

Columbia River **CROSSING**

Intersection Turning Movement Counts



Intersection Turning Movement Counts

Table of Contents

1.	How to Use This Document	3
2.	Vancouver Intersection Table	4
3.	Vancouver Intersection Map	5
4.	Portland Intersection Table	6
5.	Portland Intersection Map	7
6.	Vancouver AM Turning Movement Counts	8-109
7.	Vancouver PM Turning Movement Counts	110-211
8.	Portland AM Turning Movement Counts	212-331
9.	Portland PM Turning Movement Counts	332-451

Intersection Turning Movement Counts

Introduction

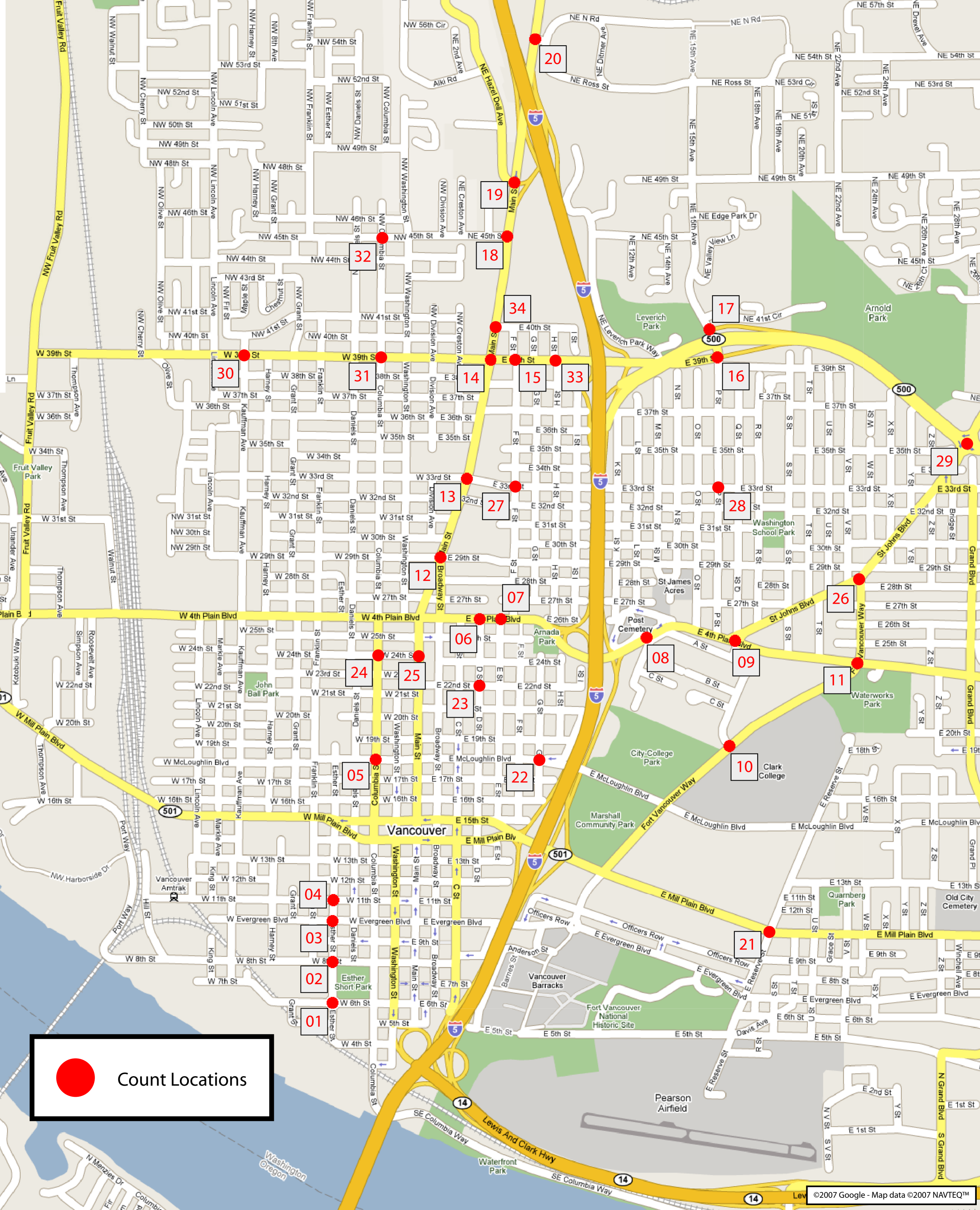
This document summarizes the collection of intersection turning movement count data for 34 Vancouver and 40 Portland intersections within the I-5 corridor. Vancouver data was collected on April 10, 2007 and Portland data was collected on April 11, 2007.

How to Use this Document

Pages 4 and 6 provide a table that lists all intersections where data collections were done in Vancouver and Portland. Pages 5 and 7 present all intersections on a map of Vancouver and Portland, with an identifying number that corresponds to the number found in the intersection table. By moving the cursor over the columns listing 'AM' or 'PM', and clicking the mouse, the user is able to go directly to the three pages of data provided for each intersection, for each time period. The first page of data contains the turning counts for all vehicles and the pedestrian movements. The second page of data contains the turning counts for cars only, and the third page of data contains the turning movements for heavy vehicles.

City of Vancouver Intersections

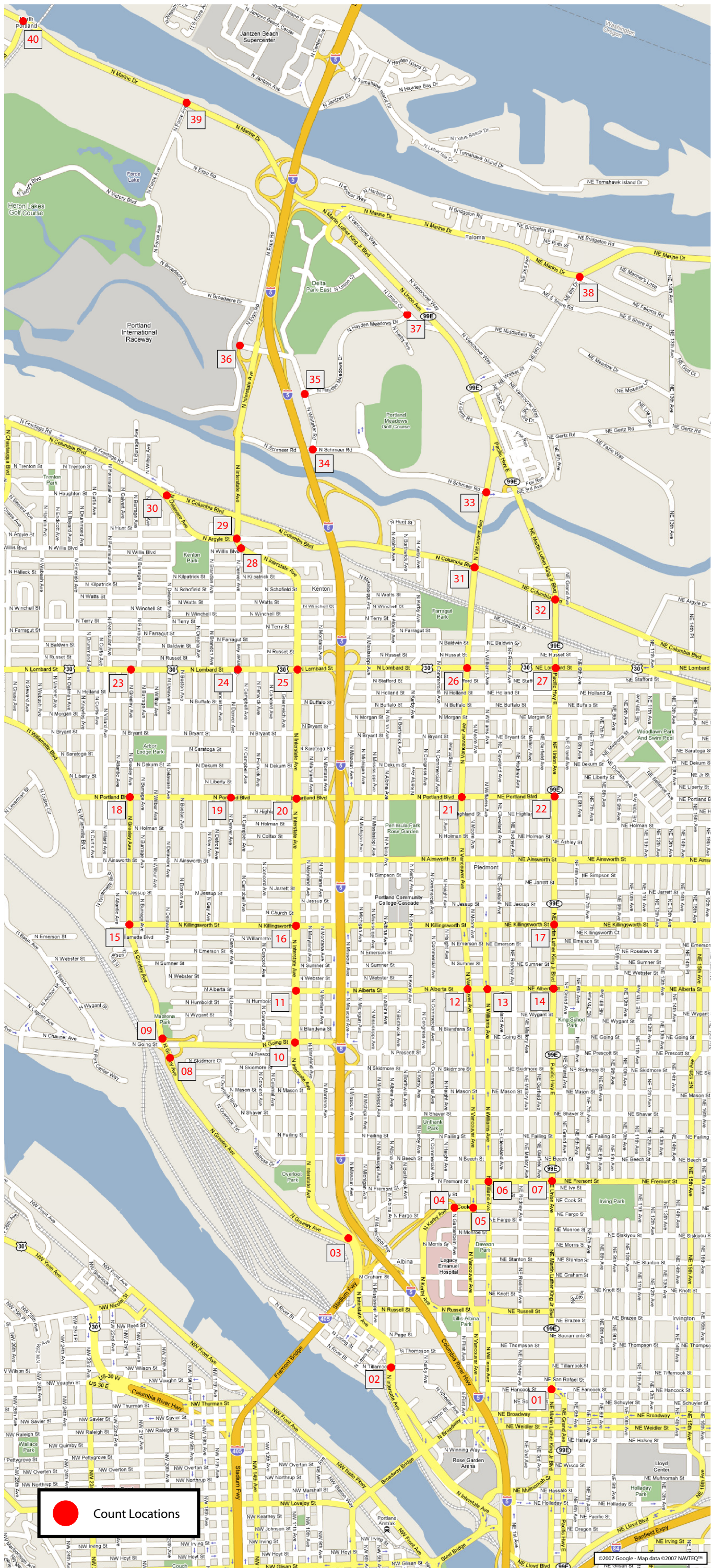
Intersection #	N/S street	E/W street	Time period	
1	Esther St	W 6th St	AM	PM
2	Esther St	W 8th St	AM	PM
3	Esther St	W Evergreen Blvd	AM	PM
4	Esther St	W 11th St	AM	PM
5	Columbia Blvd	W McLoughlin Blvd	AM	PM
6	D St	E 4th Plain Blvd	AM	PM
7	E St	E 4th Plain Blvd	AM	PM
8	Post Cemetery entrance	E 4th Plain Blvd	AM	PM
9	St. Johns Blvd	E 4th Plain Blvd	AM	PM
10	Fort Vancouver Way	Driveway by Frost Art Center @ Clark College	AM	PM
11	Fort Vancouver Way	E 4th Plain Blvd	AM	PM
12	Main St/Broadway St	29th St	AM	PM
13	Main St	33rd St	AM	PM
14	Main St	E 39th St	AM	PM
15	F St	E 39th St	AM	PM
16	P St	E 39th St	AM	PM
17	NE 15th Ave	SR-500 off-ramp	AM	PM
18	Main St	NE 45th St	AM	PM
19	Main St	NE Hazel Dell Ave	AM	PM
20	NE Hwy 99	NE Ross St	AM	PM
21	E Reserve St	E Mill Plain Blvd	AM	PM
22	G St	E McLoughlin Blvd	AM	PM
23	D St	E 22nd St	AM	PM
24	Columbia St	W 24th St	AM	PM
25	Main St	W 24th St	AM	PM
26	Fort Vancouver Way	St Johns Blvd	AM	PM
27	F St	E 33rd St	AM	PM
28	P St	E 33rd St	AM	PM
29	St Johns Blvd	SR-500	AM	PM
30	Kauffman Ave	W 39th St	AM	PM
31	Columbia St	W 39th St	AM	PM
32	Columbia St	NW 45th	AM	PM
33	H St	E 39th St	AM	PM
34	Main St	E 40th St	AM	PM



 Count Locations

City of Portland Intersections

Intersection #	N/S street	E/W street	Time period	
1	NE MLK Jr. Blvd	NE Hancock St	AM	PM
2	N Interstate Ave	N Tillamook St	AM	PM
3	N Interstate Ave	N Greeley Ave	AM	PM
4	I-405 Off-ramp / N Gantenbein Ave	N Kerby Ave	AM	PM
5	N Vancouver Ave	N Cook St	AM	PM
6	N Williams Ave	N Fremont St	AM	PM
7	NE MLK Jr. Blvd	N Fremont St	AM	PM
8	N Greeley Ave	N Going St (South)	AM	PM
9	N Greeley Ave	N Going St (North)	AM	PM
10	N Interstate Ave	N Going St	AM	PM
11	N Interstate Ave	N Alberta St	AM	PM
12	N Vancouver Ave	N Alberta St	AM	PM
13	N Williams Ave	N Alberta St	AM	PM
14	NE MLK Jr. Blvd	NE Alberta St	AM	PM
15	N Greeley Ave	N Killingsworth St	AM	PM
16	N Interstate Ave	N Killingsworth St	AM	PM
17	NE MLK Jr. Blvd	NE Killingsworth St	AM	PM
18	N Greeley Ave	N Portland Blvd	AM	PM
19	N Denver Ave	N Portland Blvd	AM	PM
20	N Interstate Ave	N Portland Blvd	AM	PM
21	N Vancouver Ave	N Portland Blvd	AM	PM
22	NE MLK Jr. Blvd	NE Portland Blvd	AM	PM
23	N Greeley Ave	N Lombard Ave	AM	PM
24	N Denver Ave	N Lombard Ave	AM	PM
25	N Interstate Ave	N Lombard Ave	AM	PM
26	N Vancouver Ave	N Lombard Ave	AM	PM
27	NE MLK Jr. Blvd	NE Lombard Ave	AM	PM
28	N Denver Ave	N Interstate Ave	AM	PM
29	N Interstate Ave	N Argyle St	AM	PM
30	N Delaware Ave	N Columbia Blvd	AM	PM
31	N Vancouver Ave	N Columbia Blvd	AM	PM
32	NE MLK Jr. Blvd	N Columbia Blvd	AM	PM
33	N Vancouver Ave	N Schmeer Rd	AM	PM
34	N Whitaker Rd	N Schmeer Rd	AM	PM
35	N Whitaker Rd	N Hayden Meadows Dr	AM	PM
36	N Expo Rd	N Victory Blvd	AM	PM
37	N Union Ct	N Hayden Meadows Dr	AM	PM
38	NE 6th Dr	N Marine Dr	AM	PM
39	N Force Ave	N Marine Dr	AM	PM
40	N Portland Rd	N Marine Dr	AM	PM



● Count Locations

INTERSECTION: *Esther St--W 6th St--*
 PROJECT ID#:
 QC JOB #: 10247001

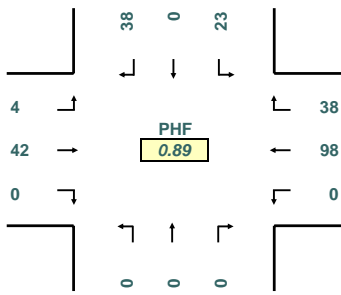
START TIME: 7:00 AM
 END TIME: 9:00 AM
 DATE: 4/10/2007



16285 SW 85th Avenue, Ste. 302
 Tigard, OR 97224
 Phone: 503-620-4242
 Fax: 503 620-4545

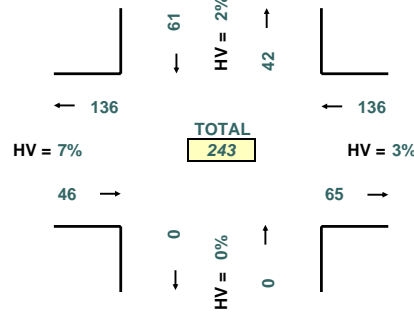
www.qualitycounts.net

PEAK HOUR TURNING MOVEMENTS



PHF
0.89

PEAK HOUR LINK VOLUMES

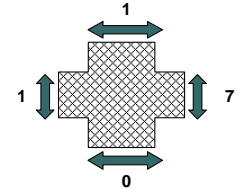


TOTAL
243

PEAK HOUR: 7:15 AM TO 8:15 AM

PEAK 15 MINUTES: 7:15 AM TO 7:30 AM

PEAK HOUR PED CROSSING VOLUMES



5-MINUTE COUNT PERIOD BEGINNING AT	<i>Esther St-- (Southbound)</i>			<i>W 6th St-- (Westbound)</i>			<i>Esther St-- (Northbound)</i>			<i>W 6th St-- (Eastbound)</i>			Crosswalk Usage (Peds By Approach)				TOTAL	
	Right	Thru	Left	Right	Thru	Left	Right	Thru	Left	Right	Thru	Left	North	East	South	West	Veh	Peds
7:00 AM	0	0	5	0	5	0	0	0	0	0	1	0	0	2	0	0	11	2
7:05 AM	1	0	2	0	3	0	0	0	0	0	2	1	0	3	0	0	9	3
7:10 AM	1	0	2	2	2	0	0	0	0	1	0	0	1	0	0	0	8	1
7:15 AM	3	0	2	2	8	0	0	0	0	6	0	0	0	0	1	0	21	1
7:20 AM	4	0	3	3	11	0	0	0	0	3	0	0	1	0	0	0	24	1
7:25 AM	7	0	0	3	9	0	0	0	0	4	0	0	1	0	0	0	23	1
7:30 AM	3	0	3	0	6	0	0	0	0	4	1	0	1	0	0	0	17	1
7:35 AM	2	0	1	1	9	0	0	0	0	2	0	0	0	0	0	0	15	0
7:40 AM	3	0	4	5	5	0	0	0	0	3	2	0	0	0	0	0	22	0
7:45 AM	2	0	2	1	7	0	0	0	0	5	0	0	0	0	0	0	17	0
7:50 AM	3	0	1	6	6	0	0	0	0	5	0	0	3	0	0	0	21	3
7:55 AM	7	0	3	4	13	0	0	0	0	1	1	1	1	0	0	0	29	2
8:00 AM	2	0	0	3	11	0	0	0	0	0	0	0	0	0	0	0	16	0
8:05 AM	0	0	2	4	6	0	0	0	0	5	0	0	0	0	0	0	17	0
8:10 AM	2	0	2	6	7	0	0	0	0	4	0	0	0	0	0	0	21	0
8:15 AM	0	0	2	7	6	0	0	0	0	6	1	1	0	0	0	0	22	1
8:20 AM	1	0	1	8	4	0	0	0	0	3	1	0	1	0	0	0	18	1
8:25 AM	1	0	0	7	2	0	0	0	0	3	0	2	0	0	0	0	13	2
8:30 AM	0	0	2	3	4	0	0	0	0	5	1	0	0	0	0	0	15	0
8:35 AM	1	0	3	5	6	0	0	0	0	1	0	0	0	0	0	0	16	0
8:40 AM	0	0	0	4	1	0	0	0	0	1	2	0	2	0	0	0	8	2
8:45 AM	0	0	3	6	4	0	0	0	0	4	0	0	0	0	0	0	17	0
8:50 AM	1	0	2	6	2	0	0	0	0	4	0	0	2	0	0	0	15	2
8:55 AM	1	0	1	4	6	0	0	0	0	2	0	0	0	0	0	0	14	0
HOURLY TOTALS	Southbound			Westbound			Northbound			Eastbound			Pedestrians By Approach				TOTAL	
7:00 AM	36	0	28	27	84	0	0	0	0	37	5	1	13	0	1	217	15	
7:15 AM	38	0	23	38	98	0	0	0	0	42	4	1	7	0	1	243	9	
7:30 AM	26	0	21	52	82	0	0	0	0	41	6	4	6	0	0	228	10	
7:45 AM	19	0	18	58	73	0	0	0	0	39	6	4	7	0	0	213	11	
8:00 AM	9	0	18	63	59	0	0	0	0	38	5	3	5	0	0	192	8	

Cars only

INTERSECTION: *Esther St--W 6th St--*
 PROJECT ID#:
 QC JOB #: 10247001

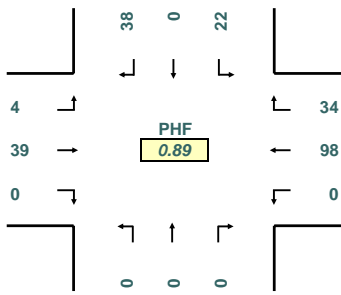
START TIME: 7:00 AM
 END TIME: 9:00 AM
 DATE: 4/10/2007



16285 SW 85th Avenue, Ste. 302
 Tigard, OR 97224
 Phone: 503-620-4242
 Fax: 503 620-4545

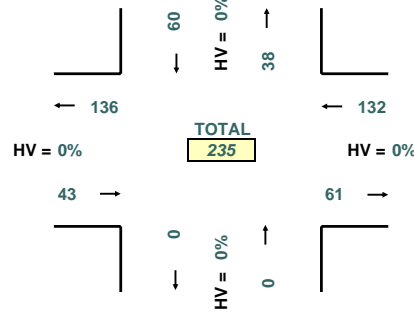
www.qualitycounts.net

PEAK HOUR TURNING MOVEMENTS



PHF
0.89

PEAK HOUR LINK VOLUMES

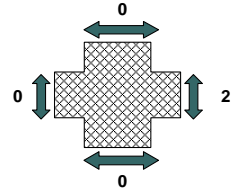


TOTAL
235

PEAK HOUR: 7:15 AM TO 8:15 AM

PEAK 15 MINUTES: 7:45 AM TO 8:00 AM

PEAK HOUR PED CROSSING VOLUMES



5-MINUTE COUNT PERIOD BEGINNING AT	<i>Esther St-- (Southbound)</i>			<i>W 6th St-- (Westbound)</i>			<i>Esther St-- (Northbound)</i>			<i>W 6th St-- (Eastbound)</i>			Crosswalk Usage (Peds By Approach)				TOTAL	
	Right	Thru	Left	Right	Thru	Left	Right	Thru	Left	Right	Thru	Left	North	East	South	West	Veh	Peds
7:00 AM	0	0	5	0	5	0	0	0	0	0	1	0	0	0	0	0	11	0
7:05 AM	1	0	2	0	3	0	0	0	0	0	2	1	0	3	0	0	9	3
7:10 AM	1	0	2	2	2	0	0	0	0	0	1	0	0	1	0	0	8	1
7:15 AM	3	0	2	2	8	0	0	0	0	0	5	0	0	0	0	0	20	0
7:20 AM	4	0	3	3	11	0	0	0	0	0	3	0	0	0	0	0	24	0
7:25 AM	7	0	0	1	9	0	0	0	0	0	4	0	0	0	0	0	21	0
7:30 AM	3	0	3	0	6	0	0	0	0	0	4	1	0	0	0	0	17	0
7:35 AM	2	0	1	1	9	0	0	0	0	0	2	0	0	0	0	0	15	0
7:40 AM	3	0	3	4	5	0	0	0	0	0	3	2	0	0	0	0	20	0
7:45 AM	2	0	2	1	7	0	0	0	0	0	5	0	0	0	0	0	17	0
7:50 AM	3	0	1	6	6	0	0	0	0	0	5	0	0	2	0	0	21	2
7:55 AM	7	0	3	4	13	0	0	0	0	0	0	1	0	0	0	0	28	0
8:00 AM	2	0	0	2	11	0	0	0	0	0	0	0	0	0	0	0	15	0
8:05 AM	0	0	2	4	6	0	0	0	0	0	5	0	0	0	0	0	17	0
8:10 AM	2	0	2	6	7	0	0	0	0	0	3	0	0	0	0	0	20	0
8:15 AM	0	0	2	6	6	0	0	0	0	0	6	1	0	0	0	0	21	0
8:20 AM	1	0	1	5	4	0	0	0	0	0	3	1	0	0	0	0	15	0
8:25 AM	0	0	0	6	1	0	0	0	0	0	3	0	0	0	0	0	10	0
8:30 AM	0	0	2	3	4	0	0	0	0	0	5	1	0	0	0	0	15	0
8:35 AM	1	0	3	5	6	0	0	0	0	0	1	0	0	0	0	0	16	0
8:40 AM	0	0	0	3	1	0	0	0	0	0	1	1	0	0	0	0	6	0
8:45 AM	0	0	2	6	4	0	0	0	0	0	4	0	0	0	0	0	16	0
8:50 AM	1	0	2	5	2	0	0	0	0	0	4	0	0	0	0	0	14	0
8:55 AM	1	0	0	4	6	0	0	0	0	0	2	0	0	0	0	0	13	0
HOURLY TOTALS	Southbound			Westbound			Northbound			Eastbound			Pedestrians By Approach				TOTAL	
7:00 AM	36	0	27	24	84	0	0	0	0	0	35	5	0	6	0	0	211	6
7:15 AM	38	0	22	34	98	0	0	0	0	0	39	4	0	2	0	0	235	2
7:30 AM	25	0	20	45	81	0	0	0	0	0	39	6	0	2	0	0	216	2
7:45 AM	18	0	18	51	72	0	0	0	0	0	37	5	0	2	0	0	201	2
8:00 AM	8	0	16	55	58	0	0	0	0	0	37	4	0	0	0	0	178	0

Heavy Vehicles

INTERSECTION: *Esther St--W 6th St--*
 PROJECT ID#:
 QC JOB #: 10247001

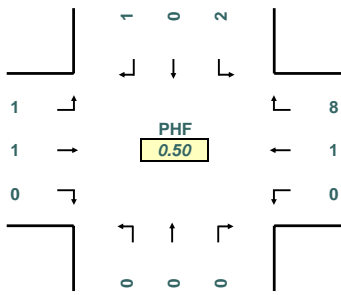
START TIME: 7:00 AM
 END TIME: 9:00 AM
 DATE: 4/10/2007



16285 SW 85th Avenue, Ste. 302
 Tigard, OR 97224
 Phone: 503-620-4242
 Fax: 503 620-4545

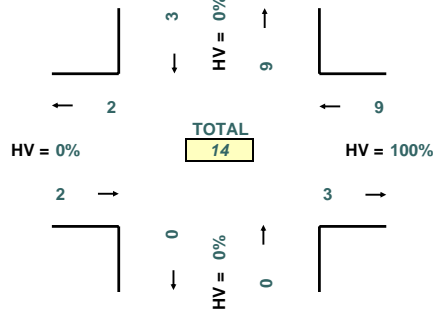
www.qualitycounts.net

PEAK HOUR TURNING MOVEMENTS



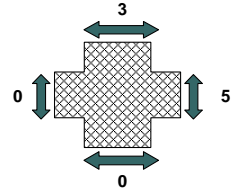
PEAK HOUR: 8:00 AM TO 9:00 AM

PEAK HOUR LINK VOLUMES



PEAK 15 MINUTES: 8:15 AM TO 8:30 AM

PEAK HOUR PED CROSSING VOLUMES



5-MINUTE COUNT PERIOD BEGINNING AT	<i>Esther St-- (Southbound)</i>			<i>W 6th St-- (Westbound)</i>			<i>Esther St-- (Northbound)</i>			<i>W 6th St-- (Eastbound)</i>			Crosswalk Usage (Peds By Approach)				TOTAL	
	Right	Thru	Left	Right	Thru	Left	Right	Thru	Left	Right	Thru	Left	North	East	South	West	Veh	Peds
7:00 AM	0	0	0	0	0	0	0	0	0	0	0	0	0	2	0	0	0	2
7:05 AM	0	0	0	0	0	0	0	0	0	0	0	0	0	0	0	0	0	0
7:10 AM	0	0	0	0	0	0	0	0	0	0	0	0	0	0	0	0	0	0
7:15 AM	0	0	0	0	0	0	0	0	0	1	0	0	0	0	0	1	1	1
7:20 AM	0	0	0	0	0	0	0	0	0	0	0	0	0	1	0	0	0	1
7:25 AM	0	0	0	2	0	0	0	0	0	0	0	0	0	1	0	0	2	1
7:30 AM	0	0	0	0	0	0	0	0	0	0	0	0	0	1	0	0	0	1
7:35 AM	0	0	0	0	0	0	0	0	0	0	0	0	0	0	0	0	0	0
7:40 AM	0	0	1	1	0	0	0	0	0	0	0	0	0	0	0	0	2	0
7:45 AM	0	0	0	0	0	0	0	0	0	0	0	0	0	0	0	0	0	0
7:50 AM	0	0	0	0	0	0	0	0	0	0	0	0	1	0	0	0	0	1
7:55 AM	0	0	0	0	0	0	0	0	0	1	0	0	1	1	0	0	1	2
8:00 AM	0	0	0	1	0	0	0	0	0	0	0	0	0	0	0	0	1	0
8:05 AM	0	0	0	0	0	0	0	0	0	0	0	0	0	0	0	0	0	0
8:10 AM	0	0	0	0	0	0	0	0	0	1	0	0	0	0	0	0	1	0
8:15 AM	0	0	0	1	0	0	0	0	0	0	0	0	1	0	0	0	1	1
8:20 AM	0	0	0	3	0	0	0	0	0	0	0	0	0	1	0	0	3	1
8:25 AM	1	0	0	1	1	0	0	0	0	0	0	0	2	0	0	0	3	2
8:30 AM	0	0	0	0	0	0	0	0	0	0	0	0	0	0	0	0	0	0
8:35 AM	0	0	0	0	0	0	0	0	0	0	0	0	0	0	0	0	0	0
8:40 AM	0	0	0	1	0	0	0	0	0	0	1	0	2	0	0	0	2	2
8:45 AM	0	0	1	0	0	0	0	0	0	0	0	0	0	0	0	0	1	0
8:50 AM	0	0	0	1	0	0	0	0	0	0	0	0	2	0	0	0	1	2
8:55 AM	0	0	1	0	0	0	0	0	0	0	0	0	0	0	0	0	1	0
HOURLY TOTALS	Southbound			Westbound			Northbound			Eastbound			Pedestrians By Approach				TOTAL	
7:00 AM	0	0	1	3	0	0	0	0	0	0	2	0	1	7	0	1	6	9
7:15 AM	0	0	1	4	0	0	0	0	0	0	3	0	1	5	0	1	8	7
7:30 AM	1	0	1	7	1	0	0	0	0	0	2	0	4	4	0	0	12	8
7:45 AM	1	0	0	7	1	0	0	0	0	0	2	1	4	5	0	0	12	9
8:00 AM	1	0	2	8	1	0	0	0	0	0	1	1	3	5	0	0	14	8

INTERSECTION: *Esther St--W 8th St--*
 PROJECT ID#:
 QC JOB #: 10247002

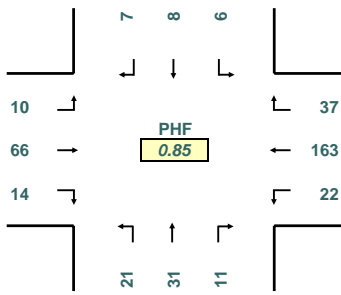
START TIME: 7:00 AM
 END TIME: 9:00 AM
 DATE: 4/10/2007



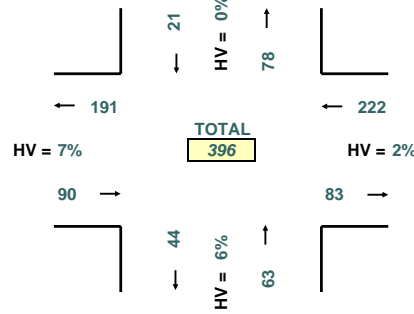
16285 SW 85th Avenue, Ste. 302
 Tigard, OR 97224
 Phone: 503-620-4242
 Fax: 503 620-4545

www.qualitycounts.net

PEAK HOUR TURNING MOVEMENTS



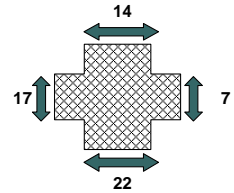
PEAK HOUR LINK VOLUMES



PEAK HOUR: 7:45 AM TO 8:45 AM

PEAK 15 MINUTES: 7:45 AM TO 8:00 AM

PEAK HOUR PED CROSSING VOLUMES



5-MINUTE COUNT PERIOD BEGINNING AT	<i>Esther St-- (Southbound)</i>			<i>W 8th St-- (Westbound)</i>			<i>Esther St-- (Northbound)</i>			<i>W 8th St-- (Eastbound)</i>			Crosswalk Usage (Peds By Approach)				TOTAL	
	Right	Thru	Left	Right	Thru	Left	Right	Thru	Left	Right	Thru	Left	North	East	South	West	Veh	Peds
7:00 AM	0	0	0	2	9	4	0	0	0	1	5	0	1	0	0	0	21	1
7:05 AM	0	0	0	1	5	2	1	0	1	1	1	0	1	0	2	0	12	3
7:10 AM	0	1	0	1	7	1	0	1	0	0	1	0	0	0	2	0	12	2
7:15 AM	0	0	0	2	9	4	0	1	2	1	2	0	0	0	2	0	21	2
7:20 AM	0	2	0	2	12	2	1	1	0	0	7	0	1	0	0	0	27	1
7:25 AM	1	3	2	2	11	0	0	0	0	5	2	0	1	0	3	0	26	4
7:30 AM	0	0	1	1	12	4	1	2	0	2	2	0	0	0	0	0	25	0
7:35 AM	0	0	1	2	15	0	1	0	0	1	7	0	0	0	0	0	27	0
7:40 AM	0	3	0	4	13	0	0	1	0	4	4	0	1	1	5	0	29	7
7:45 AM	0	1	0	4	13	2	1	2	1	0	2	2	0	0	2	0	28	2
7:50 AM	2	0	0	2	21	3	1	3	2	4	5	0	0	0	4	2	43	6
7:55 AM	0	3	2	1	22	4	3	4	0	1	6	0	3	0	2	2	46	7
8:00 AM	0	1	0	3	15	2	1	2	1	0	6	0	0	0	1	3	31	4
8:05 AM	0	0	2	2	16	1	0	3	1	2	6	1	1	0	1	5	34	7
8:10 AM	0	1	0	5	10	2	1	1	4	2	9	4	1	0	1	0	39	2
8:15 AM	0	2	0	3	6	2	2	3	0	1	2	0	3	0	4	0	21	7
8:20 AM	0	0	0	1	9	2	1	4	2	1	4	0	2	1	3	1	24	7
8:25 AM	0	0	1	3	10	2	0	3	4	0	3	1	2	0	1	2	27	5
8:30 AM	1	0	1	4	19	1	1	1	2	0	8	2	2	2	0	0	40	4
8:35 AM	4	0	0	7	11	1	0	3	2	3	8	0	0	3	0	0	39	3
8:40 AM	0	0	0	2	11	0	0	2	2	0	7	0	0	1	3	2	24	6
8:45 AM	2	2	0	1	11	1	1	3	4	0	10	0	2	2	1	1	35	6
8:50 AM	1	1	1	4	9	3	1	5	2	0	5	2	1	2	4	0	34	7
8:55 AM	0	1	0	2	6	3	2	1	1	3	6	0	3	0	0	0	25	3
HOURLY TOTALS	Southbound			Westbound			Northbound			Eastbound			Pedestrians By Approach				TOTAL	
7:00 AM	3	13	6	24	149	26	9	15	6	20	44	2	8	1	22	4	317	35
7:15 AM	3	14	8	30	169	24	10	20	11	22	58	7	8	1	21	12	376	42
7:30 AM	2	11	7	31	162	24	12	28	15	18	56	8	13	2	24	15	374	54
7:45 AM	7	8	6	37	163	22	11	31	21	14	66	10	14	7	22	17	396	60
8:00 AM	8	8	5	37	133	20	10	31	25	12	74	10	17	11	19	14	373	61

INTERSECTION: *Esther St--W 8th St--*
 PROJECT ID#:
 QC JOB #: 10247002

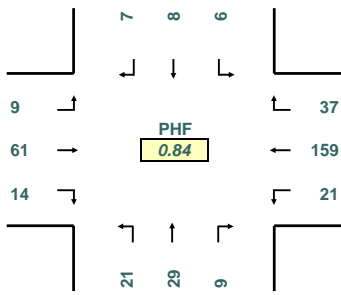
START TIME: 7:00 AM
 END TIME: 9:00 AM
 DATE: 4/10/2007



16285 SW 85th Avenue, Ste. 302
 Tigard, OR 97224
 Phone: 503-620-4242
 Fax: 503 620-4545

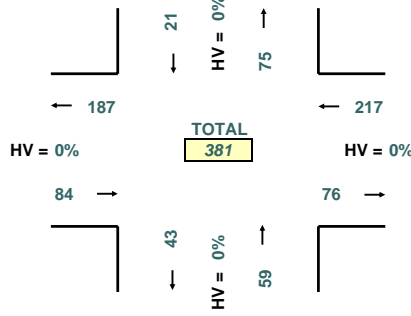
www.qualitycounts.net

PEAK HOUR TURNING MOVEMENTS



PHF
0.84

PEAK HOUR LINK VOLUMES

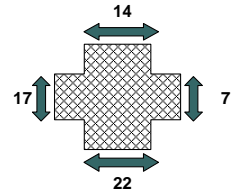


TOTAL
381

PEAK HOUR: 7:45 AM TO 8:45 AM

PEAK 15 MINUTES: 7:45 AM TO 8:00 AM

PEAK HOUR PED CROSSING VOLUMES



5-MINUTE COUNT PERIOD BEGINNING AT	<i>Esther St-- (Southbound)</i>			<i>W 8th St-- (Westbound)</i>			<i>Esther St-- (Northbound)</i>			<i>W 8th St-- (Eastbound)</i>			Crosswalk Usage (Peds By Approach)				TOTAL	
	Right	Thru	Left	Right	Thru	Left	Right	Thru	Left	Right	Thru	Left	North	East	South	West	Veh	Peds
7:00 AM	0	0	0	2	8	4	0	0	0	1	5	0	1	0	0	0	20	1
7:05 AM	0	0	0	1	5	2	1	0	1	1	1	0	1	0	2	0	12	3
7:10 AM	0	1	0	1	7	1	0	1	0	0	1	0	0	0	2	0	12	2
7:15 AM	0	0	0	2	8	4	0	1	2	1	1	0	0	0	2	0	19	2
7:20 AM	0	2	0	2	12	2	1	1	0	0	6	0	1	0	0	0	26	1
7:25 AM	1	3	1	2	11	0	0	0	0	5	2	0	1	0	3	0	25	4
7:30 AM	0	0	1	1	12	3	1	2	0	2	1	0	0	0	0	0	23	0
7:35 AM	0	0	1	2	15	0	1	0	0	1	7	0	0	0	0	0	27	0
7:40 AM	0	3	0	4	11	0	0	1	0	4	4	0	1	1	5	0	27	7
7:45 AM	0	1	0	4	13	2	1	2	1	0	2	1	0	0	2	0	27	2
7:50 AM	2	0	0	2	20	3	1	3	2	4	5	0	0	0	4	2	42	6
7:55 AM	0	3	2	1	21	4	3	4	0	1	6	0	3	0	2	2	45	7
8:00 AM	0	1	0	3	14	2	0	2	1	0	6	0	0	0	1	3	29	4
8:05 AM	0	0	2	2	16	1	0	3	1	2	6	1	1	0	1	5	34	7
8:10 AM	0	1	0	5	10	2	1	1	4	2	8	4	1	0	1	0	38	2
8:15 AM	0	2	0	3	6	2	2	2	0	1	2	0	3	0	4	0	20	7
8:20 AM	0	0	0	1	8	2	1	4	2	1	4	0	2	1	3	1	23	7
8:25 AM	0	0	1	3	10	1	0	3	4	0	2	1	2	0	1	2	25	5
8:30 AM	1	0	1	4	19	1	0	1	2	0	8	2	2	2	0	0	39	4
8:35 AM	4	0	0	7	11	1	0	3	2	3	5	0	0	3	0	0	36	3
8:40 AM	0	0	0	2	11	0	0	1	2	0	7	0	0	1	3	2	23	6
8:45 AM	2	1	0	1	11	1	1	3	3	0	10	0	2	2	1	1	33	6
8:50 AM	1	1	1	3	9	3	1	4	2	0	4	2	1	2	4	0	31	7
8:55 AM	0	1	0	2	6	3	2	1	1	3	6	0	3	0	0	0	25	3
HOURLY TOTALS	Southbound			Westbound			Northbound			Eastbound			Pedestrians By Approach				TOTAL	
7:00 AM	3	13	5	24	143	25	9	15	6	20	41	1	8	1	22	4	305	35
7:15 AM	3	14	7	30	163	23	9	20	11	22	54	6	8	1	21	12	362	42
7:30 AM	2	11	7	31	156	22	11	27	15	18	53	7	13	2	24	15	360	54
7:45 AM	7	8	6	37	159	21	9	29	21	14	61	9	14	7	22	17	381	60
8:00 AM	8	7	5	36	131	19	8	28	24	12	68	10	17	11	19	14	356	61

INTERSECTION: *Esther St--W 8th St--*
 PROJECT ID#:
 QC JOB #: 10247002

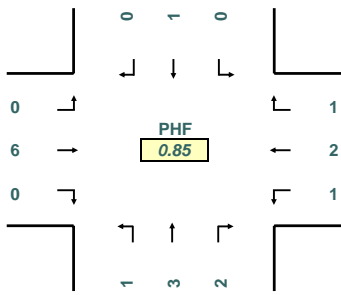
START TIME: 7:00 AM
 END TIME: 9:00 AM
 DATE: 4/10/2007



16285 SW 85th Avenue, Ste. 302
 Tigard, OR 97224
 Phone: 503-620-4242
 Fax: 503 620-4545

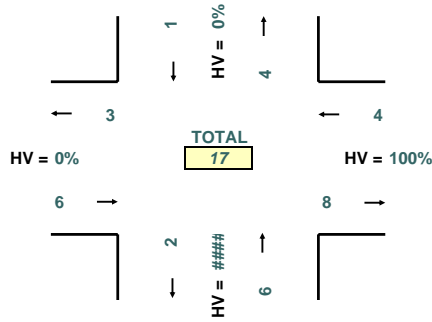
www.qualitycounts.net

PEAK HOUR TURNING MOVEMENTS



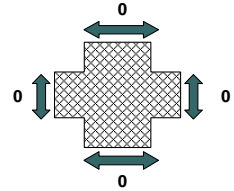
PEAK HOUR: 8:00 AM TO 9:00 AM

PEAK HOUR LINK VOLUMES



PEAK 15 MINUTES: 8:45 AM TO 9:00 AM

PEAK HOUR PED CROSSING VOLUMES



5-MINUTE COUNT PERIOD BEGINNING AT	<i>Esther St-- (Southbound)</i>			<i>W 8th St-- (Westbound)</i>			<i>Esther St-- (Northbound)</i>			<i>W 8th St-- (Eastbound)</i>			Crosswalk Usage (Peds By Approach)				TOTAL	
	Right	Thru	Left	Right	Thru	Left	Right	Thru	Left	Right	Thru	Left	North	East	South	West	Veh	Peds
7:00 AM	0	0	0	0	1	0	0	0	0	0	0	0	0	0	0	0	1	0
7:05 AM	0	0	0	0	0	0	0	0	0	0	0	0	0	0	0	0	0	0
7:10 AM	0	0	0	0	0	0	0	0	0	0	0	0	0	0	0	0	0	0
7:15 AM	0	0	0	0	1	0	0	0	0	1	0	0	0	0	0	0	2	0
7:20 AM	0	0	0	0	0	0	0	0	0	1	0	0	0	0	0	0	1	0
7:25 AM	0	0	1	0	0	0	0	0	0	0	0	0	0	0	0	0	1	0
7:30 AM	0	0	0	0	0	1	0	0	0	1	0	0	0	0	0	0	2	0
7:35 AM	0	0	0	0	0	0	0	0	0	0	0	0	0	0	0	0	0	0
7:40 AM	0	0	0	0	2	0	0	0	0	0	0	0	0	0	0	0	2	0
7:45 AM	0	0	0	0	0	0	0	0	0	0	1	0	0	0	0	0	1	0
7:50 AM	0	0	0	0	1	0	0	0	0	0	0	0	0	0	0	0	1	0
7:55 AM	0	0	0	0	1	0	0	0	0	0	0	0	0	0	0	0	1	0
8:00 AM	0	0	0	0	1	0	1	0	0	0	0	0	0	0	0	0	2	0
8:05 AM	0	0	0	0	0	0	0	0	0	0	0	0	0	0	0	0	0	0
8:10 AM	0	0	0	0	0	0	0	0	0	1	0	0	0	0	0	0	1	0
8:15 AM	0	0	0	0	0	0	0	1	0	0	0	0	0	0	0	0	1	0
8:20 AM	0	0	0	0	1	0	0	0	0	0	0	0	0	0	0	0	1	0
8:25 AM	0	0	0	0	0	1	0	0	0	1	0	0	0	0	0	0	2	0
8:30 AM	0	0	0	0	0	0	1	0	0	0	0	0	0	0	0	0	1	0
8:35 AM	0	0	0	0	0	0	0	0	0	3	0	0	0	0	0	0	3	0
8:40 AM	0	0	0	0	0	0	0	1	0	0	0	0	0	0	0	0	1	0
8:45 AM	0	1	0	0	0	0	0	0	1	0	0	0	0	0	0	0	2	0
8:50 AM	0	0	0	1	0	0	0	1	0	0	1	0	0	0	0	0	3	0
8:55 AM	0	0	0	0	0	0	0	0	0	0	0	0	0	0	0	0	0	0
HOURLY TOTALS	Southbound			Westbound			Northbound			Eastbound			Pedestrians By Approach				TOTAL	
7:00 AM	0	0	1	0	6	1	0	0	0	0	3	1	0	0	0	0	12	0
7:15 AM	0	0	1	0	6	1	1	0	0	0	4	1	0	0	0	0	14	0
7:30 AM	0	0	0	0	6	2	1	1	0	0	3	1	0	0	0	0	14	0
7:45 AM	0	0	0	0	4	1	2	2	0	0	5	1	0	0	0	0	15	0
8:00 AM	0	1	0	1	2	1	2	3	1	0	6	0	0	0	0	0	17	0

INTERSECTION: *Esther St--W Evergreen Blvd--*
 PROJECT ID#:
 QC JOB #: 10247003

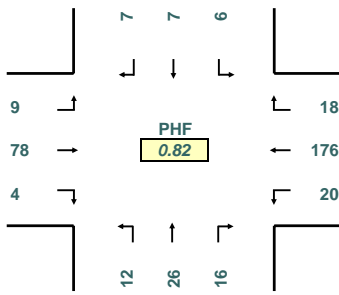
START TIME: 7:00 AM
 END TIME: 9:00 AM
 DATE: 4/10/2007



16285 SW 85th Avenue, Ste. 302
 Tigard, OR 97224
 Phone: 503-620-4242
 Fax: 503 620-4545

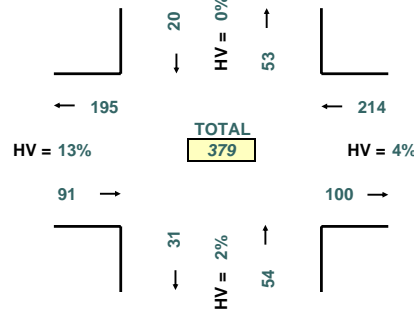
www.qualitycounts.net

PEAK HOUR TURNING MOVEMENTS



PHF
 0.82

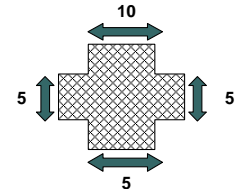
PEAK HOUR LINK VOLUMES



PEAK HOUR: 7:45 AM TO 8:45 AM

PEAK 15 MINUTES: 7:45 AM TO 8:00 AM

PEAK HOUR PED CROSSING VOLUMES



5-MINUTE COUNT PERIOD BEGINNING AT	<i>Esther St-- (Southbound)</i>			<i>W Evergreen Blvd-- (Westbound)</i>			<i>Esther St-- (Northbound)</i>			<i>W Evergreen Blvd-- (Eastbound)</i>			Crosswalk Usage (Peds By Approach)				TOTAL	
	Right	Thru	Left	Right	Thru	Left	Right	Thru	Left	Right	Thru	Left	North	East	South	West	Veh	Peds
7:00 AM	0	1	0	0	12	0	1	0	1	0	6	0	0	0	0	0	21	0
7:05 AM	0	0	0	0	6	0	0	1	0	1	1	0	0	0	0	1	9	1
7:10 AM	1	1	0	0	6	1	0	2	0	0	5	0	0	0	0	0	16	0
7:15 AM	0	0	0	1	9	0	1	0	0	0	2	0	0	0	0	0	13	0
7:20 AM	0	0	0	0	12	0	4	2	0	0	6	0	0	0	0	0	24	0
7:25 AM	1	0	0	0	16	1	2	0	1	1	5	0	0	1	1	1	27	3
7:30 AM	0	0	0	2	8	1	1	1	1	1	4	0	0	0	2	0	19	2
7:35 AM	1	2	0	0	7	1	1	1	0	0	4	0	0	0	0	0	17	0
7:40 AM	0	0	0	0	13	1	3	1	1	0	2	1	0	0	0	0	22	0
7:45 AM	0	1	1	1	22	0	0	2	2	0	10	1	0	0	0	0	40	0
7:50 AM	0	0	0	4	19	3	1	2	1	0	6	0	1	1	0	0	36	2
7:55 AM	2	1	0	2	23	4	1	2	0	0	4	0	0	0	0	0	39	0
8:00 AM	0	0	1	3	19	1	2	1	3	1	7	0	2	1	0	0	38	3
8:05 AM	0	0	0	2	15	4	1	2	2	0	8	0	2	3	1	0	34	6
8:10 AM	0	2	0	1	9	2	1	4	0	0	8	0	1	0	1	0	27	2
8:15 AM	0	0	0	0	9	0	1	4	0	2	6	0	0	0	0	0	22	0
8:20 AM	0	0	0	2	16	1	1	3	1	0	8	0	1	0	1	0	32	2
8:25 AM	0	1	1	1	11	1	3	2	0	0	5	0	0	0	1	0	25	1
8:30 AM	1	1	1	1	12	0	1	0	0	1	2	2	2	0	0	2	22	4
8:35 AM	2	0	0	0	10	4	3	3	3	0	5	4	0	0	0	1	34	1
8:40 AM	2	1	2	1	11	0	1	1	0	0	9	2	1	0	1	2	30	4
8:45 AM	3	1	2	0	11	2	0	2	1	1	7	0	1	2	2	0	30	5
8:50 AM	4	0	0	1	12	2	3	2	1	0	5	0	0	3	4	0	30	7
8:55 AM	1	1	0	1	6	1	1	4	0	0	11	6	0	0	1	0	32	1
HOURLY TOTALS	Southbound			Westbound			Northbound			Eastbound			Pedestrians By Approach				TOTAL	
7:00 AM	5	6	1	10	153	12	15	14	7	3	55	2	1	2	3	2	283	8
7:15 AM	4	6	2	16	172	18	18	18	11	3	66	2	6	6	5	1	336	18
7:30 AM	3	7	3	18	171	19	16	25	11	4	72	2	7	5	6	0	351	18
7:45 AM	7	7	6	18	176	20	16	26	12	4	78	9	10	5	5	5	379	25
8:00 AM	13	7	7	13	141	18	18	28	11	5	81	14	10	9	12	5	356	36

Cars only

INTERSECTION: *Esther St--W Evergreen Blvd--*
 PROJECT ID#:
 QC JOB #: 10247003

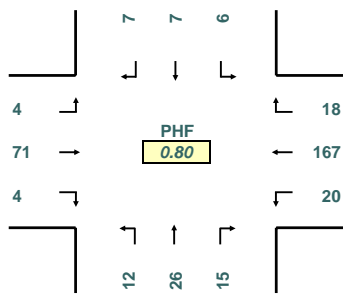
START TIME: 7:00 AM
 END TIME: 9:00 AM
 DATE: 4/10/2007



16285 SW 85th Avenue, Ste. 302
 Tigard, OR 97224
 Phone: 503-620-4242
 Fax: 503 620-4545

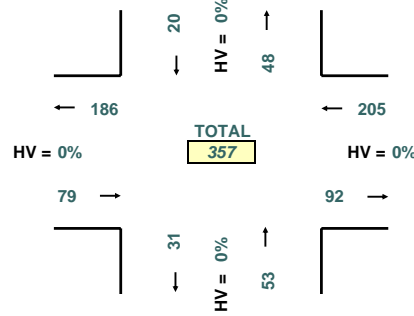
www.qualitycounts.net

PEAK HOUR TURNING MOVEMENTS



PHF
0.80

PEAK HOUR LINK VOLUMES

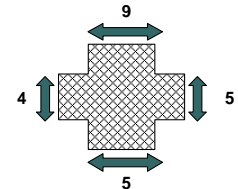


TOTAL
357

PEAK HOUR: 7:45 AM TO 8:45 AM

PEAK 15 MINUTES: 7:45 AM TO 8:00 AM

PEAK HOUR PED CROSSING VOLUMES



5-MINUTE COUNT PERIOD BEGINNING AT	<i>Esther St-- (Southbound)</i>			<i>W Evergreen Blvd-- (Westbound)</i>			<i>Esther St-- (Northbound)</i>			<i>W Evergreen Blvd-- (Eastbound)</i>			Crosswalk Usage (Peds By Approach)				TOTAL	
	Right	Thru	Left	Right	Thru	Left	Right	Thru	Left	Right	Thru	Left	North	East	South	West	Veh	Peds
7:00 AM	0	1	0	0	11	0	1	0	1	0	5	0	0	0	0	0	19	0
7:05 AM	0	0	0	0	6	0	0	1	0	1	1	0	0	0	0	1	9	1
7:10 AM	1	1	0	0	6	1	0	2	0	0	5	0	0	0	0	0	16	0
7:15 AM	0	0	0	1	8	0	1	0	0	0	2	0	0	0	0	0	12	0
7:20 AM	0	0	0	0	12	0	4	2	0	0	5	0	0	0	0	0	23	0
7:25 AM	1	0	0	0	16	1	2	0	1	1	4	0	0	1	1	1	26	3
7:30 AM	0	0	0	2	8	1	1	1	1	1	2	0	0	0	2	0	17	2
7:35 AM	1	2	0	0	7	1	1	1	0	0	4	0	0	0	0	0	17	0
7:40 AM	0	0	0	0	12	0	3	1	1	0	2	1	0	0	0	0	20	0
7:45 AM	0	1	1	1	22	0	0	2	2	0	9	0	0	0	0	0	38	0
7:50 AM	0	0	0	4	19	3	1	2	1	0	4	0	1	1	0	0	34	2
7:55 AM	2	1	0	2	23	4	1	2	0	0	4	0	0	0	0	0	39	0
8:00 AM	0	0	1	3	19	1	2	1	3	1	7	0	2	1	0	0	38	3
8:05 AM	0	0	0	2	15	4	1	2	2	0	8	0	2	3	1	0	34	6
8:10 AM	0	2	0	1	8	2	1	4	0	0	8	0	1	0	1	0	26	2
8:15 AM	0	0	0	0	7	0	0	4	0	2	6	0	0	0	0	0	19	0
8:20 AM	0	0	0	2	16	1	1	3	1	0	7	0	1	0	1	0	31	2
8:25 AM	0	1	1	1	11	1	3	2	0	0	4	0	0	0	1	0	24	1
8:30 AM	1	1	1	1	12	0	1	0	0	1	1	1	1	0	0	1	20	2
8:35 AM	2	0	0	0	7	4	3	3	3	0	5	2	0	0	0	1	29	1
8:40 AM	2	1	2	1	8	0	1	1	0	0	8	1	1	0	1	2	25	4
8:45 AM	3	1	2	0	10	2	0	2	1	1	5	0	1	2	2	0	27	5
8:50 AM	4	0	0	1	12	2	3	1	1	0	3	0	0	3	4	0	27	7
8:55 AM	1	1	0	1	6	1	1	4	0	0	9	3	0	0	1	0	27	1
HOURLY TOTALS	Southbound			Westbound			Northbound			Eastbound			Pedestrians By Approach				TOTAL	
7:00 AM	5	6	1	10	150	11	15	14	7	3	47	1	1	2	3	2	270	8
7:15 AM	4	6	2	16	169	17	18	18	11	3	59	1	6	6	5	1	324	18
7:30 AM	3	7	3	18	167	18	15	25	11	4	65	1	7	5	6	0	337	18
7:45 AM	7	7	6	18	167	20	15	26	12	4	71	4	9	5	5	4	357	23
8:00 AM	13	7	7	13	131	18	17	27	11	5	71	7	9	9	12	4	327	34

Heavy Vehicles

INTERSECTION: *Esther St--W Evergreen Blvd--*
 PROJECT ID#:
 QC JOB #: 10247003

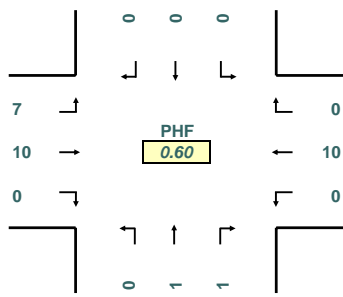
START TIME: 7:00 AM
 END TIME: 9:00 AM
 DATE: 4/10/2007



16285 SW 85th Avenue, Ste. 302
 Tigard, OR 97224
 Phone: 503-620-4242
 Fax: 503 620-4545

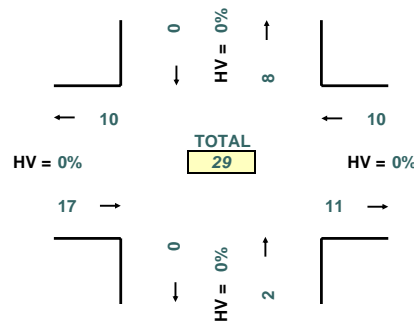
www.qualitycounts.net

PEAK HOUR TURNING MOVEMENTS



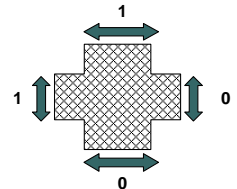
PEAK HOUR: 8:00 AM TO 9:00 AM

PEAK HOUR LINK VOLUMES



PEAK 15 MINUTES: 8:30 AM TO 8:45 AM

PEAK HOUR PED CROSSING VOLUMES



5-MINUTE COUNT PERIOD BEGINNING AT	<i>Esther St-- (Southbound)</i>			<i>W Evergreen Blvd-- (Westbound)</i>			<i>Esther St-- (Northbound)</i>			<i>W Evergreen Blvd-- (Eastbound)</i>			Crosswalk Usage (Peds By Approach)				TOTAL	
	Right	Thru	Left	Right	Thru	Left	Right	Thru	Left	Right	Thru	Left	North	East	South	West	Veh	Peds
7:00 AM	0	0	0	0	1	0	0	0	0	1	0	0	0	0	0	0	2	0
7:05 AM	0	0	0	0	0	0	0	0	0	0	0	0	0	0	0	0	0	0
7:10 AM	0	0	0	0	0	0	0	0	0	0	0	0	0	0	0	0	0	0
7:15 AM	0	0	0	0	1	0	0	0	0	0	0	0	0	0	0	0	1	0
7:20 AM	0	0	0	0	0	0	0	0	0	1	0	0	0	0	0	0	1	0
7:25 AM	0	0	0	0	0	0	0	0	0	1	0	0	0	0	0	0	1	0
7:30 AM	0	0	0	0	0	0	0	0	0	2	0	0	0	0	0	0	2	0
7:35 AM	0	0	0	0	0	0	0	0	0	0	0	0	0	0	0	0	0	0
7:40 AM	0	0	0	0	1	1	0	0	0	0	0	0	0	0	0	0	2	0
7:45 AM	0	0	0	0	0	0	0	0	0	1	1	0	0	0	0	0	2	0
7:50 AM	0	0	0	0	0	0	0	0	0	2	0	0	0	0	0	0	2	0
7:55 AM	0	0	0	0	0	0	0	0	0	0	0	0	0	0	0	0	0	0
8:00 AM	0	0	0	0	0	0	0	0	0	0	0	0	0	0	0	0	0	0
8:05 AM	0	0	0	0	0	0	0	0	0	0	0	0	0	0	0	0	0	0
8:10 AM	0	0	0	0	1	0	0	0	0	0	0	0	0	0	0	0	1	0
8:15 AM	0	0	0	0	2	0	1	0	0	0	0	0	0	0	0	0	3	0
8:20 AM	0	0	0	0	0	0	0	0	0	1	0	0	0	0	0	0	1	0
8:25 AM	0	0	0	0	0	0	0	0	0	1	0	0	0	0	0	0	1	0
8:30 AM	0	0	0	0	0	0	0	0	0	1	1	1	1	0	0	1	2	2
8:35 AM	0	0	0	0	3	0	0	0	0	0	2	0	0	0	0	0	5	0
8:40 AM	0	0	0	0	3	0	0	0	0	1	1	0	0	0	0	0	5	0
8:45 AM	0	0	0	0	1	0	0	0	0	2	0	0	0	0	0	0	3	0
8:50 AM	0	0	0	0	0	0	0	1	0	0	2	0	0	0	0	0	3	0
8:55 AM	0	0	0	0	0	0	0	0	0	2	3	0	0	0	0	0	5	0
HOURLY TOTALS	Southbound			Westbound			Northbound			Eastbound			Pedestrians By Approach				TOTAL	
	Right	Thru	Left	Right	Thru	Left	Right	Thru	Left	Right	Thru	Left	North	East	South	West	Veh	Peds
7:00 AM	0	0	0	0	3	1	0	0	0	0	8	1	0	0	0	0	13	0
7:15 AM	0	0	0	0	3	1	0	0	0	0	7	1	0	0	0	0	12	0
7:30 AM	0	0	0	0	4	1	1	0	0	0	7	1	0	0	0	0	14	0
7:45 AM	0	0	0	0	9	0	1	0	0	0	7	5	1	0	0	1	22	2
8:00 AM	0	0	0	0	10	0	1	1	0	0	10	7	1	0	0	1	29	2

INTERSECTION: *Esther St--W 11th St--*
 PROJECT ID#:
 QC JOB #: 10247004

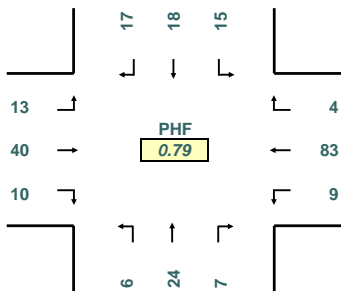
START TIME: 7:00 AM
 END TIME: 9:00 AM
 DATE: 4/10/2007



16285 SW 85th Avenue, Ste. 302
 Tigard, OR 97224
 Phone: 503-620-4242
 Fax: 503 620-4545

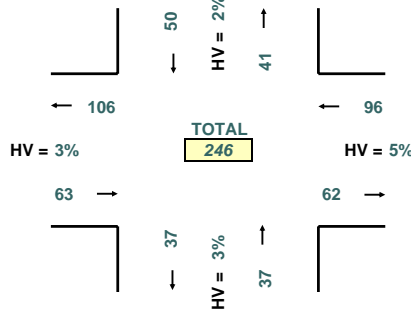
www.qualitycounts.net

PEAK HOUR TURNING MOVEMENTS



PHF
 0.79

PEAK HOUR LINK VOLUMES



HV = 3%

TOTAL
 246

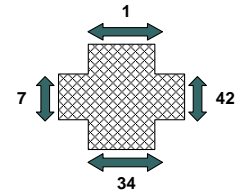
HV = 5%

HV = 3%

PEAK HOUR: 8:00 AM TO 9:00 AM

PEAK 15 MINUTES: 8:45 AM TO 9:00 AM

PEAK HOUR PED CROSSING VOLUMES



5-MINUTE COUNT PERIOD BEGINNING AT	<i>Esther St-- (Southbound)</i>			<i>W 11th St-- (Westbound)</i>			<i>Esther St-- (Northbound)</i>			<i>W 11th St-- (Eastbound)</i>			Crosswalk Usage (Peds By Approach)				TOTAL	
	Right	Thru	Left	Right	Thru	Left	Right	Thru	Left	Right	Thru	Left	North	East	South	West	Veh	Peds
7:00 AM	1	1	0	0	3	0	0	0	0	2	0	0	0	0	0	0	7	0
7:05 AM	0	0	0	1	3	0	0	1	0	0	0	0	0	0	0	0	5	0
7:10 AM	0	2	0	0	1	0	0	2	0	0	1	0	0	0	0	0	6	0
7:15 AM	0	0	0	0	1	0	0	1	0	0	1	1	0	0	0	0	4	0
7:20 AM	1	0	0	0	0	0	0	1	1	0	1	0	0	0	0	1	4	1
7:25 AM	1	0	0	0	1	1	0	0	0	0	0	0	0	0	1	0	3	1
7:30 AM	0	1	0	0	4	0	0	1	0	0	1	1	0	0	2	0	8	2
7:35 AM	0	2	1	0	4	0	0	0	1	0	4	0	0	0	2	1	12	3
7:40 AM	0	0	0	0	3	0	0	1	0	0	0	0	0	0	0	0	4	0
7:45 AM	2	2	0	0	4	0	1	2	1	0	7	1	0	0	1	1	20	2
7:50 AM	0	0	1	0	2	1	0	2	3	0	2	0	0	0	0	0	11	0
7:55 AM	1	2	0	0	3	1	1	2	1	1	3	0	0	1	0	0	15	1
8:00 AM	0	1	3	0	9	0	1	0	1	0	1	2	0	2	3	0	18	5
8:05 AM	0	0	0	0	12	1	0	1	1	1	1	0	0	2	0	2	17	4
8:10 AM	0	1	0	0	7	0	1	5	0	1	2	0	0	8	4	1	17	13
8:15 AM	0	0	0	0	2	0	0	1	1	0	2	0	0	5	2	0	6	7
8:20 AM	0	0	1	1	4	1	0	5	2	1	1	0	0	1	5	0	16	6
8:25 AM	2	1	1	0	11	0	0	2	0	0	7	1	0	0	2	0	25	2
8:30 AM	1	2	1	0	8	1	0	1	0	5	3	2	0	0	2	2	24	4
8:35 AM	2	2	2	0	9	0	1	2	0	0	4	3	0	0	5	0	25	5
8:40 AM	3	4	1	0	2	3	1	1	0	0	5	0	0	5	4	1	20	10
8:45 AM	2	3	3	1	6	3	1	1	0	0	2	0	0	7	4	0	22	11
8:50 AM	3	2	1	0	8	0	1	1	0	2	7	3	0	8	3	1	28	12
8:55 AM	4	2	2	2	5	0	1	4	1	0	5	2	1	4	0	0	28	5
HOURLY TOTALS	Southbound			Westbound			Northbound			Eastbound			Pedestrians By Approach				TOTAL	
7:00 AM	6	10	2	1	29	3	2	13	7	1	22	3	0	1	6	3	99	10
7:15 AM	5	9	5	0	50	4	4	16	9	3	23	5	0	13	13	6	133	32
7:30 AM	5	10	7	1	65	4	4	22	11	4	31	5	0	19	21	5	169	45
7:45 AM	11	15	10	1	73	8	6	24	10	9	38	9	0	24	28	7	214	59
8:00 AM	17	18	15	4	83	9	7	24	6	10	40	13	1	42	34	7	246	84

INTERSECTION: *Esther St--W 11th St--*
 PROJECT ID#:
 QC JOB #: 10247004

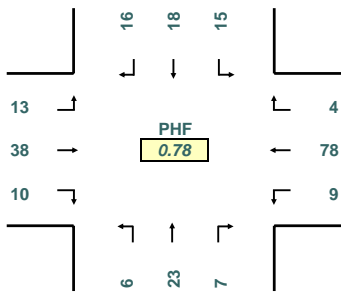
START TIME: 7:00 AM
 END TIME: 9:00 AM
 DATE: 4/10/2007



16285 SW 85th Avenue, Ste. 302
 Tigard, OR 97224
 Phone: 503-620-4242
 Fax: 503 620-4545

www.qualitycounts.net

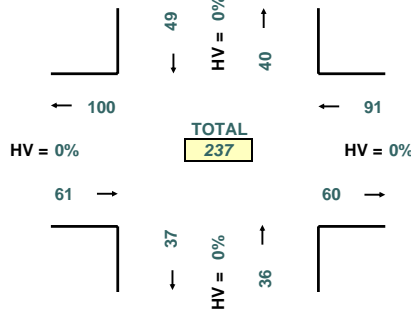
PEAK HOUR TURNING MOVEMENTS



PHF
0.78

PEAK HOUR: 8:00 AM TO 9:00 AM

PEAK HOUR LINK VOLUMES

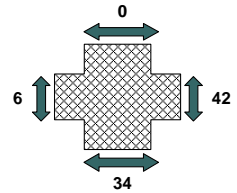


HV = 0%

TOTAL
237

PEAK 15 MINUTES: 8:45 AM TO 9:00 AM

PEAK HOUR PED CROSSING VOLUMES



5-MINUTE COUNT PERIOD BEGINNING AT	<i>Esther St-- (Southbound)</i>			<i>W 11th St-- (Westbound)</i>			<i>Esther St-- (Northbound)</i>			<i>W 11th St-- (Eastbound)</i>			Crosswalk Usage (Peds By Approach)				TOTAL	
	Right	Thru	Left	Right	Thru	Left	Right	Thru	Left	Right	Thru	Left	North	East	South	West	Veh	Peds
7:00 AM	1	1	0	0	3	0	0	0	0	2	0	0	0	0	0	0	7	0
7:05 AM	0	0	0	1	3	0	0	1	0	0	0	0	0	0	0	0	5	0
7:10 AM	0	2	0	0	1	0	0	2	0	0	1	0	0	0	0	0	6	0
7:15 AM	0	0	0	0	1	0	0	1	0	0	1	1	0	0	0	0	4	0
7:20 AM	0	0	0	0	0	0	0	1	1	0	1	0	0	0	0	1	3	1
7:25 AM	1	0	0	0	1	1	0	0	0	0	0	0	0	0	1	0	3	1
7:30 AM	0	1	0	0	2	0	0	1	0	0	1	1	0	0	2	0	6	2
7:35 AM	0	2	1	0	4	0	0	0	1	0	4	0	0	0	2	1	12	3
7:40 AM	0	0	0	0	3	0	0	1	0	0	0	0	0	0	0	0	4	0
7:45 AM	2	2	0	0	4	0	1	2	1	0	7	1	0	0	1	1	20	2
7:50 AM	0	0	1	0	2	1	0	2	3	0	2	0	0	0	0	0	11	0
7:55 AM	1	2	0	0	3	1	1	2	1	1	3	0	0	1	0	0	15	1
8:00 AM	0	1	3	0	9	0	1	0	1	0	1	2	0	2	3	0	18	5
8:05 AM	0	0	0	0	10	1	0	1	1	1	1	0	0	2	0	2	15	4
8:10 AM	0	1	0	0	7	0	1	4	0	1	2	0	0	8	4	1	16	13
8:15 AM	0	0	0	0	2	0	0	1	1	0	2	0	0	5	2	0	6	7
8:20 AM	0	0	1	1	4	1	0	5	2	1	1	0	0	1	5	0	16	6
8:25 AM	2	1	1	0	11	0	0	2	0	0	5	1	0	0	2	0	23	2
8:30 AM	1	2	1	0	6	1	0	1	0	5	3	2	0	0	2	1	22	3
8:35 AM	2	2	2	0	9	0	1	2	0	0	4	3	0	0	5	0	25	5
8:40 AM	3	4	1	0	2	3	1	1	0	0	5	0	0	5	4	1	20	10
8:45 AM	1	3	3	1	6	3	1	1	0	0	2	0	0	7	4	0	21	11
8:50 AM	3	2	1	0	7	0	1	1	0	2	7	3	0	8	3	1	27	12
8:55 AM	4	2	2	2	5	0	1	4	1	0	5	2	0	4	0	0	28	4
HOURLY TOTALS	Southbound			Westbound			Northbound			Eastbound			Pedestrians By Approach				TOTAL	
7:00 AM	5	10	2	1	27	3	2	13	7	1	22	3	0	1	6	3	96	10
7:15 AM	4	9	5	0	46	4	4	15	9	3	23	5	0	13	13	6	127	32
7:30 AM	5	10	7	1	61	4	4	21	11	4	29	5	0	19	21	5	162	45
7:45 AM	11	15	10	1	69	8	6	23	10	9	36	9	0	24	28	6	207	58
8:00 AM	16	18	15	4	78	9	7	23	6	10	38	13	0	42	34	6	237	82

INTERSECTION: *Esther St--W 11th St--*
 PROJECT ID#:
 QC JOB #: 10247004

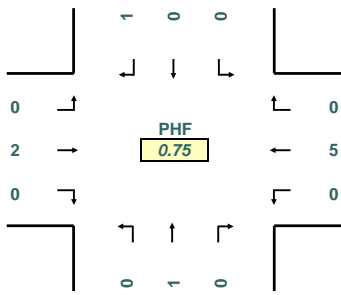
START TIME: 7:00 AM
 END TIME: 9:00 AM
 DATE: 4/10/2007



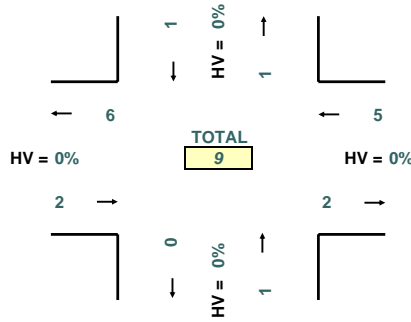
16285 SW 85th Avenue, Ste. 302
 Tigard, OR 97224
 Phone: 503-620-4242
 Fax: 503 620-4545

www.qualitycounts.net

PEAK HOUR TURNING MOVEMENTS



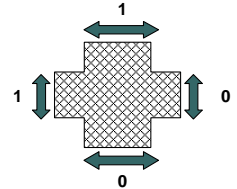
PEAK HOUR LINK VOLUMES



PEAK HOUR: 8:00 AM TO 9:00 AM

PEAK 15 MINUTES: 8:00 AM TO 8:15 AM

PEAK HOUR PED CROSSING VOLUMES



5-MINUTE COUNT PERIOD BEGINNING AT	<i>Esther St-- (Southbound)</i>			<i>W 11th St-- (Westbound)</i>			<i>Esther St-- (Northbound)</i>			<i>W 11th St-- (Eastbound)</i>			Crosswalk Usage (Peds By Approach)				TOTAL	
	Right	Thru	Left	Right	Thru	Left	Right	Thru	Left	Right	Thru	Left	North	East	South	West	Veh	Peds
7:00 AM	0	0	0	0	0	0	0	0	0	0	0	0	0	0	0	0	0	0
7:05 AM	0	0	0	0	0	0	0	0	0	0	0	0	0	0	0	0	0	0
7:10 AM	0	0	0	0	0	0	0	0	0	0	0	0	0	0	0	0	0	0
7:15 AM	0	0	0	0	0	0	0	0	0	0	0	0	0	0	0	0	0	0
7:20 AM	1	0	0	0	0	0	0	0	0	0	0	0	0	0	0	0	1	0
7:25 AM	0	0	0	0	0	0	0	0	0	0	0	0	0	0	0	0	0	0
7:30 AM	0	0	0	0	2	0	0	0	0	0	0	0	0	0	0	0	2	0
7:35 AM	0	0	0	0	0	0	0	0	0	0	0	0	0	0	0	0	0	0
7:40 AM	0	0	0	0	0	0	0	0	0	0	0	0	0	0	0	0	0	0
7:45 AM	0	0	0	0	0	0	0	0	0	0	0	0	0	0	0	0	0	0
7:50 AM	0	0	0	0	0	0	0	0	0	0	0	0	0	0	0	0	0	0
7:55 AM	0	0	0	0	0	0	0	0	0	0	0	0	0	0	0	0	0	0
8:00 AM	0	0	0	0	0	0	0	0	0	0	0	0	0	0	0	0	0	0
8:05 AM	0	0	0	0	2	0	0	0	0	0	0	0	0	0	0	0	2	0
8:10 AM	0	0	0	0	0	0	0	1	0	0	0	0	0	0	0	0	1	0
8:15 AM	0	0	0	0	0	0	0	0	0	0	0	0	0	0	0	0	0	0
8:20 AM	0	0	0	0	0	0	0	0	0	0	0	0	0	0	0	0	0	0
8:25 AM	0	0	0	0	0	0	0	0	0	2	0	0	0	0	0	0	2	0
8:30 AM	0	0	0	0	2	0	0	0	0	0	0	0	0	0	0	1	2	1
8:35 AM	0	0	0	0	0	0	0	0	0	0	0	0	0	0	0	0	0	0
8:40 AM	0	0	0	0	0	0	0	0	0	0	0	0	0	0	0	0	0	0
8:45 AM	1	0	0	0	0	0	0	0	0	0	0	0	0	0	0	0	1	0
8:50 AM	0	0	0	0	1	0	0	0	0	0	0	0	0	0	0	0	1	0
8:55 AM	0	0	0	0	0	0	0	0	0	0	0	1	0	0	0	0	0	1
HOURLY TOTALS	Southbound			Westbound			Northbound			Eastbound			Pedestrians By Approach				TOTAL	
7:00 AM	1	0	0	0	2	0	0	0	0	0	0	0	0	0	0	0	3	0
7:15 AM	1	0	0	0	4	0	0	1	0	0	0	0	0	0	0	0	6	0
7:30 AM	0	0	0	0	4	0	0	1	0	0	2	0	0	0	0	0	7	0
7:45 AM	0	0	0	0	4	0	0	1	0	0	2	0	0	0	0	1	7	1
8:00 AM	1	0	0	0	5	0	0	1	0	0	2	0	1	0	0	1	9	2

INTERSECTION: *Columbia Blvd--/W McLoughlin Blvd--*
 PROJECT ID#:
 QC JOB #: 10247005

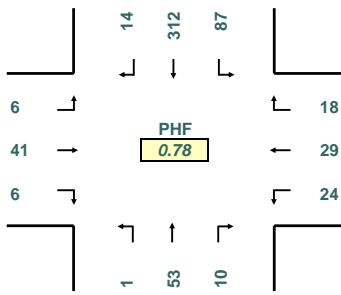
START TIME: 7:00 AM
 END TIME: 9:00 AM
 DATE: 4/10/2007



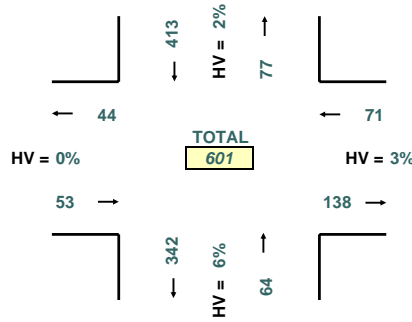
16285 SW 85th Avenue, Ste. 302
 Tigard, OR 97224
 Phone: 503-620-4242
 Fax: 503 620-4545

www.qualitycounts.net

PEAK HOUR TURNING MOVEMENTS



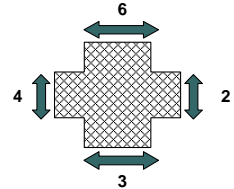
PEAK HOUR LINK VOLUMES



PEAK HOUR: 7:15 AM TO 8:15 AM

PEAK 15 MINUTES: 7:45 AM TO 8:00 AM

PEAK HOUR PED CROSSING VOLUMES



5-MINUTE COUNT PERIOD BEGINNING AT	Columbia Blvd-- (Southbound)			W McLoughlin Blvd-- (Westbound)			Columbia Blvd-- (Northbound)			W McLoughlin Blvd-- (Eastbound)			Crosswalk Usage (Peds By Approach)				TOTAL	
	Right	Thru	Left	Right	Thru	Left	Right	Thru	Left	Right	Thru	Left	North	East	South	West	Veh	Peds
7:00 AM	0	13	2	4	2	1	0	2	0	0	4	2	1	0	2	0	30	3
7:05 AM	0	16	5	2	0	1	0	4	0	0	7	1	0	0	0	0	36	0
7:10 AM	0	19	10	0	4	2	0	4	0	1	3	0	1	0	0	1	43	2
7:15 AM	0	12	18	1	2	0	0	2	0	1	6	1	0	0	0	2	43	2
7:20 AM	2	18	16	2	0	1	2	4	0	0	2	0	1	0	0	0	47	1
7:25 AM	0	20	2	2	2	4	0	4	0	0	4	1	0	0	0	1	39	1
7:30 AM	1	33	7	3	3	3	1	4	0	0	3	1	0	1	1	0	59	2
7:35 AM	2	27	7	2	2	0	1	2	1	0	3	0	0	0	0	0	47	0
7:40 AM	2	26	3	0	2	0	0	3	0	2	3	0	0	0	0	0	41	0
7:45 AM	0	47	11	0	4	2	1	4	0	1	5	0	1	0	0	0	75	1
7:50 AM	4	46	8	2	6	2	0	3	0	0	4	0	2	0	1	0	75	3
7:55 AM	1	25	4	3	1	2	1	4	0	0	2	0	0	0	0	0	43	0
8:00 AM	1	29	7	1	3	0	2	9	0	0	2	1	1	0	0	1	55	2
8:05 AM	1	12	1	1	2	6	1	4	0	1	3	1	1	0	0	0	33	1
8:10 AM	0	17	3	1	2	4	1	10	0	1	4	1	0	1	1	0	44	2
8:15 AM	1	10	4	3	0	1	0	9	0	0	4	1	0	0	0	0	33	0
8:20 AM	0	14	3	2	1	0	1	5	0	2	6	3	0	0	1	1	37	2
8:25 AM	1	6	8	1	3	5	1	10	0	1	16	4	1	0	1	1	56	3
8:30 AM	0	10	3	1	2	2	1	6	1	5	8	2	0	0	0	0	41	0
8:35 AM	0	18	2	2	2	2	1	6	1	1	4	1	3	1	0	0	40	4
8:40 AM	1	14	5	2	1	1	3	4	0	1	1	1	0	0	0	0	34	0
8:45 AM	1	17	5	2	6	2	0	8	1	0	5	1	0	0	0	0	48	0
8:50 AM	0	10	4	0	0	1	1	4	1	1	2	0	0	0	0	0	24	0
8:55 AM	0	6	2	1	0	0	1	8	0	0	10	1	0	0	0	0	29	0
HOURLY TOTALS	Southbound			Westbound			Northbound			Eastbound			Pedestrians By Approach				TOTAL	
7:00 AM	12	302	93	21	28	18	6	40	1	5	46	6	6	1	4	4	578	15
7:15 AM	14	312	87	18	29	24	10	53	1	6	41	6	6	2	3	4	601	15
7:30 AM	14	292	66	19	29	25	10	67	1	8	55	12	6	2	5	3	598	16
7:45 AM	10	248	59	19	27	27	13	74	2	13	59	15	9	2	4	3	566	18
8:00 AM	6	163	47	17	22	24	13	83	4	13	65	17	6	2	3	3	474	14

INTERSECTION: *Columbia Blvd--/W McLoughlin Blvd--*
 PROJECT ID#:
 QC JOB #: 10247005

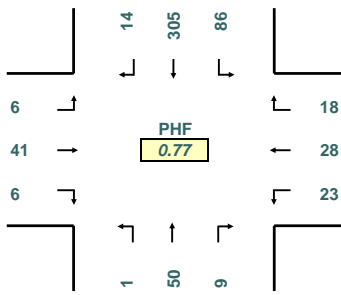
START TIME: 7:00 AM
 END TIME: 9:00 AM
 DATE: 4/10/2007



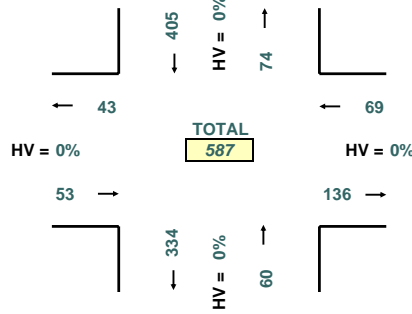
16285 SW 85th Avenue, Ste. 302
 Tigard, OR 97224
 Phone: 503-620-4242
 Fax: 503 620-4545

www.qualitycounts.net

PEAK HOUR TURNING MOVEMENTS



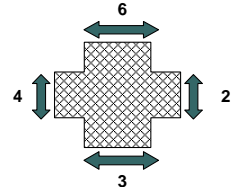
PEAK HOUR LINK VOLUMES



PEAK HOUR: 7:15 AM TO 8:15 AM

PEAK 15 MINUTES: 7:45 AM TO 8:00 AM

PEAK HOUR PED CROSSING VOLUMES



5-MINUTE COUNT PERIOD BEGINNING AT	Columbia Blvd-- (Southbound)			W McLoughlin Blvd-- (Westbound)			Columbia Blvd-- (Northbound)			W McLoughlin Blvd-- (Eastbound)			Crosswalk Usage (Peds By Approach)				TOTAL	
	Right	Thru	Left	Right	Thru	Left	Right	Thru	Left	Right	Thru	Left	North	East	South	West	Veh	Peds
7:00 AM	0	12	2	4	2	1	0	1	0	0	4	2	1	0	2	0	28	3
7:05 AM	0	16	5	2	0	1	0	4	0	0	7	1	0	0	0	0	36	0
7:10 AM	0	19	10	0	4	2	0	4	0	1	3	0	1	0	0	1	43	2
7:15 AM	0	11	18	1	2	0	0	2	0	1	6	1	0	0	0	2	42	2
7:20 AM	2	18	16	2	0	1	2	4	0	0	2	0	1	0	0	0	47	1
7:25 AM	0	19	1	2	1	3	0	4	0	0	4	1	0	0	0	1	35	1
7:30 AM	1	32	7	3	3	3	1	4	0	0	3	1	0	1	1	0	58	2
7:35 AM	2	26	7	2	2	0	1	2	1	0	3	0	0	0	0	0	46	0
7:40 AM	2	26	3	0	2	0	0	2	0	2	3	0	0	0	0	0	40	0
7:45 AM	0	47	11	0	4	2	1	4	0	1	5	0	1	0	0	0	75	1
7:50 AM	4	44	8	2	6	2	0	3	0	0	4	0	2	0	1	0	73	3
7:55 AM	1	25	4	3	1	2	1	3	0	0	2	0	0	0	0	0	42	0
8:00 AM	1	28	7	1	3	0	2	8	0	0	2	1	1	0	0	1	53	2
8:05 AM	1	12	1	1	2	6	0	4	0	1	3	1	1	0	0	0	32	1
8:10 AM	0	17	3	1	2	4	1	10	0	1	4	1	0	1	1	0	44	2
8:15 AM	1	10	4	2	0	1	0	8	0	0	4	1	0	0	0	0	31	0
8:20 AM	0	12	3	2	1	0	1	4	0	2	6	2	0	0	1	1	33	2
8:25 AM	1	6	8	1	3	5	1	8	0	1	16	4	1	0	1	1	54	3
8:30 AM	0	10	2	1	2	2	1	5	1	5	7	1	0	0	0	0	37	0
8:35 AM	0	18	2	2	2	2	1	6	1	1	4	1	3	1	0	0	40	4
8:40 AM	1	13	5	2	1	1	2	4	0	1	1	0	0	0	0	0	31	0
8:45 AM	1	16	5	2	6	2	0	7	1	0	5	1	0	0	0	0	46	0
8:50 AM	0	10	4	0	0	1	1	3	1	1	1	0	0	0	0	0	22	0
8:55 AM	0	6	2	1	0	0	1	7	0	0	9	1	0	0	0	0	27	0
HOURLY TOTALS	Southbound			Westbound			Northbound			Eastbound			Pedestrians By Approach				TOTAL	
7:00 AM	12	295	92	21	27	17	6	37	1	5	46	6	6	1	4	4	565	15
7:15 AM	14	305	86	18	28	23	9	50	1	6	41	6	6	2	3	4	587	15
7:30 AM	14	285	66	18	29	25	9	60	1	8	55	11	6	2	5	3	581	16
7:45 AM	10	242	58	18	27	27	11	67	2	13	58	12	9	2	4	3	545	18
8:00 AM	6	158	46	16	22	24	11	74	4	13	62	14	6	2	3	3	450	14

Heavy Vehicles

INTERSECTION: *Columbia Blvd--/W McLoughlin Blvd--*
 PROJECT ID#:
 QC JOB #: 10247005

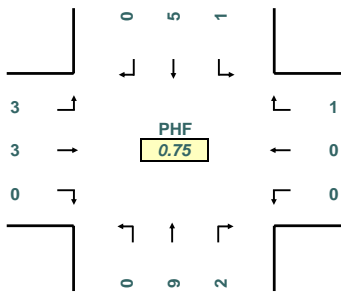
START TIME: 7:00 AM
 END TIME: 9:00 AM
 DATE: 4/10/2007



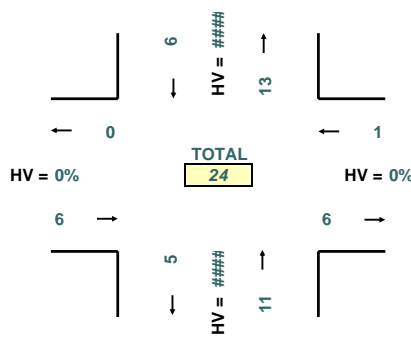
16285 SW 85th Avenue, Ste. 302
 Tigard, OR 97224
 Phone: 503-620-4242
 Fax: 503 620-4545

www.qualitycounts.net

PEAK HOUR TURNING MOVEMENTS



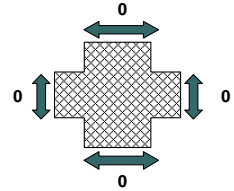
PEAK HOUR LINK VOLUMES



PEAK HOUR: 8:00 AM TO 9:00 AM

PEAK 15 MINUTES: 8:15 AM TO 8:30 AM

PEAK HOUR PED CROSSING VOLUMES



5-MINUTE COUNT PERIOD BEGINNING AT	Columbia Blvd-- (Southbound)			W McLoughlin Blvd-- (Westbound)			Columbia Blvd-- (Northbound)			W McLoughlin Blvd-- (Eastbound)			Crosswalk Usage (Peds By Approach)				TOTAL	
	Right	Thru	Left	Right	Thru	Left	Right	Thru	Left	Right	Thru	Left	North	East	South	West	Veh	Peds
7:00 AM	0	1	0	0	0	0	0	1	0	0	0	0	0	0	0	0	2	0
7:05 AM	0	0	0	0	0	0	0	0	0	0	0	0	0	0	0	0	0	0
7:10 AM	0	0	0	0	0	0	0	0	0	0	0	0	0	0	0	0	0	0
7:15 AM	0	1	0	0	0	0	0	0	0	0	0	0	0	0	0	0	1	0
7:20 AM	0	0	0	0	0	0	0	0	0	0	0	0	0	0	0	0	0	0
7:25 AM	0	1	1	0	1	1	0	0	0	0	0	0	0	0	0	0	4	0
7:30 AM	0	1	0	0	0	0	0	0	0	0	0	0	0	0	0	0	1	0
7:35 AM	0	1	0	0	0	0	0	0	0	0	0	0	0	0	0	0	1	0
7:40 AM	0	0	0	0	0	0	0	0	1	0	0	0	0	0	0	0	1	0
7:45 AM	0	0	0	0	0	0	0	0	0	0	0	0	0	0	0	0	0	0
7:50 AM	0	2	0	0	0	0	0	0	0	0	0	0	0	0	0	0	2	0
7:55 AM	0	0	0	0	0	0	0	0	1	0	0	0	0	0	0	0	1	0
8:00 AM	0	1	0	0	0	0	0	0	1	0	0	0	0	0	0	0	2	0
8:05 AM	0	0	0	0	0	0	1	0	0	0	0	0	0	0	0	0	1	0
8:10 AM	0	0	0	0	0	0	0	0	0	0	0	0	0	0	0	0	0	0
8:15 AM	0	0	0	1	0	0	0	1	0	0	0	0	0	0	0	0	2	0
8:20 AM	0	2	0	0	0	0	0	1	0	0	0	1	0	0	0	0	4	0
8:25 AM	0	0	0	0	0	0	0	2	0	0	0	0	0	0	0	0	2	0
8:30 AM	0	0	1	0	0	0	0	1	0	0	1	1	0	0	0	0	4	0
8:35 AM	0	0	0	0	0	0	0	0	0	0	0	0	0	0	0	0	0	0
8:40 AM	0	1	0	0	0	0	1	0	0	0	0	1	0	0	0	0	3	0
8:45 AM	0	1	0	0	0	0	0	1	0	0	0	0	0	0	0	0	2	0
8:50 AM	0	0	0	0	0	0	0	1	0	0	1	0	0	0	0	0	2	0
8:55 AM	0	0	0	0	0	0	0	1	0	0	1	0	0	0	0	0	2	0
HOURLY TOTALS	Southbound			Westbound			Northbound			Eastbound			Pedestrians By Approach				TOTAL	
7:00 AM	0	7	1	0	1	1	0	3	0	0	0	0	0	0	0	0	13	0
7:15 AM	0	7	1	0	1	1	1	3	0	0	0	0	0	0	0	0	14	0
7:30 AM	0	7	0	1	0	0	1	7	0	0	0	1	0	0	0	0	17	0
7:45 AM	0	6	1	1	0	0	2	7	0	0	1	3	0	0	0	0	21	0
8:00 AM	0	5	1	1	0	0	2	9	0	0	3	3	0	0	0	0	24	0

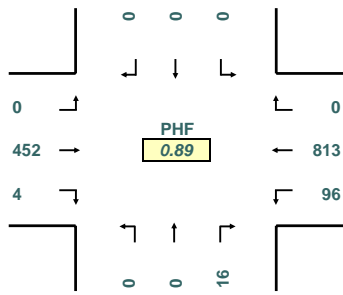
INTERSECTION: *D St--/E 4th Plain Blvd--*
 PROJECT ID#:
 QC JOB #: 10247006

START TIME: 7:00 AM
 END TIME: 9:00 AM
 DATE: 4/10/2007

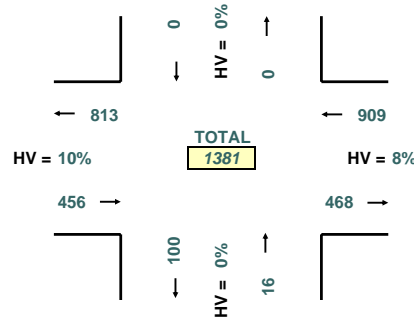


QUALITY COUNTS
 16285 SW 85th Avenue, Ste. 302
 Tigard, OR 97224
 Phone: 503-620-4242
 Fax: 503 620-4545
 www.qualitycounts.net

PEAK HOUR TURNING MOVEMENTS



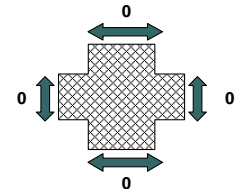
PEAK HOUR LINK VOLUMES



PEAK HOUR: 7:15 AM TO 8:15 AM

PEAK 15 MINUTES: 7:45 AM TO 8:00 AM

PEAK HOUR PED CROSSING VOLUMES



5-MINUTE COUNT PERIOD BEGINNING AT	<i>D St--</i> (Southbound)			<i>E 4th Plain Blvd--</i> (Westbound)			<i>D St--</i> (Northbound)			<i>E 4th Plain Blvd--</i> (Eastbound)			Crosswalk Usage (Peds By Approach)				TOTAL	
	Right	Thru	Left	Right	Thru	Left	Right	Thru	Left	Right	Thru	Left	North	East	South	West	Veh	Peds
7:00 AM	0	0	0	0	50	3	2	0	0	0	25	0	0	0	0	0	80	0
7:05 AM	0	0	0	0	35	4	0	0	0	0	28	0	0	0	0	0	67	0
7:10 AM	0	0	0	0	45	0	0	0	0	0	31	0	0	0	0	1	76	1
7:15 AM	0	0	0	0	48	1	0	0	0	0	40	0	0	0	0	0	89	0
7:20 AM	0	0	0	0	62	8	2	0	0	0	39	0	0	0	0	0	111	0
7:25 AM	0	0	0	0	70	6	1	0	0	1	30	0	0	0	0	0	108	0
7:30 AM	0	0	0	0	60	10	1	0	0	0	32	0	0	0	0	0	103	0
7:35 AM	0	0	0	0	57	5	2	0	0	0	47	0	0	0	0	0	111	0
7:40 AM	0	0	0	0	73	10	1	0	0	0	48	0	0	0	0	0	132	0
7:45 AM	0	0	0	0	76	6	2	0	0	0	40	0	0	0	0	0	124	0
7:50 AM	0	0	0	0	83	12	1	0	0	1	34	0	0	0	0	0	131	0
7:55 AM	0	0	0	0	92	15	0	0	0	0	28	0	0	0	0	0	135	0
8:00 AM	0	0	0	0	69	9	1	0	0	2	34	0	0	0	0	0	115	0
8:05 AM	0	0	0	0	69	9	4	0	0	0	40	0	0	0	0	0	122	0
8:10 AM	0	0	0	0	54	5	1	0	0	0	40	0	0	0	0	0	100	0
8:15 AM	0	0	0	0	58	5	0	0	0	0	35	0	0	0	0	1	98	1
8:20 AM	0	0	0	0	45	4	0	0	0	0	33	0	0	0	0	0	82	0
8:25 AM	0	0	0	0	49	3	0	0	0	0	31	0	0	0	0	0	83	0
8:30 AM	0	0	0	0	48	4	0	0	0	0	23	0	0	0	0	1	75	1
8:35 AM	0	0	0	0	59	2	3	0	0	1	31	0	0	0	0	0	96	0
8:40 AM	0	0	0	0	38	4	1	0	0	0	38	0	0	0	0	2	81	2
8:45 AM	0	0	0	0	52	1	1	0	1	1	53	0	0	1	0	0	109	1
8:50 AM	0	0	0	0	40	4	0	0	0	0	33	0	0	0	0	0	77	0
8:55 AM	0	0	0	0	43	8	2	0	0	0	26	0	0	0	0	1	79	1
HOURLY TOTALS	Southbound			Westbound			Northbound			Eastbound			Pedestrians By Approach				TOTAL	
7:00 AM	0	0	0	0	751	80	12	0	0	2	422	0	0	0	0	1	1267	1
7:15 AM	0	0	0	0	813	96	16	0	0	4	452	0	0	0	0	0	1381	0
7:30 AM	0	0	0	0	785	93	13	0	0	3	442	0	0	0	0	1	1336	1
7:45 AM	0	0	0	0	740	78	13	0	0	4	407	0	0	0	0	4	1242	4
8:00 AM	0	0	0	0	624	58	13	0	1	4	417	0	0	1	0	5	1117	6

Cars only

INTERSECTION: D St--/E 4th Plain Blvd--
 PROJECT ID#: 10247006
 QC JOB #:

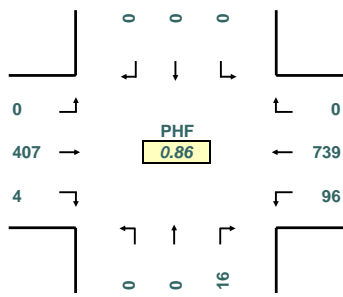
START TIME: 7:00 AM
 END TIME: 9:00 AM
 DATE: 4/10/2007



16285 SW 85th Avenue, Ste. 302
 Tigard, OR 97224
 Phone: 503-620-4242
 Fax: 503 620-4545

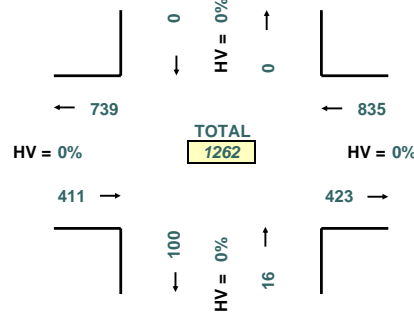
www.qualitycounts.net

PEAK HOUR TURNING MOVEMENTS



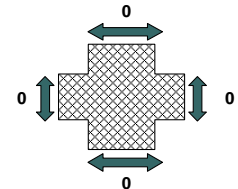
PEAK HOUR: 7:15 AM TO 8:15 AM

PEAK HOUR LINK VOLUMES



PEAK 15 MINUTES: 7:45 AM TO 8:00 AM

PEAK HOUR PED CROSSING VOLUMES



5-MINUTE COUNT PERIOD BEGINNING AT	D St-- (Southbound)			E 4th Plain Blvd-- (Westbound)			D St-- (Northbound)			E 4th Plain Blvd-- (Eastbound)			Crosswalk Usage (Peds By Approach)				TOTAL	
	Right	Thru	Left	Right	Thru	Left	Right	Thru	Left	Right	Thru	Left	North	East	South	West	Veh	Peds
7:00 AM	0	0	0	0	47	3	2	0	0	0	22	0	0	0	0	0	74	0
7:05 AM	0	0	0	0	31	4	0	0	0	0	26	0	0	0	0	0	61	0
7:10 AM	0	0	0	0	38	0	0	0	0	0	25	0	0	0	0	1	63	1
7:15 AM	0	0	0	0	43	1	0	0	0	0	37	0	0	0	0	0	81	0
7:20 AM	0	0	0	0	60	8	2	0	0	0	36	0	0	0	0	0	106	0
7:25 AM	0	0	0	0	63	6	1	0	0	1	26	0	0	0	0	0	97	0
7:30 AM	0	0	0	0	56	10	1	0	0	0	29	0	0	0	0	0	96	0
7:35 AM	0	0	0	0	50	5	2	0	0	0	38	0	0	0	0	0	95	0
7:40 AM	0	0	0	0	63	10	1	0	0	0	42	0	0	0	0	0	116	0
7:45 AM	0	0	0	0	68	6	2	0	0	0	39	0	0	0	0	0	115	0
7:50 AM	0	0	0	0	79	12	1	0	0	1	31	0	0	0	0	0	124	0
7:55 AM	0	0	0	0	86	15	0	0	0	0	27	0	0	0	0	0	128	0
8:00 AM	0	0	0	0	61	9	1	0	0	2	30	0	0	0	0	0	103	0
8:05 AM	0	0	0	0	60	9	4	0	0	0	36	0	0	0	0	0	109	0
8:10 AM	0	0	0	0	50	5	1	0	0	0	36	0	0	0	0	0	92	0
8:15 AM	0	0	0	0	53	5	0	0	0	0	27	0	0	0	0	1	85	1
8:20 AM	0	0	0	0	41	4	0	0	0	0	28	0	0	0	0	0	73	0
8:25 AM	0	0	0	0	42	3	0	0	0	0	27	0	0	0	0	0	72	0
8:30 AM	0	0	0	0	41	4	0	0	0	0	21	0	0	0	0	1	66	1
8:35 AM	0	0	0	0	51	2	3	0	0	1	27	0	0	0	0	0	84	0
8:40 AM	0	0	0	0	31	4	1	0	0	0	33	0	0	0	0	2	69	2
8:45 AM	0	0	0	0	48	1	1	0	1	1	48	0	0	1	0	0	100	1
8:50 AM	0	0	0	0	35	4	0	0	0	0	23	0	0	0	0	0	62	0
8:55 AM	0	0	0	0	35	8	2	0	0	0	23	0	0	0	0	1	68	1
HOURLY TOTALS	Southbound			Westbound			Northbound			Eastbound			Pedestrians By Approach				TOTAL	
7:00 AM	0	0	0	0	684	80	12	0	0	2	378	0	0	0	0	1	1156	1
7:15 AM	0	0	0	0	739	96	16	0	0	4	407	0	0	0	0	0	1262	0
7:30 AM	0	0	0	0	709	93	13	0	0	3	390	0	0	0	0	1	1208	1
7:45 AM	0	0	0	0	663	78	13	0	0	4	362	0	0	0	0	4	1120	4
8:00 AM	0	0	0	0	548	58	13	0	1	4	359	0	0	1	0	5	983	6

INTERSECTION: *D St--/E 4th Plain Blvd--*
 PROJECT ID#:
 QC JOB #: 10247006

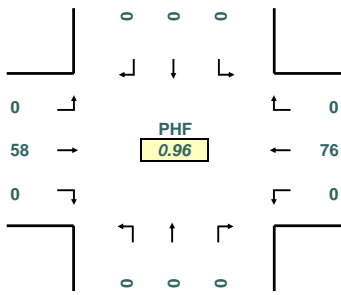
START TIME: 7:00 AM
 END TIME: 9:00 AM
 DATE: 4/10/2007



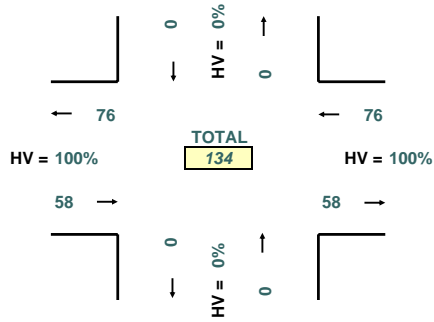
16285 SW 85th Avenue, Ste. 302
 Tigard, OR 97224
 Phone: 503-620-4242
 Fax: 503 620-4545

www.qualitycounts.net

PEAK HOUR TURNING MOVEMENTS



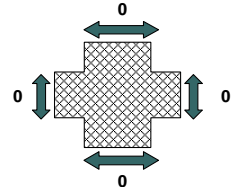
PEAK HOUR LINK VOLUMES



PEAK HOUR: 8:00 AM TO 9:00 AM

PEAK 15 MINUTES: 7:30 AM TO 7:45 AM

PEAK HOUR PED CROSSING VOLUMES



5-MINUTE COUNT PERIOD BEGINNING AT	<i>D St-- (Southbound)</i>			<i>E 4th Plain Blvd-- (Westbound)</i>			<i>D St-- (Northbound)</i>			<i>E 4th Plain Blvd-- (Eastbound)</i>			Crosswalk Usage (Peds By Approach)				TOTAL	
	Right	Thru	Left	Right	Thru	Left	Right	Thru	Left	Right	Thru	Left	North	East	South	West	Veh	Peds
7:00 AM	0	0	0	0	3	0	0	0	0	0	3	0	0	0	0	0	6	0
7:05 AM	0	0	0	0	4	0	0	0	0	0	2	0	0	0	0	0	6	0
7:10 AM	0	0	0	0	7	0	0	0	0	0	6	0	0	0	0	0	13	0
7:15 AM	0	0	0	0	5	0	0	0	0	0	3	0	0	0	0	0	8	0
7:20 AM	0	0	0	0	2	0	0	0	0	0	3	0	0	0	0	0	5	0
7:25 AM	0	0	0	0	7	0	0	0	0	0	4	0	0	0	0	0	11	0
7:30 AM	0	0	0	0	4	0	0	0	0	0	3	0	0	0	0	0	7	0
7:35 AM	0	0	0	0	7	0	0	0	0	0	9	0	0	0	0	0	16	0
7:40 AM	0	0	0	0	10	0	0	0	0	0	6	0	0	0	0	0	16	0
7:45 AM	0	0	0	0	8	0	0	0	0	0	1	0	0	0	0	0	9	0
7:50 AM	0	0	0	0	4	0	0	0	0	0	3	0	0	0	0	0	7	0
7:55 AM	0	0	0	0	6	0	0	0	0	0	1	0	0	0	0	0	7	0
8:00 AM	0	0	0	0	8	0	0	0	0	0	4	0	0	0	0	0	12	0
8:05 AM	0	0	0	0	9	0	0	0	0	0	4	0	0	0	0	0	13	0
8:10 AM	0	0	0	0	4	0	0	0	0	0	4	0	0	0	0	0	8	0
8:15 AM	0	0	0	0	5	0	0	0	0	0	8	0	0	0	0	0	13	0
8:20 AM	0	0	0	0	4	0	0	0	0	0	5	0	0	0	0	0	9	0
8:25 AM	0	0	0	0	7	0	0	0	0	0	4	0	0	0	0	0	11	0
8:30 AM	0	0	0	0	7	0	0	0	0	0	2	0	0	0	0	0	9	0
8:35 AM	0	0	0	0	8	0	0	0	0	0	4	0	0	0	0	0	12	0
8:40 AM	0	0	0	0	7	0	0	0	0	0	5	0	0	0	0	0	12	0
8:45 AM	0	0	0	0	4	0	0	0	0	0	5	0	0	0	0	0	9	0
8:50 AM	0	0	0	0	5	0	0	0	0	0	10	0	0	0	0	0	15	0
8:55 AM	0	0	0	0	8	0	0	0	0	0	3	0	0	0	0	0	11	0
HOURLY TOTALS	Southbound			Westbound			Northbound			Eastbound			Pedestrians By Approach				TOTAL	
7:00 AM	0	0	0	0	67	0	0	0	0	0	44	0	0	0	0	0	111	0
7:15 AM	0	0	0	0	74	0	0	0	0	0	45	0	0	0	0	0	119	0
7:30 AM	0	0	0	0	76	0	0	0	0	0	52	0	0	0	0	0	128	0
7:45 AM	0	0	0	0	77	0	0	0	0	0	45	0	0	0	0	0	122	0
8:00 AM	0	0	0	0	76	0	0	0	0	0	58	0	0	0	0	0	134	0

INTERSECTION: E St--/E 4th Plain Blvd--
 PROJECT ID#:
 QC JOB #: 10247007

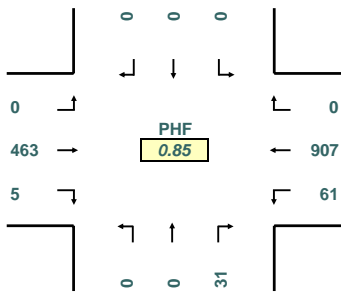
START TIME: 7:00 AM
 END TIME: 9:00 AM
 DATE: 4/10/2007



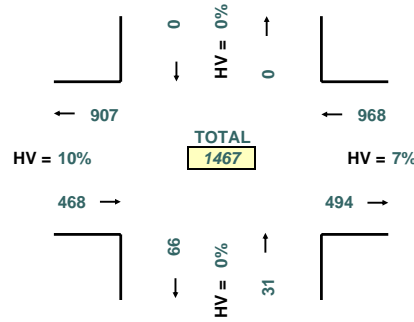
16285 SW 85th Avenue, Ste. 302
 Tigard, OR 97224
 Phone: 503-620-4242
 Fax: 503 620-4545

www.qualitycounts.net

PEAK HOUR TURNING MOVEMENTS



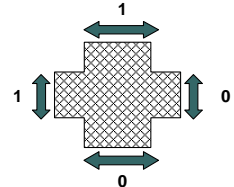
PEAK HOUR LINK VOLUMES



PEAK HOUR: 7:15 AM TO 8:15 AM

PEAK 15 MINUTES: 7:45 AM TO 8:00 AM

PEAK HOUR PED CROSSING VOLUMES



5-MINUTE COUNT PERIOD BEGINNING AT	E St-- (Southbound)			E 4th Plain Blvd-- (Westbound)			E St-- (Northbound)			E 4th Plain Blvd-- (Eastbound)			Crosswalk Usage (Peds By Approach)				TOTAL	
	Right	Thru	Left	Right	Thru	Left	Right	Thru	Left	Right	Thru	Left	North	East	South	West	Veh	Peds
7:00 AM	0	0	0	0	52	1	1	0	0	0	26	0	0	0	0	0	80	0
7:05 AM	0	0	0	0	43	6	2	0	0	0	29	0	0	0	0	0	80	0
7:10 AM	0	0	0	0	45	4	2	0	0	0	31	0	0	1	0	0	82	1
7:15 AM	0	0	0	0	47	0	2	0	0	0	38	0	0	0	0	0	88	0
7:20 AM	0	0	0	0	72	8	3	0	0	0	43	0	0	0	0	0	126	0
7:25 AM	0	0	0	0	80	6	4	0	0	1	30	0	0	0	0	0	121	0
7:30 AM	0	0	0	0	63	4	2	0	0	0	33	0	0	0	0	0	102	0
7:35 AM	0	0	0	0	67	2	3	0	0	1	47	0	1	0	0	0	120	1
7:40 AM	0	0	0	0	81	0	2	0	0	0	48	0	0	0	0	0	131	0
7:45 AM	0	0	0	0	84	7	0	0	0	0	44	0	0	0	0	0	135	0
7:50 AM	0	0	0	0	94	13	2	0	0	2	33	0	0	0	0	0	144	0
7:55 AM	0	0	0	0	105	12	6	0	0	0	28	0	0	0	0	0	151	0
8:00 AM	0	0	0	0	76	6	3	0	0	0	35	0	0	0	0	1	120	1
8:05 AM	0	0	0	0	80	2	2	0	0	0	43	0	0	0	0	0	127	0
8:10 AM	0	0	0	0	58	1	2	0	0	0	41	0	0	0	0	0	102	0
8:15 AM	0	0	0	0	58	3	3	0	2	0	35	0	0	0	0	1	101	1
8:20 AM	0	0	0	0	54	2	2	0	0	0	34	0	0	0	0	0	92	0
8:25 AM	0	0	0	0	48	4	5	0	0	0	31	0	1	0	0	0	88	1
8:30 AM	0	0	0	0	51	8	4	0	0	0	23	0	0	0	0	1	86	1
8:35 AM	0	0	0	0	65	4	5	0	0	0	34	0	1	0	0	0	108	1
8:40 AM	0	0	0	0	37	5	4	0	0	0	38	0	0	0	0	1	84	1
8:45 AM	0	0	0	0	53	3	2	0	0	0	51	0	0	0	0	0	109	0
8:50 AM	0	0	0	0	45	8	3	0	0	1	35	0	0	0	0	0	92	0
8:55 AM	0	0	0	0	54	4	5	0	1	1	27	0	0	0	0	0	92	0
HOURLY TOTALS	Southbound			Westbound			Northbound			Eastbound			Pedestrians By Approach				TOTAL	
7:00 AM	0	0	0	0	833	63	29	0	0	5	430	0	1	1	0	0	1360	2
7:15 AM	0	0	0	0	907	61	31	0	0	5	463	0	1	0	0	1	1467	2
7:30 AM	0	0	0	0	868	56	32	0	2	3	452	0	1	1	0	2	1413	4
7:45 AM	0	0	0	0	810	67	38	0	2	2	419	0	0	2	0	4	1338	6
8:00 AM	0	0	0	0	679	50	40	0	3	2	427	0	0	2	0	4	1201	6

Cars only

INTERSECTION: E St--/E 4th Plain Blvd--
 PROJECT ID#: 10247007
 QC JOB #:

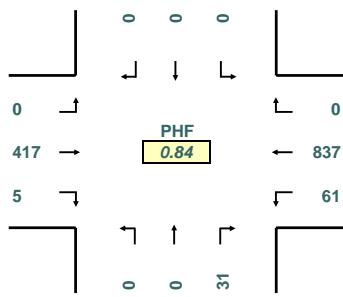
START TIME: 7:00 AM
 END TIME: 9:00 AM
 DATE: 4/10/2007



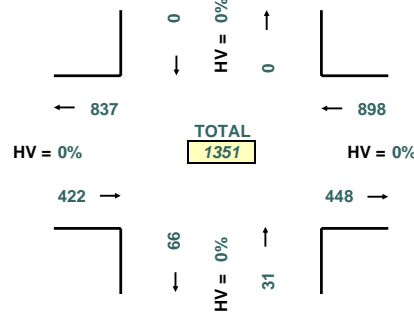
16285 SW 85th Avenue, Ste. 302
 Tigard, OR 97224
 Phone: 503-620-4242
 Fax: 503 620-4545

www.qualitycounts.net

PEAK HOUR TURNING MOVEMENTS



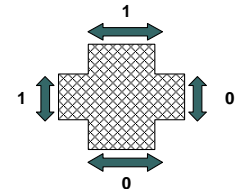
PEAK HOUR LINK VOLUMES



PEAK HOUR: 7:15 AM TO 8:15 AM

PEAK 15 MINUTES: 7:45 AM TO 8:00 AM

PEAK HOUR PED CROSSING VOLUMES



5-MINUTE COUNT PERIOD BEGINNING AT	E St-- (Southbound)			E 4th Plain Blvd-- (Westbound)			E St-- (Northbound)			E 4th Plain Blvd-- (Eastbound)			Crosswalk Usage (Peds By Approach)				TOTAL	
	Right	Thru	Left	Right	Thru	Left	Right	Thru	Left	Right	Thru	Left	North	East	South	West	Veh	Peds
7:00 AM	0	0	0	0	49	1	1	0	0	0	24	0	0	0	0	0	75	0
7:05 AM	0	0	0	0	39	6	2	0	0	0	26	0	0	0	0	0	73	0
7:10 AM	0	0	0	0	37	4	2	0	0	0	25	0	0	1	0	0	68	1
7:15 AM	0	0	0	0	42	0	2	0	0	0	35	0	0	0	0	0	80	0
7:20 AM	0	0	0	0	71	8	3	0	0	0	39	0	0	0	0	0	121	0
7:25 AM	0	0	0	0	72	6	4	0	0	1	26	0	0	0	0	0	109	0
7:30 AM	0	0	0	0	62	4	2	0	0	0	30	0	0	0	0	0	98	0
7:35 AM	0	0	0	0	59	2	3	0	0	0	39	0	1	0	0	0	104	1
7:40 AM	0	0	0	0	73	0	2	0	0	0	42	0	0	0	0	0	117	0
7:45 AM	0	0	0	0	77	7	0	0	0	0	41	0	0	0	0	0	125	0
7:50 AM	0	0	0	0	89	13	2	0	0	2	30	0	0	0	0	0	136	0
7:55 AM	0	0	0	0	98	12	6	0	0	0	27	0	0	0	0	0	143	0
8:00 AM	0	0	0	0	67	6	3	0	0	0	31	0	0	0	0	1	107	1
8:05 AM	0	0	0	0	74	2	2	0	0	0	40	0	0	0	0	0	118	0
8:10 AM	0	0	0	0	53	1	2	0	0	0	37	0	0	0	0	0	93	0
8:15 AM	0	0	0	0	54	3	3	0	2	0	27	0	0	0	0	1	89	1
8:20 AM	0	0	0	0	48	2	2	0	0	0	29	0	0	0	0	0	81	0
8:25 AM	0	0	0	0	44	4	5	0	0	0	27	0	0	1	0	0	80	1
8:30 AM	0	0	0	0	46	8	4	0	0	0	21	0	0	0	0	1	79	1
8:35 AM	0	0	0	0	55	4	5	0	0	0	30	0	0	1	0	0	94	1
8:40 AM	0	0	0	0	31	5	4	0	0	0	33	0	0	0	0	1	73	1
8:45 AM	0	0	0	0	48	3	2	0	0	0	46	0	0	0	0	0	99	0
8:50 AM	0	0	0	0	41	8	3	0	0	1	24	0	0	0	0	0	77	0
8:55 AM	0	0	0	0	45	4	5	0	1	1	24	0	0	0	0	0	80	0
HOURLY TOTALS	Southbound			Westbound			Northbound			Eastbound			Pedestrians By Approach				TOTAL	
7:00 AM	0	0	0	0	768	63	29	0	0	5	384	0	1	1	0	0	1249	2
7:15 AM	0	0	0	0	837	61	31	0	0	5	417	0	1	0	0	1	1351	2
7:30 AM	0	0	0	0	798	56	32	0	2	3	400	0	1	1	0	2	1291	4
7:45 AM	0	0	0	0	736	67	38	0	2	2	373	0	0	2	0	4	1218	6
8:00 AM	0	0	0	0	606	50	40	0	3	2	369	0	0	2	0	4	1070	6

Heavy Vehicles

INTERSECTION: E St--/E 4th Plain Blvd--
 PROJECT ID#:
 QC JOB #: 10247007

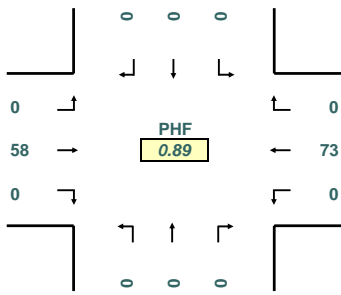
START TIME: 7:00 AM
 END TIME: 9:00 AM
 DATE: 4/10/2007



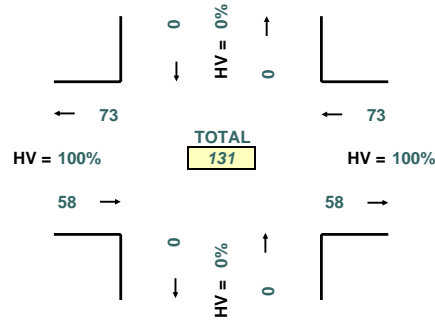
16285 SW 85th Avenue, Ste. 302
 Tigard, OR 97224
 Phone: 503-620-4242
 Fax: 503 620-4545

www.qualitycounts.net

PEAK HOUR TURNING MOVEMENTS



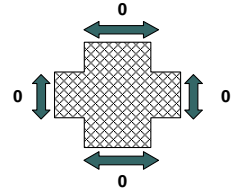
PEAK HOUR LINK VOLUMES



PEAK HOUR: 8:00 AM TO 9:00 AM

PEAK 15 MINUTES: 8:45 AM TO 9:00 AM

PEAK HOUR PED CROSSING VOLUMES



5-MINUTE COUNT PERIOD BEGINNING AT	E St-- (Southbound)			E 4th Plain Blvd-- (Westbound)			E St-- (Northbound)			E 4th Plain Blvd-- (Eastbound)			Crosswalk Usage (Peds By Approach)				TOTAL	
	Right	Thru	Left	Right	Thru	Left	Right	Thru	Left	Right	Thru	Left	North	East	South	West	Veh	Peds
7:00 AM	0	0	0	0	3	0	0	0	0	2	0	0	0	0	0	0	5	0
7:05 AM	0	0	0	0	4	0	0	0	0	3	0	0	0	0	0	0	7	0
7:10 AM	0	0	0	0	8	0	0	0	0	6	0	0	0	0	0	0	14	0
7:15 AM	0	0	0	0	5	0	0	0	0	3	0	0	0	0	0	0	8	0
7:20 AM	0	0	0	0	1	0	0	0	0	4	0	0	0	0	0	0	5	0
7:25 AM	0	0	0	0	8	0	0	0	0	4	0	0	0	0	0	0	12	0
7:30 AM	0	0	0	0	1	0	0	0	0	3	0	0	0	0	0	0	4	0
7:35 AM	0	0	0	0	8	0	0	0	0	8	0	0	0	0	0	0	16	0
7:40 AM	0	0	0	0	8	0	0	0	0	6	0	0	0	0	0	0	14	0
7:45 AM	0	0	0	0	7	0	0	0	0	3	0	0	0	0	0	0	10	0
7:50 AM	0	0	0	0	5	0	0	0	0	3	0	0	0	0	0	0	8	0
7:55 AM	0	0	0	0	7	0	0	0	0	1	0	0	0	0	0	0	8	0
8:00 AM	0	0	0	0	9	0	0	0	0	4	0	0	0	0	0	0	13	0
8:05 AM	0	0	0	0	6	0	0	0	0	3	0	0	0	0	0	0	9	0
8:10 AM	0	0	0	0	5	0	0	0	0	4	0	0	0	0	0	0	9	0
8:15 AM	0	0	0	0	4	0	0	0	0	8	0	0	0	0	0	0	12	0
8:20 AM	0	0	0	0	6	0	0	0	0	5	0	0	0	0	0	0	11	0
8:25 AM	0	0	0	0	4	0	0	0	0	4	0	0	0	0	0	0	8	0
8:30 AM	0	0	0	0	5	0	0	0	0	2	0	0	0	0	0	0	7	0
8:35 AM	0	0	0	0	10	0	0	0	0	4	0	0	0	0	0	0	14	0
8:40 AM	0	0	0	0	6	0	0	0	0	5	0	0	0	0	0	0	11	0
8:45 AM	0	0	0	0	5	0	0	0	0	5	0	0	0	0	0	0	10	0
8:50 AM	0	0	0	0	4	0	0	0	0	11	0	0	0	0	0	0	15	0
8:55 AM	0	0	0	0	9	0	0	0	0	3	0	0	0	0	0	0	12	0
HOURLY TOTALS	Southbound			Westbound			Northbound			Eastbound			Pedestrians By Approach				TOTAL	
7:00 AM	0	0	0	0	65	0	0	0	0	0	46	0	0	0	0	0	111	0
7:15 AM	0	0	0	0	70	0	0	0	0	0	46	0	0	0	0	0	116	0
7:30 AM	0	0	0	0	70	0	0	0	0	0	52	0	0	0	0	0	122	0
7:45 AM	0	0	0	0	74	0	0	0	0	0	46	0	0	0	0	0	120	0
8:00 AM	0	0	0	0	73	0	0	0	0	0	58	0	0	0	0	0	131	0

INTERSECTION: *Post Cemetery --/E 4th Plain Blvd--*
 PROJECT ID#:
 QC JOB #: 10247023

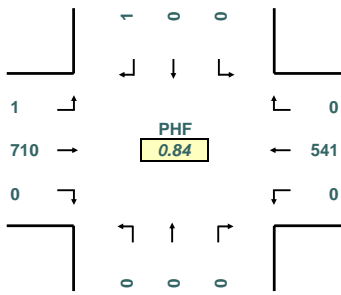
START TIME: 7:00 AM
 END TIME: 9:00 AM
 DATE: 4/10/2007



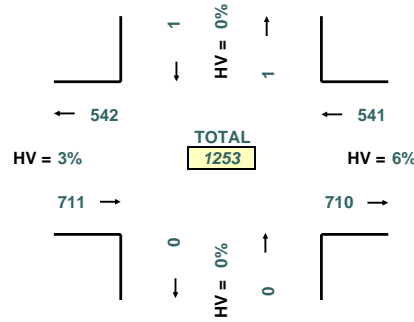
16285 SW 85th Avenue, Ste. 302
 Tigard, OR 97224
 Phone: 503-620-4242
 Fax: 503 620-4545

www.qualitycounts.net

PEAK HOUR TURNING MOVEMENTS



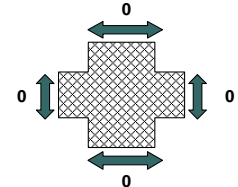
PEAK HOUR LINK VOLUMES



PEAK HOUR: 7:15 AM TO 8:15 AM

PEAK 15 MINUTES: 7:45 AM TO 8:00 AM

PEAK HOUR PED CROSSING VOLUMES



5-MINUTE COUNT PERIOD BEGINNING AT	Post Cemetery-- (Southbound)			E 4th Plain Blvd-- (Westbound)			Post Cemetery-- (Northbound)			E 4th Plain Blvd-- (Eastbound)			Crosswalk Usage (Peds By Approach)				TOTAL	
	Right	Thru	Left	Right	Thru	Left	Right	Thru	Left	Right	Thru	Left	North	East	South	West	Veh	Peds
7:00 AM	0	0	0	0	29	0	0	0	0	0	41	0	0	0	0	0	70	0
7:05 AM	0	0	0	0	25	0	0	0	0	0	24	0	0	0	0	0	49	0
7:10 AM	0	0	0	0	42	0	0	0	0	0	49	0	0	0	0	0	91	0
7:15 AM	0	0	0	0	48	0	0	0	0	0	49	0	0	0	0	0	97	0
7:20 AM	0	0	0	0	50	0	0	0	0	0	46	0	0	0	0	0	96	0
7:25 AM	0	0	0	0	46	0	0	0	0	0	49	0	0	0	0	0	95	0
7:30 AM	0	0	0	0	37	0	0	0	0	0	50	0	0	0	0	0	87	0
7:35 AM	1	0	0	0	44	0	0	0	0	0	56	1	0	0	0	0	102	0
7:40 AM	0	0	0	0	42	0	0	0	0	0	64	0	0	0	0	0	106	0
7:45 AM	0	0	0	0	49	0	0	0	0	0	89	0	0	0	0	0	138	0
7:50 AM	0	0	0	0	53	0	0	0	0	0	69	0	0	0	0	0	122	0
7:55 AM	0	0	0	0	45	0	0	0	0	0	67	0	0	0	0	0	112	0
8:00 AM	0	0	0	0	42	0	0	0	0	0	65	0	0	0	0	0	107	0
8:05 AM	0	0	0	0	41	0	0	0	0	0	53	0	0	0	0	0	94	0
8:10 AM	0	0	0	0	44	0	0	0	0	0	53	0	0	0	0	0	97	0
8:15 AM	0	0	0	0	36	0	0	0	0	0	45	0	0	0	0	0	81	0
8:20 AM	0	0	0	0	34	0	0	0	0	0	46	0	0	0	0	0	80	0
8:25 AM	0	0	0	0	38	0	0	0	0	0	48	0	0	0	0	0	86	0
8:30 AM	0	0	0	0	43	0	0	0	0	0	48	0	0	0	0	0	91	0
8:35 AM	0	0	0	0	47	0	0	0	0	0	56	0	0	0	0	0	103	0
8:40 AM	0	0	0	0	36	0	0	0	0	0	53	0	0	0	0	0	89	0
8:45 AM	0	0	0	0	43	0	0	0	0	0	76	0	0	0	0	0	119	0
8:50 AM	0	0	0	0	43	0	0	0	0	0	79	0	0	0	0	0	122	0
8:55 AM	0	0	0	0	42	0	0	0	0	0	48	0	0	0	0	0	90	0
HOURLY TOTALS	Southbound			Westbound			Northbound			Eastbound			Pedestrians By Approach				TOTAL	
	Right	Thru	Left	Right	Thru	Left	Right	Thru	Left	Right	Thru	Left	North	East	South	West	Veh	Peds
7:00 AM	1	0	0	0	510	0	0	0	0	0	653	1	0	0	0	0	1165	0
7:15 AM	1	0	0	0	541	0	0	0	0	0	710	1	0	0	0	0	1253	0
7:30 AM	1	0	0	0	505	0	0	0	0	0	705	1	0	0	0	0	1212	0
7:45 AM	0	0	0	0	508	0	0	0	0	0	692	0	0	0	0	0	1200	0
8:00 AM	0	0	0	0	489	0	0	0	0	0	670	0	0	0	0	0	1159	0

Cars only

INTERSECTION: *Post Cemetery--/E 4th Plain Blvd--*
 PROJECT ID#:
 QC JOB #: 10247023

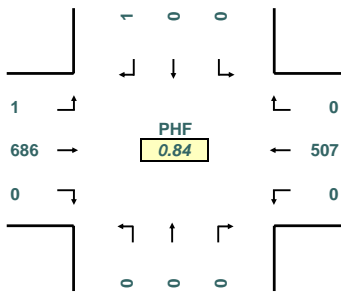
START TIME: 7:00 AM
 END TIME: 9:00 AM
 DATE: 4/10/2007



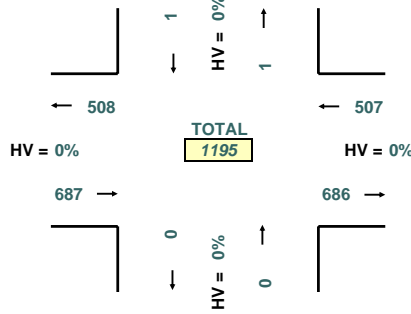
16285 SW 85th Avenue, Ste. 302
 Tigard, OR 97224
 Phone: 503-620-4242
 Fax: 503 620-4545

www.qualitycounts.net

PEAK HOUR TURNING MOVEMENTS



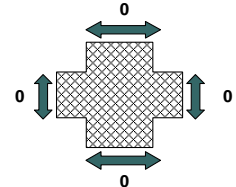
PEAK HOUR LINK VOLUMES



PEAK HOUR: 7:15 AM TO 8:15 AM

PEAK 15 MINUTES: 7:45 AM TO 8:00 AM

PEAK HOUR PED CROSSING VOLUMES



5-MINUTE COUNT PERIOD BEGINNING AT	Post Cemetery-- (Southbound)			E 4th Plain Blvd-- (Westbound)			Post Cemetery-- (Northbound)			E 4th Plain Blvd-- (Eastbound)			Crosswalk Usage (Peds By Approach)				TOTAL	
	Right	Thru	Left	Right	Thru	Left	Right	Thru	Left	Right	Thru	Left	North	East	South	West	Veh	Peds
7:00 AM	0	0	0	0	25	0	0	0	0	0	38	0	0	0	0	0	63	0
7:05 AM	0	0	0	0	25	0	0	0	0	0	22	0	0	0	0	0	47	0
7:10 AM	0	0	0	0	37	0	0	0	0	0	48	0	0	0	0	0	85	0
7:15 AM	0	0	0	0	44	0	0	0	0	0	46	0	0	0	0	0	90	0
7:20 AM	0	0	0	0	50	0	0	0	0	0	46	0	0	0	0	0	96	0
7:25 AM	0	0	0	0	43	0	0	0	0	0	47	0	0	0	0	0	90	0
7:30 AM	0	0	0	0	37	0	0	0	0	0	48	0	0	0	0	0	85	0
7:35 AM	1	0	0	0	38	0	0	0	0	0	55	1	0	0	0	0	95	0
7:40 AM	0	0	0	0	42	0	0	0	0	0	62	0	0	0	0	0	104	0
7:45 AM	0	0	0	0	46	0	0	0	0	0	89	0	0	0	0	0	135	0
7:50 AM	0	0	0	0	49	0	0	0	0	0	66	0	0	0	0	0	115	0
7:55 AM	0	0	0	0	42	0	0	0	0	0	62	0	0	0	0	0	104	0
8:00 AM	0	0	0	0	37	0	0	0	0	0	64	0	0	0	0	0	101	0
8:05 AM	0	0	0	0	38	0	0	0	0	0	51	0	0	0	0	0	89	0
8:10 AM	0	0	0	0	41	0	0	0	0	0	50	0	0	0	0	0	91	0
8:15 AM	0	0	0	0	35	0	0	0	0	0	39	0	0	0	0	0	74	0
8:20 AM	0	0	0	0	32	0	0	0	0	0	43	0	0	0	0	0	75	0
8:25 AM	0	0	0	0	35	0	0	0	0	0	44	0	0	0	0	0	79	0
8:30 AM	0	0	0	0	40	0	0	0	0	0	47	0	0	0	0	0	87	0
8:35 AM	0	0	0	0	42	0	0	0	0	0	53	0	0	0	0	0	95	0
8:40 AM	0	0	0	0	33	0	0	0	0	0	50	0	0	0	0	0	83	0
8:45 AM	0	0	0	0	41	0	0	0	0	0	72	0	0	0	0	0	113	0
8:50 AM	0	0	0	0	40	0	0	0	0	0	73	0	0	0	0	0	113	0
8:55 AM	0	0	0	0	42	0	0	0	0	0	46	0	0	0	0	0	88	0
HOURLY TOTALS	Southbound			Westbound			Northbound			Eastbound			Pedestrians By Approach				TOTAL	
7:00 AM	1	0	0	0	478	0	0	0	0	0	629	1	0	0	0	0	1109	0
7:15 AM	1	0	0	0	507	0	0	0	0	0	686	1	0	0	0	0	1195	0
7:30 AM	1	0	0	0	472	0	0	0	0	0	673	1	0	0	0	0	1147	0
7:45 AM	0	0	0	0	470	0	0	0	0	0	658	0	0	0	0	0	1128	0
8:00 AM	0	0	0	0	456	0	0	0	0	0	632	0	0	0	0	0	1088	0

Heavy Vehicles

INTERSECTION: *Post Cemetery--/E 4th Plain Blvd--*
 PROJECT ID#:
 QC JOB #: 10247023

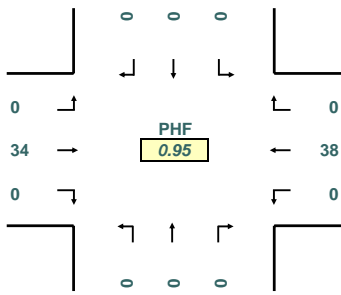
START TIME: 7:00 AM
 END TIME: 9:00 AM
 DATE: 4/10/2007



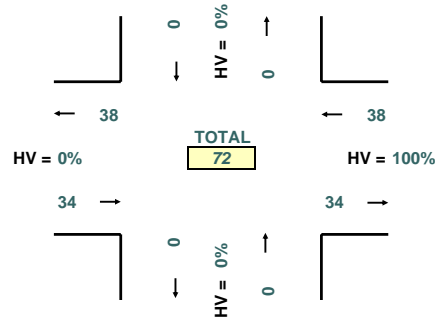
16285 SW 85th Avenue, Ste. 302
 Tigard, OR 97224
 Phone: 503-620-4242
 Fax: 503 620-4545

www.qualitycounts.net

PEAK HOUR TURNING MOVEMENTS



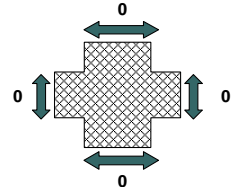
PEAK HOUR LINK VOLUMES



PEAK HOUR: 7:45 AM TO 8:45 AM

PEAK 15 MINUTES: 8:15 AM TO 8:30 AM

PEAK HOUR PED CROSSING VOLUMES



5-MINUTE COUNT PERIOD BEGINNING AT	Post Cemetery-- (Southbound)			E 4th Plain Blvd-- (Westbound)			Post Cemetery-- (Northbound)			E 4th Plain Blvd-- (Eastbound)			Crosswalk Usage (Peds By Approach)				TOTAL	
	Right	Thru	Left	Right	Thru	Left	Right	Thru	Left	Right	Thru	Left	North	East	South	West	Veh	Peds
7:00 AM	0	0	0	0	4	0	0	0	0	0	3	0	0	0	0	0	7	0
7:05 AM	0	0	0	0	0	0	0	0	0	0	2	0	0	0	0	0	2	0
7:10 AM	0	0	0	0	5	0	0	0	0	0	1	0	0	0	0	0	6	0
7:15 AM	0	0	0	0	4	0	0	0	0	0	3	0	0	0	0	0	7	0
7:20 AM	0	0	0	0	0	0	0	0	0	0	0	0	0	0	0	0	0	0
7:25 AM	0	0	0	0	3	0	0	0	0	0	2	0	0	0	0	0	5	0
7:30 AM	0	0	0	0	0	0	0	0	0	0	2	0	0	0	0	0	2	0
7:35 AM	0	0	0	0	6	0	0	0	0	0	1	0	0	0	0	0	7	0
7:40 AM	0	0	0	0	0	0	0	0	0	0	2	0	0	0	0	0	2	0
7:45 AM	0	0	0	0	3	0	0	0	0	0	0	0	0	0	0	0	3	0
7:50 AM	0	0	0	0	4	0	0	0	0	0	3	0	0	0	0	0	7	0
7:55 AM	0	0	0	0	3	0	0	0	0	0	5	0	0	0	0	0	8	0
8:00 AM	0	0	0	0	5	0	0	0	0	0	1	0	0	0	0	0	6	0
8:05 AM	0	0	0	0	3	0	0	0	0	0	2	0	0	0	0	0	5	0
8:10 AM	0	0	0	0	3	0	0	0	0	0	3	0	0	0	0	0	6	0
8:15 AM	0	0	0	0	1	0	0	0	0	0	6	0	0	0	0	0	7	0
8:20 AM	0	0	0	0	2	0	0	0	0	0	3	0	0	0	0	0	5	0
8:25 AM	0	0	0	0	3	0	0	0	0	0	4	0	0	0	0	0	7	0
8:30 AM	0	0	0	0	3	0	0	0	0	0	1	0	0	0	0	0	4	0
8:35 AM	0	0	0	0	5	0	0	0	0	0	3	0	0	0	0	0	8	0
8:40 AM	0	0	0	0	3	0	0	0	0	0	3	0	0	0	0	0	6	0
8:45 AM	0	0	0	0	2	0	0	0	0	0	4	0	0	0	0	0	6	0
8:50 AM	0	0	0	0	3	0	0	0	0	0	6	0	0	0	0	0	9	0
8:55 AM	0	0	0	0	0	0	0	0	0	0	2	0	0	0	0	0	2	0
HOURLY TOTALS	Southbound			Westbound			Northbound			Eastbound			Pedestrians By Approach				TOTAL	
	Right	Thru	Left	Right	Thru	Left	Right	Thru	Left	Right	Thru	Left	North	East	South	West	Veh	Peds
7:00 AM	0	0	0	0	32	0	0	0	0	0	24	0	0	0	0	0	56	0
7:15 AM	0	0	0	0	34	0	0	0	0	0	24	0	0	0	0	0	58	0
7:30 AM	0	0	0	0	33	0	0	0	0	0	32	0	0	0	0	0	65	0
7:45 AM	0	0	0	0	38	0	0	0	0	0	34	0	0	0	0	0	72	0
8:00 AM	0	0	0	0	33	0	0	0	0	0	38	0	0	0	0	0	71	0

INTERSECTION: *St John's Blvd--/4th Plain Blvd--*
 PROJECT ID#:
 QC JOB #: 10247024

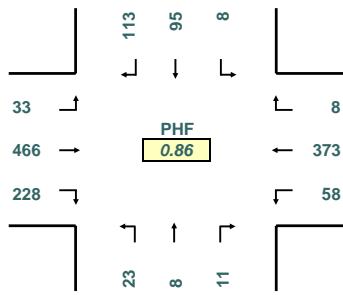
START TIME: 7:00 AM
 END TIME: 9:00 AM
 DATE: 4/10/2007



16285 SW 85th Avenue, Ste. 302
 Tigard, OR 97224
 Phone: 503-620-4242
 Fax: 503 620-4545

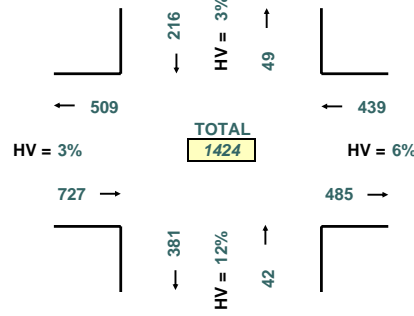
www.qualitycounts.net

PEAK HOUR TURNING MOVEMENTS



PHF
0.86

PEAK HOUR LINK VOLUMES

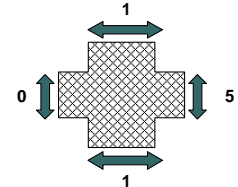


TOTAL
1424

PEAK HOUR: 7:15 AM TO 8:15 AM

PEAK 15 MINUTES: 7:45 AM TO 8:00 AM

PEAK HOUR PED CROSSING VOLUMES



5-MINUTE COUNT PERIOD BEGINNING AT	St John's Blvd-- (Southbound)			4th Plain Blvd-- (Westbound)			St John's Blvd-- (Northbound)			4th Plain Blvd-- (Eastbound)			Crosswalk Usage (Peds By Approach)				TOTAL	
	Right	Thru	Left	Right	Thru	Left	Right	Thru	Left	Right	Thru	Left	North	East	South	West	Veh	Peds
7:00 AM	6	5	2	0	17	4	1	2	1	7	25	1	0	0	0	0	71	0
7:05 AM	6	2	1	0	22	4	0	2	0	13	17	2	0	0	1	0	69	1
7:10 AM	7	10	0	0	26	2	2	0	2	18	25	2	0	2	0	0	94	2
7:15 AM	13	4	2	0	33	2	1	0	2	15	32	1	0	0	0	0	105	0
7:20 AM	8	8	0	0	35	7	1	2	3	24	27	4	0	2	0	0	119	2
7:25 AM	9	8	1	0	35	3	1	0	3	12	30	3	0	0	0	0	105	0
7:30 AM	7	7	1	2	24	3	0	1	0	20	32	2	0	0	0	0	99	0
7:35 AM	12	6	1	0	31	5	0	1	1	11	42	1	1	0	0	0	111	1
7:40 AM	12	11	0	1	26	4	1	1	2	19	45	5	0	0	0	0	127	0
7:45 AM	14	9	0	0	31	4	0	1	1	25	64	2	0	0	0	0	151	0
7:50 AM	6	9	0	2	35	4	0	1	1	16	50	1	0	0	0	0	125	0
7:55 AM	11	11	1	0	26	6	1	0	0	36	42	3	0	2	1	0	137	3
8:00 AM	6	10	1	0	29	8	4	0	5	22	37	2	0	0	0	0	124	0
8:05 AM	10	8	1	2	28	6	0	1	2	18	32	6	0	0	0	0	114	0
8:10 AM	5	4	0	1	40	6	2	0	3	10	33	3	0	1	0	0	107	1
8:15 AM	8	2	0	2	19	2	0	1	2	12	34	5	1	3	0	0	87	4
8:20 AM	7	0	0	2	26	2	3	0	4	13	29	4	0	2	2	0	90	4
8:25 AM	13	5	2	2	16	5	0	2	1	13	31	4	0	1	0	0	94	1
8:30 AM	4	3	0	0	33	3	3	0	6	19	26	3	0	1	0	0	100	1
8:35 AM	4	5	0	2	36	4	2	0	6	13	39	5	0	6	0	0	116	6
8:40 AM	8	2	1	0	21	9	3	0	4	17	34	3	0	1	0	0	102	1
8:45 AM	5	7	0	1	31	2	2	2	2	26	22	1	0	2	1	0	101	3
8:50 AM	4	9	0	1	34	3	2	2	4	19	43	1	0	4	0	0	122	4
8:55 AM	7	8	0	1	37	6	3	1	6	10	49	5	0	1	2	0	133	3
HOURLY TOTALS	Southbound			Westbound			Northbound			Eastbound			Pedestrians By Approach				TOTAL	
7:00 AM	111	90	9	5	341	48	8	11	16	216	431	27	1	6	2	0	1313	9
7:15 AM	113	95	8	8	373	58	11	8	23	228	466	33	1	5	1	0	1424	7
7:30 AM	111	82	7	14	331	55	11	9	22	215	471	38	2	9	3	0	1366	14
7:45 AM	96	68	6	13	340	59	18	6	35	214	451	41	1	17	3	0	1347	21
8:00 AM	81	63	5	14	350	56	24	9	45	192	409	42	1	22	5	0	1290	28

Cars only

INTERSECTION: *St John's Blvd--/4th Plain Blvd--*
 PROJECT ID#:
 QC JOB #: 10247024

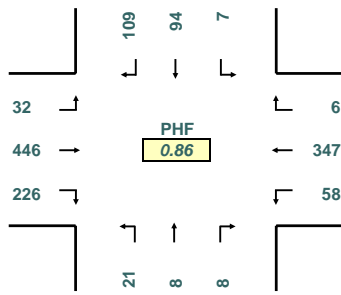
START TIME: 7:00 AM
 END TIME: 9:00 AM
 DATE: 4/10/2007



16285 SW 85th Avenue, Ste. 302
 Tigard, OR 97224
 Phone: 503-620-4242
 Fax: 503 620-4545

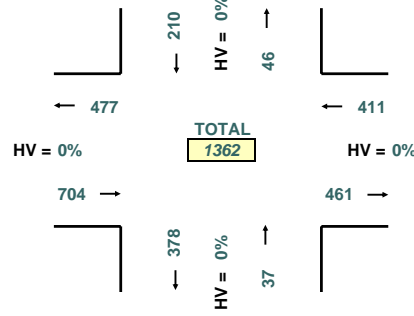
www.qualitycounts.net

PEAK HOUR TURNING MOVEMENTS



PHF
0.86

PEAK HOUR LINK VOLUMES

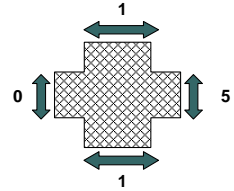


TOTAL
1362

PEAK HOUR: 7:15 AM TO 8:15 AM

PEAK 15 MINUTES: 7:45 AM TO 8:00 AM

PEAK HOUR PED CROSSING VOLUMES



5-MINUTE COUNT PERIOD BEGINNING AT	St John's Blvd-- (Southbound)			4th Plain Blvd-- (Westbound)			St John's Blvd-- (Northbound)			4th Plain Blvd-- (Eastbound)			Crosswalk Usage (Peds By Approach)				TOTAL	
	Right	Thru	Left	Right	Thru	Left	Right	Thru	Left	Right	Thru	Left	North	East	South	West	Veh	Peds
7:00 AM	6	5	2	0	13	4	1	2	1	6	24	1	0	0	0	0	65	0
7:05 AM	6	2	1	0	22	4	0	2	0	12	16	2	0	0	1	0	67	1
7:10 AM	6	10	0	0	23	2	1	0	1	18	24	2	0	2	0	0	87	2
7:15 AM	12	4	2	0	30	2	0	0	2	15	30	1	0	0	0	0	98	0
7:20 AM	8	8	0	0	35	7	1	2	2	24	25	4	0	2	0	0	116	2
7:25 AM	9	8	1	0	33	3	1	0	3	12	28	3	0	0	0	0	101	0
7:30 AM	7	6	0	1	23	3	0	1	0	20	30	2	0	0	0	0	93	0
7:35 AM	10	6	1	0	27	5	0	1	1	11	41	1	1	0	0	0	104	1
7:40 AM	12	11	0	1	26	4	1	1	1	19	44	5	0	0	0	0	126	0
7:45 AM	14	9	0	0	28	4	0	1	1	25	63	2	0	0	0	0	147	0
7:50 AM	6	9	0	2	32	4	0	1	1	16	48	1	0	0	0	0	120	0
7:55 AM	10	11	1	0	24	6	1	0	0	35	40	2	0	2	1	0	130	3
8:00 AM	6	10	1	0	25	8	2	0	5	21	36	2	0	0	0	0	116	0
8:05 AM	10	8	1	1	27	6	0	1	1	18	32	6	0	0	0	0	111	0
8:10 AM	5	4	0	1	37	6	2	0	3	10	29	3	0	1	0	0	100	1
8:15 AM	8	2	0	1	17	1	0	1	2	12	30	3	1	3	0	0	77	4
8:20 AM	7	0	0	2	24	2	3	0	4	13	26	4	0	2	2	0	85	4
8:25 AM	13	5	2	0	16	5	0	1	1	13	28	4	0	1	0	0	88	1
8:30 AM	4	3	0	0	30	3	2	0	5	18	26	3	0	1	0	0	94	1
8:35 AM	2	5	0	2	33	3	2	0	6	13	37	3	0	6	0	0	106	6
8:40 AM	7	2	1	0	19	9	3	0	4	16	31	2	0	1	0	0	94	1
8:45 AM	5	7	0	1	27	2	2	1	2	25	18	1	0	2	1	0	91	3
8:50 AM	4	9	0	1	31	3	2	2	3	19	41	1	0	4	0	0	116	4
8:55 AM	7	8	0	1	37	6	3	1	6	10	43	5	0	1	2	0	127	3
HOURLY TOTALS	Southbound			Westbound			Northbound			Eastbound			Pedestrians By Approach				TOTAL	
7:00 AM	106	89	8	4	316	48	6	11	14	213	413	26	1	6	2	0	1254	9
7:15 AM	109	94	7	6	347	58	8	8	21	226	446	32	1	5	1	0	1362	7
7:30 AM	108	81	6	9	306	54	9	8	21	213	447	35	2	9	3	0	1297	14
7:45 AM	92	68	6	9	312	57	15	5	33	210	426	35	1	17	3	0	1268	21
8:00 AM	78	63	5	10	323	54	21	7	42	188	377	37	1	22	5	0	1205	28

INTERSECTION: *St John's Blvd--/4th Plain Blvd--*
 PROJECT ID#:
 QC JOB #: 10247024

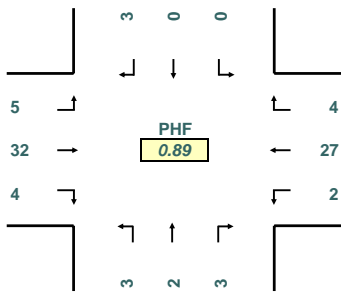
START TIME: 7:00 AM
 END TIME: 9:00 AM
 DATE: 4/10/2007



16285 SW 85th Avenue, Ste. 302
 Tigard, OR 97224
 Phone: 503-620-4242
 Fax: 503 620-4545

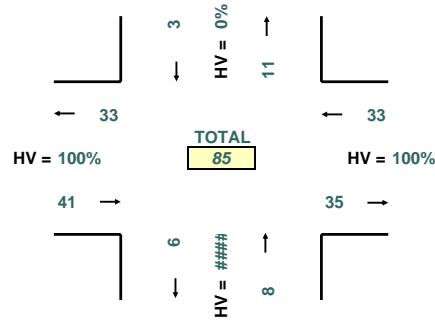
www.qualitycounts.net

PEAK HOUR TURNING MOVEMENTS



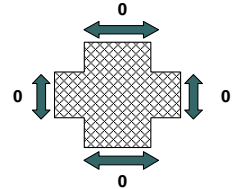
PEAK HOUR: 8:00 AM TO 9:00 AM

PEAK HOUR LINK VOLUMES



PEAK 15 MINUTES: 8:30 AM TO 8:45 AM

PEAK HOUR PED CROSSING VOLUMES



5-MINUTE COUNT PERIOD BEGINNING AT	St John's Blvd-- (Southbound)			4th Plain Blvd-- (Westbound)			St John's Blvd-- (Northbound)			4th Plain Blvd-- (Eastbound)			Crosswalk Usage (Peds By Approach)				TOTAL	
	Right	Thru	Left	Right	Thru	Left	Right	Thru	Left	Right	Thru	Left	North	East	South	West	Veh	Peds
7:00 AM	0	0	0	0	4	0	0	0	0	1	1	0	0	0	0	0	6	0
7:05 AM	0	0	0	0	0	0	0	0	0	1	1	0	0	0	0	0	2	0
7:10 AM	1	0	0	0	3	0	1	0	1	0	1	0	0	0	0	0	7	0
7:15 AM	1	0	0	0	3	0	1	0	0	0	2	0	0	0	0	0	7	0
7:20 AM	0	0	0	0	0	0	0	0	1	0	2	0	0	0	0	0	3	0
7:25 AM	0	0	0	0	2	0	0	0	0	0	2	0	0	0	0	0	4	0
7:30 AM	0	1	1	1	1	0	0	0	0	0	2	0	0	0	0	0	6	0
7:35 AM	2	0	0	0	4	0	0	0	0	0	1	0	0	0	0	0	7	0
7:40 AM	0	0	0	0	0	0	0	0	0	0	1	0	0	0	0	0	1	0
7:45 AM	0	0	0	0	3	0	0	0	0	0	1	0	0	0	0	0	4	0
7:50 AM	0	0	0	0	3	0	0	0	0	0	2	0	0	0	0	0	5	0
7:55 AM	1	0	0	0	2	0	0	0	0	1	2	1	0	0	0	0	7	0
8:00 AM	0	0	0	0	4	0	2	0	0	1	1	0	0	0	0	0	8	0
8:05 AM	0	0	0	1	1	0	0	0	1	0	0	0	0	0	0	0	3	0
8:10 AM	0	0	0	0	3	0	0	0	0	0	4	0	0	0	0	0	7	0
8:15 AM	0	0	0	1	2	1	0	0	0	0	4	2	0	0	0	0	10	0
8:20 AM	0	0	0	0	2	0	0	0	0	0	3	0	0	0	0	0	5	0
8:25 AM	0	0	0	2	0	0	0	1	0	0	3	0	0	0	0	0	6	0
8:30 AM	0	0	0	0	3	0	1	0	1	1	0	0	0	0	0	0	6	0
8:35 AM	2	0	0	0	3	1	0	0	0	0	2	2	0	0	0	0	10	0
8:40 AM	1	0	0	0	2	0	0	0	0	1	3	1	0	0	0	0	8	0
8:45 AM	0	0	0	0	4	0	0	1	0	1	4	0	0	0	0	0	10	0
8:50 AM	0	0	0	0	3	0	0	0	1	0	2	0	0	0	0	0	6	0
8:55 AM	0	0	0	0	0	0	0	0	0	0	6	0	0	0	0	0	6	0
HOURLY TOTALS	Southbound			Westbound			Northbound			Eastbound			Pedestrians By Approach				TOTAL	
7:00 AM	5	1	1	1	25	0	2	0	2	3	18	1	0	0	0	0	59	0
7:15 AM	4	1	1	2	26	0	3	0	2	2	20	1	0	0	0	0	62	0
7:30 AM	3	1	1	5	25	1	2	1	1	2	24	3	0	0	0	0	69	0
7:45 AM	4	0	0	4	28	2	3	1	2	4	25	6	0	0	0	0	79	0
8:00 AM	3	0	0	4	27	2	3	2	3	4	32	5	0	0	0	0	85	0

INTERSECTION: Fort Vancouver Way--/Clark College --
 PROJECT ID#:
 QC JOB #: 10247025

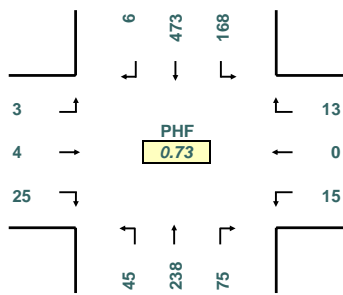
START TIME: 7:00 AM
 END TIME: 9:00 AM
 DATE: 4/10/2007



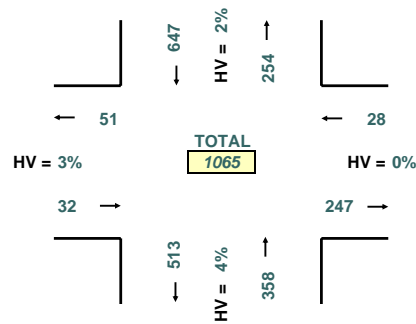
16285 SW 85th Avenue, Ste. 302
 Tigard, OR 97224
 Phone: 503-620-4242
 Fax: 503 620-4545

www.qualitycounts.net

PEAK HOUR TURNING MOVEMENTS



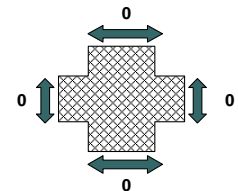
PEAK HOUR LINK VOLUMES



PEAK HOUR: 7:15 AM TO 8:15 AM

PEAK 15 MINUTES: 8:45 AM TO 9:00 AM

PEAK HOUR PED CROSSING VOLUMES



5-MINUTE COUNT PERIOD BEGINNING AT	Fort Vancouver Way-- (Southbound)			Clark College -- (Westbound)			Fort Vancouver Way-- (Northbound)			Clark College -- (Eastbound)			Crosswalk Usage (Peds By Approach)				TOTAL	
	Right	Thru	Left	Right	Thru	Left	Right	Thru	Left	Right	Thru	Left	North	East	South	West	Veh	Peds
7:00 AM	0	39	4	0	0	0	1	13	2	1	0	0	0	0	0	0	60	0
7:05 AM	0	25	2	1	0	0	0	13	3	2	0	0	0	0	0	0	46	0
7:10 AM	1	57	2	0	0	0	1	8	1	4	0	0	0	0	0	0	74	0
7:15 AM	0	44	3	0	0	0	3	12	3	3	0	0	0	0	0	0	68	0
7:20 AM	0	39	5	0	0	0	3	15	2	5	2	0	0	0	0	0	71	0
7:25 AM	0	28	5	0	0	1	5	17	7	5	0	1	0	0	0	0	69	0
7:30 AM	1	40	17	0	0	1	6	14	6	1	0	1	0	0	0	0	87	0
7:35 AM	0	45	15	0	0	1	4	17	7	1	0	0	0	0	0	0	90	0
7:40 AM	0	46	24	2	0	1	7	21	0	2	1	0	0	0	0	0	104	0
7:45 AM	1	46	33	1	0	1	15	22	4	0	0	1	0	0	0	0	124	0
7:50 AM	0	48	21	3	0	4	14	38	3	2	0	0	0	0	0	0	133	0
7:55 AM	1	47	19	0	0	3	9	24	4	2	0	0	0	0	0	0	109	0
8:00 AM	1	34	14	3	0	2	4	25	4	1	0	0	0	0	0	0	88	0
8:05 AM	2	26	10	3	0	1	3	17	4	2	0	0	0	0	0	0	68	0
8:10 AM	0	30	2	1	0	0	2	16	1	1	1	0	0	0	0	0	54	0
8:15 AM	1	28	3	0	0	0	4	10	1	2	0	0	0	0	0	0	49	0
8:20 AM	1	22	4	1	0	1	2	11	3	2	0	0	0	0	0	0	47	0
8:25 AM	0	29	7	1	0	0	3	10	4	1	0	0	0	0	0	0	55	0
8:30 AM	0	19	4	0	0	0	8	21	2	2	0	0	0	0	0	0	56	0
8:35 AM	2	23	16	1	0	2	5	13	4	1	0	0	0	0	0	0	67	0
8:40 AM	0	39	22	2	0	2	7	21	6	3	0	0	0	0	0	0	102	0
8:45 AM	0	27	38	5	0	0	10	26	3	3	1	0	0	0	0	0	113	0
8:50 AM	0	31	13	13	0	3	4	46	9	2	0	0	0	0	0	0	121	0
8:55 AM	0	37	24	10	0	9	6	43	15	3	0	0	0	0	0	0	147	0
HOURLY TOTALS	Southbound			Westbound			Northbound			Eastbound			Pedestrians By Approach				TOTAL	
7:00 AM	4	504	150	7	0	12	68	214	42	28	3	3	0	0	0	0	1035	0
7:15 AM	6	473	168	13	0	15	75	238	45	25	4	3	0	0	0	0	1065	0
7:30 AM	8	441	169	15	0	15	73	225	41	17	2	2	0	0	0	0	1008	0
7:45 AM	9	391	155	16	0	16	76	228	40	19	1	1	0	0	0	0	952	0
8:00 AM	7	345	157	40	0	20	58	259	56	23	2	0	0	0	0	0	967	0

INTERSECTION: Fort Vancouver Way--/Clark College Entrance--
 PROJECT ID#: 10247025
 QC JOB #: 10247025

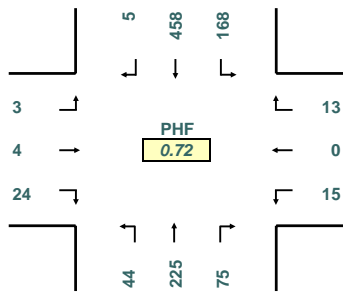
START TIME: 7:00 AM
 END TIME: 9:00 AM
 DATE: 4/10/2007



16285 SW 85th Avenue, Ste. 302
 Tigard, OR 97224
 Phone: 503-620-4242
 Fax: 503 620-4545

www.qualitycounts.net

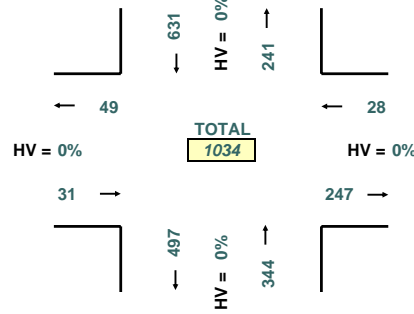
PEAK HOUR TURNING MOVEMENTS



PHF
0.72

PEAK HOUR: 7:15 AM TO 8:15 AM

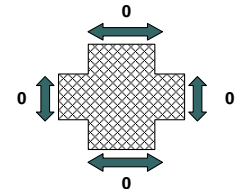
PEAK HOUR LINK VOLUMES



TOTAL
1034

PEAK 15 MINUTES: 8:45 AM TO 9:00 AM

PEAK HOUR PED CROSSING VOLUMES



5-MINUTE COUNT PERIOD BEGINNING AT	Fort Vancouver Way-- (Southbound)			Clark College Entrance-- (Westbound)			Fort Vancouver Way-- (Northbound)			Clark College Entrance-- (Eastbound)			Crosswalk Usage (Peds By Approach)				TOTAL	
	Right	Thru	Left	Right	Thru	Left	Right	Thru	Left	Right	Thru	Left	North	East	South	West	Veh	Peds
7:00 AM	0	38	4	0	0	0	1	12	2	1	0	0	0	0	0	0	58	0
7:05 AM	0	24	2	1	0	0	0	12	3	2	0	0	0	0	0	0	44	0
7:10 AM	1	53	2	0	0	0	1	7	1	4	0	0	0	0	0	0	69	0
7:15 AM	0	43	3	0	0	0	3	12	3	3	0	0	0	0	0	0	67	0
7:20 AM	0	38	5	0	0	0	3	13	2	5	2	0	0	0	0	0	68	0
7:25 AM	0	23	5	0	0	1	5	17	6	5	0	1	0	0	0	0	63	0
7:30 AM	1	39	17	0	0	1	6	13	6	1	0	1	0	0	0	0	85	0
7:35 AM	0	45	15	0	0	1	4	15	7	1	0	0	0	0	0	0	88	0
7:40 AM	0	45	24	2	0	1	7	21	0	1	1	0	0	0	0	0	102	0
7:45 AM	1	46	33	1	0	1	15	22	4	0	0	1	0	0	0	0	124	0
7:50 AM	0	47	21	3	0	4	14	36	3	2	0	0	0	0	0	0	130	0
7:55 AM	0	47	19	0	0	3	9	23	4	2	0	0	0	0	0	0	107	0
8:00 AM	1	32	14	3	0	2	4	24	4	1	0	0	0	0	0	0	85	0
8:05 AM	2	25	10	3	0	1	3	16	4	2	0	0	0	0	0	0	66	0
8:10 AM	0	28	2	1	0	0	2	13	1	1	1	0	0	0	0	0	49	0
8:15 AM	0	26	3	0	0	0	4	10	1	1	0	0	0	0	0	0	45	0
8:20 AM	1	22	4	1	0	1	2	10	3	2	0	0	0	0	0	0	46	0
8:25 AM	0	28	7	1	0	0	3	8	3	1	0	0	0	0	0	0	51	0
8:30 AM	0	17	4	0	0	0	8	19	2	2	0	0	0	0	0	0	52	0
8:35 AM	2	23	16	1	0	2	5	10	3	1	0	0	0	0	0	0	63	0
8:40 AM	0	39	22	2	0	2	7	20	6	2	0	0	0	0	0	0	100	0
8:45 AM	0	27	38	5	0	0	10	25	3	3	1	0	0	0	0	0	112	0
8:50 AM	0	30	13	13	0	3	4	43	9	2	0	0	0	0	0	0	117	0
8:55 AM	0	36	24	10	0	9	6	42	15	3	0	0	0	0	0	0	145	0
HOURLY TOTALS	Southbound			Westbound			Northbound			Eastbound			Pedestrians By Approach				TOTAL	
7:00 AM	3	488	150	7	0	12	68	203	41	27	3	3	0	0	0	0	1005	0
7:15 AM	5	458	168	13	0	15	75	225	44	24	4	3	0	0	0	0	1034	0
7:30 AM	6	430	169	15	0	15	73	211	40	15	2	2	0	0	0	0	978	0
7:45 AM	7	380	155	16	0	16	76	211	38	17	1	1	0	0	0	0	918	0
8:00 AM	6	333	157	40	0	20	58	240	54	21	2	0	0	0	0	0	931	0

INTERSECTION: Fort Vancouver Way--/Clark College Entrance--
 PROJECT ID#:
 QC JOB #: 10247025

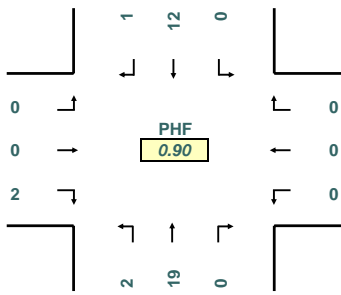
START TIME: 7:00 AM
 END TIME: 9:00 AM
 DATE: 4/10/2007



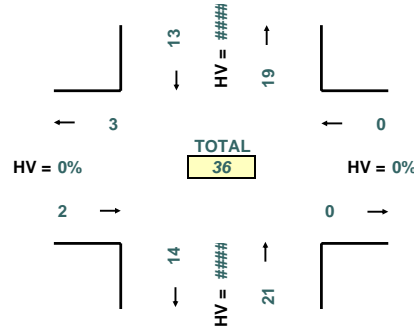
16285 SW 85th Avenue, Ste. 302
 Tigard, OR 97224
 Phone: 503-620-4242
 Fax: 503 620-4545

www.qualitycounts.net

PEAK HOUR TURNING MOVEMENTS



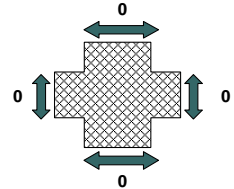
PEAK HOUR LINK VOLUMES



PEAK HOUR: 8:00 AM TO 9:00 AM

PEAK 15 MINUTES: 8:30 AM TO 8:45 AM

PEAK HOUR PED CROSSING VOLUMES



5-MINUTE COUNT PERIOD BEGINNING AT	Fort Vancouver Way-- (Southbound)			Clark College Entrance-- (Westbound)			Fort Vancouver Way-- (Northbound)			Clark College Entrance-- (Eastbound)			Crosswalk Usage (Peds By Approach)				TOTAL	
	Right	Thru	Left	Right	Thru	Left	Right	Thru	Left	Right	Thru	Left	North	East	South	West	Veh	Peds
7:00 AM	0	1	0	0	0	0	0	1	0	0	0	0	0	0	0	0	2	0
7:05 AM	0	1	0	0	0	0	0	1	0	0	0	0	0	0	0	0	2	0
7:10 AM	0	4	0	0	0	0	0	1	0	0	0	0	0	0	0	0	5	0
7:15 AM	0	1	0	0	0	0	0	0	0	0	0	0	0	0	0	0	1	0
7:20 AM	0	1	0	0	0	0	0	2	0	0	0	0	0	0	0	0	3	0
7:25 AM	0	5	0	0	0	0	0	0	1	0	0	0	0	0	0	0	6	0
7:30 AM	0	1	0	0	0	0	0	1	0	0	0	0	0	0	0	0	2	0
7:35 AM	0	0	0	0	0	0	0	2	0	0	0	0	0	0	0	0	2	0
7:40 AM	0	1	0	0	0	0	0	0	0	1	0	0	0	0	0	0	2	0
7:45 AM	0	0	0	0	0	0	0	0	0	0	0	0	0	0	0	0	0	0
7:50 AM	0	1	0	0	0	0	0	2	0	0	0	0	0	0	0	0	3	0
7:55 AM	1	0	0	0	0	0	0	1	0	0	0	0	0	0	0	0	2	0
8:00 AM	0	2	0	0	0	0	0	1	0	0	0	0	0	0	0	0	3	0
8:05 AM	0	1	0	0	0	0	0	1	0	0	0	0	0	0	0	0	2	0
8:10 AM	0	2	0	0	0	0	0	3	0	0	0	0	0	0	0	0	5	0
8:15 AM	1	2	0	0	0	0	0	0	0	1	0	0	0	0	0	0	4	0
8:20 AM	0	0	0	0	0	0	0	1	0	0	0	0	0	0	0	0	1	0
8:25 AM	0	1	0	0	0	0	0	2	1	0	0	0	0	0	0	0	4	0
8:30 AM	0	2	0	0	0	0	0	2	0	0	0	0	0	0	0	0	4	0
8:35 AM	0	0	0	0	0	0	0	3	1	0	0	0	0	0	0	0	4	0
8:40 AM	0	0	0	0	0	0	0	1	0	1	0	0	0	0	0	0	2	0
8:45 AM	0	0	0	0	0	0	0	1	0	0	0	0	0	0	0	0	1	0
8:50 AM	0	1	0	0	0	0	0	3	0	0	0	0	0	0	0	0	4	0
8:55 AM	0	1	0	0	0	0	0	1	0	0	0	0	0	0	0	0	2	0
HOURLY TOTALS	Southbound			Westbound			Northbound			Eastbound			Pedestrians By Approach				TOTAL	
7:00 AM	1	16	0	0	0	0	0	11	1	1	0	0	0	0	0	0	30	0
7:15 AM	1	15	0	0	0	0	0	13	1	1	0	0	0	0	0	0	31	0
7:30 AM	2	11	0	0	0	0	0	14	1	2	0	0	0	0	0	0	30	0
7:45 AM	2	11	0	0	0	0	0	17	2	2	0	0	0	0	0	0	34	0
8:00 AM	1	12	0	0	0	0	0	19	2	2	0	0	0	0	0	0	36	0

INTERSECTION: Fort Vancouver Way--/E 4th Plain Blvd--
 PROJECT ID#:
 QC JOB #: 10247026

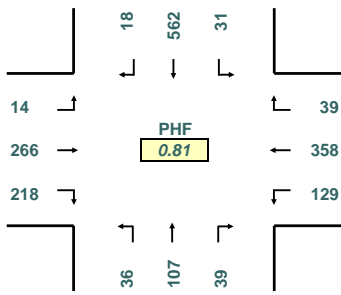
START TIME: 7:00 AM
 END TIME: 9:00 AM
 DATE: 4/10/2007



16285 SW 85th Avenue, Ste. 302
 Tigard, OR 97224
 Phone: 503-620-4242
 Fax: 503 620-4545

www.qualitycounts.net

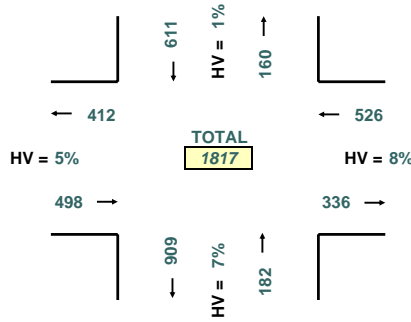
PEAK HOUR TURNING MOVEMENTS



PHF
0.81

PEAK HOUR: 7:15 AM TO 8:15 AM

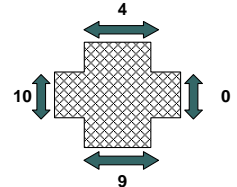
PEAK HOUR LINK VOLUMES



TOTAL
1817

PEAK 15 MINUTES: 7:45 AM TO 8:00 AM

PEAK HOUR PED CROSSING VOLUMES



5-MINUTE COUNT PERIOD BEGINNING AT	Fort Vancouver Way-- (Southbound)			E 4th Plain Blvd-- (Westbound)			Fort Vancouver Way-- (Northbound)			E 4th Plain Blvd-- (Eastbound)			Crosswalk Usage (Peds By Approach)				TOTAL	
	Right	Thru	Left	Right	Thru	Left	Right	Thru	Left	Right	Thru	Left	North	East	South	West	Veh	Peds
7:00 AM	2	24	1	5	20	6	3	10	1	10	17	0	0	0	0	0	99	0
7:05 AM	0	31	3	2	20	9	3	5	3	5	19	3	0	0	0	0	103	0
7:10 AM	1	64	2	2	17	11	2	7	1	10	13	3	0	0	1	1	133	2
7:15 AM	1	39	4	3	34	5	3	9	2	8	17	1	0	0	0	0	126	0
7:20 AM	4	45	3	5	33	8	2	6	1	13	26	0	0	0	0	0	146	0
7:25 AM	1	48	1	4	32	10	1	12	3	9	14	2	1	0	0	1	137	2
7:30 AM	0	40	0	3	31	11	3	10	1	17	21	1	0	0	0	0	138	0
7:35 AM	1	39	4	0	28	15	4	7	1	25	21	1	0	0	1	0	146	1
7:40 AM	2	60	2	2	18	12	4	7	2	23	18	2	0	0	0	0	152	0
7:45 AM	1	60	2	6	46	21	4	13	1	34	29	0	1	0	2	6	217	9
7:50 AM	2	67	3	1	20	12	7	15	4	31	18	0	0	0	1	1	180	2
7:55 AM	2	64	5	3	22	10	1	7	5	22	23	3	1	0	2	0	167	3
8:00 AM	1	36	3	4	37	10	4	8	7	12	33	2	1	0	3	1	157	5
8:05 AM	2	35	1	6	28	10	2	6	5	15	19	0	0	0	0	1	129	1
8:10 AM	1	29	3	2	29	5	4	7	4	9	27	2	0	0	0	0	122	0
8:15 AM	1	23	5	4	18	7	1	2	2	9	19	1	0	0	1	0	92	1
8:20 AM	1	21	3	3	23	10	4	2	4	6	22	2	0	0	1	1	101	2
8:25 AM	0	41	1	4	25	6	1	6	0	8	25	0	2	0	1	0	117	3
8:30 AM	2	34	4	11	28	4	7	3	5	11	18	1	0	0	0	0	128	0
8:35 AM	1	35	5	4	34	15	6	4	3	18	16	1	0	0	1	1	142	2
8:40 AM	2	59	4	4	25	15	2	7	2	15	24	3	0	0	1	0	162	1
8:45 AM	3	65	3	2	15	14	4	16	2	22	23	2	0	0	3	2	171	5
8:50 AM	2	71	4	2	28	11	7	13	9	16	31	1	2	0	2	0	195	4
8:55 AM	2	30	5	2	29	13	18	27	17	15	31	1	1	0	4	3	190	8
HOURLY TOTALS	Southbound			Westbound			Northbound			Eastbound			Pedestrians By Approach				TOTAL	
7:00 AM	17	581	30	36	321	130	37	108	25	207	236	16	3	0	7	9	1744	19
7:15 AM	18	562	31	39	358	129	39	107	36	218	266	14	4	0	9	10	1817	23
7:30 AM	14	515	32	38	325	129	39	90	36	211	275	14	5	0	12	10	1718	27
7:45 AM	16	504	39	52	335	125	43	80	42	190	273	15	5	0	13	11	1714	29
8:00 AM	18	479	41	48	319	120	60	101	60	156	288	16	6	0	17	9	1706	32

INTERSECTION: Fort Vancouver Way--/E 4th Plain Blvd--
 PROJECT ID#:
 QC JOB #: 10247026

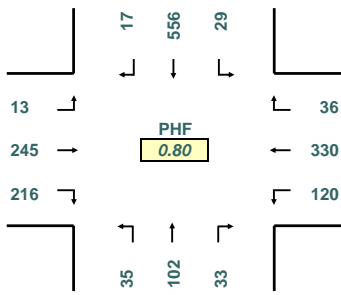
START TIME: 7:00 AM
 END TIME: 9:00 AM
 DATE: 4/10/2007



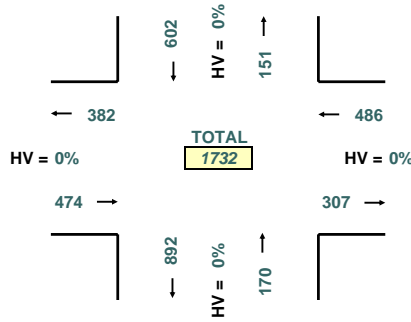
16285 SW 85th Avenue, Ste. 302
 Tigard, OR 97224
 Phone: 503-620-4242
 Fax: 503 620-4545

www.qualitycounts.net

PEAK HOUR TURNING MOVEMENTS



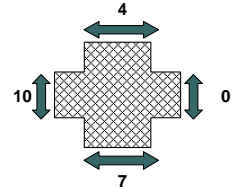
PEAK HOUR LINK VOLUMES



PEAK HOUR: 7:15 AM TO 8:15 AM

PEAK 15 MINUTES: 7:45 AM TO 8:00 AM

PEAK HOUR PED CROSSING VOLUMES



5-MINUTE COUNT PERIOD BEGINNING AT	Fort Vancouver Way-- (Southbound)			E 4th Plain Blvd-- (Westbound)			Fort Vancouver Way-- (Northbound)			E 4th Plain Blvd-- (Eastbound)			Crosswalk Usage (Peds By Approach)				TOTAL	
	Right	Thru	Left	Right	Thru	Left	Right	Thru	Left	Right	Thru	Left	North	East	South	West	Veh	Peds
7:00 AM	2	23	1	5	17	6	3	10	1	10	16	0	0	0	0	0	94	0
7:05 AM	0	31	2	2	20	6	3	5	3	5	18	3	0	0	0	0	98	0
7:10 AM	1	64	2	2	14	9	2	6	1	10	12	3	0	0	1	1	126	2
7:15 AM	1	39	4	3	32	4	2	9	2	8	17	1	0	0	0	0	122	0
7:20 AM	4	44	2	2	33	7	1	5	1	12	23	0	0	0	0	0	134	0
7:25 AM	1	47	1	4	29	7	1	12	3	9	13	2	1	0	0	1	129	2
7:30 AM	0	40	0	3	29	11	3	10	1	17	18	0	0	0	0	0	132	0
7:35 AM	1	39	4	0	25	15	2	6	1	25	20	1	0	0	0	0	139	0
7:40 AM	2	60	2	2	18	12	4	7	2	23	16	2	0	0	0	0	150	0
7:45 AM	1	60	2	6	42	21	4	13	1	34	28	0	1	0	2	6	212	9
7:50 AM	1	66	3	1	19	11	7	14	3	31	16	0	0	0	0	1	172	1
7:55 AM	2	63	4	3	20	9	1	6	5	22	21	3	1	0	2	0	159	3
8:00 AM	1	35	3	4	31	10	3	8	7	12	30	2	1	0	3	1	146	5
8:05 AM	2	35	1	6	26	8	2	5	5	14	19	0	0	0	0	1	123	1
8:10 AM	1	28	3	2	26	5	3	7	4	9	24	2	0	0	0	0	114	0
8:15 AM	1	22	4	4	15	6	1	2	2	9	16	0	0	0	1	0	82	1
8:20 AM	1	21	2	3	22	10	4	1	4	6	20	2	0	0	1	1	96	2
8:25 AM	0	41	1	4	23	6	1	5	0	8	22	0	2	0	1	0	111	3
8:30 AM	2	32	4	10	24	4	4	3	5	11	15	1	0	0	0	0	115	0
8:35 AM	1	35	4	4	30	15	3	4	3	18	16	1	0	0	1	1	134	2
8:40 AM	2	59	2	4	24	15	2	7	2	15	20	3	0	0	1	0	155	1
8:45 AM	3	65	2	2	11	14	3	16	2	22	18	2	0	0	2	2	160	4
8:50 AM	2	70	4	2	26	11	5	12	9	16	28	1	2	0	2	0	186	4
8:55 AM	2	29	5	2	27	13	17	27	17	15	26	1	1	0	4	3	181	8
HOURLY TOTALS	Southbound			Westbound			Northbound			Eastbound			Pedestrians By Approach				TOTAL	
7:00 AM	16	576	27	33	298	118	33	103	24	206	218	15	3	0	5	9	1667	17
7:15 AM	17	556	29	36	330	120	33	102	35	216	245	13	4	0	7	10	1732	21
7:30 AM	13	510	29	38	296	124	35	84	35	210	250	12	5	0	10	10	1636	25
7:45 AM	15	497	33	51	302	120	35	75	41	189	247	14	5	0	12	11	1619	28
8:00 AM	18	472	35	47	285	117	48	97	60	155	254	15	6	0	16	9	1603	31

INTERSECTION: Fort Vancouver Way--/E 4th Plain Blvd--
 PROJECT ID#:
 QC JOB #: 10247026

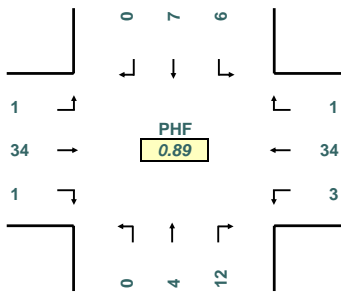
START TIME: 7:00 AM
 END TIME: 9:00 AM
 DATE: 4/10/2007



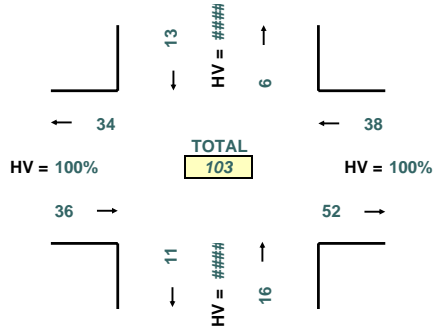
16285 SW 85th Avenue, Ste. 302
 Tigard, OR 97224
 Phone: 503-620-4242
 Fax: 503 620-4545

www.qualitycounts.net

PEAK HOUR TURNING MOVEMENTS



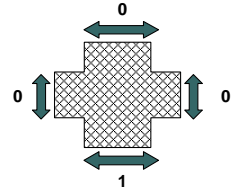
PEAK HOUR LINK VOLUMES



PEAK HOUR: 8:00 AM TO 9:00 AM

PEAK 15 MINUTES: 8:45 AM TO 9:00 AM

PEAK HOUR PED CROSSING VOLUMES



5-MINUTE COUNT PERIOD BEGINNING AT	Fort Vancouver Way-- (Southbound)			E 4th Plain Blvd-- (Westbound)			Fort Vancouver Way-- (Northbound)			E 4th Plain Blvd-- (Eastbound)			Crosswalk Usage (Peds By Approach)				TOTAL	
	Right	Thru	Left	Right	Thru	Left	Right	Thru	Left	Right	Thru	Left	North	East	South	West	Veh	Peds
7:00 AM	0	1	0	0	3	0	0	0	0	1	0	0	0	0	0	0	5	0
7:05 AM	0	0	1	0	0	3	0	0	0	0	1	0	0	0	0	0	5	0
7:10 AM	0	0	0	0	3	2	0	1	0	0	1	0	0	0	0	0	7	0
7:15 AM	0	0	0	0	2	1	1	0	0	0	0	0	0	0	0	0	4	0
7:20 AM	0	1	1	3	0	1	1	1	0	1	3	0	0	0	0	0	12	0
7:25 AM	0	1	0	0	3	3	0	0	0	0	1	0	0	0	0	0	8	0
7:30 AM	0	0	0	0	2	0	0	0	0	0	3	1	0	0	0	0	6	0
7:35 AM	0	0	0	0	3	0	2	1	0	0	1	0	0	0	1	0	7	1
7:40 AM	0	0	0	0	0	0	0	0	0	0	2	0	0	0	0	0	2	0
7:45 AM	0	0	0	0	4	0	0	0	0	0	1	0	0	0	0	0	5	0
7:50 AM	1	1	0	0	1	1	0	1	1	0	2	0	0	0	1	0	8	1
7:55 AM	0	1	1	0	2	1	0	1	0	0	2	0	0	0	0	0	8	0
8:00 AM	0	1	0	0	6	0	1	0	0	0	3	0	0	0	0	0	11	0
8:05 AM	0	0	0	0	2	2	0	1	0	1	0	0	0	0	0	0	6	0
8:10 AM	0	1	0	0	3	0	1	0	0	0	3	0	0	0	0	0	8	0
8:15 AM	0	1	1	0	3	1	0	0	0	0	3	1	0	0	0	0	10	0
8:20 AM	0	0	1	0	1	0	0	1	0	0	2	0	0	0	0	0	5	0
8:25 AM	0	0	0	0	2	0	0	1	0	0	3	0	0	0	0	0	6	0
8:30 AM	0	2	0	1	4	0	3	0	0	0	3	0	0	0	0	0	13	0
8:35 AM	0	0	1	0	4	0	3	0	0	0	0	0	0	0	0	0	8	0
8:40 AM	0	0	2	0	1	0	0	0	0	0	4	0	0	0	0	0	7	0
8:45 AM	0	0	1	0	4	0	1	0	0	0	5	0	0	0	1	0	11	1
8:50 AM	0	1	0	0	2	0	2	1	0	0	3	0	0	0	0	0	9	0
8:55 AM	0	1	0	0	2	0	1	0	0	0	5	0	0	0	0	0	9	0
HOURLY TOTALS	Southbound			Westbound			Northbound			Eastbound			Pedestrians By Approach				TOTAL	
7:00 AM	1	5	3	3	23	12	4	5	1	1	18	1	0	0	2	0	77	2
7:15 AM	1	6	2	3	28	9	6	5	1	2	21	1	0	0	2	0	85	2
7:30 AM	1	5	3	0	29	5	4	6	1	2	25	2	0	0	2	0	82	2
7:45 AM	1	7	6	1	33	5	8	5	1	1	26	1	0	0	1	0	95	1
8:00 AM	0	7	6	1	34	3	12	4	0	1	34	1	0	0	1	0	103	1

INTERSECTION: *Main St - Broadway St--/29th St--*
 PROJECT ID#:
 QC JOB #: 10247012

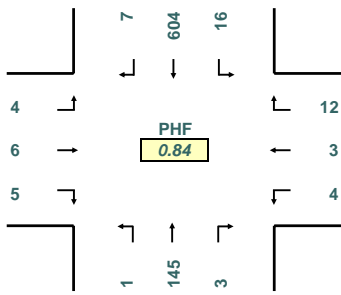
START TIME: 7:00 AM
 END TIME: 9:00 AM
 DATE: 4/10/2007



16285 SW 85th Avenue, Ste. 302
 Tigard, OR 97224
 Phone: 503-620-4242
 Fax: 503 620-4545

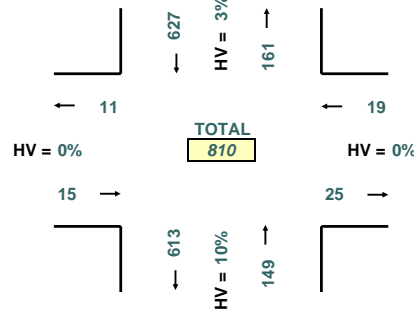
www.qualitycounts.net

PEAK HOUR TURNING MOVEMENTS



PHF
0.84

PEAK HOUR LINK VOLUMES

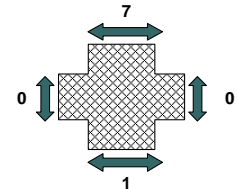


TOTAL
810

PEAK HOUR: 7:15 AM TO 8:15 AM

PEAK 15 MINUTES: 7:30 AM TO 7:45 AM

PEAK HOUR PED CROSSING VOLUMES



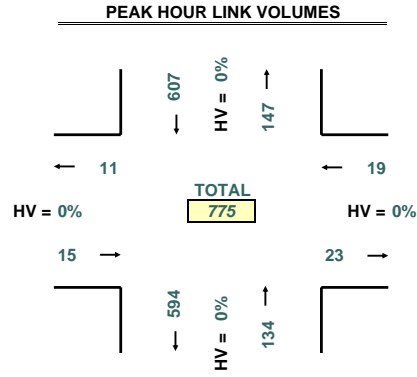
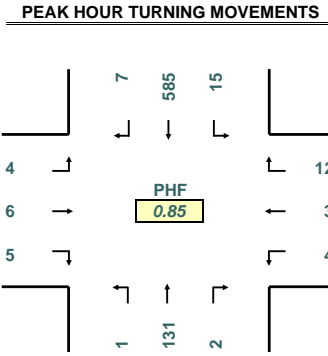
5-MINUTE COUNT PERIOD BEGINNING AT	Main St - (Southbound)			29th St-- (Westbound)			Broadway St-- (Northbound)			29th St-- (Eastbound)			Crosswalk Usage (Peds By Approach)				TOTAL	
	Right	Thru	Left	Right	Thru	Left	Right	Thru	Left	Right	Thru	Left	North	East	South	West	Veh	Peds
7:00 AM	2	39	1	0	0	0	0	4	0	1	0	0	0	0	0	0	47	0
7:05 AM	0	32	2	0	0	1	0	12	0	2	0	0	0	0	0	0	49	0
7:10 AM	0	35	1	0	0	0	0	6	0	1	0	0	0	0	0	0	43	0
7:15 AM	1	37	1	2	0	1	0	7	0	1	0	1	0	0	0	0	51	0
7:20 AM	0	46	2	0	0	0	0	7	0	0	0	0	1	0	0	0	55	1
7:25 AM	0	46	1	0	1	0	0	10	0	2	1	0	1	0	0	0	61	1
7:30 AM	0	42	2	0	0	0	0	8	0	1	0	0	0	0	1	0	53	1
7:35 AM	0	66	1	1	0	0	1	8	0	0	2	0	1	0	0	0	79	1
7:40 AM	0	88	2	1	1	2	0	13	0	0	0	1	1	0	0	0	108	1
7:45 AM	2	81	2	2	1	0	0	11	0	0	0	0	0	0	0	0	99	0
7:50 AM	3	57	0	2	0	0	1	14	0	0	1	0	0	0	0	0	78	0
7:55 AM	1	43	0	1	0	0	1	13	0	0	1	0	0	0	0	0	60	0
8:00 AM	0	38	3	0	0	0	0	18	0	0	0	1	1	0	0	0	60	1
8:05 AM	0	32	2	1	0	0	0	12	1	1	0	1	0	0	0	0	50	0
8:10 AM	0	28	0	2	0	1	0	24	0	0	1	0	2	0	0	0	56	2
8:15 AM	1	21	0	2	1	1	1	23	1	0	0	0	0	0	0	0	51	0
8:20 AM	1	29	0	0	0	0	0	19	0	0	0	0	0	0	0	0	49	0
8:25 AM	0	16	0	0	0	1	1	19	0	0	3	0	1	0	0	0	40	1
8:30 AM	1	22	2	1	1	0	0	15	0	0	0	0	1	0	0	0	42	1
8:35 AM	0	29	0	0	0	2	0	15	0	1	0	1	0	0	0	0	48	0
8:40 AM	0	29	0	1	0	0	0	13	0	0	0	1	0	0	0	0	44	0
8:45 AM	1	20	0	2	0	2	0	31	0	0	0	0	0	0	0	0	56	0
8:50 AM	0	24	0	2	0	2	0	18	1	0	0	0	0	0	0	0	47	0
8:55 AM	0	29	2	0	1	0	2	27	0	1	0	1	0	0	0	0	63	0
HOURLY TOTALS	Southbound			Westbound			Northbound			Eastbound			Pedestrians By Approach				TOTAL	
7:00 AM	9	612	15	9	3	4	3	113	0	8	5	2	4	0	1	0	783	5
7:15 AM	7	604	16	12	3	4	3	145	1	5	6	4	7	0	1	0	810	8
7:30 AM	8	541	12	12	3	5	5	182	2	2	8	3	6	0	1	0	783	7
7:45 AM	9	425	9	12	3	5	4	196	2	2	6	4	5	0	0	0	677	5
8:00 AM	4	317	9	11	3	9	4	234	3	3	4	5	5	0	0	0	606	5

INTERSECTION: *Main St - Broadway St--/29th St--*
 PROJECT ID#:
 QC JOB #: 10247012

START TIME: 7:00 AM
 END TIME: 9:00 AM
 DATE: 4/10/2007

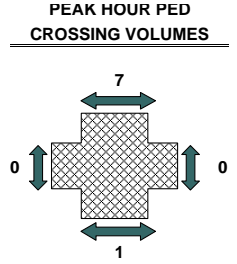


QUALITY COUNTS
 16285 SW 85th Avenue, Ste. 302
 Tigard, OR 97224
 Phone: 503-620-4242
 Fax: 503 620-4545
 www.qualitycounts.net



PEAK HOUR: 7:15 AM TO 8:15 AM

PEAK 15 MINUTES: 7:45 AM TO 8:00 AM



5-MINUTE COUNT PERIOD BEGINNING AT	Main St - Broadway St-- (Southbound)			29th St-- (Westbound)			Main St - Broadway St-- (Northbound)			29th St-- (Eastbound)			Crosswalk Usage (Peds By Approach)				TOTAL	
	Right	Thru	Left	Right	Thru	Left	Right	Thru	Left	Right	Thru	Left	North	East	South	West	Veh	Peds
7:00 AM	2	38	1	0	0	0	0	4	0	1	0	0	0	0	0	0	46	0
7:05 AM	0	31	2	0	0	1	0	12	0	2	0	0	0	0	0	0	48	0
7:10 AM	0	35	1	0	0	0	0	6	0	1	0	0	0	0	0	0	43	0
7:15 AM	1	36	1	2	0	1	0	6	0	1	0	1	0	0	0	0	49	0
7:20 AM	0	45	2	0	0	0	0	6	0	0	0	0	1	0	0	0	53	1
7:25 AM	0	45	1	0	1	0	0	10	0	2	1	0	1	0	0	0	60	1
7:30 AM	0	39	1	0	0	0	0	6	0	1	0	0	0	0	1	0	47	1
7:35 AM	0	66	1	1	0	0	1	7	0	0	2	0	1	0	0	0	78	1
7:40 AM	0	85	2	1	1	2	0	11	0	0	0	1	1	0	0	0	103	1
7:45 AM	2	81	2	2	1	0	0	10	0	0	0	0	0	0	0	0	98	0
7:50 AM	3	55	0	2	0	0	1	11	0	0	1	0	0	0	0	0	73	0
7:55 AM	1	42	0	1	0	0	0	13	0	0	1	0	0	0	0	0	58	0
8:00 AM	0	36	3	0	0	0	0	16	0	0	0	1	1	0	0	0	56	1
8:05 AM	0	30	2	1	0	0	0	12	1	1	0	1	0	0	0	0	48	0
8:10 AM	0	25	0	2	0	1	0	23	0	0	1	0	2	0	0	0	52	2
8:15 AM	1	20	0	2	1	1	1	22	1	0	0	0	0	0	0	0	49	0
8:20 AM	1	28	0	0	0	0	0	18	0	0	0	0	0	0	0	0	47	0
8:25 AM	0	15	0	0	0	1	1	17	0	0	2	0	1	0	0	0	36	1
8:30 AM	1	20	2	1	0	0	0	13	0	0	0	0	1	0	0	0	37	1
8:35 AM	0	28	0	0	0	2	0	15	0	1	0	1	0	0	0	0	47	0
8:40 AM	0	28	0	1	0	0	0	9	0	0	0	1	0	0	0	0	39	0
8:45 AM	1	19	0	2	0	2	0	30	0	0	0	0	0	0	0	0	54	0
8:50 AM	0	24	0	2	0	2	0	17	1	0	0	0	0	0	0	0	46	0
8:55 AM	0	26	2	0	1	0	2	17	0	1	0	1	0	0	0	0	50	0
HOURLY TOTALS	Southbound			Westbound			Northbound			Eastbound			Pedestrians By Approach				TOTAL	
7:00 AM	9	598	14	9	3	4	2	102	0	8	5	2	4	0	1	0	756	5
7:15 AM	7	585	15	12	3	4	2	131	1	5	6	4	7	0	1	0	775	8
7:30 AM	8	522	11	12	3	5	4	166	2	2	7	3	6	0	1	0	745	7
7:45 AM	9	408	9	12	2	5	3	179	2	2	5	4	5	0	0	0	640	5
8:00 AM	4	299	9	11	2	9	4	209	3	3	3	5	5	0	0	0	561	5

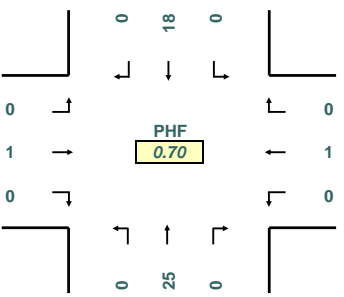
INTERSECTION: *Main St - Broadway St--/29th St--*
 PROJECT ID#:
 QC JOB #: 10247012

START TIME: 7:00 AM
 END TIME: 9:00 AM
 DATE: 4/10/2007

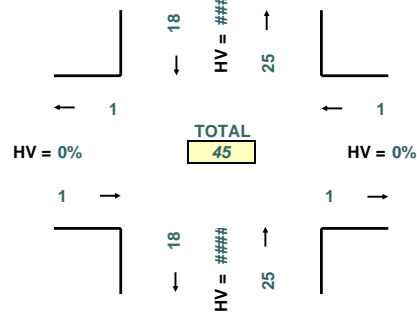


16285 SW 85th Avenue, Ste. 302
 Tigard, OR 97224
 Phone: 503-620-4242
 Fax: 503 620-4545
 www.qualitycounts.net

PEAK HOUR TURNING MOVEMENTS



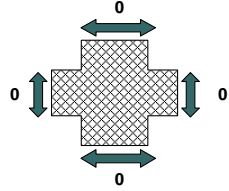
PEAK HOUR LINK VOLUMES



PEAK HOUR: 8:00 AM TO 9:00 AM

PEAK 15 MINUTES: 8:45 AM TO 9:00 AM

PEAK HOUR PED CROSSING VOLUMES



5-MINUTE COUNT PERIOD BEGINNING AT	Main St - Broadway St-- (Southbound)			29th St-- (Westbound)			Main St - Broadway St-- (Northbound)			29th St-- (Eastbound)			Crosswalk Usage (Peds By Approach)				TOTAL	
	Right	Thru	Left	Right	Thru	Left	Right	Thru	Left	Right	Thru	Left	North	East	South	West	Veh	Peds
7:00 AM	0	1	0	0	0	0	0	0	0	0	0	0	0	0	0	0	1	0
7:05 AM	0	1	0	0	0	0	0	0	0	0	0	0	0	0	0	0	1	0
7:10 AM	0	0	0	0	0	0	0	0	0	0	0	0	0	0	0	0	0	0
7:15 AM	0	1	0	0	0	0	0	0	1	0	0	0	0	0	0	0	2	0
7:20 AM	0	1	0	0	0	0	0	1	0	0	0	0	0	0	0	0	2	0
7:25 AM	0	1	0	0	0	0	0	0	0	0	0	0	0	0	0	0	1	0
7:30 AM	0	3	1	0	0	0	0	2	0	0	0	0	0	0	0	0	6	0
7:35 AM	0	0	0	0	0	0	0	1	0	0	0	0	0	0	0	0	1	0
7:40 AM	0	3	0	0	0	0	0	2	0	0	0	0	0	0	0	0	5	0
7:45 AM	0	0	0	0	0	0	0	1	0	0	0	0	0	0	0	0	1	0
7:50 AM	0	2	0	0	0	0	0	3	0	0	0	0	0	0	0	0	5	0
7:55 AM	0	1	0	0	0	0	1	0	0	0	0	0	0	0	0	0	2	0
8:00 AM	0	2	0	0	0	0	0	2	0	0	0	0	0	0	0	0	4	0
8:05 AM	0	2	0	0	0	0	0	0	0	0	0	0	0	0	0	0	2	0
8:10 AM	0	3	0	0	0	0	0	1	0	0	0	0	0	0	0	0	4	0
8:15 AM	0	1	0	0	0	0	0	1	0	0	0	0	0	0	0	0	2	0
8:20 AM	0	1	0	0	0	0	0	1	0	0	0	0	0	0	0	0	2	0
8:25 AM	0	1	0	0	0	0	0	2	0	0	1	0	0	0	0	0	4	0
8:30 AM	0	2	0	0	1	0	0	2	0	0	0	0	0	0	0	0	5	0
8:35 AM	0	1	0	0	0	0	0	0	0	0	0	0	0	0	0	0	1	0
8:40 AM	0	1	0	0	0	0	0	4	0	0	0	0	0	0	0	0	5	0
8:45 AM	0	1	0	0	0	0	0	1	0	0	0	0	0	0	0	0	2	0
8:50 AM	0	0	0	0	0	0	0	1	0	0	0	0	0	0	0	0	1	0
8:55 AM	0	3	0	0	0	0	0	10	0	0	0	0	0	0	0	0	13	0
HOURLY TOTALS	Southbound			Westbound			Northbound			Eastbound			Pedestrians By Approach				TOTAL	
7:00 AM	0	14	1	0	0	0	1	11	0	0	0	0	0	0	0	0	27	0
7:15 AM	0	19	1	0	0	0	1	14	0	0	0	0	0	0	0	0	35	0
7:30 AM	0	19	1	0	0	0	1	16	0	0	1	0	0	0	0	0	38	0
7:45 AM	0	17	0	0	1	0	1	17	0	0	1	0	0	0	0	0	37	0
8:00 AM	0	18	0	0	1	0	0	25	0	0	1	0	0	0	0	0	45	0

INTERSECTION: *Main St--/33rd St--*
 PROJECT ID#:
 QC JOB #: 10247013

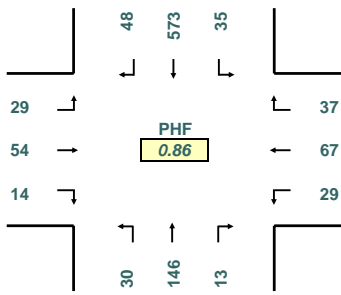
START TIME: 7:00 AM
 END TIME: 9:00 AM
 DATE: 4/10/2007



16285 SW 85th Avenue, Ste. 302
 Tigard, OR 97224
 Phone: 503-620-4242
 Fax: 503 620-4545

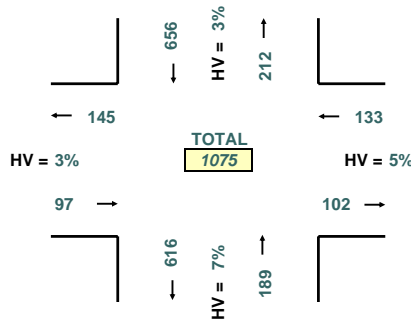
www.qualitycounts.net

PEAK HOUR TURNING MOVEMENTS



PHF
0.86

PEAK HOUR LINK VOLUMES

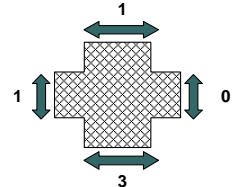


TOTAL
1075

PEAK HOUR: 7:30 AM TO 8:30 AM

PEAK 15 MINUTES: 7:45 AM TO 8:00 AM

PEAK HOUR PED CROSSING VOLUMES



5-MINUTE COUNT PERIOD BEGINNING AT	Main St-- (Southbound)			33rd St-- (Westbound)			Main St-- (Northbound)			33rd St-- (Eastbound)			Crosswalk Usage (Peds By Approach)				TOTAL	
	Right	Thru	Left	Right	Thru	Left	Right	Thru	Left	Right	Thru	Left	North	East	South	West	Veh	Peds
7:00 AM	1	41	2	2	3	1	1	3	1	1	2	0	0	0	0	0	58	0
7:05 AM	3	31	0	3	1	1	2	10	0	0	4	2	0	0	0	0	57	0
7:10 AM	2	40	3	2	3	0	2	4	1	1	3	1	0	1	0	0	62	1
7:15 AM	1	41	1	1	3	0	0	9	1	0	4	3	0	0	1	1	64	2
7:20 AM	4	47	0	1	4	0	0	7	2	0	3	1	0	0	0	0	69	0
7:25 AM	2	48	3	1	6	2	1	5	0	0	4	2	0	0	0	0	74	0
7:30 AM	3	45	5	2	3	3	2	7	2	0	3	3	0	0	0	0	78	0
7:35 AM	5	76	6	2	7	1	0	7	1	1	4	1	0	0	0	0	111	0
7:40 AM	1	74	3	3	4	1	2	10	2	2	4	1	0	0	0	0	107	0
7:45 AM	4	91	1	3	6	1	0	11	2	0	5	2	0	0	0	0	126	0
7:50 AM	4	58	3	2	7	5	1	14	1	0	9	2	0	0	0	0	106	0
7:55 AM	5	44	2	2	4	4	3	8	4	1	3	2	0	0	1	0	82	1
8:00 AM	7	36	1	2	4	3	3	11	2	1	5	3	0	0	1	0	78	1
8:05 AM	2	38	0	1	2	3	0	10	5	2	4	2	0	0	0	0	69	0
8:10 AM	3	35	7	2	7	1	0	17	4	0	4	2	0	0	0	0	82	0
8:15 AM	3	24	0	5	6	2	2	20	5	2	5	4	1	0	0	0	78	1
8:20 AM	7	33	3	9	9	4	0	20	0	4	2	3	0	0	0	0	94	0
8:25 AM	4	19	4	4	8	1	0	11	2	1	6	4	0	0	1	1	64	2
8:30 AM	4	36	5	3	3	2	1	15	5	0	7	1	0	0	1	0	82	1
8:35 AM	1	20	2	3	5	4	3	9	3	3	8	6	0	0	1	0	67	1
8:40 AM	4	33	1	3	2	0	2	17	3	4	3	6	1	0	0	3	78	4
8:45 AM	6	26	2	3	4	3	4	24	2	1	7	1	0	0	0	5	83	5
8:50 AM	5	30	5	6	6	1	2	17	4	3	2	5	1	0	0	0	86	1
8:55 AM	3	43	7	6	3	1	2	21	0	3	6	5	0	0	0	0	100	0
HOURLY TOTALS	Southbound			Westbound			Northbound			Eastbound			Pedestrians By Approach				TOTAL	
7:00 AM	35	636	29	24	51	19	14	95	17	6	48	20	0	1	2	1	994	4
7:15 AM	41	633	32	22	57	24	12	116	26	7	52	24	0	0	3	1	1046	4
7:30 AM	48	573	35	37	67	29	13	146	30	14	54	29	1	0	3	1	1075	5
7:45 AM	48	467	29	39	63	30	15	163	36	18	61	37	2	0	5	4	1006	11
8:00 AM	49	373	37	47	59	25	19	192	35	24	59	42	3	0	4	9	961	16

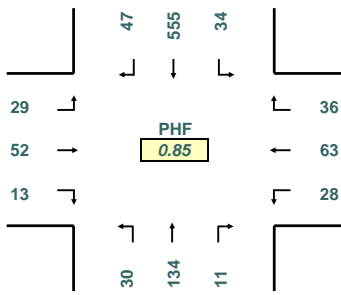
INTERSECTION: *Main St--/33rd St--*
 PROJECT ID#:
 QC JOB #: 10247013

START TIME: 7:00 AM
 END TIME: 9:00 AM
 DATE: 4/10/2007

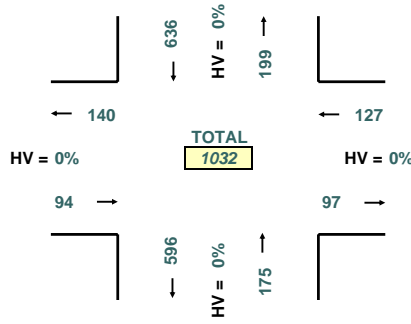


QUALITY COUNTS
 16285 SW 85th Avenue, Ste. 302
 Tigard, OR 97224
 Phone: 503-620-4242
 Fax: 503 620-4545
 www.qualitycounts.net

PEAK HOUR TURNING MOVEMENTS



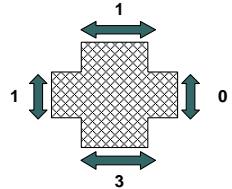
PEAK HOUR LINK VOLUMES



PEAK HOUR: 7:30 AM TO 8:30 AM

PEAK 15 MINUTES: 7:45 AM TO 8:00 AM

PEAK HOUR PED CROSSING VOLUMES



5-MINUTE COUNT PERIOD BEGINNING AT	Main St-- (Southbound)			33rd St-- (Westbound)			Main St-- (Northbound)			33rd St-- (Eastbound)			Crosswalk Usage (Peds By Approach)				TOTAL	
	Right	Thru	Left	Right	Thru	Left	Right	Thru	Left	Right	Thru	Left	North	East	South	West	Veh	Peds
7:00 AM	1	40	2	2	3	1	1	3	1	1	2	0	0	0	0	0	57	0
7:05 AM	3	30	0	3	1	1	2	10	0	0	3	2	0	0	0	0	55	0
7:10 AM	2	40	3	2	2	0	2	4	1	1	3	1	0	1	0	0	61	1
7:15 AM	1	40	1	1	3	0	0	8	1	0	3	3	0	0	0	1	61	1
7:20 AM	4	46	0	1	3	0	0	6	1	0	3	1	0	0	0	0	65	0
7:25 AM	2	47	3	1	6	2	1	5	0	0	4	2	0	0	0	0	73	0
7:30 AM	3	41	5	2	3	3	1	6	2	0	3	3	0	0	0	0	72	0
7:35 AM	5	76	6	2	7	1	0	6	1	1	4	1	0	0	0	0	110	0
7:40 AM	1	71	3	3	4	1	1	9	2	2	4	1	0	0	0	0	102	0
7:45 AM	4	89	1	3	6	1	0	10	2	0	5	2	0	0	0	0	123	0
7:50 AM	4	56	3	2	7	5	1	11	1	0	8	2	0	0	0	0	100	0
7:55 AM	5	43	2	2	3	4	3	8	4	1	3	2	0	0	1	0	80	1
8:00 AM	7	33	1	1	2	3	3	9	2	1	5	3	0	0	1	0	70	1
8:05 AM	2	37	0	1	2	3	0	10	5	2	4	2	0	0	0	0	68	0
8:10 AM	3	34	6	2	7	1	0	17	4	0	4	2	0	0	0	0	80	0
8:15 AM	2	24	0	5	6	1	2	19	5	2	5	4	1	0	0	0	75	1
8:20 AM	7	33	3	9	9	4	0	19	0	3	1	3	0	0	0	0	91	0
8:25 AM	4	18	4	4	7	1	0	10	2	1	6	4	0	0	1	1	61	2
8:30 AM	4	34	5	3	3	2	1	12	5	0	6	1	0	0	1	0	76	1
8:35 AM	1	18	2	3	4	3	3	9	3	3	8	6	0	0	1	0	63	1
8:40 AM	4	32	1	2	1	0	2	13	3	4	3	6	1	0	0	3	71	4
8:45 AM	6	25	2	3	4	3	4	24	2	1	7	1	0	0	0	5	82	5
8:50 AM	5	30	5	6	6	1	2	16	4	3	2	5	1	0	0	0	85	1
8:55 AM	3	41	7	6	3	1	2	17	0	3	6	5	0	0	0	0	94	0
HOURLY TOTALS	Southbound			Westbound			Northbound			Eastbound			Pedestrians By Approach				TOTAL	
7:00 AM	35	619	29	24	48	19	12	86	16	6	45	20	0	1	1	1	959	3
7:15 AM	41	613	31	21	53	24	10	105	25	7	50	24	0	0	2	1	1004	3
7:30 AM	47	555	34	36	63	28	11	134	30	13	52	29	1	0	3	1	1032	5
7:45 AM	47	451	28	37	57	28	15	147	36	17	58	37	2	0	5	4	958	11
8:00 AM	48	359	36	45	54	23	19	175	35	23	57	42	3	0	4	9	916	16

INTERSECTION: *Main St--/33rd St--*
 PROJECT ID#:
 QC JOB #: 10247013

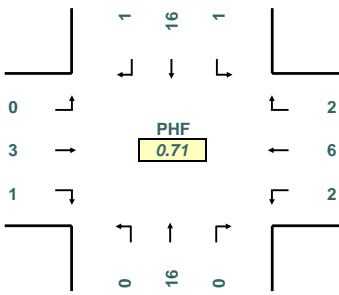
START TIME: 7:00 AM
 END TIME: 9:00 AM
 DATE: 4/10/2007



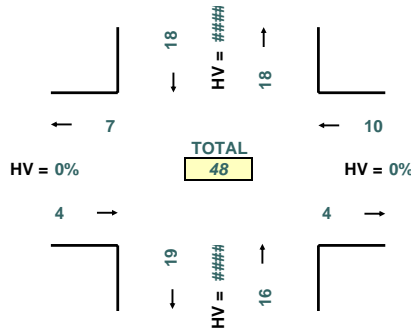
16285 SW 85th Avenue, Ste. 302
 Tigard, OR 97224
 Phone: 503-620-4242
 Fax: 503 620-4545

www.qualitycounts.net

PEAK HOUR TURNING MOVEMENTS



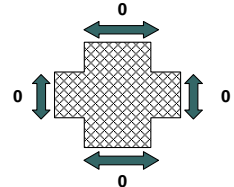
PEAK HOUR LINK VOLUMES



PEAK HOUR: 7:45 AM TO 8:45 AM

PEAK 15 MINUTES: 8:30 AM TO 8:45 AM

PEAK HOUR PED CROSSING VOLUMES



5-MINUTE COUNT PERIOD BEGINNING AT	Main St-- (Southbound)			33rd St-- (Westbound)			Main St-- (Northbound)			33rd St-- (Eastbound)			Crosswalk Usage (Peds By Approach)				TOTAL	
	Right	Thru	Left	Right	Thru	Left	Right	Thru	Left	Right	Thru	Left	North	East	South	West	Veh	Peds
7:00 AM	0	1	0	0	0	0	0	0	0	0	0	0	0	0	0	0	1	0
7:05 AM	0	1	0	0	0	0	0	0	0	0	1	0	0	0	0	0	2	0
7:10 AM	0	0	0	0	1	0	0	0	0	0	0	0	0	0	0	0	1	0
7:15 AM	0	1	0	0	0	0	0	0	1	0	0	0	0	0	1	0	3	1
7:20 AM	0	1	0	0	1	0	0	1	1	0	0	0	0	0	0	0	4	0
7:25 AM	0	1	0	0	0	0	0	0	0	0	0	0	0	0	0	0	1	0
7:30 AM	0	4	0	0	0	0	1	1	0	0	0	0	0	0	0	0	6	0
7:35 AM	0	0	0	0	0	0	0	1	0	0	0	0	0	0	0	0	1	0
7:40 AM	0	3	0	0	0	0	1	1	0	0	0	0	0	0	0	0	5	0
7:45 AM	0	2	0	0	0	0	0	1	0	0	0	0	0	0	0	0	3	0
7:50 AM	0	2	0	0	0	0	0	3	0	0	1	0	0	0	0	0	6	0
7:55 AM	0	1	0	0	1	0	0	0	0	0	0	0	0	0	0	0	2	0
8:00 AM	0	3	0	1	2	0	0	2	0	0	0	0	0	0	0	0	8	0
8:05 AM	0	1	0	0	0	0	0	0	0	0	0	0	0	0	0	0	1	0
8:10 AM	0	1	1	0	0	0	0	0	0	0	0	0	0	0	0	0	2	0
8:15 AM	1	0	0	0	0	1	0	1	0	0	0	0	0	0	0	0	3	0
8:20 AM	0	0	0	0	0	0	0	1	0	1	1	0	0	0	0	0	3	0
8:25 AM	0	1	0	0	1	0	0	1	0	0	0	0	0	0	0	0	3	0
8:30 AM	0	2	0	0	0	0	0	3	0	0	1	0	0	0	0	0	6	0
8:35 AM	0	2	0	0	1	1	0	0	0	0	0	0	0	0	0	0	4	0
8:40 AM	0	1	0	1	1	0	0	4	0	0	0	0	0	0	0	0	7	0
8:45 AM	0	1	0	0	0	0	0	0	0	0	0	0	0	0	0	0	1	0
8:50 AM	0	0	0	0	0	0	0	1	0	0	0	0	0	0	0	0	1	0
8:55 AM	0	2	0	0	0	0	0	4	0	0	0	0	0	0	0	0	6	0
HOURLY TOTALS	Southbound			Westbound			Northbound			Eastbound			Pedestrians By Approach				TOTAL	
7:00 AM	0	17	0	0	3	0	2	9	1	0	3	0	0	0	1	0	35	1
7:15 AM	0	20	1	1	4	0	2	11	1	0	2	0	0	0	1	0	42	1
7:30 AM	1	18	1	1	4	1	2	12	0	1	2	0	0	0	0	0	43	0
7:45 AM	1	16	1	2	6	2	0	16	0	1	3	0	0	0	0	0	48	0
8:00 AM	1	14	1	2	5	2	0	17	0	1	2	0	0	0	0	0	45	0

INTERSECTION: *Main St--/E 39th St--*
 PROJECT ID#: _____
 QC JOB #: 10247014

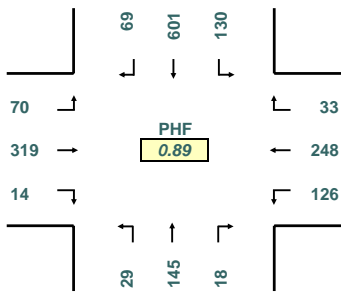
START TIME: 7:00 AM
 END TIME: 9:00 AM
 DATE: 4/10/2007



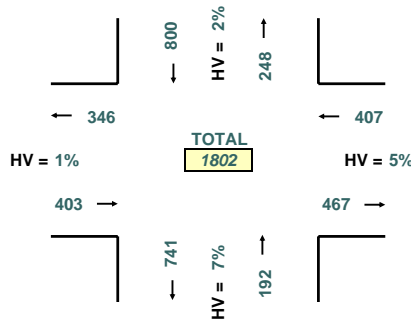
16285 SW 85th Avenue, Ste. 302
 Tigard, OR 97224
 Phone: 503-620-4242
 Fax: 503 620-4545

www.qualitycounts.net

PEAK HOUR TURNING MOVEMENTS



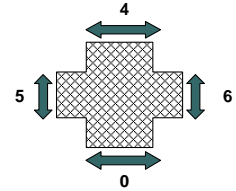
PEAK HOUR LINK VOLUMES



PEAK HOUR: 7:30 AM TO 8:30 AM

PEAK 15 MINUTES: 7:30 AM TO 7:45 AM

PEAK HOUR PED CROSSING VOLUMES



5-MINUTE COUNT PERIOD	Main St-- (Southbound)			E 39th St-- (Westbound)			Main St-- (Northbound)			E 39th St-- (Eastbound)			Crosswalk Usage (Peds By Approach)				TOTAL	
	Right	Thru	Left	Right	Thru	Left	Right	Thru	Left	Right	Thru	Left	North	East	South	West	Veh	Peds
7:00 AM	3	31	7	3	11	1	2	5	0	2	23	5	0	0	1	0	93	1
7:05 AM	6	40	5	2	5	3	1	12	3	2	26	5	0	0	0	0	110	0
7:10 AM	10	34	6	1	7	2	3	8	2	2	28	2	0	0	0	1	105	1
7:15 AM	5	37	14	4	9	6	2	5	3	3	23	6	0	3	0	0	117	3
7:20 AM	9	47	8	8	10	10	2	7	0	6	25	2	0	0	0	0	134	0
7:25 AM	6	40	4	2	20	11	1	5	2	2	45	3	0	0	0	0	141	0
7:30 AM	5	62	8	5	21	9	0	7	2	1	17	6	0	0	0	0	143	0
7:35 AM	8	77	28	2	17	11	1	8	1	1	30	6	1	1	0	0	190	2
7:40 AM	7	78	9	0	20	10	1	15	1	3	22	6	1	1	0	0	172	2
7:45 AM	6	67	8	2	18	15	2	6	5	0	39	6	0	0	0	0	174	0
7:50 AM	7	65	10	4	15	16	1	12	1	3	16	9	0	0	0	3	159	3
7:55 AM	6	42	10	4	27	20	2	14	1	1	27	5	0	0	0	0	159	0
8:00 AM	6	30	7	1	21	13	3	8	3	1	22	1	0	0	0	1	116	1
8:05 AM	3	37	6	3	15	9	4	11	1	1	24	5	0	0	0	0	119	0
8:10 AM	4	44	9	3	28	6	1	13	2	0	24	3	0	1	0	1	137	2
8:15 AM	6	36	10	3	24	3	2	17	4	1	33	4	0	2	0	0	143	2
8:20 AM	6	45	14	1	23	5	0	22	6	2	25	14	1	1	0	0	163	2
8:25 AM	5	18	11	5	19	9	1	12	2	0	40	5	1	0	0	0	127	1
8:30 AM	7	37	5	5	14	12	4	16	2	3	36	6	3	1	0	0	147	4
8:35 AM	4	42	15	0	16	7	3	19	1	2	29	6	3	0	0	1	144	4
8:40 AM	3	29	9	2	19	7	2	21	2	2	30	9	0	1	0	0	135	1
8:45 AM	8	33	9	1	8	8	9	14	3	2	24	6	0	0	0	2	125	2
8:50 AM	6	36	7	5	10	7	3	14	3	3	38	5	2	0	0	4	137	6
8:55 AM	5	37	12	6	34	12	6	10	5	5	24	14	0	0	0	0	170	0
HOURLY TOTALS	Southbound			Westbound			Northbound			Eastbound			Pedestrians By Approach				TOTAL	
7:00 AM	78	620	117	37	180	114	18	104	21	26	321	61	2	5	1	4	1697	12
7:15 AM	72	626	121	38	221	136	20	111	22	22	314	58	2	6	0	5	1761	13
7:30 AM	69	601	130	33	248	126	18	145	29	14	319	70	4	6	0	5	1802	15
7:45 AM	63	492	114	33	239	122	25	171	30	16	345	73	8	6	0	6	1723	20
8:00 AM	63	424	114	35	231	98	38	177	34	22	349	78	10	6	0	9	1663	25

INTERSECTION: *Main St--/E 39th St--*
 PROJECT ID#:
 QC JOB #: 10247014

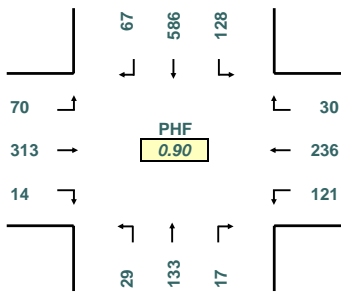
START TIME: 7:00 AM
 END TIME: 9:00 AM
 DATE: 4/10/2007



16285 SW 85th Avenue, Ste. 302
 Tigard, OR 97224
 Phone: 503-620-4242
 Fax: 503 620-4545

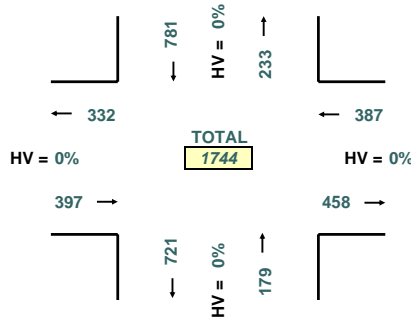
www.qualitycounts.net

PEAK HOUR TURNING MOVEMENTS



PHF
0.90

PEAK HOUR LINK VOLUMES

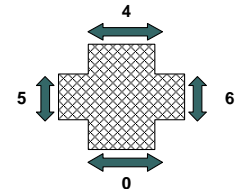


TOTAL
1744

PEAK HOUR: 7:30 AM TO 8:30 AM

PEAK 15 MINUTES: 7:30 AM TO 7:45 AM

PEAK HOUR PED CROSSING VOLUMES



5-MINUTE COUNT PERIOD BEGINNING AT	Main St-- (Southbound)			E 39th St-- (Westbound)			Main St-- (Northbound)			E 39th St-- (Eastbound)			Crosswalk Usage (Peds By Approach)				TOTAL	
	Right	Thru	Left	Right	Thru	Left	Right	Thru	Left	Right	Thru	Left	North	East	South	West	Veh	Peds
7:00 AM	3	30	7	3	11	1	2	5	0	2	23	5	0	0	1	0	92	1
7:05 AM	6	39	5	2	5	3	1	12	3	2	25	5	0	0	0	0	108	0
7:10 AM	10	34	6	1	7	2	3	8	2	2	25	2	0	0	0	1	102	1
7:15 AM	4	36	14	4	9	6	2	5	3	3	23	6	0	3	0	0	115	3
7:20 AM	9	47	8	8	9	10	2	5	0	6	25	1	0	0	0	0	130	0
7:25 AM	6	38	4	2	18	11	1	5	2	2	43	3	0	0	0	0	135	0
7:30 AM	5	58	8	4	20	9	0	7	2	1	17	6	0	0	0	0	137	0
7:35 AM	8	76	26	2	15	11	1	7	1	1	29	6	1	1	0	0	183	2
7:40 AM	7	78	9	0	19	8	1	13	1	3	22	6	1	1	0	0	167	2
7:45 AM	6	67	8	2	17	14	2	6	5	0	39	6	0	0	0	0	172	0
7:50 AM	6	63	10	4	15	16	0	10	1	3	16	9	0	0	0	3	153	3
7:55 AM	6	42	10	4	27	20	2	12	1	1	27	5	0	0	0	0	157	0
8:00 AM	6	26	7	1	21	12	3	8	3	1	21	1	0	0	0	1	110	1
8:05 AM	3	37	6	3	15	9	4	10	1	1	22	5	0	0	0	0	116	0
8:10 AM	3	43	9	3	26	6	1	12	2	0	24	3	0	1	0	1	132	2
8:15 AM	6	36	10	3	21	2	2	16	4	1	31	4	0	2	0	0	136	2
8:20 AM	6	44	14	0	22	5	0	22	6	2	25	14	1	1	0	0	160	2
8:25 AM	5	16	11	4	18	9	1	10	2	0	40	5	1	0	0	0	121	1
8:30 AM	7	36	5	3	13	12	4	14	1	3	34	5	3	1	0	0	137	4
8:35 AM	4	41	14	0	13	6	3	18	1	2	28	6	3	0	0	1	136	4
8:40 AM	2	25	9	2	14	7	2	17	2	2	28	9	0	1	0	0	119	1
8:45 AM	8	33	9	0	7	8	9	14	3	2	22	6	0	0	0	2	121	2
8:50 AM	6	36	7	5	10	7	3	13	3	3	33	5	2	0	0	4	131	6
8:55 AM	5	35	12	5	33	12	6	7	5	5	22	14	0	0	0	0	161	0
HOURLY TOTALS	Southbound			Westbound			Northbound			Eastbound			Pedestrians By Approach				TOTAL	
7:00 AM	76	608	115	36	172	111	17	95	21	26	314	60	2	5	1	4	1651	12
7:15 AM	69	611	119	37	211	132	19	100	22	22	308	57	2	6	0	5	1707	13
7:30 AM	67	586	128	30	236	121	17	133	29	14	313	70	4	6	0	5	1744	15
7:45 AM	60	476	113	29	222	118	24	155	29	16	335	72	8	6	0	6	1649	20
8:00 AM	61	408	113	29	213	95	38	161	33	22	330	77	10	6	0	9	1580	25

INTERSECTION: *Main St--/E 39th St--*
 PROJECT ID#:
 QC JOB #: 10247014

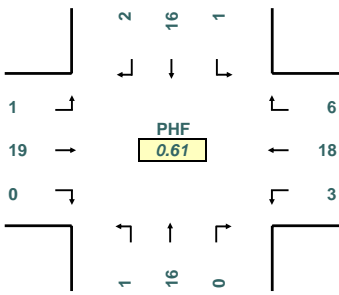
START TIME: 7:00 AM
 END TIME: 9:00 AM
 DATE: 4/10/2007



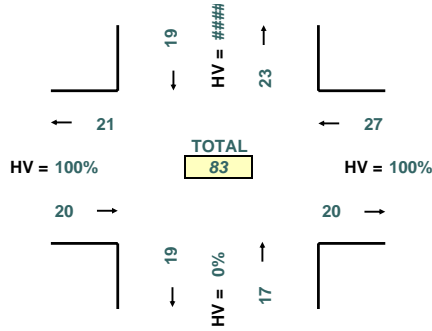
16285 SW 85th Avenue, Ste. 302
 Tigard, OR 97224
 Phone: 503-620-4242
 Fax: 503 620-4545

www.qualitycounts.net

PEAK HOUR TURNING MOVEMENTS



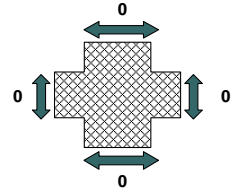
PEAK HOUR LINK VOLUMES



PEAK HOUR: 8:00 AM TO 9:00 AM

PEAK 15 MINUTES: 8:30 AM TO 8:45 AM

PEAK HOUR PED CROSSING VOLUMES



5-MINUTE COUNT PERIOD BEGINNING AT	Main St-- (Southbound)			E 39th St-- (Westbound)			Main St-- (Northbound)			E 39th St-- (Eastbound)			Crosswalk Usage (Peds By Approach)				TOTAL	
	Right	Thru	Left	Right	Thru	Left	Right	Thru	Left	Right	Thru	Left	North	East	South	West	Veh	Peds
7:00 AM	0	1	0	0	0	0	0	0	0	0	0	0	0	0	0	0	1	0
7:05 AM	0	1	0	0	0	0	0	0	0	0	1	0	0	0	0	0	2	0
7:10 AM	0	0	0	0	0	0	0	0	0	0	3	0	0	0	0	0	3	0
7:15 AM	1	1	0	0	0	0	0	0	0	0	0	0	0	0	0	0	2	0
7:20 AM	0	0	0	0	1	0	0	2	0	0	0	1	0	0	0	0	4	0
7:25 AM	0	2	0	0	2	0	0	0	0	0	2	0	0	0	0	0	6	0
7:30 AM	0	4	0	1	1	0	0	0	0	0	0	0	0	0	0	0	6	0
7:35 AM	0	1	2	0	2	0	0	1	0	0	1	0	0	0	0	0	7	0
7:40 AM	0	0	0	0	1	2	0	2	0	0	0	0	0	0	0	0	5	0
7:45 AM	0	0	0	0	1	1	0	0	0	0	0	0	0	0	0	0	2	0
7:50 AM	1	2	0	0	0	0	1	2	0	0	0	0	0	0	0	0	6	0
7:55 AM	0	0	0	0	0	0	0	2	0	0	0	0	0	0	0	0	2	0
8:00 AM	0	4	0	0	0	1	0	0	0	0	1	0	0	0	0	0	6	0
8:05 AM	0	0	0	0	0	0	0	1	0	0	2	0	0	0	0	0	3	0
8:10 AM	1	1	0	0	2	0	0	1	0	0	0	0	0	0	0	0	5	0
8:15 AM	0	0	0	0	3	1	0	1	0	0	2	0	0	0	0	0	7	0
8:20 AM	0	1	0	1	1	0	0	0	0	0	0	0	0	0	0	0	3	0
8:25 AM	0	2	0	1	1	0	0	2	0	0	0	0	0	0	0	0	6	0
8:30 AM	0	1	0	2	1	0	0	2	1	0	2	1	0	0	0	0	10	0
8:35 AM	0	1	1	0	3	1	0	1	0	0	1	0	0	0	0	0	8	0
8:40 AM	1	4	0	0	5	0	0	4	0	0	2	0	0	0	0	0	16	0
8:45 AM	0	0	0	1	1	0	0	0	0	0	2	0	0	0	0	0	4	0
8:50 AM	0	0	0	0	0	0	0	1	0	0	5	0	0	0	0	0	6	0
8:55 AM	0	2	0	1	1	0	0	3	0	0	2	0	0	0	0	0	9	0
HOURLY TOTALS	Southbound			Westbound			Northbound			Eastbound			Pedestrians By Approach				TOTAL	
7:00 AM	2	12	2	1	8	3	1	9	0	0	7	1	0	0	0	0	46	0
7:15 AM	3	15	2	1	10	4	1	11	0	0	6	1	0	0	0	0	54	0
7:30 AM	2	15	2	3	12	5	1	12	0	0	6	0	0	0	0	0	58	0
7:45 AM	3	16	1	4	17	4	1	16	1	0	10	1	0	0	0	0	74	0
8:00 AM	2	16	1	6	18	3	0	16	1	0	19	1	0	0	0	0	83	0

INTERSECTION: *F St--E 39th St--*
 PROJECT ID#:
 QC JOB #: 10247015

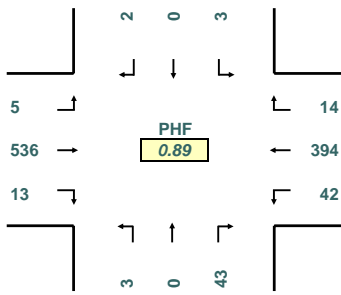
START TIME: 7:00 AM
 END TIME: 9:00 AM
 DATE: 4/10/2007



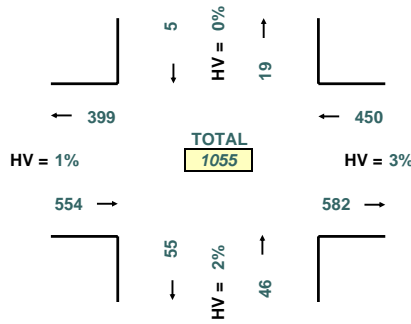
16285 SW 85th Avenue, Ste. 302
 Tigard, OR 97224
 Phone: 503-620-4242
 Fax: 503 620-4545

www.qualitycounts.net

PEAK HOUR TURNING MOVEMENTS



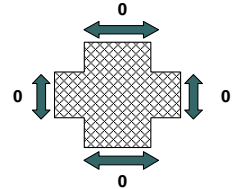
PEAK HOUR LINK VOLUMES



PEAK HOUR: 8:00 AM TO 9:00 AM

PEAK 15 MINUTES: 8:15 AM TO 8:30 AM

PEAK HOUR PED CROSSING VOLUMES



5-MINUTE COUNT PERIOD BEGINNING AT	<i>F St--</i> (Southbound)			<i>E 39th St--</i> (Westbound)			<i>F St--</i> (Northbound)			<i>E 39th St--</i> (Eastbound)			Crosswalk Usage (Peds By Approach)				TOTAL	
	Right	Thru	Left	Right	Thru	Left	Right	Thru	Left	Right	Thru	Left	North	East	South	West	Veh	Peds
7:00 AM	0	0	1	1	15	3	3	0	0	0	32	0	0	0	0	0	55	0
7:05 AM	0	0	0	0	13	4	2	0	1	0	37	0	0	0	0	0	57	0
7:10 AM	0	0	0	0	13	2	3	0	1	0	39	0	0	0	0	0	58	0
7:15 AM	0	0	0	0	25	1	1	0	0	2	42	0	0	0	0	0	71	0
7:20 AM	2	0	1	0	26	2	0	0	0	0	30	0	0	0	0	0	61	0
7:25 AM	0	0	0	0	37	3	0	0	0	3	53	0	0	0	0	0	96	0
7:30 AM	1	0	0	1	36	7	1	0	0	1	33	0	0	0	0	0	80	0
7:35 AM	0	0	0	0	34	5	0	0	0	1	52	0	0	0	0	0	92	0
7:40 AM	0	0	0	0	33	1	2	0	0	1	39	0	0	0	0	0	76	0
7:45 AM	0	0	0	1	38	6	0	0	0	1	49	0	0	0	0	0	95	0
7:50 AM	0	0	0	0	37	5	1	0	0	0	26	0	0	0	0	0	69	0
7:55 AM	0	0	1	2	47	1	2	0	1	2	41	0	0	0	0	0	97	0
8:00 AM	0	0	0	0	44	4	2	0	0	1	38	0	0	0	0	0	89	0
8:05 AM	1	0	0	1	24	1	2	0	0	0	35	0	0	0	0	0	64	0
8:10 AM	0	0	1	0	36	3	5	0	0	1	39	1	0	0	0	0	86	0
8:15 AM	0	0	0	1	39	3	5	0	1	1	47	0	0	0	0	0	97	0
8:20 AM	1	0	0	1	26	7	3	0	0	1	38	1	0	0	0	0	78	0
8:25 AM	0	0	0	1	47	3	10	0	1	0	61	0	0	0	0	0	123	0
8:30 AM	0	0	0	2	25	2	2	0	0	2	50	1	0	0	0	0	84	0
8:35 AM	0	0	0	3	25	0	4	0	0	1	49	0	0	0	0	0	82	0
8:40 AM	0	0	0	1	29	3	5	0	0	3	44	0	0	0	0	0	85	0
8:45 AM	0	0	0	3	20	3	3	0	1	1	51	1	0	0	0	0	83	0
8:50 AM	0	0	2	1	35	5	1	0	0	2	43	0	0	0	0	0	89	0
8:55 AM	0	0	0	0	44	8	1	0	0	0	41	1	0	0	0	0	95	0
HOURLY TOTALS	Southbound			Westbound			Northbound			Eastbound			Pedestrians By Approach				TOTAL	
7:00 AM	3	0	3	5	354	40	15	0	3	11	473	0	0	0	0	0	907	0
7:15 AM	4	0	3	5	417	39	16	0	1	13	477	1	0	0	0	0	976	0
7:30 AM	3	0	2	8	441	46	33	0	3	10	498	2	0	0	0	0	1046	0
7:45 AM	2	0	2	13	417	38	41	0	3	13	517	3	0	0	0	0	1049	0
8:00 AM	2	0	3	14	394	42	43	0	3	13	536	5	0	0	0	0	1055	0

INTERSECTION: *F St--E 39th St--*
 PROJECT ID#:
 QC JOB #: 10247015

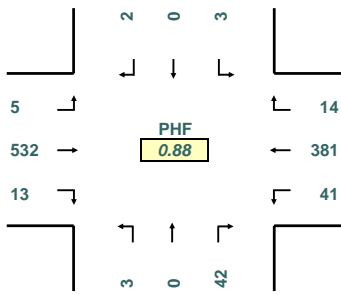
START TIME: 7:00 AM
 END TIME: 9:00 AM
 DATE: 4/10/2007



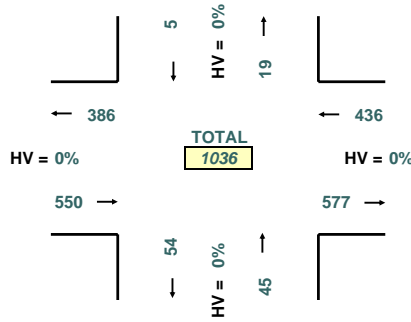
16285 SW 85th Avenue, Ste. 302
 Tigard, OR 97224
 Phone: 503-620-4242
 Fax: 503 620-4545

www.qualitycounts.net

PEAK HOUR TURNING MOVEMENTS



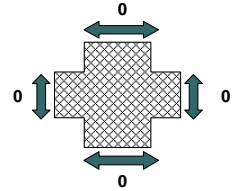
PEAK HOUR LINK VOLUMES



PEAK HOUR: 8:00 AM TO 9:00 AM

PEAK 15 MINUTES: 8:15 AM TO 8:30 AM

PEAK HOUR PED CROSSING VOLUMES



5-MINUTE COUNT PERIOD BEGINNING AT	<i>F St--</i> (Southbound)			<i>E 39th St--</i> (Westbound)			<i>F St--</i> (Northbound)			<i>E 39th St--</i> (Eastbound)			Crosswalk Usage (Peds By Approach)				TOTAL	
	Right	Thru	Left	Right	Thru	Left	Right	Thru	Left	Right	Thru	Left	North	East	South	West	Veh	Peds
7:00 AM	0	0	1	1	15	2	2	0	0	0	32	0	0	0	0	0	53	0
7:05 AM	0	0	0	0	13	4	2	0	1	0	37	0	0	0	0	0	57	0
7:10 AM	0	0	0	0	13	2	3	0	1	0	39	0	0	0	0	0	58	0
7:15 AM	0	0	0	0	25	1	1	0	0	2	42	0	0	0	0	0	71	0
7:20 AM	1	0	1	0	25	2	0	0	0	0	30	0	0	0	0	0	59	0
7:25 AM	0	0	0	0	36	3	0	0	0	3	53	0	0	0	0	0	95	0
7:30 AM	1	0	0	1	34	7	1	0	0	1	33	0	0	0	0	0	78	0
7:35 AM	0	0	0	0	33	5	0	0	0	1	51	0	0	0	0	0	90	0
7:40 AM	0	0	0	0	33	1	2	0	0	1	39	0	0	0	0	0	76	0
7:45 AM	0	0	0	1	38	6	0	0	0	1	49	0	0	0	0	0	95	0
7:50 AM	0	0	0	0	37	5	1	0	0	0	24	0	0	0	0	0	67	0
7:55 AM	0	0	0	1	46	1	2	0	0	1	41	0	0	0	0	0	92	0
8:00 AM	0	0	0	0	44	4	2	0	0	1	38	0	0	0	0	0	89	0
8:05 AM	1	0	0	1	24	1	2	0	0	0	35	0	0	0	0	0	64	0
8:10 AM	0	0	1	0	35	3	5	0	0	1	39	1	0	0	0	0	85	0
8:15 AM	0	0	0	1	36	3	5	0	1	1	47	0	0	0	0	0	94	0
8:20 AM	1	0	0	1	25	6	3	0	0	1	38	1	0	0	0	0	76	0
8:25 AM	0	0	0	1	47	3	10	0	1	0	61	0	0	0	0	0	123	0
8:30 AM	0	0	0	2	23	2	2	0	0	2	50	1	0	0	0	0	82	0
8:35 AM	0	0	0	3	23	0	4	0	0	1	48	0	0	0	0	0	79	0
8:40 AM	0	0	0	1	27	3	4	0	0	3	44	0	0	0	0	0	82	0
8:45 AM	0	0	0	3	20	3	3	0	1	1	49	1	0	0	0	0	81	0
8:50 AM	0	0	2	1	35	5	1	0	0	2	43	0	0	0	0	0	89	0
8:55 AM	0	0	0	0	42	8	1	0	0	0	40	1	0	0	0	0	92	0
HOURLY TOTALS	Southbound			Westbound			Northbound			Eastbound			Pedestrians By Approach				TOTAL	
7:00 AM	2	0	2	4	348	39	14	0	2	10	470	0	0	0	0	0	891	0
7:15 AM	3	0	2	4	410	39	16	0	0	12	474	1	0	0	0	0	961	0
7:30 AM	3	0	1	7	432	45	33	0	2	9	495	2	0	0	0	0	1029	0
7:45 AM	2	0	1	12	405	37	40	0	2	12	514	3	0	0	0	0	1028	0
8:00 AM	2	0	3	14	381	41	42	0	3	13	532	5	0	0	0	0	1036	0

INTERSECTION: *F St--E 39th St--*
 PROJECT ID#:
 QC JOB #: 10247015

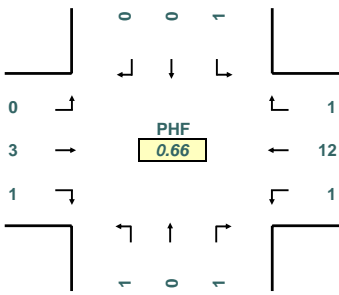
START TIME: 7:00 AM
 END TIME: 9:00 AM
 DATE: 4/10/2007



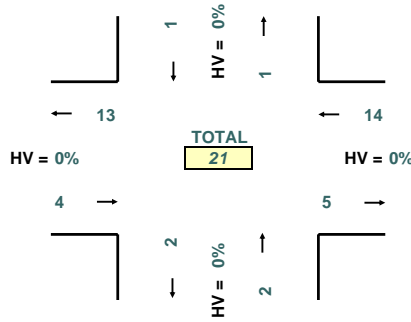
16285 SW 85th Avenue, Ste. 302
 Tigard, OR 97224
 Phone: 503-620-4242
 Fax: 503 620-4545

www.qualitycounts.net

PEAK HOUR TURNING MOVEMENTS



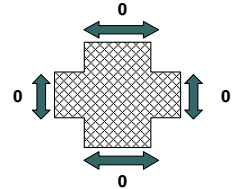
PEAK HOUR LINK VOLUMES



PEAK HOUR: 7:45 AM TO 8:45 AM

PEAK 15 MINUTES: 8:30 AM TO 8:45 AM

PEAK HOUR PED CROSSING VOLUMES



5-MINUTE COUNT PERIOD BEGINNING AT	F St-- (Southbound)			E 39th St-- (Westbound)			F St-- (Northbound)			E 39th St-- (Eastbound)			Crosswalk Usage (Peds By Approach)				TOTAL	
	Right	Thru	Left	Right	Thru	Left	Right	Thru	Left	Right	Thru	Left	North	East	South	West	Veh	Peds
7:00 AM	0	0	0	0	0	1	1	0	0	0	0	0	0	0	0	0	2	0
7:05 AM	0	0	0	0	0	0	0	0	0	0	0	0	0	0	0	0	0	0
7:10 AM	0	0	0	0	0	0	0	0	0	0	0	0	0	0	0	0	0	0
7:15 AM	0	0	0	0	0	0	0	0	0	0	0	0	0	0	0	0	0	0
7:20 AM	1	0	0	0	1	0	0	0	0	0	0	0	0	0	0	0	2	0
7:25 AM	0	0	0	0	1	0	0	0	0	0	0	0	0	0	0	0	1	0
7:30 AM	0	0	0	0	2	0	0	0	0	0	0	0	0	0	0	0	2	0
7:35 AM	0	0	0	0	1	0	0	0	0	1	0	0	0	0	0	0	2	0
7:40 AM	0	0	0	0	0	0	0	0	0	0	0	0	0	0	0	0	0	0
7:45 AM	0	0	0	0	0	0	0	0	0	0	0	0	0	0	0	0	0	0
7:50 AM	0	0	0	0	0	0	0	0	0	2	0	0	0	0	0	0	2	0
7:55 AM	0	0	1	1	1	0	0	0	1	1	0	0	0	0	0	0	5	0
8:00 AM	0	0	0	0	0	0	0	0	0	0	0	0	0	0	0	0	0	0
8:05 AM	0	0	0	0	0	0	0	0	0	0	0	0	0	0	0	0	0	0
8:10 AM	0	0	0	0	1	0	0	0	0	0	0	0	0	0	0	0	1	0
8:15 AM	0	0	0	0	3	0	0	0	0	0	0	0	0	0	0	0	3	0
8:20 AM	0	0	0	0	1	1	0	0	0	0	0	0	0	0	0	0	2	0
8:25 AM	0	0	0	0	0	0	0	0	0	0	0	0	0	0	0	0	0	0
8:30 AM	0	0	0	0	2	0	0	0	0	0	0	0	0	0	0	0	2	0
8:35 AM	0	0	0	0	2	0	0	0	0	1	0	0	0	0	0	0	3	0
8:40 AM	0	0	0	0	2	0	1	0	0	0	0	0	0	0	0	0	3	0
8:45 AM	0	0	0	0	0	0	0	0	0	2	0	0	0	0	0	0	2	0
8:50 AM	0	0	0	0	0	0	0	0	0	0	0	0	0	0	0	0	0	0
8:55 AM	0	0	0	0	2	0	0	0	0	1	0	0	0	0	0	0	3	0
HOURLY TOTALS	Southbound			Westbound			Northbound			Eastbound			Pedestrians By Approach				TOTAL	
	Right	Thru	Left	Right	Thru	Left	Right	Thru	Left	Right	Thru	Left	North	East	South	West	Veh	Peds
7:00 AM	1	0	1	1	6	1	1	0	1	1	3	0	0	0	0	0	16	0
7:15 AM	1	0	1	1	7	0	0	0	1	1	3	0	0	0	0	0	15	0
7:30 AM	0	0	1	1	9	1	0	0	1	1	3	0	0	0	0	0	17	0
7:45 AM	0	0	1	1	12	1	1	0	1	1	3	0	0	0	0	0	21	0
8:00 AM	0	0	0	0	13	1	1	0	0	0	4	0	0	0	0	0	19	0

INTERSECTION: *P St--/E 39th St--*
 PROJECT ID#: _____
 QC JOB #: 10247027

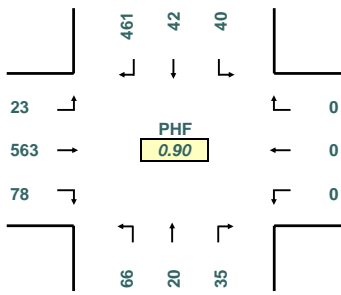
START TIME: 7:00 AM
 END TIME: 9:00 AM
 DATE: 4/10/2007



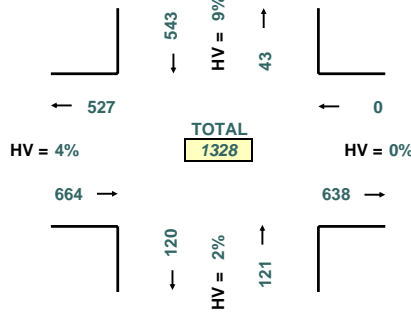
16285 SW 85th Avenue, Ste. 302
 Tigard, OR 97224
 Phone: 503-620-4242
 Fax: 503 620-4545

www.qualitycounts.net

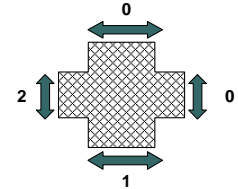
PEAK HOUR TURNING MOVEMENTS



PEAK HOUR LINK VOLUMES



PEAK HOUR PED CROSSING VOLUMES



PEAK HOUR: 7:30 AM TO 8:30 AM

PEAK 15 MINUTES: 7:45 AM TO 8:00 AM

5-MINUTE COUNT PERIOD BEGINNING AT	<i>P St--</i> (Southbound)			<i>E 39th St--</i> (Westbound)			<i>P St--</i> (Northbound)			<i>E 39th St--</i> (Eastbound)			Crosswalk Usage (Peds By Approach)				TOTAL	
	Right	Thru	Left	Right	Thru	Left	Right	Thru	Left	Right	Thru	Left	North	East	South	West	Veh	Peds
7:00 AM	12	4	4	0	0	0	0	1	8	6	34	0	0	0	0	0	69	0
7:05 AM	26	1	3	0	0	0	4	1	4	5	30	3	0	0	0	0	77	0
7:10 AM	31	3	4	0	0	0	1	0	2	4	43	0	0	0	0	0	88	0
7:15 AM	35	1	2	0	0	0	3	1	3	1	46	0	0	0	0	0	92	0
7:20 AM	33	6	5	0	0	0	1	1	2	3	46	0	1	0	0	0	97	1
7:25 AM	32	3	4	0	0	0	5	0	5	9	48	1	2	0	0	0	107	2
7:30 AM	43	5	5	0	0	0	3	2	5	5	50	2	0	0	0	0	120	0
7:35 AM	32	6	2	0	0	0	0	1	7	13	58	0	0	0	1	0	119	1
7:40 AM	47	3	8	0	0	0	6	3	4	5	48	3	0	0	0	0	127	0
7:45 AM	33	2	8	0	0	0	2	4	5	10	55	0	0	0	0	0	119	0
7:50 AM	48	6	2	0	0	0	4	0	4	6	58	2	0	0	0	0	130	0
7:55 AM	34	5	2	0	0	0	3	2	4	11	58	2	0	0	0	0	121	0
8:00 AM	37	2	3	0	0	0	5	0	6	2	37	3	0	0	0	0	95	0
8:05 AM	36	2	5	0	0	0	2	3	8	5	39	0	0	0	0	0	100	0
8:10 AM	42	7	0	0	0	0	2	1	6	4	38	0	0	0	0	0	100	0
8:15 AM	38	0	2	0	0	0	3	1	2	12	50	5	0	0	0	0	113	0
8:20 AM	39	0	1	0	0	0	3	1	7	1	37	3	0	0	0	0	92	0
8:25 AM	32	4	2	0	0	0	2	2	8	4	35	3	0	0	0	2	92	2
8:30 AM	42	6	0	0	0	0	1	1	6	7	50	0	0	1	0	0	113	1
8:35 AM	37	4	3	0	0	0	2	2	5	5	38	1	0	0	1	0	97	1
8:40 AM	27	2	4	0	0	0	3	2	4	3	49	0	0	0	1	0	94	1
8:45 AM	30	4	2	0	0	0	5	1	8	4	40	2	0	0	0	1	96	1
8:50 AM	45	0	4	0	0	0	5	1	9	8	48	2	0	0	0	2	122	2
8:55 AM	27	5	2	0	0	0	1	1	3	2	40	4	0	0	0	0	85	0
HOURLY TOTALS	Southbound			Westbound			Northbound			Eastbound			Pedestrians By Approach				TOTAL	
7:00 AM	406	45	49	0	0	0	32	16	53	78	574	13	3	0	1	0	1266	4
7:15 AM	452	48	46	0	0	0	36	18	59	74	581	13	3	0	1	0	1327	4
7:30 AM	461	42	40	0	0	0	35	20	66	78	563	23	0	0	1	2	1328	3
7:45 AM	445	40	32	0	0	0	32	19	65	70	544	19	0	1	2	2	1266	5
8:00 AM	432	36	28	0	0	0	34	16	72	57	501	23	0	1	2	5	1199	8

INTERSECTION: *P St--/E 39th St--*
 PROJECT ID#:
 QC JOB #: 10247027

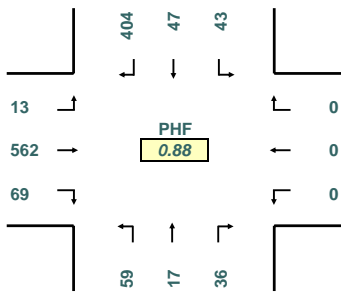
START TIME: 7:00 AM
 END TIME: 9:00 AM
 DATE: 4/10/2007



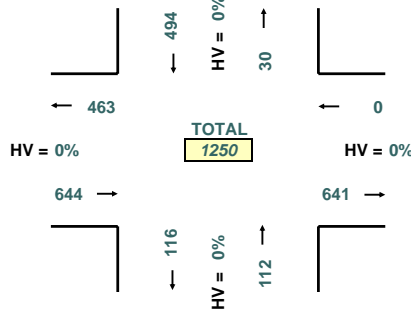
16285 SW 85th Avenue, Ste. 302
 Tigard, OR 97224
 Phone: 503-620-4242
 Fax: 503 620-4545

www.qualitycounts.net

PEAK HOUR TURNING MOVEMENTS



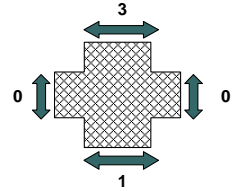
PEAK HOUR LINK VOLUMES



PEAK HOUR: 7:15 AM TO 8:15 AM

PEAK 15 MINUTES: 7:45 AM TO 8:00 AM

PEAK HOUR PED CROSSING VOLUMES



5-MINUTE COUNT PERIOD BEGINNING AT	<i>P St--</i> (Southbound)			<i>E 39th St--</i> (Westbound)			<i>P St--</i> (Northbound)			<i>E 39th St--</i> (Eastbound)			Crosswalk Usage (Peds By Approach)				TOTAL	
	Right	Thru	Left	Right	Thru	Left	Right	Thru	Left	Right	Thru	Left	North	East	South	West	Veh	Peds
7:00 AM	11	4	4	0	0	0	0	1	7	6	33	0	0	0	0	0	66	0
7:05 AM	25	1	3	0	0	0	4	1	4	5	30	3	0	0	0	0	76	0
7:10 AM	23	3	4	0	0	0	1	0	2	4	40	0	0	0	0	0	77	0
7:15 AM	31	1	2	0	0	0	3	1	3	1	45	0	0	0	0	0	87	0
7:20 AM	28	6	5	0	0	0	1	1	2	3	44	0	1	0	0	0	90	1
7:25 AM	28	3	3	0	0	0	5	0	5	8	48	1	2	0	0	0	101	2
7:30 AM	37	5	5	0	0	0	3	2	5	5	46	2	0	0	0	0	110	0
7:35 AM	24	6	1	0	0	0	0	1	7	12	56	0	0	0	1	0	107	1
7:40 AM	44	3	8	0	0	0	6	2	4	5	46	3	0	0	0	0	121	0
7:45 AM	30	2	8	0	0	0	2	4	5	10	55	0	0	0	0	0	116	0
7:50 AM	46	5	2	0	0	0	4	0	4	5	55	2	0	0	0	0	123	0
7:55 AM	32	5	2	0	0	0	3	2	4	10	58	2	0	0	0	0	118	0
8:00 AM	35	2	3	0	0	0	5	0	6	2	36	3	0	0	0	0	92	0
8:05 AM	31	2	4	0	0	0	2	3	8	4	36	0	0	0	0	0	90	0
8:10 AM	38	7	0	0	0	0	2	1	6	4	37	0	0	0	0	0	95	0
8:15 AM	35	0	2	0	0	0	3	1	2	12	48	3	0	0	0	0	106	0
8:20 AM	35	0	1	0	0	0	2	1	7	0	36	2	0	0	0	0	84	0
8:25 AM	28	4	1	0	0	0	2	2	8	3	35	3	0	0	0	2	86	2
8:30 AM	37	6	0	0	0	0	1	1	5	6	49	0	0	1	0	0	105	1
8:35 AM	29	4	3	0	0	0	2	2	4	5	35	1	0	0	1	0	85	1
8:40 AM	26	1	4	0	0	0	3	1	4	3	47	0	0	0	1	0	89	1
8:45 AM	28	4	1	0	0	0	5	1	8	4	34	2	0	0	0	1	87	1
8:50 AM	43	0	2	0	0	0	5	1	9	7	35	2	0	0	0	2	104	2
8:55 AM	26	5	2	0	0	0	1	1	3	2	26	4	0	0	0	0	70	0
HOURLY TOTALS	Southbound			Westbound			Northbound			Eastbound			Pedestrians By Approach				TOTAL	
7:00 AM	359	44	47	0	0	0	32	15	52	74	556	13	3	0	1	0	1192	4
7:15 AM	404	47	43	0	0	0	36	17	59	69	562	13	3	0	1	0	1250	4
7:30 AM	415	41	37	0	0	0	34	19	66	72	544	20	0	0	1	2	1248	3
7:45 AM	402	38	30	0	0	0	31	18	63	64	527	16	0	1	2	2	1189	5
8:00 AM	391	35	23	0	0	0	33	15	70	52	454	20	0	1	2	5	1093	8

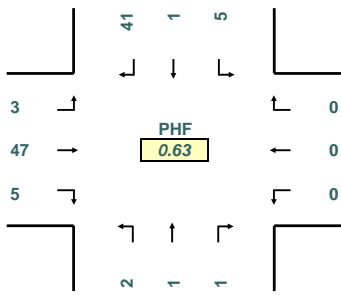
INTERSECTION: *P St--/E 39th St--*
 PROJECT ID#:
 QC JOB #: 10247027

START TIME: 7:00 AM
 END TIME: 9:00 AM
 DATE: 4/10/2007

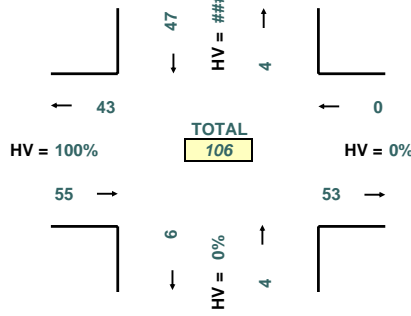


QUALITY COUNTS
 16285 SW 85th Avenue, Ste. 302
 Tigard, OR 97224
 Phone: 503-620-4242
 Fax: 503 620-4545
 www.qualitycounts.net

PEAK HOUR TURNING MOVEMENTS



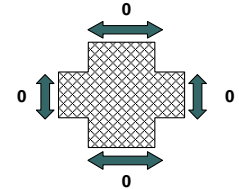
PEAK HOUR LINK VOLUMES



PEAK HOUR: 8:00 AM TO 9:00 AM

PEAK 15 MINUTES: 8:45 AM TO 9:00 AM

PEAK HOUR PED CROSSING VOLUMES



5-MINUTE COUNT PERIOD BEGINNING AT	<i>P St--</i> (Southbound)			<i>E 39th St--</i> (Westbound)			<i>P St--</i> (Northbound)			<i>E 39th St--</i> (Eastbound)			Crosswalk Usage (Peds By Approach)				TOTAL	
	Right	Thru	Left	Right	Thru	Left	Right	Thru	Left	Right	Thru	Left	North	East	South	West	Veh	Peds
7:00 AM	1	0	0	0	0	0	0	0	1	0	0	0	0	0	0	0	3	0
7:05 AM	1	0	0	0	0	0	0	0	0	0	0	0	0	0	0	0	1	0
7:10 AM	8	0	0	0	0	0	0	0	0	0	0	0	0	0	0	0	11	0
7:15 AM	4	0	0	0	0	0	0	0	0	0	0	0	0	0	0	0	5	0
7:20 AM	5	0	0	0	0	0	0	0	0	0	0	0	0	0	0	0	7	0
7:25 AM	4	0	1	0	0	0	0	0	0	1	0	0	0	0	0	0	6	0
7:30 AM	6	0	0	0	0	0	0	0	0	0	4	0	0	0	0	0	10	0
7:35 AM	8	0	1	0	0	0	0	0	0	1	2	0	0	0	0	0	12	0
7:40 AM	3	0	0	0	0	0	0	0	1	0	2	0	0	0	0	0	6	0
7:45 AM	3	0	0	0	0	0	0	0	0	0	0	0	0	0	0	0	3	0
7:50 AM	2	1	0	0	0	0	0	0	0	1	3	0	0	0	0	0	7	0
7:55 AM	2	0	0	0	0	0	0	0	0	1	0	0	0	0	0	0	3	0
8:00 AM	2	0	0	0	0	0	0	0	0	0	1	0	0	0	0	0	3	0
8:05 AM	5	0	1	0	0	0	0	0	0	1	3	0	0	0	0	0	10	0
8:10 AM	4	0	0	0	0	0	0	0	0	0	1	0	0	0	0	0	5	0
8:15 AM	3	0	0	0	0	0	0	0	0	0	2	2	0	0	0	0	7	0
8:20 AM	4	0	0	0	0	0	0	1	0	0	1	1	1	0	0	0	8	0
8:25 AM	4	0	1	0	0	0	0	0	0	0	1	0	0	0	0	0	6	0
8:30 AM	5	0	0	0	0	0	0	0	0	1	1	0	0	0	0	0	8	0
8:35 AM	8	0	0	0	0	0	0	0	0	1	3	0	0	0	0	0	12	0
8:40 AM	1	1	0	0	0	0	0	0	1	0	2	0	0	0	0	0	5	0
8:45 AM	2	0	1	0	0	0	0	0	0	0	6	0	0	0	0	0	9	0
8:50 AM	2	0	2	0	0	0	0	0	0	1	13	0	0	0	0	0	18	0
8:55 AM	1	0	0	0	0	0	0	0	0	0	14	0	0	0	0	0	15	0
HOURLY TOTALS	Southbound			Westbound			Northbound			Eastbound			Pedestrians By Approach				TOTAL	
7:00 AM	47	1	2	0	0	0	0	1	1	4	18	0	0	0	0	0	74	0
7:15 AM	48	1	3	0	0	0	0	1	0	5	19	0	0	0	0	0	77	0
7:30 AM	46	1	3	0	0	0	1	1	0	6	19	3	0	0	0	0	80	0
7:45 AM	43	2	2	0	0	0	1	1	2	6	17	3	0	0	0	0	77	0
8:00 AM	41	1	5	0	0	0	1	1	2	5	47	3	0	0	0	0	106	0

INTERSECTION: *NE 15th Ave--/SR-500 Off-Ramp--*
 PROJECT ID#:
 QC JOB #: 10247028

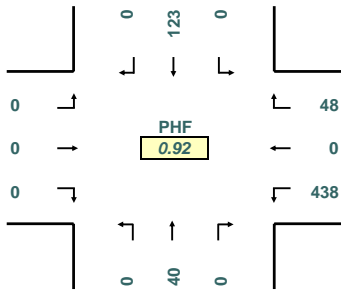
START TIME: 7:00 AM
 END TIME: 9:00 AM
 DATE: 4/10/2007



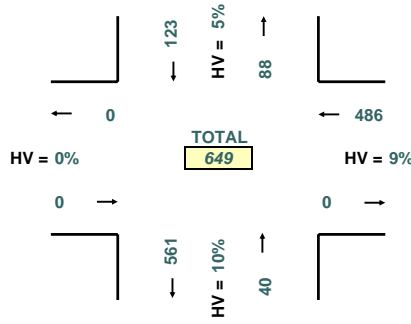
16285 SW 85th Avenue, Ste. 302
 Tigard, OR 97224
 Phone: 503-620-4242
 Fax: 503 620-4545

www.qualitycounts.net

PEAK HOUR TURNING MOVEMENTS



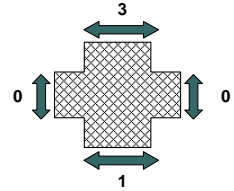
PEAK HOUR LINK VOLUMES



PEAK HOUR: 7:30 AM TO 8:30 AM

PEAK 15 MINUTES: 7:30 AM TO 7:45 AM

PEAK HOUR PED CROSSING VOLUMES



5-MINUTE COUNT PERIOD BEGINNING AT	NE 15th Ave-- (Southbound)			SR-500 Off-Ramp-- (Westbound)			NE 15th Ave-- (Northbound)			SR-500 Off-Ramp-- (Eastbound)			Crosswalk Usage (Peds By Approach)				TOTAL	
	Right	Thru	Left	Right	Thru	Left	Right	Thru	Left	Right	Thru	Left	North	East	South	West	Veh	Peds
7:00 AM	0	11	0	4	0	12	0	0	0	0	0	0	0	0	0	0	27	0
7:05 AM	0	11	0	1	0	22	0	3	0	0	0	0	0	0	1	0	37	1
7:10 AM	0	12	0	9	0	29	0	0	0	0	0	0	0	0	0	0	50	0
7:15 AM	0	11	0	4	0	29	0	1	0	0	0	0	0	0	0	0	45	0
7:20 AM	0	16	0	3	0	33	0	0	0	0	0	0	0	0	0	0	52	0
7:25 AM	0	6	0	5	0	31	0	1	0	0	0	1	0	0	0	0	43	1
7:30 AM	0	19	0	2	0	37	0	3	0	0	0	0	0	0	0	0	61	0
7:35 AM	0	10	0	5	0	34	0	1	0	0	0	0	0	0	0	0	50	0
7:40 AM	0	17	0	5	0	41	0	3	0	0	0	0	0	0	0	0	66	0
7:45 AM	0	16	0	3	0	28	0	5	0	0	0	0	0	0	0	0	52	0
7:50 AM	0	6	0	7	0	46	0	4	0	0	0	0	0	1	0	0	63	1
7:55 AM	0	11	0	3	0	32	0	4	0	0	0	0	0	0	0	0	50	0
8:00 AM	0	10	0	4	0	36	0	5	0	0	0	1	0	0	0	0	55	1
8:05 AM	0	8	0	5	0	34	0	3	0	0	0	0	0	0	0	0	50	0
8:10 AM	0	7	0	4	0	44	0	1	0	0	0	0	0	0	0	0	56	0
8:15 AM	0	5	0	6	0	38	0	5	0	0	0	1	0	0	0	0	54	1
8:20 AM	0	7	0	2	0	33	0	4	0	0	0	0	0	0	0	0	46	0
8:25 AM	0	7	0	2	0	35	0	2	0	0	0	1	0	0	0	0	46	1
8:30 AM	0	6	0	3	0	45	0	0	0	0	0	0	0	0	0	0	54	0
8:35 AM	0	7	0	1	0	39	0	5	0	0	0	1	0	0	0	0	52	1
8:40 AM	0	8	0	4	0	30	0	2	0	0	0	0	0	0	0	0	44	0
8:45 AM	0	9	0	2	0	31	0	6	0	0	0	1	0	0	0	0	48	1
8:50 AM	0	8	0	2	0	43	0	5	0	0	0	1	0	0	0	0	58	1
8:55 AM	0	10	0	0	0	27	0	6	0	0	0	0	0	0	0	0	43	0
HOURLY TOTALS	Southbound			Westbound			Northbound			Eastbound			Pedestrians By Approach				TOTAL	
7:00 AM	0	146	0	51	0	374	0	25	0	0	0	0	1	0	2	0	596	3
7:15 AM	0	137	0	50	0	425	0	31	0	0	0	0	2	0	1	0	643	3
7:30 AM	0	123	0	48	0	438	0	40	0	0	0	0	3	0	1	0	649	4
7:45 AM	0	98	0	44	0	440	0	40	0	0	0	0	4	0	1	0	622	5
8:00 AM	0	92	0	35	0	435	0	44	0	0	0	0	6	0	0	0	606	6

INTERSECTION: NE 15th Ave--/SR-500 Off-Ramp--
 PROJECT ID#:
 QC JOB #: 10247028

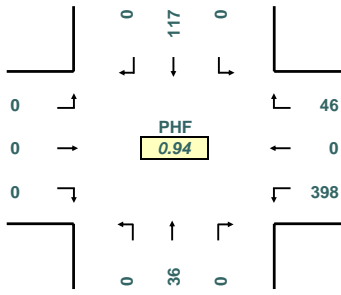
START TIME: 7:00 AM
 END TIME: 9:00 AM
 DATE: 4/10/2007



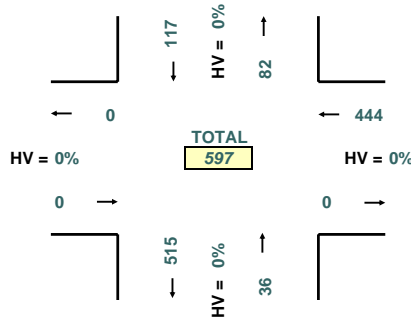
16285 SW 85th Avenue, Ste. 302
 Tigard, OR 97224
 Phone: 503-620-4242
 Fax: 503 620-4545

www.qualitycounts.net

PEAK HOUR TURNING MOVEMENTS



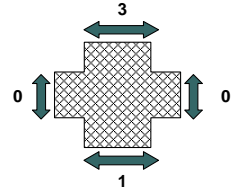
PEAK HOUR LINK VOLUMES



PEAK HOUR: 7:30 AM TO 8:30 AM

PEAK 15 MINUTES: 7:45 AM TO 8:00 AM

PEAK HOUR PED CROSSING VOLUMES



5-MINUTE COUNT PERIOD BEGINNING AT	NE 15th Ave-- (Southbound)			SR-500 Off-Ramp-- (Westbound)			NE 15th Ave-- (Northbound)			SR-500 Off-Ramp-- (Eastbound)			Crosswalk Usage (Peds By Approach)				TOTAL	
	Right	Thru	Left	Right	Thru	Left	Right	Thru	Left	Right	Thru	Left	North	East	South	West	Veh	Peds
7:00 AM	0	11	0	4	0	11	0	0	0	0	0	0	0	0	0	0	26	0
7:05 AM	0	11	0	1	0	21	0	3	0	0	0	0	0	0	0	0	36	0
7:10 AM	0	12	0	8	0	21	0	0	0	0	0	0	0	0	0	0	41	0
7:15 AM	0	11	0	4	0	25	0	1	0	0	0	0	0	0	0	0	41	0
7:20 AM	0	16	0	3	0	28	0	0	0	0	0	0	0	0	0	0	47	0
7:25 AM	0	6	0	5	0	26	0	1	0	0	0	0	1	0	0	0	38	1
7:30 AM	0	17	0	2	0	33	0	3	0	0	0	0	0	0	0	0	55	0
7:35 AM	0	9	0	5	0	25	0	1	0	0	0	0	0	0	0	0	40	0
7:40 AM	0	17	0	5	0	38	0	3	0	0	0	0	0	0	0	0	63	0
7:45 AM	0	16	0	3	0	26	0	4	0	0	0	0	0	0	0	0	49	0
7:50 AM	0	6	0	7	0	43	0	4	0	0	0	0	0	0	1	0	60	1
7:55 AM	0	11	0	3	0	31	0	4	0	0	0	0	0	0	0	0	49	0
8:00 AM	0	10	0	3	0	34	0	5	0	0	0	0	1	0	0	0	52	1
8:05 AM	0	6	0	5	0	30	0	3	0	0	0	0	0	0	0	0	44	0
8:10 AM	0	7	0	3	0	41	0	1	0	0	0	0	0	0	0	0	52	0
8:15 AM	0	5	0	6	0	36	0	3	0	0	0	0	1	0	0	0	50	1
8:20 AM	0	7	0	2	0	30	0	3	0	0	0	0	0	0	0	0	42	0
8:25 AM	0	6	0	2	0	31	0	2	0	0	0	0	1	0	0	0	41	1
8:30 AM	0	5	0	3	0	40	0	0	0	0	0	0	0	0	0	0	48	0
8:35 AM	0	6	0	1	0	32	0	5	0	0	0	0	1	0	0	0	44	1
8:40 AM	0	7	0	4	0	28	0	2	0	0	0	0	0	0	0	0	41	0
8:45 AM	0	8	0	2	0	30	0	6	0	0	0	0	1	0	0	0	46	1
8:50 AM	0	5	0	2	0	41	0	5	0	0	0	0	1	0	0	0	53	1
8:55 AM	0	10	0	0	0	26	0	6	0	0	0	0	0	0	0	0	42	0
HOURLY TOTALS	Southbound			Westbound			Northbound			Eastbound			Pedestrians By Approach				TOTAL	
7:00 AM	0	143	0	50	0	328	0	24	0	0	0	0	1	0	1	0	545	2
7:15 AM	0	132	0	48	0	380	0	30	0	0	0	0	2	0	1	0	590	3
7:30 AM	0	117	0	46	0	398	0	36	0	0	0	0	3	0	1	0	597	4
7:45 AM	0	92	0	42	0	402	0	36	0	0	0	0	4	0	1	0	572	5
8:00 AM	0	82	0	33	0	399	0	41	0	0	0	0	6	0	0	0	555	6

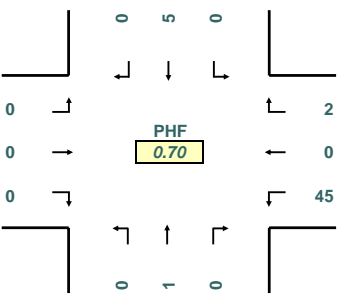
INTERSECTION: **NE 15th Ave--/SR-500 Off-Ramp--**
 PROJECT ID#:
 QC JOB #: **10247028**

START TIME: **7:00 AM**
 END TIME: **9:00 AM**
 DATE: **4/10/2007**

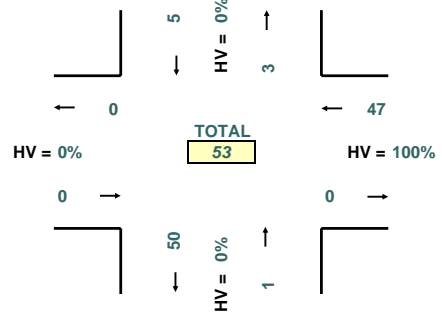


QUALITY COUNTS
 16285 SW 85th Avenue, Ste. 302
 Tigard, OR 97224
 Phone: 503-620-4242
 Fax: 503 620-4545
 www.qualitycounts.net

PEAK HOUR TURNING MOVEMENTS



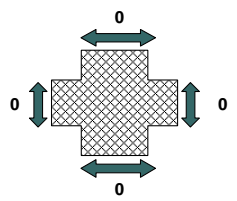
PEAK HOUR LINK VOLUMES



PEAK HOUR: **7:15 AM TO 8:15 AM**

PEAK 15 MINUTES: **7:30 AM TO 7:45 AM**

PEAK HOUR PED CROSSING VOLUMES



5-MINUTE COUNT PERIOD BEGINNING AT	NE 15th Ave-- (Southbound)			SR-500 Off-Ramp-- (Westbound)			NE 15th Ave-- (Northbound)			SR-500 Off-Ramp-- (Eastbound)			Crosswalk Usage (Peds By Approach)				TOTAL	
	Right	Thru	Left	Right	Thru	Left	Right	Thru	Left	Right	Thru	Left	North	East	South	West	Veh	Peds
7:00 AM	0	0	0	0	0	1	0	0	0	0	0	0	0	0	0	0	1	0
7:05 AM	0	0	0	0	0	1	0	0	0	0	0	0	0	0	1	0	1	1
7:10 AM	0	0	0	1	0	8	0	0	0	0	0	0	0	0	0	0	9	0
7:15 AM	0	0	0	0	0	4	0	0	0	0	0	0	0	0	0	0	4	0
7:20 AM	0	0	0	0	0	5	0	0	0	0	0	0	0	0	0	0	5	0
7:25 AM	0	0	0	0	0	5	0	0	0	0	0	0	0	0	0	0	5	0
7:30 AM	0	2	0	0	0	4	0	0	0	0	0	0	0	0	0	0	6	0
7:35 AM	0	1	0	0	0	9	0	0	0	0	0	0	0	0	0	0	10	0
7:40 AM	0	0	0	0	0	3	0	0	0	0	0	0	0	0	0	0	3	0
7:45 AM	0	0	0	0	0	2	0	1	0	0	0	0	0	0	0	0	3	0
7:50 AM	0	0	0	0	0	3	0	0	0	0	0	0	0	0	0	0	3	0
7:55 AM	0	0	0	0	0	1	0	0	0	0	0	0	0	0	0	0	1	0
8:00 AM	0	0	0	1	0	2	0	0	0	0	0	0	0	0	0	0	3	0
8:05 AM	0	2	0	0	0	4	0	0	0	0	0	0	0	0	0	0	6	0
8:10 AM	0	0	0	1	0	3	0	0	0	0	0	0	0	0	0	0	4	0
8:15 AM	0	0	0	0	0	2	0	2	0	0	0	0	0	0	0	0	4	0
8:20 AM	0	0	0	0	0	3	0	1	0	0	0	0	0	0	0	0	4	0
8:25 AM	0	1	0	0	0	4	0	0	0	0	0	0	0	0	0	0	5	0
8:30 AM	0	1	0	0	0	5	0	0	0	0	0	0	0	0	0	0	6	0
8:35 AM	0	1	0	0	0	7	0	0	0	0	0	0	0	0	0	0	8	0
8:40 AM	0	1	0	0	0	2	0	0	0	0	0	0	0	0	0	0	3	0
8:45 AM	0	1	0	0	0	1	0	0	0	0	0	0	0	0	0	0	2	0
8:50 AM	0	3	0	0	0	2	0	0	0	0	0	0	0	0	0	0	5	0
8:55 AM	0	0	0	0	0	1	0	0	0	0	0	0	0	0	0	0	1	0
HOURLY TOTALS	Southbound			Westbound			Northbound			Eastbound			Pedestrians By Approach				TOTAL	
7:00 AM	0	3	0	1	0	46	0	1	0	0	0	0	0	0	1	0	51	1
7:15 AM	0	5	0	2	0	45	0	1	0	0	0	0	0	0	0	0	53	0
7:30 AM	0	6	0	2	0	40	0	4	0	0	0	0	0	0	0	0	52	0
7:45 AM	0	6	0	2	0	38	0	4	0	0	0	0	0	0	0	0	50	0
8:00 AM	0	10	0	2	0	36	0	3	0	0	0	0	0	0	0	0	51	0

INTERSECTION: *Main St--NE 45th St--*
 PROJECT ID#: *Totals*
 QC JOB #: *10247016*

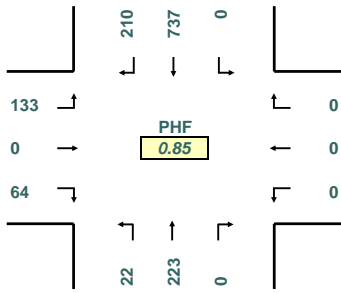
START TIME: *7:00 AM*
 END TIME: *9:00 AM*
 DATE: *4/10/2007*



16285 SW 85th Avenue, Ste. 302
 Tigard, OR 97224
 Phone: 503-620-4242
 Fax: 503 620-4545

www.qualitycounts.net

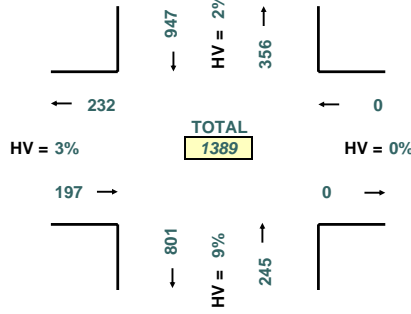
PEAK HOUR TURNING MOVEMENTS



PHF
0.85

PEAK HOUR: 7:30 AM TO 8:30 AM

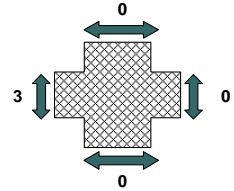
PEAK HOUR LINK VOLUMES



TOTAL
1389

PEAK 15 MINUTES: 7:30 AM TO 7:45 AM

PEAK HOUR PED CROSSING VOLUMES



5-MINUTE COUNT PERIOD BEGINNING AT	Main St-- (Southbound)			NE 45th St-- (Westbound)			Main St-- (Northbound)			NE 45th St-- (Eastbound)			Crosswalk Usage (Peds By Approach)				TOTAL	
	Right	Thru	Left	Right	Thru	Left	Right	Thru	Left	Right	Thru	Left	North	East	South	West	Veh	Peds
7:00 AM	3	43	0	0	0	0	0	15	0	3	0	9	0	0	0	0	73	0
7:05 AM	2	50	0	0	0	0	0	13	1	2	0	6	0	0	0	2	74	2
7:10 AM	7	48	0	0	0	0	0	19	0	6	0	8	0	0	0	0	88	0
7:15 AM	11	62	0	0	0	0	0	13	1	5	0	13	0	0	0	0	105	0
7:20 AM	5	63	0	0	0	0	0	21	1	4	0	7	0	0	0	0	101	0
7:25 AM	7	69	0	0	0	0	0	13	1	2	0	7	0	0	0	1	99	1
7:30 AM	15	72	0	0	0	0	0	14	3	5	0	5	0	0	0	0	114	0
7:35 AM	13	90	0	0	0	0	0	17	0	10	0	9	0	0	0	0	139	0
7:40 AM	19	98	0	0	0	0	0	19	1	1	0	18	0	0	0	0	156	0
7:45 AM	21	83	0	0	0	0	0	14	0	4	0	9	0	0	0	0	131	0
7:50 AM	18	78	0	0	0	0	0	14	2	8	0	14	0	0	0	0	134	0
7:55 AM	14	46	0	0	0	0	0	16	1	1	0	9	0	0	0	0	87	0
8:00 AM	5	40	0	0	0	0	0	18	2	2	0	10	0	0	0	0	77	0
8:05 AM	13	49	0	0	0	0	0	15	1	2	0	8	0	0	0	0	88	0
8:10 AM	15	47	0	0	0	0	0	12	3	6	0	6	0	0	0	1	89	1
8:15 AM	20	43	0	0	0	0	0	23	3	10	0	16	0	0	0	1	115	1
8:20 AM	38	47	0	0	0	0	0	37	1	11	0	13	0	0	0	0	147	0
8:25 AM	19	44	0	0	0	0	0	24	5	4	0	16	0	0	0	1	112	1
8:30 AM	11	42	0	0	0	0	0	22	1	7	0	19	0	0	0	1	102	1
8:35 AM	7	55	0	0	0	0	0	20	0	11	0	14	0	0	0	2	107	2
8:40 AM	3	41	0	0	0	0	0	26	6	10	0	6	0	0	0	0	92	0
8:45 AM	10	50	0	0	0	0	0	22	2	10	0	19	0	0	0	0	113	0
8:50 AM	9	51	0	0	0	0	0	22	5	9	0	14	0	0	0	0	110	0
8:55 AM	8	41	0	0	0	0	0	30	3	5	0	11	0	0	0	0	98	0
HOURLY TOTALS	Southbound			Westbound			Northbound			Eastbound			Pedestrians By Approach				TOTAL	
7:00 AM	135	802	0	0	0	0	0	188	11	51	0	114	0	0	0	3	1301	3
7:15 AM	156	797	0	0	0	0	0	186	16	50	0	115	0	0	0	2	1320	2
7:30 AM	210	737	0	0	0	0	0	223	22	64	0	133	0	0	0	3	1389	3
7:45 AM	184	615	0	0	0	0	0	241	25	76	0	140	0	0	0	6	1281	6
8:00 AM	158	550	0	0	0	0	0	271	32	87	0	152	0	0	0	6	1250	6

INTERSECTION: *Main St--NE 45th St--*
 PROJECT ID#: *Cars*
 QC JOB #: *10247016*

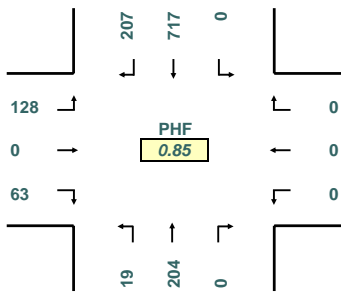
START TIME: *7:00 AM*
 END TIME: *9:00 AM*
 DATE: *4/10/2007*



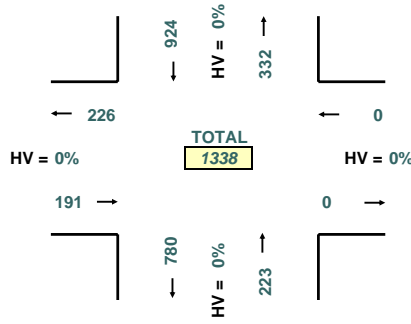
16285 SW 85th Avenue, Ste. 302
 Tigard, OR 97224
 Phone: 503-620-4242
 Fax: 503 620-4545

www.qualitycounts.net

PEAK HOUR TURNING MOVEMENTS



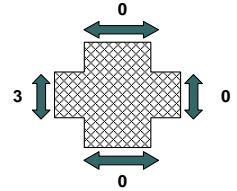
PEAK HOUR LINK VOLUMES



PEAK HOUR: **7:30 AM TO 8:30 AM**

PEAK 15 MINUTES: **7:30 AM TO 7:45 AM**

PEAK HOUR PED CROSSING VOLUMES



5-MINUTE COUNT PERIOD BEGINNING AT	Main St-- (Southbound)			NE 45th St-- (Westbound)			Main St-- (Northbound)			NE 45th St-- (Eastbound)			Crosswalk Usage (Peds By Approach)				TOTAL	
	Right	Thru	Left	Right	Thru	Left	Right	Thru	Left	Right	Thru	Left	North	East	South	West	Veh	Peds
7:00 AM	3	42	0	0	0	0	0	15	0	3	0	9	0	0	0	0	72	0
7:05 AM	2	49	0	0	0	0	0	13	1	2	0	6	0	0	0	2	73	2
7:10 AM	7	46	0	0	0	0	0	18	0	6	0	8	0	0	0	0	85	0
7:15 AM	11	58	0	0	0	0	0	11	1	5	0	13	0	0	0	0	99	0
7:20 AM	5	60	0	0	0	0	0	17	1	4	0	6	0	0	0	0	93	0
7:25 AM	7	66	0	0	0	0	0	12	1	2	0	7	0	0	0	1	95	1
7:30 AM	15	69	0	0	0	0	0	13	3	4	0	5	0	0	0	0	109	0
7:35 AM	13	87	0	0	0	0	0	16	0	10	0	9	0	0	0	0	135	0
7:40 AM	18	98	0	0	0	0	0	15	1	1	0	17	0	0	0	0	150	0
7:45 AM	21	83	0	0	0	0	0	14	0	4	0	9	0	0	0	0	131	0
7:50 AM	18	75	0	0	0	0	0	11	2	8	0	14	0	0	0	0	128	0
7:55 AM	14	45	0	0	0	0	0	15	0	1	0	9	0	0	0	0	84	0
8:00 AM	5	37	0	0	0	0	0	18	2	2	0	9	0	0	0	0	73	0
8:05 AM	12	49	0	0	0	0	0	12	1	2	0	7	0	0	0	0	83	0
8:10 AM	15	44	0	0	0	0	0	12	3	6	0	6	0	0	0	1	86	1
8:15 AM	20	42	0	0	0	0	0	21	3	10	0	15	0	0	0	1	111	1
8:20 AM	38	46	0	0	0	0	0	37	0	11	0	12	0	0	0	0	144	0
8:25 AM	18	42	0	0	0	0	0	20	4	4	0	16	0	0	0	1	104	1
8:30 AM	10	40	0	0	0	0	0	19	0	7	0	18	0	0	0	1	94	1
8:35 AM	6	51	0	0	0	0	0	16	0	9	0	14	0	0	0	2	96	2
8:40 AM	2	38	0	0	0	0	0	24	5	10	0	6	0	0	0	0	85	0
8:45 AM	9	49	0	0	0	0	0	21	2	10	0	18	0	0	0	0	109	0
8:50 AM	9	51	0	0	0	0	0	20	4	7	0	14	0	0	0	0	105	0
8:55 AM	8	36	0	0	0	0	0	28	3	5	0	11	0	0	0	0	91	0
HOURLY TOTALS	Southbound			Westbound			Northbound			Eastbound			Pedestrians By Approach				TOTAL	
7:00 AM	134	778	0	0	0	0	0	170	10	50	0	112	0	0	0	3	1254	3
7:15 AM	154	771	0	0	0	0	0	166	15	49	0	111	0	0	0	2	1266	2
7:30 AM	207	717	0	0	0	0	0	204	19	63	0	128	0	0	0	3	1338	3
7:45 AM	179	592	0	0	0	0	0	219	20	74	0	135	0	0	0	6	1219	6
8:00 AM	152	525	0	0	0	0	0	248	27	83	0	146	0	0	0	6	1181	6

INTERSECTION: *Main St--NE 45th St--*
 PROJECT ID#:
 QC JOB #: 10247016

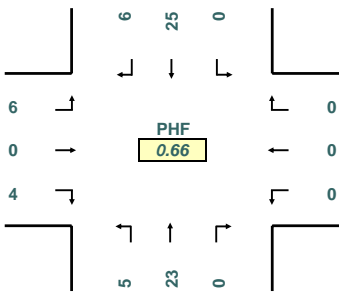
START TIME: 7:00 AM
 END TIME: 9:00 AM
 DATE: 4/10/2007



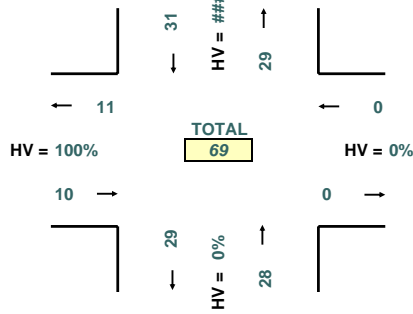
16285 SW 85th Avenue, Ste. 302
 Tigard, OR 97224
 Phone: 503-620-4242
 Fax: 503 620-4545

www.qualitycounts.net

PEAK HOUR TURNING MOVEMENTS



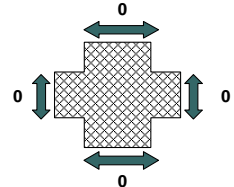
PEAK HOUR LINK VOLUMES



PEAK HOUR: 8:00 AM TO 9:00 AM

PEAK 15 MINUTES: 8:30 AM TO 8:45 AM

PEAK HOUR PED CROSSING VOLUMES



5-MINUTE COUNT PERIOD BEGINNING AT	Main St-- (Southbound)			NE 45th St-- (Westbound)			Main St-- (Northbound)			NE 45th St-- (Eastbound)			Crosswalk Usage (Peds By Approach)				TOTAL	
	Right	Thru	Left	Right	Thru	Left	Right	Thru	Left	Right	Thru	Left	North	East	South	West	Veh	Peds
7:00 AM	0	1	0	0	0	0	0	0	0	0	0	0	0	0	0	0	1	0
7:05 AM	0	1	0	0	0	0	0	0	0	0	0	0	0	0	0	0	1	0
7:10 AM	0	2	0	0	0	0	0	1	0	0	0	0	0	0	0	0	3	0
7:15 AM	0	4	0	0	0	0	0	2	0	0	0	0	0	0	0	0	6	0
7:20 AM	0	3	0	0	0	0	0	4	0	0	0	1	0	0	0	0	8	0
7:25 AM	0	3	0	0	0	0	0	1	0	0	0	0	0	0	0	0	4	0
7:30 AM	0	3	0	0	0	0	0	1	0	1	0	0	0	0	0	0	5	0
7:35 AM	0	3	0	0	0	0	0	1	0	0	0	0	0	0	0	0	4	0
7:40 AM	1	0	0	0	0	0	0	4	0	0	0	1	0	0	0	0	6	0
7:45 AM	0	0	0	0	0	0	0	0	0	0	0	0	0	0	0	0	0	0
7:50 AM	0	3	0	0	0	0	0	3	0	0	0	0	0	0	0	0	6	0
7:55 AM	0	1	0	0	0	0	0	1	1	0	0	0	0	0	0	0	3	0
8:00 AM	0	3	0	0	0	0	0	0	0	0	0	1	0	0	0	0	4	0
8:05 AM	1	0	0	0	0	0	0	3	0	0	0	1	0	0	0	0	5	0
8:10 AM	0	3	0	0	0	0	0	0	0	0	0	0	0	0	0	0	3	0
8:15 AM	0	1	0	0	0	0	0	2	0	0	0	1	0	0	0	0	4	0
8:20 AM	0	1	0	0	0	0	0	0	1	0	0	1	0	0	0	0	3	0
8:25 AM	1	2	0	0	0	0	0	4	1	0	0	0	0	0	0	0	8	0
8:30 AM	1	2	0	0	0	0	0	3	1	0	0	1	0	0	0	0	8	0
8:35 AM	1	4	0	0	0	0	0	4	0	2	0	0	0	0	0	0	11	0
8:40 AM	1	3	0	0	0	0	0	2	1	0	0	0	0	0	0	0	7	0
8:45 AM	1	1	0	0	0	0	0	1	0	0	0	1	0	0	0	0	4	0
8:50 AM	0	0	0	0	0	0	0	2	1	2	0	0	0	0	0	0	5	0
8:55 AM	0	5	0	0	0	0	0	2	0	0	0	0	0	0	0	0	7	0
HOURLY TOTALS	Southbound			Westbound			Northbound			Eastbound			Pedestrians By Approach				TOTAL	
7:00 AM	1	24	0	0	0	0	0	18	1	1	0	2	0	0	0	0	47	0
7:15 AM	2	26	0	0	0	0	0	20	1	1	0	4	0	0	0	0	54	0
7:30 AM	3	20	0	0	0	0	0	19	3	1	0	5	0	0	0	0	51	0
7:45 AM	5	23	0	0	0	0	0	22	5	2	0	5	0	0	0	0	62	0
8:00 AM	6	25	0	0	0	0	0	23	5	4	0	6	0	0	0	0	69	0

INTERSECTION: *Main St--NE Hazel Dell Ave--*
 PROJECT ID#:
 QC JOB #: 10247017

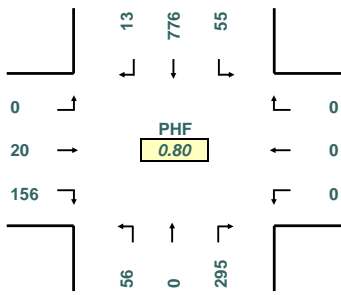
START TIME: 7:00 AM
 END TIME: 9:00 AM
 DATE: 4/10/2007



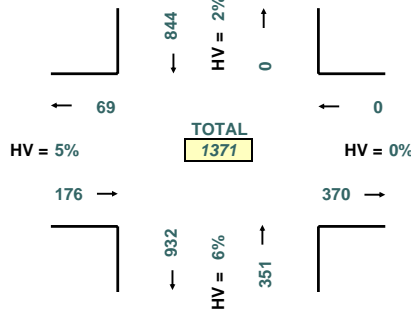
16285 SW 85th Avenue, Ste. 302
 Tigard, OR 97224
 Phone: 503-620-4242
 Fax: 503 620-4545

www.qualitycounts.net

PEAK HOUR TURNING MOVEMENTS



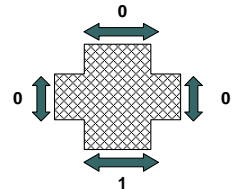
PEAK HOUR LINK VOLUMES



PEAK HOUR: 7:30 AM TO 8:30 AM

PEAK 15 MINUTES: 7:30 AM TO 7:45 AM

PEAK HOUR PED CROSSING VOLUMES



5-MINUTE COUNT PERIOD BEGINNING AT	Main St-- (Southbound)			NE Hazel Dell Ave-- (Westbound)			Main St-- (Northbound)			NE Hazel Dell Ave-- (Eastbound)			Crosswalk Usage (Peds By Approach)				TOTAL	
	Right	Thru	Left	Right	Thru	Left	Right	Thru	Left	Right	Thru	Left	North	East	South	West	Veh	Peds
7:00 AM	0	36	8	0	0	0	20	0	3	7	0	0	0	0	0	0	74	0
7:05 AM	0	40	9	0	0	0	15	0	5	18	3	0	0	0	0	0	90	0
7:10 AM	1	47	6	0	0	0	23	0	2	14	2	0	0	0	0	0	95	0
7:15 AM	1	52	5	0	0	0	22	0	4	11	0	0	0	0	0	0	95	0
7:20 AM	0	57	3	0	0	0	19	0	10	12	1	0	0	0	0	0	102	0
7:25 AM	4	62	8	0	0	0	16	0	5	13	2	0	0	0	0	0	110	0
7:30 AM	2	74	4	0	0	0	16	0	3	14	0	0	0	0	0	0	113	0
7:35 AM	2	88	5	0	0	0	24	0	2	17	3	0	0	0	0	0	141	0
7:40 AM	3	112	10	0	0	0	29	0	3	16	2	0	0	0	0	0	175	0
7:45 AM	1	70	5	0	0	0	20	0	2	18	1	0	0	0	0	0	117	0
7:50 AM	0	80	7	0	0	0	25	0	6	17	1	0	0	0	1	0	136	1
7:55 AM	1	44	3	0	0	0	19	0	3	13	1	0	0	0	0	0	84	0
8:00 AM	0	33	5	0	0	0	22	0	6	5	1	0	0	0	0	0	72	0
8:05 AM	1	46	4	0	0	0	21	0	1	14	4	0	0	0	0	0	91	0
8:10 AM	3	44	6	0	0	0	13	0	7	11	1	0	0	0	0	0	85	0
8:15 AM	0	51	1	0	0	0	32	0	6	11	2	0	0	0	0	0	103	0
8:20 AM	0	87	2	0	0	0	38	0	12	5	2	0	0	0	0	0	146	0
8:25 AM	0	47	3	0	0	0	36	0	5	15	2	0	0	0	0	0	108	0
8:30 AM	1	42	3	0	0	0	30	0	7	12	0	0	0	0	0	1	95	1
8:35 AM	1	40	5	0	0	0	29	0	1	19	1	0	0	0	0	0	96	0
8:40 AM	2	33	8	0	0	0	30	0	2	8	0	0	0	0	0	0	83	0
8:45 AM	1	49	7	0	0	0	31	0	7	11	2	0	0	0	0	0	108	0
8:50 AM	0	42	2	0	0	0	32	0	8	14	1	0	0	0	0	0	99	0
8:55 AM	2	44	5	0	0	0	30	0	10	10	2	0	0	0	0	0	103	0
HOURLY TOTALS	Southbound			Westbound			Northbound			Eastbound			Pedestrians By Approach				TOTAL	
7:00 AM	15	762	73	0	0	0	248	0	48	170	16	0	0	0	1	0	1332	1
7:15 AM	18	762	65	0	0	0	246	0	52	161	17	0	0	0	1	0	1321	1
7:30 AM	13	776	55	0	0	0	295	0	56	156	20	0	0	0	1	0	1371	1
7:45 AM	10	617	52	0	0	0	315	0	58	148	16	0	0	0	1	1	1216	2
8:00 AM	11	558	51	0	0	0	344	0	72	135	18	0	0	0	0	1	1189	1

INTERSECTION: *Main St--NE Hazel Dell Ave--*
 PROJECT ID#:
 QC JOB #: 10247017

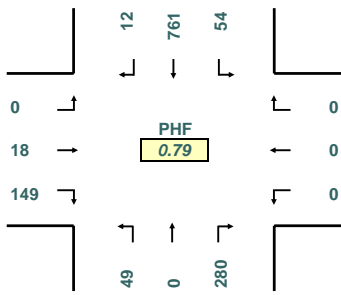
START TIME: 7:00 AM
 END TIME: 9:00 AM
 DATE: 4/10/2007



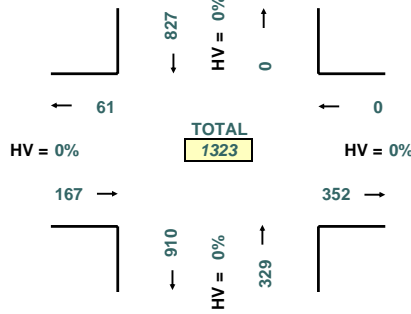
16285 SW 85th Avenue, Ste. 302
 Tigard, OR 97224
 Phone: 503-620-4242
 Fax: 503 620-4545

www.qualitycounts.net

PEAK HOUR TURNING MOVEMENTS



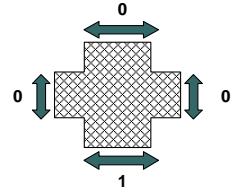
PEAK HOUR LINK VOLUMES



PEAK HOUR: 7:30 AM TO 8:30 AM

PEAK 15 MINUTES: 7:30 AM TO 7:45 AM

PEAK HOUR PED CROSSING VOLUMES



5-MINUTE COUNT PERIOD BEGINNING AT	Main St-- (Southbound)			NE Hazel Dell Ave-- (Westbound)			Main St-- (Northbound)			NE Hazel Dell Ave-- (Eastbound)			Crosswalk Usage (Peds By Approach)				TOTAL	
	Right	Thru	Left	Right	Thru	Left	Right	Thru	Left	Right	Thru	Left	North	East	South	West	Veh	Peds
7:00 AM	0	35	8	0	0	0	20	0	3	7	0	0	0	0	0	0	73	0
7:05 AM	0	39	9	0	0	0	15	0	5	18	3	0	0	0	0	0	89	0
7:10 AM	1	45	6	0	0	0	22	0	2	14	2	0	0	0	0	0	92	0
7:15 AM	1	51	5	0	0	0	21	0	4	11	0	0	0	0	0	0	93	0
7:20 AM	0	56	3	0	0	0	16	0	9	12	1	0	0	0	0	0	97	0
7:25 AM	4	60	7	0	0	0	16	0	4	11	1	0	0	0	0	0	103	0
7:30 AM	2	73	4	0	0	0	15	0	3	13	0	0	0	0	0	0	110	0
7:35 AM	2	86	5	0	0	0	23	0	2	16	3	0	0	0	0	0	137	0
7:40 AM	3	112	10	0	0	0	28	0	1	16	1	0	0	0	0	0	171	0
7:45 AM	1	70	5	0	0	0	20	0	2	18	1	0	0	0	0	0	117	0
7:50 AM	0	78	7	0	0	0	24	0	4	16	1	0	0	0	1	0	130	1
7:55 AM	1	42	3	0	0	0	18	0	3	13	1	0	0	0	0	0	81	0
8:00 AM	0	32	5	0	0	0	21	0	6	4	1	0	0	0	0	0	69	0
8:05 AM	1	45	4	0	0	0	18	0	1	13	4	0	0	0	0	0	86	0
8:10 AM	2	42	6	0	0	0	12	0	6	10	1	0	0	0	0	0	79	0
8:15 AM	0	50	1	0	0	0	30	0	5	11	2	0	0	0	0	0	99	0
8:20 AM	0	86	2	0	0	0	37	0	12	5	1	0	0	0	0	0	143	0
8:25 AM	0	45	2	0	0	0	34	0	4	14	2	0	0	0	0	0	101	0
8:30 AM	1	41	3	0	0	0	29	0	6	10	0	0	0	0	0	1	90	1
8:35 AM	1	39	5	0	0	0	25	0	1	16	1	0	0	0	0	0	88	0
8:40 AM	2	29	8	0	0	0	30	0	2	8	0	0	0	0	0	0	79	0
8:45 AM	1	48	7	0	0	0	30	0	7	10	2	0	0	0	0	0	105	0
8:50 AM	0	42	2	0	0	0	31	0	7	14	1	0	0	0	0	0	97	0
8:55 AM	2	41	5	0	0	0	30	0	8	9	2	0	0	0	0	0	97	0
HOURLY TOTALS	Southbound			Westbound			Northbound			Eastbound			Pedestrians By Approach				TOTAL	
7:00 AM	15	747	72	0	0	0	238	0	42	165	14	0	0	0	1	0	1293	1
7:15 AM	17	747	64	0	0	0	232	0	45	153	15	0	0	0	1	0	1273	1
7:30 AM	12	761	54	0	0	0	280	0	49	149	18	0	0	0	1	0	1323	1
7:45 AM	9	599	51	0	0	0	298	0	52	138	15	0	0	0	1	1	1162	2
8:00 AM	10	540	50	0	0	0	327	0	65	124	17	0	0	0	0	1	1133	1

INTERSECTION: *Main St--NE Hazel Dell Ave--*
 PROJECT ID#:
 QC JOB #: 10247017

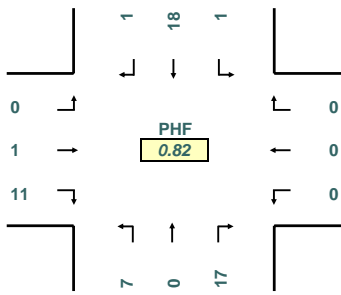
START TIME: 7:00 AM
 END TIME: 9:00 AM
 DATE: 4/10/2007



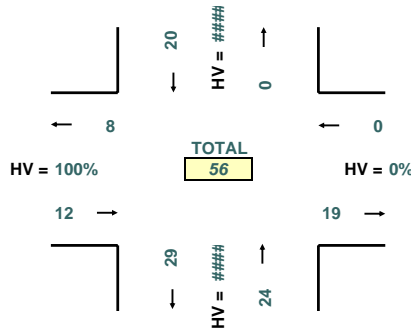
16285 SW 85th Avenue, Ste. 302
 Tigard, OR 97224
 Phone: 503-620-4242
 Fax: 503 620-4545

www.qualitycounts.net

PEAK HOUR TURNING MOVEMENTS



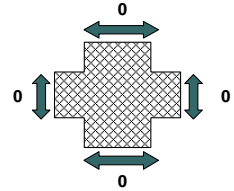
PEAK HOUR LINK VOLUMES



PEAK HOUR: 8:00 AM TO 9:00 AM

PEAK 15 MINUTES: 8:30 AM TO 8:45 AM

PEAK HOUR PED CROSSING VOLUMES



5-MINUTE COUNT PERIOD BEGINNING AT	Main St-- (Southbound)			NE Hazel Dell Ave-- (Westbound)			Main St-- (Northbound)			NE Hazel Dell Ave-- (Eastbound)			Crosswalk Usage (Peds By Approach)				TOTAL	
	Right	Thru	Left	Right	Thru	Left	Right	Thru	Left	Right	Thru	Left	North	East	South	West	Veh	Peds
7:00 AM	0	1	0	0	0	0	0	0	0	0	0	0	0	0	0	0	1	0
7:05 AM	0	1	0	0	0	0	0	0	0	0	0	0	0	0	0	0	1	0
7:10 AM	0	2	0	0	0	0	1	0	0	0	0	0	0	0	0	0	3	0
7:15 AM	0	1	0	0	0	0	1	0	0	0	0	0	0	0	0	0	2	0
7:20 AM	0	1	0	0	0	0	3	0	1	0	0	0	0	0	0	0	5	0
7:25 AM	0	2	1	0	0	0	0	0	1	2	1	0	0	0	0	0	7	0
7:30 AM	0	1	0	0	0	0	1	0	0	1	0	0	0	0	0	0	3	0
7:35 AM	0	2	0	0	0	0	1	0	0	1	0	0	0	0	0	0	4	0
7:40 AM	0	0	0	0	0	0	1	0	2	0	1	0	0	0	0	0	4	0
7:45 AM	0	0	0	0	0	0	0	0	0	0	0	0	0	0	0	0	0	0
7:50 AM	0	2	0	0	0	0	1	0	2	1	0	0	0	0	0	0	6	0
7:55 AM	0	2	0	0	0	0	1	0	0	0	0	0	0	0	0	0	3	0
8:00 AM	0	1	0	0	0	0	1	0	0	1	0	0	0	0	0	0	3	0
8:05 AM	0	1	0	0	0	0	3	0	0	1	0	0	0	0	0	0	5	0
8:10 AM	1	2	0	0	0	0	1	0	1	1	0	0	0	0	0	0	6	0
8:15 AM	0	1	0	0	0	0	2	0	1	0	0	0	0	0	0	0	4	0
8:20 AM	0	1	0	0	0	0	1	0	0	0	1	0	0	0	0	0	3	0
8:25 AM	0	2	1	0	0	0	2	0	1	1	0	0	0	0	0	0	7	0
8:30 AM	0	1	0	0	0	0	1	0	1	2	0	0	0	0	0	0	5	0
8:35 AM	0	1	0	0	0	0	4	0	0	3	0	0	0	0	0	0	8	0
8:40 AM	0	4	0	0	0	0	0	0	0	0	0	0	0	0	0	0	4	0
8:45 AM	0	1	0	0	0	0	1	0	0	1	0	0	0	0	0	0	3	0
8:50 AM	0	0	0	0	0	0	1	0	1	0	0	0	0	0	0	0	2	0
8:55 AM	0	3	0	0	0	0	0	0	2	1	0	0	0	0	0	0	6	0
HOURLY TOTALS	Southbound			Westbound			Northbound			Eastbound			Pedestrians By Approach				TOTAL	
7:00 AM	0	15	1	0	0	0	10	0	6	5	2	0	0	0	0	0	39	0
7:15 AM	1	15	1	0	0	0	14	0	7	8	2	0	0	0	0	0	48	0
7:30 AM	1	15	1	0	0	0	15	0	7	7	2	0	0	0	0	0	48	0
7:45 AM	1	18	1	0	0	0	17	0	6	10	1	0	0	0	0	0	54	0
8:00 AM	1	18	1	0	0	0	17	0	7	11	1	0	0	0	0	0	56	0

INTERSECTION: *NE Hwy 99--/NE Ross St--*
 PROJECT ID#:
 QC JOB #: 10247018

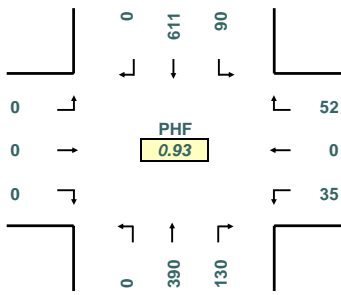
START TIME: 7:00 AM
 END TIME: 9:00 AM
 DATE: 4/10/2007



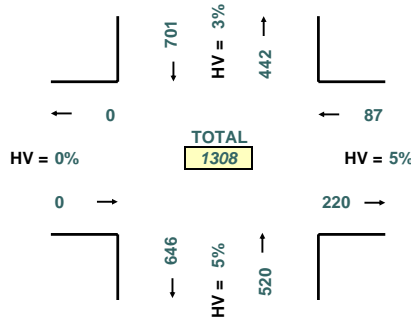
16285 SW 85th Avenue, Ste. 302
 Tigard, OR 97224
 Phone: 503-620-4242
 Fax: 503 620-4545

www.qualitycounts.net

PEAK HOUR TURNING MOVEMENTS



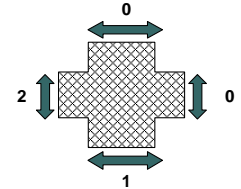
PEAK HOUR LINK VOLUMES



PEAK HOUR: 7:30 AM TO 8:30 AM

PEAK 15 MINUTES: 7:45 AM TO 8:00 AM

PEAK HOUR PED CROSSING VOLUMES



5-MINUTE COUNT PERIOD BEGINNING AT	NE Hwy 99-- (Southbound)			NE Ross St-- (Westbound)			NE Hwy 99-- (Northbound)			NE Ross St-- (Eastbound)			Crosswalk Usage (Peds By Approach)				TOTAL	
	Right	Thru	Left	Right	Thru	Left	Right	Thru	Left	Right	Thru	Left	North	East	South	West	Veh	Peds
7:00 AM	0	36	8	2	0	2	17	22	0	0	0	0	0	0	0	0	87	0
7:05 AM	0	37	7	3	0	3	14	22	0	0	0	0	0	0	0	0	86	0
7:10 AM	0	36	10	4	0	2	14	19	0	0	0	0	0	0	0	0	85	0
7:15 AM	0	39	10	3	0	2	12	22	0	0	0	0	0	0	0	0	88	0
7:20 AM	0	42	6	1	0	5	9	26	0	0	0	0	1	0	0	0	89	1
7:25 AM	0	49	10	3	0	4	9	27	0	0	0	0	0	0	0	0	102	0
7:30 AM	0	46	8	4	0	2	15	31	0	0	0	0	0	0	0	0	106	0
7:35 AM	0	50	14	1	0	2	12	25	0	0	0	0	0	0	0	0	104	0
7:40 AM	0	70	5	4	0	5	13	33	0	0	0	0	0	0	1	0	130	1
7:45 AM	0	56	12	2	0	0	19	34	0	0	0	0	0	0	0	0	123	0
7:50 AM	0	49	10	4	0	6	9	37	0	0	0	0	0	0	0	0	115	0
7:55 AM	0	53	9	2	0	1	6	43	0	0	0	0	0	0	0	0	114	0
8:00 AM	0	43	6	4	0	3	9	29	0	0	0	0	0	0	0	0	94	0
8:05 AM	0	53	7	5	0	0	6	28	0	0	0	0	0	0	0	0	99	0
8:10 AM	0	45	2	8	0	7	11	21	0	0	0	0	0	1	1	0	94	2
8:15 AM	0	45	4	5	0	1	11	37	0	0	0	0	0	0	0	0	103	0
8:20 AM	0	54	8	5	0	3	13	35	0	0	0	0	0	0	0	0	118	0
8:25 AM	0	47	5	8	0	5	6	37	0	0	0	0	0	0	0	0	108	0
8:30 AM	0	41	5	5	0	1	5	34	0	0	0	0	0	0	0	0	91	0
8:35 AM	0	36	7	10	0	2	9	42	0	0	0	0	0	0	0	0	106	0
8:40 AM	0	50	6	6	0	4	6	43	0	0	0	0	0	0	0	0	115	0
8:45 AM	0	49	3	4	0	3	11	32	0	0	0	0	0	0	0	0	102	0
8:50 AM	0	38	10	9	0	6	7	44	0	0	0	0	0	0	0	0	114	0
8:55 AM	0	50	5	3	0	6	5	56	0	0	0	0	0	0	0	0	125	0
HOURLY TOTALS	Southbound			Westbound			Northbound			Eastbound			Pedestrians By Approach				TOTAL	
7:00 AM	0	563	109	33	0	34	149	341	0	0	0	0	0	1	0	1	1229	2
7:15 AM	0	595	99	41	0	37	130	356	0	0	0	0	0	1	1	2	1258	4
7:30 AM	0	611	90	52	0	35	130	390	0	0	0	0	0	0	1	2	1308	3
7:45 AM	0	572	81	64	0	33	110	420	0	0	0	0	0	0	1	1	1280	2
8:00 AM	0	551	68	72	0	41	99	438	0	0	0	0	0	0	1	1	1269	2

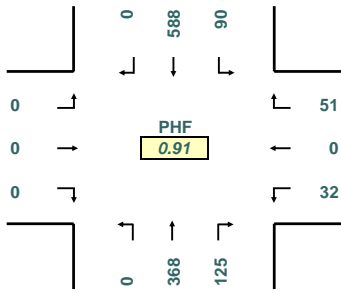
INTERSECTION: *NE Hwy 99--/NE Ross St--*
 PROJECT ID#:
 QC JOB #: 10247018

START TIME: 7:00 AM
 END TIME: 9:00 AM
 DATE: 4/10/2007

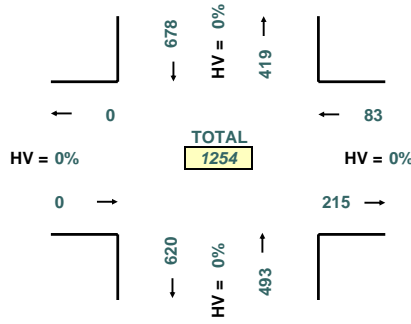


QUALITY COUNTS
 16285 SW 85th Avenue, Ste. 302
 Tigard, OR 97224
 Phone: 503-620-4242
 Fax: 503 620-4545
 www.qualitycounts.net

PEAK HOUR TURNING MOVEMENTS



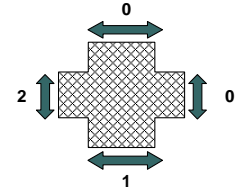
PEAK HOUR LINK VOLUMES



PEAK HOUR: 7:30 AM TO 8:30 AM

PEAK 15 MINUTES: 7:45 AM TO 8:00 AM

PEAK HOUR PED CROSSING VOLUMES



5-MINUTE COUNT PERIOD BEGINNING AT	NE Hwy 99-- (Southbound)			NE Ross St-- (Westbound)			NE Hwy 99-- (Northbound)			NE Ross St-- (Eastbound)			Crosswalk Usage (Peds By Approach)				TOTAL	
	Right	Thru	Left	Right	Thru	Left	Right	Thru	Left	Right	Thru	Left	North	East	South	West	Veh	Peds
7:00 AM	0	34	8	2	0	2	17	20	0	0	0	0	0	0	0	0	83	0
7:05 AM	0	37	7	3	0	2	14	21	0	0	0	0	0	0	0	0	84	0
7:10 AM	0	35	10	4	0	2	14	18	0	0	0	0	0	0	0	0	83	0
7:15 AM	0	36	10	3	0	2	12	21	0	0	0	0	0	0	0	0	84	0
7:20 AM	0	42	6	1	0	4	9	22	0	0	0	0	0	1	0	0	84	1
7:25 AM	0	46	10	3	0	4	9	26	0	0	0	0	0	0	0	0	98	0
7:30 AM	0	45	8	4	0	2	15	26	0	0	0	0	0	0	0	0	100	0
7:35 AM	0	47	14	1	0	2	12	24	0	0	0	0	0	0	0	0	100	0
7:40 AM	0	70	5	4	0	5	12	32	0	0	0	0	0	0	0	1	128	1
7:45 AM	0	56	12	2	0	0	18	34	0	0	0	0	0	0	0	0	122	0
7:50 AM	0	47	10	4	0	5	9	36	0	0	0	0	0	0	0	0	111	0
7:55 AM	0	53	9	2	0	1	6	42	0	0	0	0	0	0	0	0	113	0
8:00 AM	0	41	6	4	0	3	9	29	0	0	0	0	0	0	0	0	92	0
8:05 AM	0	47	7	5	0	0	5	25	0	0	0	0	0	0	0	0	89	0
8:10 AM	0	42	2	8	0	6	11	18	0	0	0	0	0	1	1	1	87	2
8:15 AM	0	44	4	4	0	1	10	35	0	0	0	0	0	0	0	0	98	0
8:20 AM	0	51	8	5	0	2	12	32	0	0	0	0	0	0	0	0	110	0
8:25 AM	0	45	5	8	0	5	6	35	0	0	0	0	0	0	0	0	104	0
8:30 AM	0	38	5	4	0	1	4	29	0	0	0	0	0	0	0	0	81	0
8:35 AM	0	36	7	9	0	2	9	40	0	0	0	0	0	0	0	0	103	0
8:40 AM	0	43	6	6	0	4	6	41	0	0	0	0	0	0	0	0	106	0
8:45 AM	0	48	3	4	0	3	11	31	0	0	0	0	0	0	0	0	100	0
8:50 AM	0	35	10	8	0	5	7	39	0	0	0	0	0	0	0	0	104	0
8:55 AM	0	45	4	3	0	6	5	54	0	0	0	0	0	0	0	0	117	0
HOURLY TOTALS	Southbound			Westbound			Northbound			Eastbound			Pedestrians By Approach				TOTAL	
7:00 AM	0	548	109	33	0	31	147	322	0	0	0	0	0	1	0	1	1190	2
7:15 AM	0	572	99	41	0	34	127	335	0	0	0	0	0	1	1	2	1208	4
7:30 AM	0	588	90	51	0	32	125	368	0	0	0	0	0	0	1	2	1254	3
7:45 AM	0	543	81	61	0	30	105	396	0	0	0	0	0	0	1	1	1216	2
8:00 AM	0	515	67	68	0	38	95	408	0	0	0	0	0	0	1	1	1191	2

INTERSECTION: *NE Hwy 99--/NE Ross St--*
 PROJECT ID#:
 QC JOB #: 10247018

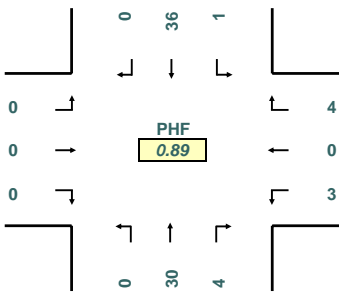
START TIME: 7:00 AM
 END TIME: 9:00 AM
 DATE: 4/10/2007



16285 SW 85th Avenue, Ste. 302
 Tigard, OR 97224
 Phone: 503-620-4242
 Fax: 503 620-4545

www.qualitycounts.net

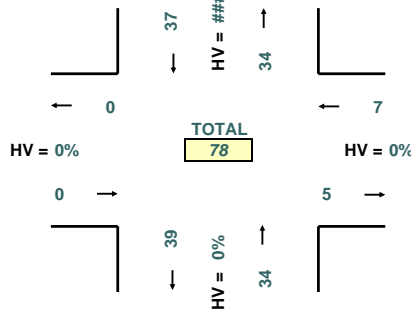
PEAK HOUR TURNING MOVEMENTS



PHF
0.89

PEAK HOUR: 8:00 AM TO 9:00 AM

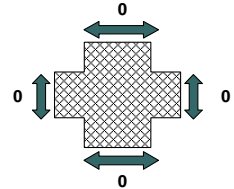
PEAK HOUR LINK VOLUMES



TOTAL
78

PEAK 15 MINUTES: 8:30 AM TO 8:45 AM

PEAK HOUR PED CROSSING VOLUMES



5-MINUTE COUNT PERIOD BEGINNING AT	NE Hwy 99-- (Southbound)			NE Ross St-- (Westbound)			NE Hwy 99-- (Northbound)			NE Ross St-- (Eastbound)			Crosswalk Usage (Peds By Approach)				TOTAL	
	Right	Thru	Left	Right	Thru	Left	Right	Thru	Left	Right	Thru	Left	North	East	South	West	Veh	Peds
7:00 AM	0	2	0	0	0	0	0	2	0	0	0	0	0	0	0	0	4	0
7:05 AM	0	0	0	0	0	1	0	1	0	0	0	0	0	0	0	0	2	0
7:10 AM	0	1	0	0	0	0	0	1	0	0	0	0	0	0	0	0	2	0
7:15 AM	0	3	0	0	0	0	0	1	0	0	0	0	0	0	0	0	4	0
7:20 AM	0	0	0	0	0	1	0	4	0	0	0	0	0	0	0	0	5	0
7:25 AM	0	3	0	0	0	0	0	1	0	0	0	0	0	0	0	0	4	0
7:30 AM	0	1	0	0	0	0	0	5	0	0	0	0	0	0	0	0	6	0
7:35 AM	0	3	0	0	0	0	0	1	0	0	0	0	0	0	0	0	4	0
7:40 AM	0	0	0	0	0	0	1	1	0	0	0	0	0	0	0	0	2	0
7:45 AM	0	0	0	0	0	0	1	0	0	0	0	0	0	0	0	0	1	0
7:50 AM	0	2	0	0	0	1	0	1	0	0	0	0	0	0	0	0	4	0
7:55 AM	0	0	0	0	0	0	0	1	0	0	0	0	0	0	0	0	1	0
8:00 AM	0	2	0	0	0	0	0	0	0	0	0	0	0	0	0	0	2	0
8:05 AM	0	6	0	0	0	0	1	3	0	0	0	0	0	0	0	0	10	0
8:10 AM	0	3	0	0	0	1	0	3	0	0	0	0	0	0	0	0	7	0
8:15 AM	0	1	0	1	0	0	1	2	0	0	0	0	0	0	0	0	5	0
8:20 AM	0	3	0	0	0	1	1	3	0	0	0	0	0	0	0	0	8	0
8:25 AM	0	2	0	0	0	0	0	2	0	0	0	0	0	0	0	0	4	0
8:30 AM	0	3	0	1	0	0	1	5	0	0	0	0	0	0	0	0	10	0
8:35 AM	0	0	0	1	0	0	0	2	0	0	0	0	0	0	0	0	3	0
8:40 AM	0	7	0	0	0	0	0	2	0	0	0	0	0	0	0	0	9	0
8:45 AM	0	1	0	0	0	0	0	1	0	0	0	0	0	0	0	0	2	0
8:50 AM	0	3	0	1	0	1	0	5	0	0	0	0	0	0	0	0	10	0
8:55 AM	0	5	1	0	0	0	0	2	0	0	0	0	0	0	0	0	8	0
HOURLY TOTALS	Southbound			Westbound			Northbound			Eastbound			Pedestrians By Approach				TOTAL	
7:00 AM	0	15	0	0	0	3	2	19	0	0	0	0	0	0	0	0	39	0
7:15 AM	0	23	0	0	0	3	3	21	0	0	0	0	0	0	0	0	50	0
7:30 AM	0	23	0	1	0	3	5	22	0	0	0	0	0	0	0	0	54	0
7:45 AM	0	29	0	3	0	3	5	24	0	0	0	0	0	0	0	0	64	0
8:00 AM	0	36	1	4	0	3	4	30	0	0	0	0	0	0	0	0	78	0

INTERSECTION: *E Reserve St--E Mill Plain Blvd--*
 PROJECT ID#: _____
 QC JOB #: 10247029

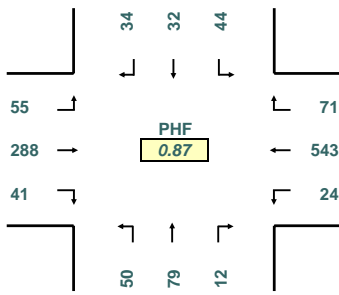
START TIME: 7:00 AM
 END TIME: 9:00 AM
 DATE: 4/10/2007



16285 SW 85th Avenue, Ste. 302
 Tigard, OR 97224
 Phone: 503-620-4242
 Fax: 503 620-4545

www.qualitycounts.net

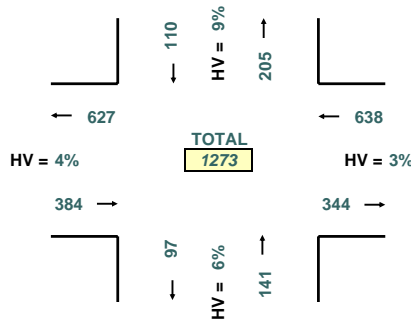
PEAK HOUR TURNING MOVEMENTS



PHF: 0.87

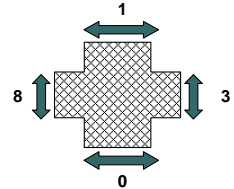
PEAK HOUR: 7:15 AM TO 8:15 AM

PEAK HOUR LINK VOLUMES



PEAK 15 MINUTES: 7:45 AM TO 8:00 AM

PEAK HOUR PED CROSSING VOLUMES



5-MINUTE COUNT PERIOD BEGINNING AT	<i>E Reserve St-- (Southbound)</i>			<i>E Mill Plain Blvd-- (Westbound)</i>			<i>E Reserve St-- (Northbound)</i>			<i>E Mill Plain Blvd-- (Eastbound)</i>			Crosswalk Usage (Peds By Approach)				TOTAL	
	Right	Thru	Left	Right	Thru	Left	Right	Thru	Left	Right	Thru	Left	North	East	South	West	Veh	Peds
7:00 AM	5	1	5	4	25	1	0	2	3	3	18	2	0	0	0	3	69	3
7:05 AM	6	0	4	6	33	0	0	4	3	4	15	5	0	0	0	1	80	1
7:10 AM	3	3	3	4	41	2	0	6	2	1	15	3	1	0	0	2	83	3
7:15 AM	4	2	6	5	44	2	0	6	5	2	25	5	0	0	0	0	106	0
7:20 AM	2	5	8	3	44	0	1	7	7	6	19	4	0	0	0	1	106	1
7:25 AM	1	4	6	6	49	2	2	8	5	3	16	3	1	0	0	0	105	1
7:30 AM	2	4	5	7	40	1	4	5	4	3	21	2	0	0	0	3	98	3
7:35 AM	5	4	4	9	39	4	3	5	4	1	24	6	0	1	0	1	108	2
7:40 AM	1	1	4	4	59	3	0	6	2	1	33	4	0	0	0	0	118	0
7:45 AM	4	2	1	12	52	2	0	12	6	2	17	8	0	0	0	0	118	0
7:50 AM	4	3	5	7	49	3	1	7	4	3	33	7	0	0	0	0	126	0
7:55 AM	3	3	2	4	40	4	0	9	4	4	42	6	0	0	0	1	121	1
8:00 AM	2	2	1	3	46	1	0	8	3	6	24	5	0	1	0	0	101	1
8:05 AM	3	1	1	6	32	1	0	4	2	7	14	3	0	0	0	1	74	1
8:10 AM	3	1	1	5	49	1	1	2	4	3	20	2	0	1	0	1	92	2
8:15 AM	6	2	0	3	31	1	1	2	3	4	31	7	0	0	0	0	91	0
8:20 AM	2	2	1	0	25	1	0	6	8	4	23	10	1	0	1	0	82	2
8:25 AM	5	1	1	5	36	0	3	4	5	2	34	5	0	1	0	0	101	1
8:30 AM	2	0	3	5	35	0	0	4	0	2	29	8	0	0	0	1	88	1
8:35 AM	2	0	3	4	35	1	1	6	6	3	23	7	0	1	0	2	91	3
8:40 AM	3	1	1	10	41	0	0	11	3	3	28	9	0	0	0	3	110	3
8:45 AM	5	2	0	7	38	1	1	7	7	3	22	7	2	1	0	0	100	3
8:50 AM	4	0	1	7	32	2	0	6	4	2	32	5	1	0	0	0	95	1
8:55 AM	6	4	7	9	42	4	4	5	4	7	34	7	0	2	1	1	133	4
HOURLY TOTALS	Southbound			Westbound			Northbound			Eastbound			Pedestrians By Approach				TOTAL	
7:00 AM	40	32	53	71	515	24	11	77	49	33	278	55	2	1	0	12	1238	15
7:15 AM	34	32	44	71	543	24	12	79	50	41	288	55	1	3	0	8	1273	12
7:30 AM	40	26	26	65	498	22	13	70	49	40	316	65	1	4	1	7	1230	13
7:45 AM	39	18	20	64	471	15	7	75	48	43	318	77	1	4	1	9	1195	15
8:00 AM	43	16	20	64	442	13	11	65	49	46	314	75	4	7	2	9	1158	22

INTERSECTION: *E Reserve St--E Mill Plain Blvd--*
 PROJECT ID#:
 QC JOB #: 10247029

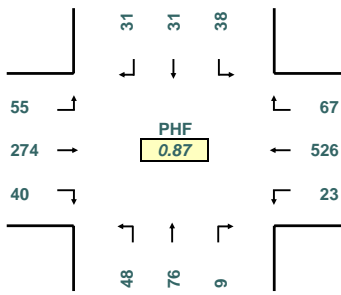
START TIME: 7:00 AM
 END TIME: 9:00 AM
 DATE: 4/10/2007



16285 SW 85th Avenue, Ste. 302
 Tigard, OR 97224
 Phone: 503-620-4242
 Fax: 503 620-4545

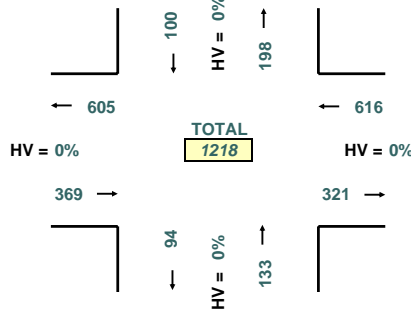
www.qualitycounts.net

PEAK HOUR TURNING MOVEMENTS



PHF
0.87

PEAK HOUR LINK VOLUMES

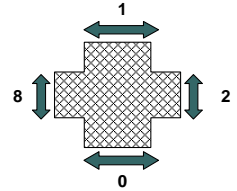


TOTAL
1218

PEAK HOUR: 7:15 AM TO 8:15 AM

PEAK 15 MINUTES: 7:45 AM TO 8:00 AM

PEAK HOUR PED CROSSING VOLUMES



5-MINUTE COUNT PERIOD BEGINNING AT	<i>E Reserve St-- (Southbound)</i>			<i>E Mill Plain Blvd-- (Westbound)</i>			<i>E Reserve St-- (Northbound)</i>			<i>E Mill Plain Blvd-- (Eastbound)</i>			Crosswalk Usage (Peds By Approach)				TOTAL	
	Right	Thru	Left	Right	Thru	Left	Right	Thru	Left	Right	Thru	Left	North	East	South	West	Veh	Peds
7:00 AM	5	1	5	4	24	1	0	2	3	3	17	2	0	0	0	3	67	3
7:05 AM	4	0	4	4	32	0	0	4	3	4	14	4	0	0	0	1	73	1
7:10 AM	2	3	3	4	41	1	0	6	2	1	14	3	1	0	0	2	80	3
7:15 AM	4	2	3	5	42	2	0	6	5	2	25	5	0	0	0	0	101	0
7:20 AM	1	4	7	3	43	0	0	7	7	6	19	4	0	0	0	1	101	1
7:25 AM	0	4	6	6	49	2	1	8	5	3	15	3	1	0	0	0	102	1
7:30 AM	2	4	5	7	38	1	4	4	4	3	19	2	0	0	0	3	93	3
7:35 AM	5	4	4	6	39	4	3	5	4	1	20	6	0	1	0	1	101	2
7:40 AM	1	1	4	3	59	3	0	6	2	1	32	4	0	0	0	0	116	0
7:45 AM	4	2	0	12	51	1	0	11	5	2	17	8	0	0	0	0	113	0
7:50 AM	4	3	5	7	46	3	1	7	4	3	33	7	0	0	0	0	123	0
7:55 AM	3	3	1	4	38	4	0	8	4	4	39	6	0	0	0	1	114	1
8:00 AM	2	2	1	3	42	1	0	8	3	5	22	5	0	1	0	0	94	1
8:05 AM	3	1	1	6	32	1	0	4	2	7	14	3	0	0	0	1	74	1
8:10 AM	2	1	1	5	47	1	0	2	3	3	19	2	0	0	0	1	86	1
8:15 AM	6	2	0	2	29	1	1	2	3	4	29	6	0	0	0	0	85	0
8:20 AM	1	2	1	0	22	1	0	6	7	3	22	10	1	0	1	0	75	2
8:25 AM	5	1	1	5	34	0	3	4	4	1	33	5	0	1	0	0	96	1
8:30 AM	2	0	3	5	34	0	0	4	0	2	27	7	0	0	0	1	84	1
8:35 AM	1	0	3	4	34	1	0	6	5	3	22	7	0	0	0	1	86	1
8:40 AM	2	1	1	8	38	0	0	11	3	3	27	9	0	0	0	3	103	3
8:45 AM	5	2	0	7	37	1	1	7	7	3	19	7	2	1	0	0	96	3
8:50 AM	4	0	1	7	32	2	0	6	4	2	32	5	1	0	0	0	95	1
8:55 AM	6	4	6	9	41	4	3	5	4	6	33	7	0	0	1	0	128	1
HOURLY TOTALS	Southbound			Westbound			Northbound			Eastbound			Pedestrians By Approach				TOTAL	
7:00 AM	35	31	47	65	502	22	9	74	48	33	264	54	2	1	0	12	1184	15
7:15 AM	31	31	38	67	526	23	9	76	48	40	274	55	1	2	0	8	1218	11
7:30 AM	38	26	24	60	477	21	12	67	45	37	299	64	1	3	1	7	1170	12
7:45 AM	35	18	18	61	447	14	5	73	43	40	304	75	1	2	1	8	1133	12
8:00 AM	39	16	19	61	422	13	8	65	45	42	299	73	4	3	2	7	1102	16

INTERSECTION: *E Reserve St--E Mill Plain Blvd--*
 PROJECT ID#:
 QC JOB #: 10247029

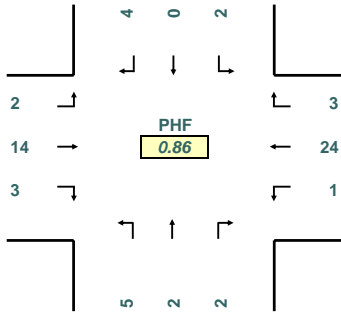
START TIME: 7:00 AM
 END TIME: 9:00 AM
 DATE: 4/10/2007



16285 SW 85th Avenue, Ste. 302
 Tigard, OR 97224
 Phone: 503-620-4242
 Fax: 503 620-4545

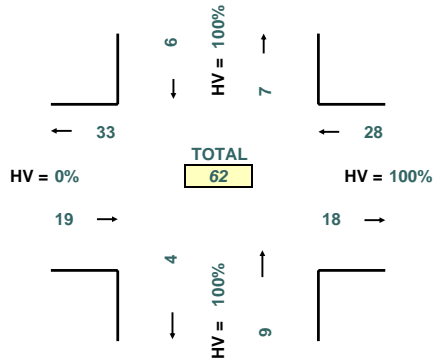
www.qualitycounts.net

PEAK HOUR TURNING MOVEMENTS



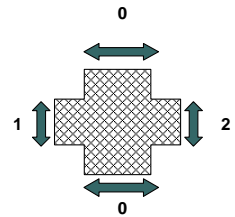
PEAK HOUR: 7:45 AM TO 8:45 AM

PEAK HOUR LINK VOLUMES



PEAK 15 MINUTES: 8:15 AM TO 8:30 AM

PEAK HOUR PED CROSSING VOLUMES



5-MINUTE COUNT PERIOD BEGINNING AT	<i>E Reserve St--</i> (Southbound)			<i>E Mill Plain Blvd--</i> (Westbound)			<i>E Reserve St--</i> (Northbound)			<i>E Mill Plain Blvd--</i> (Eastbound)			Crosswalk Usage (Peds By Approach)				TOTAL	
	Right	Thru	Left	Right	Thru	Left	Right	Thru	Left	Right	Thru	Left	North	East	South	West	Veh	Peds
7:00 AM	0	0	0	0	1	0	0	0	0	0	1	0	0	0	0	0	2	0
7:05 AM	2	0	0	2	1	0	0	0	0	0	1	1	0	0	0	0	7	0
7:10 AM	1	0	0	0	0	1	0	0	0	0	1	0	0	0	0	0	3	0
7:15 AM	0	0	3	0	2	0	0	0	0	0	0	0	0	0	0	0	5	0
7:20 AM	1	1	1	0	1	0	1	0	0	0	0	0	0	0	0	0	5	0
7:25 AM	1	0	0	0	0	0	1	0	0	0	1	0	0	0	0	0	3	0
7:30 AM	0	0	0	0	2	0	0	1	0	0	2	0	0	0	0	0	5	0
7:35 AM	0	0	0	3	0	0	0	0	0	0	4	0	0	0	0	0	7	0
7:40 AM	0	0	0	1	0	0	0	0	0	0	1	0	0	0	0	0	2	0
7:45 AM	0	0	1	0	1	1	0	1	1	0	0	0	0	0	0	0	5	0
7:50 AM	0	0	0	0	3	0	0	0	0	0	0	0	0	0	0	0	3	0
7:55 AM	0	0	1	0	2	0	0	1	0	0	3	0	0	0	0	0	7	0
8:00 AM	0	0	0	0	4	0	0	0	0	1	2	0	0	0	0	0	7	0
8:05 AM	0	0	0	0	0	0	0	0	0	0	0	0	0	0	0	0	0	0
8:10 AM	1	0	0	0	2	0	1	0	1	0	1	0	0	1	0	0	6	1
8:15 AM	0	0	0	1	2	0	0	0	0	0	2	1	0	0	0	0	6	0
8:20 AM	1	0	0	0	3	0	0	0	1	1	1	0	0	0	0	0	7	0
8:25 AM	0	0	0	0	2	0	0	0	1	1	1	0	0	0	0	0	5	0
8:30 AM	0	0	0	0	1	0	0	0	0	0	2	1	0	0	0	0	4	0
8:35 AM	1	0	0	0	1	0	1	0	1	0	1	0	0	1	0	1	5	2
8:40 AM	1	0	0	2	3	0	0	0	0	0	1	0	0	0	0	0	7	0
8:45 AM	0	0	0	0	1	0	0	0	0	0	3	0	0	0	0	0	4	0
8:50 AM	0	0	0	0	0	0	0	0	0	0	0	0	0	0	0	0	0	0
8:55 AM	0	0	1	0	1	0	1	0	0	1	1	0	0	2	0	1	5	3
HOURLY TOTALS	Southbound			Westbound			Northbound			Eastbound			Pedestrians By Approach				TOTAL	
7:00 AM	5	1	6	6	13	2	2	3	1	0	14	1	0	0	0	0	54	0
7:15 AM	3	1	6	4	17	1	3	3	2	1	14	0	0	1	0	0	55	1
7:30 AM	2	0	2	5	21	1	1	3	4	3	17	1	0	1	0	0	60	1
7:45 AM	4	0	2	3	24	1	2	2	5	3	14	2	0	2	0	1	62	3
8:00 AM	4	0	1	3	20	0	3	0	4	4	15	2	0	4	0	2	56	6

INTERSECTION: *G St--/E McLaughlin Blvd--*
 PROJECT ID#:
 QC JOB #: 10247008

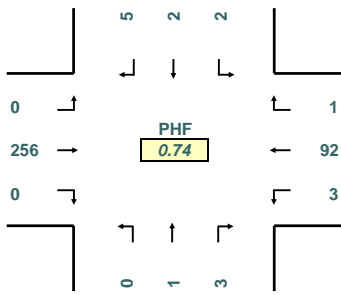
START TIME: 7:00 AM
 END TIME: 9:00 AM
 DATE: 4/10/2007



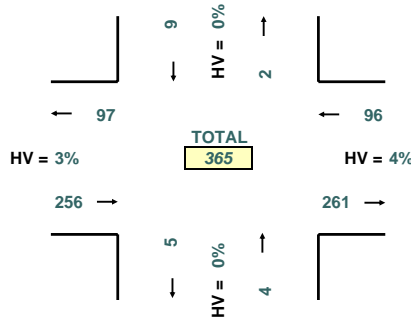
16285 SW 85th Avenue, Ste. 302
 Tigard, OR 97224
 Phone: 503-620-4242
 Fax: 503 620-4545

www.qualitycounts.net

PEAK HOUR TURNING MOVEMENTS



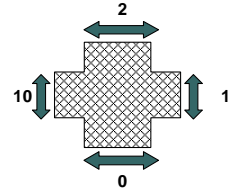
PEAK HOUR LINK VOLUMES



PEAK HOUR: 7:00 AM TO 8:00 AM

PEAK 15 MINUTES: 7:15 AM TO 7:30 AM

PEAK HOUR PED CROSSING VOLUMES



5-MINUTE COUNT PERIOD BEGINNING AT	G St-- (Southbound)			E McLaughlin Blvd-- (Westbound)			G St-- (Northbound)			E McLaughlin Blvd-- (Eastbound)			Crosswalk Usage (Peds By Approach)				TOTAL	
	Right	Thru	Left	Right	Thru	Left	Right	Thru	Left	Right	Thru	Left	North	East	South	West	Veh	Peds
7:00 AM	0	0	0	0	6	0	0	0	0	0	19	0	0	0	0	0	25	0
7:05 AM	0	0	0	0	5	1	0	1	0	0	19	0	0	0	0	1	26	1
7:10 AM	0	0	0	0	5	0	0	0	0	0	22	0	0	0	0	1	27	1
7:15 AM	1	0	0	0	8	0	2	0	0	0	46	0	2	0	0	1	57	3
7:20 AM	0	0	0	0	3	0	0	0	0	0	34	0	0	0	0	0	37	0
7:25 AM	1	0	1	0	10	0	0	0	0	0	17	0	0	0	0	1	29	1
7:30 AM	1	0	0	0	13	0	0	0	0	0	11	0	0	1	0	1	25	2
7:35 AM	0	0	0	0	6	0	0	0	0	0	18	0	0	0	0	2	24	2
7:40 AM	0	0	0	0	7	0	0	0	0	0	18	0	0	0	0	2	25	2
7:45 AM	2	1	1	1	7	1	0	0	0	0	14	0	0	0	0	0	27	0
7:50 AM	0	1	0	0	8	0	0	0	0	0	22	0	0	0	0	1	31	1
7:55 AM	0	0	0	0	14	1	1	0	0	0	16	0	0	0	0	0	32	0
8:00 AM	1	0	1	0	10	1	1	0	0	0	14	0	0	0	0	0	28	0
8:05 AM	0	0	0	1	6	2	0	0	0	0	9	1	0	0	0	2	19	2
8:10 AM	1	0	0	0	11	1	1	0	0	0	10	0	1	0	0	0	24	1
8:15 AM	0	0	0	0	8	0	1	0	0	0	12	0	0	0	0	0	21	0
8:20 AM	0	0	1	0	10	0	0	0	0	0	14	1	1	0	0	0	26	1
8:25 AM	0	0	0	0	5	0	0	2	0	0	18	2	0	1	0	1	27	2
8:30 AM	0	0	0	0	5	0	0	0	0	0	9	1	0	0	0	2	15	2
8:35 AM	0	0	0	1	9	0	0	0	1	0	9	4	0	1	0	0	24	1
8:40 AM	1	1	0	0	5	0	1	0	0	1	11	0	0	0	0	1	20	1
8:45 AM	1	0	0	0	7	0	0	0	0	2	16	1	0	0	0	0	27	0
8:50 AM	0	0	1	0	10	0	0	0	0	1	21	1	0	0	0	1	34	1
8:55 AM	0	0	0	0	11	1	1	2	0	0	16	0	0	1	0	0	31	1
HOURLY TOTALS	Southbound			Westbound			Northbound			Eastbound			Pedestrians By Approach				TOTAL	
7:00 AM	5	2	2	1	92	3	3	1	0	0	256	0	2	1	0	10	365	13
7:15 AM	7	2	3	2	103	6	5	0	0	0	229	1	3	1	0	10	358	14
7:30 AM	5	2	3	2	105	6	4	2	0	0	176	4	2	2	0	9	309	13
7:45 AM	5	3	3	3	98	6	5	2	1	1	158	9	2	2	0	7	294	11
8:00 AM	4	1	3	2	97	5	5	4	1	4	159	11	2	3	0	7	296	12

INTERSECTION: *G St--/E McLaughlin Blvd--*
 PROJECT ID#:
 QC JOB #: 10247008

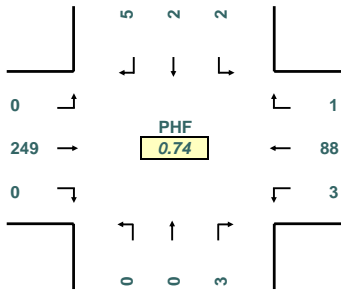
START TIME: 7:00 AM
 END TIME: 9:00 AM
 DATE: 4/10/2007



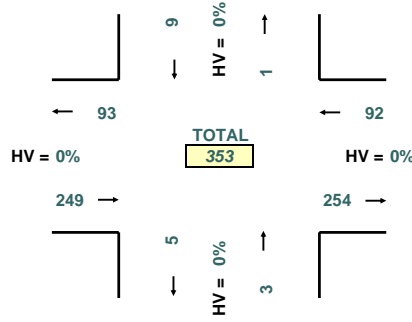
16285 SW 85th Avenue, Ste. 302
 Tigard, OR 97224
 Phone: 503-620-4242
 Fax: 503 620-4545

www.qualitycounts.net

PEAK HOUR TURNING MOVEMENTS



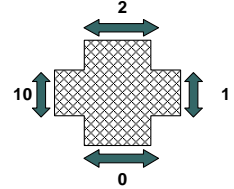
PEAK HOUR LINK VOLUMES



PEAK HOUR: 7:00 AM TO 8:00 AM

PEAK 15 MINUTES: 7:15 AM TO 7:30 AM

PEAK HOUR PED CROSSING VOLUMES



5-MINUTE COUNT PERIOD BEGINNING AT	G St-- (Southbound)			E McLaughlin Blvd-- (Westbound)			G St-- (Northbound)			E McLaughlin Blvd-- (Eastbound)			Crosswalk Usage (Peds By Approach)				TOTAL	
	Right	Thru	Left	Right	Thru	Left	Right	Thru	Left	Right	Thru	Left	North	East	South	West	Veh	Peds
7:00 AM	0	0	0	0	6	0	0	0	0	19	0	0	0	0	0	0	25	0
7:05 AM	0	0	0	0	4	1	0	0	0	19	0	0	0	0	0	1	24	1
7:10 AM	0	0	0	0	5	0	0	0	0	22	0	0	0	0	0	1	27	1
7:15 AM	1	0	0	0	8	0	2	0	0	46	0	2	0	0	1	57	3	
7:20 AM	0	0	0	0	3	0	0	0	0	32	0	0	0	0	0	35	0	
7:25 AM	1	0	1	0	9	0	0	0	0	16	0	0	0	0	1	27	1	
7:30 AM	1	0	0	0	12	0	0	0	0	9	0	0	1	0	1	22	2	
7:35 AM	0	0	0	0	6	0	0	0	0	17	0	0	0	0	2	23	2	
7:40 AM	0	0	0	0	6	0	0	0	0	18	0	0	0	0	2	24	2	
7:45 AM	2	1	1	1	7	1	0	0	0	14	0	0	0	0	0	27	0	
7:50 AM	0	1	0	0	8	0	0	0	0	21	0	0	0	0	1	30	1	
7:55 AM	0	0	0	0	14	1	1	0	0	16	0	0	0	0	0	32	0	
8:00 AM	1	0	1	0	10	1	1	0	0	14	0	0	0	0	0	28	0	
8:05 AM	0	0	0	1	5	2	0	0	0	8	1	0	0	0	2	17	2	
8:10 AM	1	0	0	0	11	1	1	0	0	10	0	1	0	0	0	24	1	
8:15 AM	0	0	0	0	8	0	1	0	0	12	0	0	0	0	0	21	0	
8:20 AM	0	0	1	0	10	0	0	0	0	14	1	1	0	0	0	26	1	
8:25 AM	0	0	0	0	5	0	0	0	0	17	2	0	1	0	1	24	2	
8:30 AM	0	0	0	0	5	0	0	0	0	9	1	0	0	0	2	15	2	
8:35 AM	0	0	0	1	7	0	0	0	0	9	4	0	1	0	0	21	1	
8:40 AM	1	1	0	0	5	0	1	0	0	11	0	0	0	0	1	19	1	
8:45 AM	1	0	0	0	7	0	0	0	0	16	1	0	0	0	0	27	0	
8:50 AM	0	0	1	0	10	0	0	0	0	19	1	0	0	0	1	32	1	
8:55 AM	0	0	0	0	11	1	1	0	0	16	0	0	1	0	0	29	1	
HOURLY TOTALS	Southbound			Westbound			Northbound			Eastbound			Pedestrians By Approach				TOTAL	
7:00 AM	5	2	2	1	88	3	3	0	0	0	249	0	2	1	0	10	353	13
7:15 AM	7	2	3	2	99	6	5	0	0	0	221	1	3	1	0	10	346	14
7:30 AM	5	2	3	2	102	6	4	0	0	0	170	4	2	2	0	9	298	13
7:45 AM	5	3	3	3	95	6	5	0	0	0	155	9	2	2	0	7	284	11
8:00 AM	4	1	3	2	94	5	5	0	0	3	155	11	2	3	0	7	283	12

INTERSECTION: *G St--/E McLaughlin Blvd--*
 PROJECT ID#:
 QC JOB #: 10247008

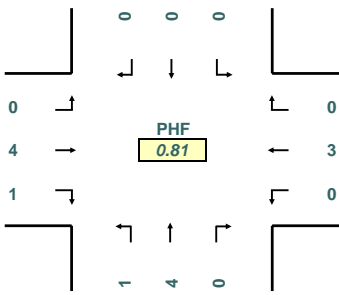
START TIME: 7:00 AM
 END TIME: 9:00 AM
 DATE: 4/10/2007



16285 SW 85th Avenue, Ste. 302
 Tigard, OR 97224
 Phone: 503-620-4242
 Fax: 503 620-4545

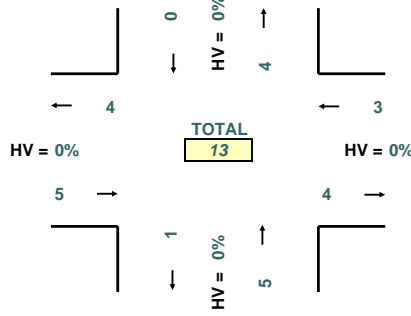
www.qualitycounts.net

PEAK HOUR TURNING MOVEMENTS



PHF
 0.81

PEAK HOUR LINK VOLUMES

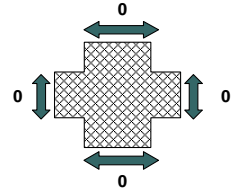


TOTAL
 13

PEAK HOUR: 8:00 AM TO 9:00 AM

PEAK 15 MINUTES: 7:30 AM TO 7:45 AM

PEAK HOUR PED CROSSING VOLUMES



5-MINUTE COUNT PERIOD BEGINNING AT	G St-- (Southbound)			E McLaughlin Blvd-- (Westbound)			G St-- (Northbound)			E McLaughlin Blvd-- (Eastbound)			Crosswalk Usage (Peds By Approach)				TOTAL	
	Right	Thru	Left	Right	Thru	Left	Right	Thru	Left	Right	Thru	Left	North	East	South	West	Veh	Peds
7:00 AM	0	0	0	0	0	0	0	0	0	0	0	0	0	0	0	0	0	0
7:05 AM	0	0	0	0	1	0	0	1	0	0	0	0	0	0	0	0	2	0
7:10 AM	0	0	0	0	0	0	0	0	0	0	0	0	0	0	0	0	0	0
7:15 AM	0	0	0	0	0	0	0	0	0	0	0	0	0	0	0	0	0	0
7:20 AM	0	0	0	0	0	0	0	0	0	0	2	0	0	0	0	0	2	0
7:25 AM	0	0	0	0	1	0	0	0	0	0	1	0	0	0	0	0	2	0
7:30 AM	0	0	0	0	1	0	0	0	0	0	2	0	0	0	0	0	3	0
7:35 AM	0	0	0	0	0	0	0	0	0	0	1	0	0	0	0	0	1	0
7:40 AM	0	0	0	0	1	0	0	0	0	0	0	0	0	0	0	0	1	0
7:45 AM	0	0	0	0	0	0	0	0	0	0	0	0	0	0	0	0	0	0
7:50 AM	0	0	0	0	0	0	0	0	0	0	1	0	0	0	0	0	1	0
7:55 AM	0	0	0	0	0	0	0	0	0	0	0	0	0	0	0	0	0	0
8:00 AM	0	0	0	0	0	0	0	0	0	0	0	0	0	0	0	0	0	0
8:05 AM	0	0	0	0	1	0	0	0	0	0	1	0	0	0	0	0	2	0
8:10 AM	0	0	0	0	0	0	0	0	0	0	0	0	0	0	0	0	0	0
8:15 AM	0	0	0	0	0	0	0	0	0	0	0	0	0	0	0	0	0	0
8:20 AM	0	0	0	0	0	0	0	0	0	0	0	0	0	0	0	0	0	0
8:25 AM	0	0	0	0	0	0	0	2	0	0	1	0	0	0	0	0	3	0
8:30 AM	0	0	0	0	0	0	0	0	0	0	0	0	0	0	0	0	0	0
8:35 AM	0	0	0	0	2	0	0	0	1	0	0	0	0	0	0	0	3	0
8:40 AM	0	0	0	0	0	0	0	0	0	1	0	0	0	0	0	0	1	0
8:45 AM	0	0	0	0	0	0	0	0	0	0	0	0	0	0	0	0	0	0
8:50 AM	0	0	0	0	0	0	0	0	0	0	2	0	0	0	0	0	2	0
8:55 AM	0	0	0	0	0	0	0	2	0	0	0	0	0	0	0	0	2	0
HOURLY TOTALS	Southbound			Westbound			Northbound			Eastbound			Pedestrians By Approach				TOTAL	
	Right	Thru	Left	Right	Thru	Left	Right	Thru	Left	Right	Thru	Left	North	East	South	West	Veh	Peds
7:00 AM	0	0	0	0	4	0	0	1	0	0	7	0	0	0	0	0	12	0
7:15 AM	0	0	0	0	4	0	0	0	0	0	8	0	0	0	0	0	12	0
7:30 AM	0	0	0	0	3	0	0	2	0	0	6	0	0	0	0	0	11	0
7:45 AM	0	0	0	0	3	0	0	2	1	1	3	0	0	0	0	0	10	0
8:00 AM	0	0	0	0	3	0	0	4	1	1	4	0	0	0	0	0	13	0

INTERSECTION: *D St--/E 22nd St--*
 PROJECT ID#:
 QC JOB #: 10247009

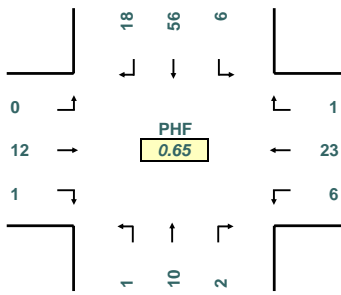
START TIME: 7:00 AM
 END TIME: 9:00 AM
 DATE: 4/10/2007



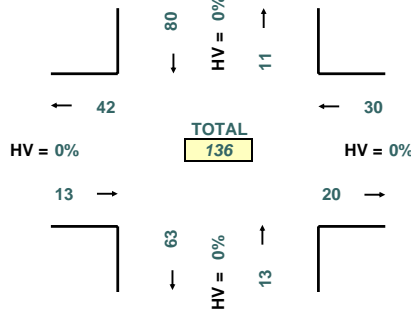
16285 SW 85th Avenue, Ste. 302
 Tigard, OR 97224
 Phone: 503-620-4242
 Fax: 503 620-4545

www.qualitycounts.net

PEAK HOUR TURNING MOVEMENTS



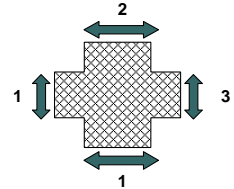
PEAK HOUR LINK VOLUMES



PEAK HOUR: 7:30 AM TO 8:30 AM

PEAK 15 MINUTES: 7:45 AM TO 8:00 AM

PEAK HOUR PED CROSSING VOLUMES



5-MINUTE COUNT PERIOD BEGINNING AT	<i>D St--</i> (Southbound)			<i>E 22nd St--</i> (Westbound)			<i>D St--</i> (Northbound)			<i>E 22nd St--</i> (Eastbound)			Crosswalk Usage (Peds By Approach)				TOTAL	
	Right	Thru	Left	Right	Thru	Left	Right	Thru	Left	Right	Thru	Left	North	East	South	West	Veh	Peds
7:00 AM	2	1	0	0	2	0	0	0	0	0	0	0	0	0	0	0	5	0
7:05 AM	1	2	0	0	1	0	0	0	0	0	0	0	0	0	0	0	5	0
7:10 AM	0	0	0	0	2	0	1	0	0	0	0	0	0	0	0	0	3	0
7:15 AM	0	2	0	0	0	0	0	0	0	1	0	0	0	0	0	0	4	0
7:20 AM	0	4	0	0	0	0	0	2	0	0	0	0	0	0	0	0	6	0
7:25 AM	0	5	0	0	0	0	0	0	0	0	0	0	0	0	0	0	5	0
7:30 AM	1	10	0	0	0	0	0	0	0	0	0	0	0	0	0	0	11	0
7:35 AM	0	4	1	0	2	1	0	1	0	0	1	0	0	0	0	0	10	0
7:40 AM	1	6	0	1	2	2	0	0	0	0	2	0	2	0	0	0	14	2
7:45 AM	2	6	0	0	2	0	0	2	0	0	0	0	0	0	0	0	12	0
7:50 AM	0	7	1	0	6	1	2	1	0	0	3	0	0	0	1	0	21	1
7:55 AM	2	9	1	0	2	2	0	0	0	0	3	0	0	0	0	1	19	1
8:00 AM	3	5	0	0	1	0	0	1	1	0	0	0	0	0	0	0	11	0
8:05 AM	2	3	1	0	0	0	0	3	0	0	0	0	0	0	0	0	9	0
8:10 AM	1	2	2	0	3	0	0	1	0	1	3	0	0	0	0	0	13	0
8:15 AM	2	2	0	0	0	0	0	0	0	0	0	0	0	0	0	0	4	0
8:20 AM	2	1	0	0	1	0	0	0	0	0	0	0	0	1	0	0	4	1
8:25 AM	2	1	0	0	4	0	0	1	0	0	0	0	0	2	0	0	8	2
8:30 AM	3	1	0	0	2	0	0	0	0	0	1	1	2	0	0	0	8	2
8:35 AM	2	1	0	0	0	0	0	2	0	0	2	0	0	0	0	0	7	0
8:40 AM	1	1	0	0	2	0	0	1	1	0	0	0	0	0	0	0	6	0
8:45 AM	1	0	0	0	2	0	0	1	0	0	0	0	0	0	0	0	4	0
8:50 AM	0	0	1	0	2	0	0	0	0	0	0	0	0	2	0	0	3	2
8:55 AM	1	2	0	0	3	0	0	2	0	1	0	0	0	0	0	0	9	0
HOURLY TOTALS	Southbound			Westbound			Northbound			Eastbound			Pedestrians By Approach				TOTAL	
7:00 AM	9	56	3	1	19	6	3	6	1	1	10	0	2	0	1	1	115	4
7:15 AM	12	63	6	1	18	6	2	11	2	1	13	0	2	0	1	1	135	4
7:30 AM	18	56	6	1	23	6	2	10	1	1	12	0	2	3	1	1	136	7
7:45 AM	22	39	5	0	23	3	2	12	2	1	10	3	2	3	1	1	122	7
8:00 AM	20	19	4	0	20	0	0	12	2	2	4	3	2	5	0	0	86	7

INTERSECTION: *D St--/E 22nd St--*
 PROJECT ID#:
 QC JOB #: 10247009

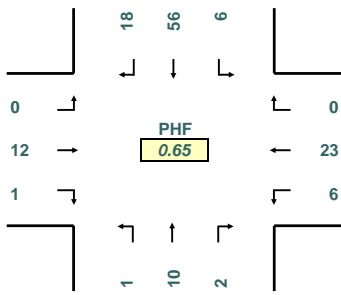
START TIME: 7:00 AM
 END TIME: 9:00 AM
 DATE: 4/10/2007



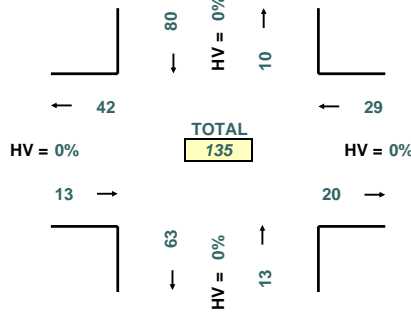
16285 SW 85th Avenue, Ste. 302
 Tigard, OR 97224
 Phone: 503-620-4242
 Fax: 503 620-4545

www.qualitycounts.net

PEAK HOUR TURNING MOVEMENTS



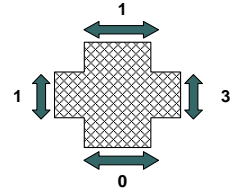
PEAK HOUR LINK VOLUMES



PEAK HOUR: 7:30 AM TO 8:30 AM

PEAK 15 MINUTES: 7:45 AM TO 8:00 AM

PEAK HOUR PED CROSSING VOLUMES



5-MINUTE COUNT PERIOD BEGINNING AT	<i>D St--</i> (Southbound)			<i>E 22nd St--</i> (Westbound)			<i>D St--</i> (Northbound)			<i>E 22nd St--</i> (Eastbound)			Crosswalk Usage (Peds By Approach)				TOTAL	
	Right	Thru	Left	Right	Thru	Left	Right	Thru	Left	Right	Thru	Left	North	East	South	West	Veh	Peds
7:00 AM	2	1	0	0	2	0	0	0	0	0	0	0	0	0	0	0	5	0
7:05 AM	1	2	0	0	1	0	0	0	0	0	0	0	0	0	0	0	5	0
7:10 AM	0	0	0	0	2	0	1	0	0	0	0	0	0	0	0	0	3	0
7:15 AM	0	2	0	0	0	0	0	0	0	1	0	0	0	0	0	0	4	0
7:20 AM	0	4	0	0	0	0	0	2	0	0	0	0	0	0	0	0	6	0
7:25 AM	0	5	0	0	0	0	0	0	0	0	0	0	0	0	0	0	5	0
7:30 AM	1	10	0	0	0	0	0	0	0	0	0	0	0	0	0	0	11	0
7:35 AM	0	4	1	0	2	1	0	1	0	0	1	0	0	0	0	0	10	0
7:40 AM	1	6	0	0	2	2	0	0	0	0	2	0	1	0	0	0	13	1
7:45 AM	2	6	0	0	2	0	0	2	0	0	0	0	0	0	0	0	12	0
7:50 AM	0	7	1	0	6	1	2	1	0	0	3	0	0	0	0	0	21	0
7:55 AM	2	9	1	0	2	2	0	0	0	0	3	0	0	0	0	1	19	1
8:00 AM	3	5	0	0	1	0	0	1	1	0	0	0	0	0	0	0	11	0
8:05 AM	2	3	1	0	0	0	0	3	0	0	0	0	0	0	0	0	9	0
8:10 AM	1	2	2	0	3	0	0	1	0	1	3	0	0	0	0	0	13	0
8:15 AM	2	2	0	0	0	0	0	0	0	0	0	0	0	0	0	0	4	0
8:20 AM	2	1	0	0	1	0	0	0	0	0	0	0	0	1	0	0	4	1
8:25 AM	2	1	0	0	4	0	0	1	0	0	0	0	0	2	0	0	8	2
8:30 AM	3	1	0	0	2	0	0	0	0	0	1	1	2	0	0	0	8	2
8:35 AM	2	1	0	0	0	0	0	2	0	0	2	0	0	0	0	0	7	0
8:40 AM	1	1	0	0	2	0	0	1	1	0	0	0	0	0	0	0	6	0
8:45 AM	1	0	0	0	2	0	0	1	0	0	0	0	0	0	0	0	4	0
8:50 AM	0	0	1	0	2	0	0	0	0	0	0	0	0	2	0	0	3	2
8:55 AM	1	2	0	0	3	0	0	2	0	1	0	0	0	0	0	0	9	0
HOURLY TOTALS	Southbound			Westbound			Northbound			Eastbound			Pedestrians By Approach				TOTAL	
7:00 AM	9	56	3	0	19	6	3	6	1	1	10	0	1	0	0	1	114	2
7:15 AM	12	63	6	0	18	6	2	11	2	1	13	0	1	0	0	1	134	2
7:30 AM	18	56	6	0	23	6	2	10	1	1	12	0	1	3	0	1	135	5
7:45 AM	22	39	5	0	23	3	2	12	2	1	10	3	2	3	0	1	122	6
8:00 AM	20	19	4	0	20	0	0	12	2	2	4	3	2	5	0	0	86	7

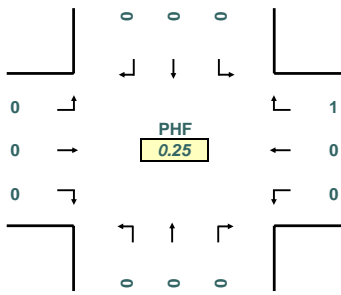
INTERSECTION: *D St--/E 22nd St--*
 PROJECT ID#:
 QC JOB #: 10247009

START TIME: 7:00 AM
 END TIME: 9:00 AM
 DATE: 4/10/2007

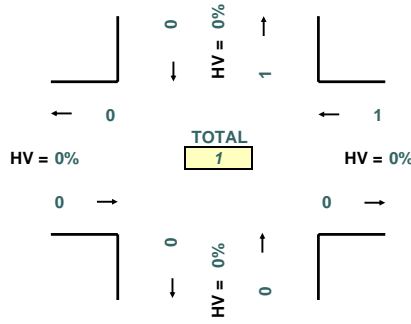


16285 SW 85th Avenue, Ste. 302
 Tigard, OR 97224
 Phone: 503-620-4242
 Fax: 503 620-4545
 www.qualitycounts.net

PEAK HOUR TURNING MOVEMENTS



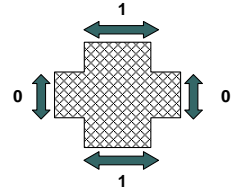
PEAK HOUR LINK VOLUMES



PEAK HOUR: 7:00 AM TO 8:00 AM

PEAK 15 MINUTES: 7:30 AM TO 7:45 AM

PEAK HOUR PED CROSSING VOLUMES



5-MINUTE COUNT PERIOD BEGINNING AT	<i>D St--</i> (Southbound)			<i>E 22nd St--</i> (Westbound)			<i>D St--</i> (Northbound)			<i>E 22nd St--</i> (Eastbound)			Crosswalk Usage (Peds By Approach)				TOTAL	
	Right	Thru	Left	Right	Thru	Left	Right	Thru	Left	Right	Thru	Left	North	East	South	West	Veh	Peds
7:00 AM	0	0	0	0	0	0	0	0	0	0	0	0	0	0	0	0	0	0
7:05 AM	0	0	0	0	0	0	0	0	0	0	0	0	0	0	0	0	0	0
7:10 AM	0	0	0	0	0	0	0	0	0	0	0	0	0	0	0	0	0	0
7:15 AM	0	0	0	0	0	0	0	0	0	0	0	0	0	0	0	0	0	0
7:20 AM	0	0	0	0	0	0	0	0	0	0	0	0	0	0	0	0	0	0
7:25 AM	0	0	0	0	0	0	0	0	0	0	0	0	0	0	0	0	0	0
7:30 AM	0	0	0	0	0	0	0	0	0	0	0	0	0	0	0	0	0	0
7:35 AM	0	0	0	0	0	0	0	0	0	0	0	0	0	0	0	0	0	0
7:40 AM	0	0	0	1	0	0	0	0	0	0	0	0	0	0	0	0	1	0
7:45 AM	0	0	0	0	0	0	0	0	0	0	0	0	0	0	0	0	0	0
7:50 AM	0	0	0	0	0	0	0	0	0	0	0	0	0	0	0	0	0	0
7:55 AM	0	0	0	0	0	0	0	0	0	0	0	0	0	0	0	0	0	0
8:00 AM	0	0	0	0	0	0	0	0	0	0	0	0	0	0	0	0	0	0
8:05 AM	0	0	0	0	0	0	0	0	0	0	0	0	0	0	0	0	0	0
8:10 AM	0	0	0	0	0	0	0	0	0	0	0	0	0	0	0	0	0	0
8:15 AM	0	0	0	0	0	0	0	0	0	0	0	0	0	0	0	0	0	0
8:20 AM	0	0	0	0	0	0	0	0	0	0	0	0	0	0	0	0	0	0
8:25 AM	0	0	0	0	0	0	0	0	0	0	0	0	0	0	0	0	0	0
8:30 AM	0	0	0	0	0	0	0	0	0	0	0	0	0	0	0	0	0	0
8:35 AM	0	0	0	0	0	0	0	0	0	0	0	0	0	0	0	0	0	0
8:40 AM	0	0	0	0	0	0	0	0	0	0	0	0	0	0	0	0	0	0
8:45 AM	0	0	0	0	0	0	0	0	0	0	0	0	0	0	0	0	0	0
8:50 AM	0	0	0	0	0	0	0	0	0	0	0	0	0	0	0	0	0	0
8:55 AM	0	0	0	0	0	0	0	0	0	0	0	0	0	0	0	0	0	0
HOURLY TOTALS	Southbound			Westbound			Northbound			Eastbound			Pedestrians By Approach				TOTAL	
7:00 AM	0	0	0	1	0	0	0	0	0	0	0	0	1	0	1	0	1	2
7:15 AM	0	0	0	1	0	0	0	0	0	0	0	0	1	0	1	0	1	2
7:30 AM	0	0	0	1	0	0	0	0	0	0	0	0	1	0	1	0	1	2
7:45 AM	0	0	0	0	0	0	0	0	0	0	0	0	0	0	1	0	0	1
8:00 AM	0	0	0	0	0	0	0	0	0	0	0	0	0	0	0	0	0	0

INTERSECTION: *Columbia St--W 24th St--*
 PROJECT ID#:
 QC JOB #: 10247010

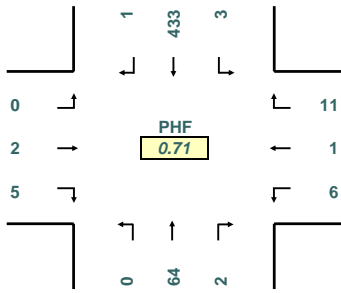
START TIME: 7:00 AM
 END TIME: 9:00 AM
 DATE: 4/10/2007



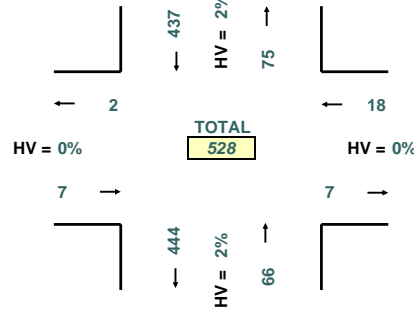
16285 SW 85th Avenue, Ste. 302
 Tigard, OR 97224
 Phone: 503-620-4242
 Fax: 503 620-4545

www.qualitycounts.net

PEAK HOUR TURNING MOVEMENTS



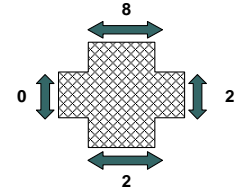
PEAK HOUR LINK VOLUMES



PEAK HOUR: 7:15 AM TO 8:15 AM

PEAK 15 MINUTES: 7:45 AM TO 8:00 AM

PEAK HOUR PED CROSSING VOLUMES



5-MINUTE COUNT PERIOD BEGINNING AT	Columbia St-- (Southbound)			W 24th St-- (Westbound)			Columbia St-- (Northbound)			W 24th St-- (Eastbound)			Crosswalk Usage (Peds By Approach)				TOTAL	
	Right	Thru	Left	Right	Thru	Left	Right	Thru	Left	Right	Thru	Left	North	East	South	West	Veh	Peds
7:00 AM	0	11	1	0	1	0	0	8	0	1	0	0	0	0	1	0	22	1
7:05 AM	0	20	0	1	0	0	0	5	0	1	0	0	1	0	0	0	27	1
7:10 AM	0	36	0	0	0	0	1	7	0	0	0	0	0	0	0	0	44	0
7:15 AM	0	33	0	1	1	1	0	3	0	0	0	0	1	0	0	0	39	1
7:20 AM	0	28	0	0	0	1	0	4	0	0	0	0	1	0	0	0	33	1
7:25 AM	0	35	0	2	0	0	0	4	0	0	0	0	0	1	0	0	41	1
7:30 AM	0	38	0	0	0	0	0	7	0	1	0	0	0	0	1	0	46	1
7:35 AM	0	33	0	2	0	1	1	8	0	0	0	0	0	0	0	0	45	0
7:40 AM	0	36	0	1	0	0	0	4	0	0	0	0	0	1	0	0	41	1
7:45 AM	0	67	0	2	0	2	0	2	0	1	0	0	1	0	0	0	74	1
7:50 AM	0	45	1	0	0	1	0	4	0	1	0	0	1	0	0	0	52	1
7:55 AM	1	49	2	1	0	0	0	7	0	0	0	0	0	0	0	0	60	0
8:00 AM	0	26	0	1	0	0	1	5	0	1	1	0	1	0	0	0	35	1
8:05 AM	0	15	0	1	0	0	0	9	0	0	0	0	2	0	0	0	25	2
8:10 AM	0	28	0	0	0	0	0	7	0	1	1	0	1	0	1	0	37	2
8:15 AM	0	18	1	2	0	0	0	11	0	0	0	0	3	0	1	1	32	5
8:20 AM	0	22	0	3	1	1	0	8	0	0	0	1	2	0	1	0	36	3
8:25 AM	0	20	0	0	0	0	0	12	0	0	0	0	0	0	0	0	32	0
8:30 AM	0	17	0	1	0	1	3	10	0	0	0	0	0	0	0	0	32	0
8:35 AM	0	16	0	1	1	1	1	9	0	0	0	0	1	0	0	0	29	1
8:40 AM	0	21	1	1	0	0	0	6	0	0	0	1	0	0	0	0	30	0
8:45 AM	0	24	0	2	0	0	0	12	0	0	0	0	0	0	0	1	38	1
8:50 AM	0	14	0	0	1	1	0	6	0	0	0	0	0	0	0	0	22	0
8:55 AM	0	13	0	0	0	0	0	9	0	0	0	0	1	0	0	0	22	1
HOURLY TOTALS	Southbound			Westbound			Northbound			Eastbound			Pedestrians By Approach				TOTAL	
7:00 AM	1	431	4	10	2	6	2	63	0	5	0	0	5	2	2	0	524	9
7:15 AM	1	433	3	11	1	6	2	64	0	5	2	0	8	2	2	0	528	12
7:30 AM	1	397	4	13	1	5	2	84	0	5	2	1	11	1	4	1	515	17
7:45 AM	1	344	5	13	2	6	5	90	0	4	2	2	12	0	3	1	474	16
8:00 AM	0	234	2	12	3	4	5	104	0	2	2	2	11	0	3	2	370	16

INTERSECTION: *Columbia St--W 24th St--*
 PROJECT ID#:
 QC JOB #: 10247010

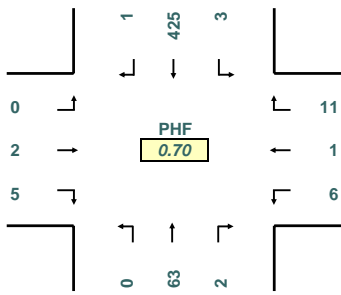
START TIME: 7:00 AM
 END TIME: 9:00 AM
 DATE: 4/10/2007



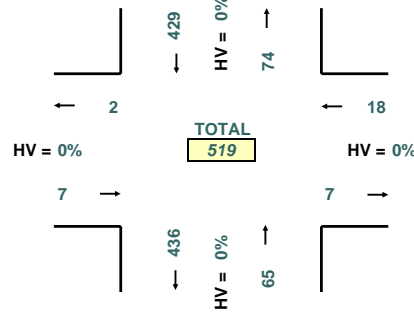
16285 SW 85th Avenue, Ste. 302
 Tigard, OR 97224
 Phone: 503-620-4242
 Fax: 503 620-4545

www.qualitycounts.net

PEAK HOUR TURNING MOVEMENTS



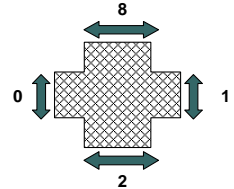
PEAK HOUR LINK VOLUMES



PEAK HOUR: 7:15 AM TO 8:15 AM

PEAK 15 MINUTES: 7:45 AM TO 8:00 AM

PEAK HOUR PED CROSSING VOLUMES



5-MINUTE COUNT PERIOD BEGINNING AT	Columbia St-- (Southbound)			W 24th St-- (Westbound)			Columbia St-- (Northbound)			W 24th St-- (Eastbound)			Crosswalk Usage (Peds By Approach)				TOTAL	
	Right	Thru	Left	Right	Thru	Left	Right	Thru	Left	Right	Thru	Left	North	East	South	West	Veh	Peds
7:00 AM	0	11	1	0	1	0	0	7	0	1	0	0	0	0	1	0	21	1
7:05 AM	0	20	0	1	0	0	0	5	0	1	0	0	1	0	0	0	27	1
7:10 AM	0	36	0	0	0	0	1	7	0	0	0	0	0	0	0	0	44	0
7:15 AM	0	32	0	1	1	1	0	3	0	0	0	0	1	0	0	0	38	1
7:20 AM	0	28	0	0	0	1	0	4	0	0	0	0	1	0	0	0	33	1
7:25 AM	0	32	0	2	0	0	0	4	0	0	0	0	0	0	0	0	38	0
7:30 AM	0	38	0	0	0	0	0	7	0	1	0	0	0	0	1	0	46	1
7:35 AM	0	32	0	2	0	1	1	7	0	0	0	0	0	0	0	0	43	0
7:40 AM	0	36	0	1	0	0	0	4	0	0	0	0	1	0	0	0	41	1
7:45 AM	0	67	0	2	0	2	0	2	0	1	0	0	1	0	0	0	74	1
7:50 AM	0	44	1	0	0	1	0	4	0	1	0	0	1	0	0	0	51	1
7:55 AM	1	49	2	1	0	0	0	7	0	0	0	0	0	0	0	0	60	0
8:00 AM	0	25	0	1	0	0	1	5	0	1	1	0	1	0	0	0	34	1
8:05 AM	0	15	0	1	0	0	0	9	0	0	0	0	2	0	0	0	25	2
8:10 AM	0	27	0	0	0	0	0	7	0	1	1	0	1	0	1	0	36	2
8:15 AM	0	18	1	2	0	0	0	8	0	0	0	0	3	0	1	1	29	5
8:20 AM	0	22	0	3	1	1	0	8	0	0	0	1	2	0	1	0	36	3
8:25 AM	0	18	0	0	0	0	0	9	0	0	0	0	0	0	0	0	27	0
8:30 AM	0	16	0	1	0	1	3	10	0	0	0	0	0	0	0	0	31	0
8:35 AM	0	15	0	1	1	1	1	9	0	0	0	0	1	0	0	0	28	1
8:40 AM	0	20	1	1	0	0	0	6	0	0	0	1	0	0	0	0	29	0
8:45 AM	0	23	0	2	0	0	0	12	0	0	0	0	0	0	0	1	37	1
8:50 AM	0	12	0	0	1	1	0	5	0	0	0	0	0	0	0	0	19	0
8:55 AM	0	13	0	0	0	0	0	8	0	0	0	0	1	0	0	0	21	1
HOURLY TOTALS	Southbound			Westbound			Northbound			Eastbound			Pedestrians By Approach				TOTAL	
7:00 AM	1	425	4	10	2	6	2	61	0	5	0	0	5	1	2	0	516	8
7:15 AM	1	425	3	11	1	6	2	63	0	5	2	0	8	1	2	0	519	11
7:30 AM	1	391	4	13	1	5	2	77	0	5	2	1	11	1	4	1	502	17
7:45 AM	1	336	5	13	2	6	5	84	0	4	2	2	12	0	3	1	460	16
8:00 AM	0	224	2	12	3	4	5	96	0	2	2	2	11	0	3	2	352	16

INTERSECTION: *Columbia St--W 24th St--*
 PROJECT ID#:
 QC JOB #: 10247010

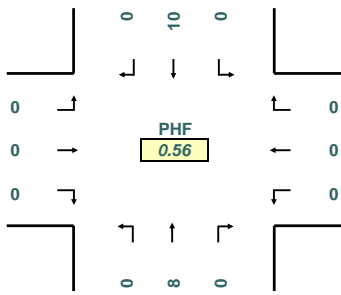
START TIME: 7:00 AM
 END TIME: 9:00 AM
 DATE: 4/10/2007



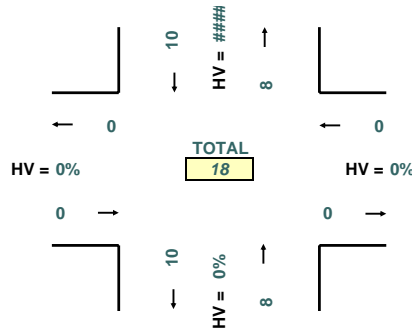
16285 SW 85th Avenue, Ste. 302
 Tigard, OR 97224
 Phone: 503-620-4242
 Fax: 503 620-4545

www.qualitycounts.net

PEAK HOUR TURNING MOVEMENTS



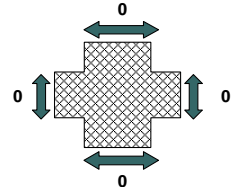
PEAK HOUR LINK VOLUMES



PEAK HOUR: 8:00 AM TO 9:00 AM

PEAK 15 MINUTES: 8:15 AM TO 8:30 AM

PEAK HOUR PED CROSSING VOLUMES



5-MINUTE COUNT PERIOD BEGINNING AT	Columbia St-- (Southbound)			W 24th St-- (Westbound)			Columbia St-- (Northbound)			W 24th St-- (Eastbound)			Crosswalk Usage (Peds By Approach)				TOTAL	
	Right	Thru	Left	Right	Thru	Left	Right	Thru	Left	Right	Thru	Left	North	East	South	West	Veh	Peds
7:00 AM	0	0	0	0	0	0	0	1	0	0	0	0	0	0	0	0	1	0
7:05 AM	0	0	0	0	0	0	0	0	0	0	0	0	0	0	0	0	0	0
7:10 AM	0	0	0	0	0	0	0	0	0	0	0	0	0	0	0	0	0	0
7:15 AM	0	1	0	0	0	0	0	0	0	0	0	0	0	0	0	0	1	0
7:20 AM	0	0	0	0	0	0	0	0	0	0	0	0	0	0	0	0	0	0
7:25 AM	0	3	0	0	0	0	0	0	0	0	0	0	0	1	0	0	3	1
7:30 AM	0	0	0	0	0	0	0	0	0	0	0	0	0	0	0	0	0	0
7:35 AM	0	1	0	0	0	0	0	0	1	0	0	0	0	0	0	0	2	0
7:40 AM	0	0	0	0	0	0	0	0	0	0	0	0	0	0	0	0	0	0
7:45 AM	0	0	0	0	0	0	0	0	0	0	0	0	0	0	0	0	0	0
7:50 AM	0	1	0	0	0	0	0	0	0	0	0	0	0	0	0	0	1	0
7:55 AM	0	0	0	0	0	0	0	0	0	0	0	0	0	0	0	0	0	0
8:00 AM	0	1	0	0	0	0	0	0	0	0	0	0	0	0	0	0	1	0
8:05 AM	0	0	0	0	0	0	0	0	0	0	0	0	0	0	0	0	0	0
8:10 AM	0	1	0	0	0	0	0	0	0	0	0	0	0	0	0	0	1	0
8:15 AM	0	0	0	0	0	0	0	3	0	0	0	0	0	0	0	0	3	0
8:20 AM	0	0	0	0	0	0	0	0	0	0	0	0	0	0	0	0	0	0
8:25 AM	0	2	0	0	0	0	0	3	0	0	0	0	0	0	0	0	5	0
8:30 AM	0	1	0	0	0	0	0	0	0	0	0	0	0	0	0	0	1	0
8:35 AM	0	1	0	0	0	0	0	0	0	0	0	0	0	0	0	0	1	0
8:40 AM	0	1	0	0	0	0	0	0	0	0	0	0	0	0	0	0	1	0
8:45 AM	0	1	0	0	0	0	0	0	0	0	0	0	0	0	0	0	1	0
8:50 AM	0	2	0	0	0	0	0	1	0	0	0	0	0	0	0	0	3	0
8:55 AM	0	0	0	0	0	0	0	1	0	0	0	0	0	0	0	0	1	0
HOURLY TOTALS	Southbound			Westbound			Northbound			Eastbound			Pedestrians By Approach				TOTAL	
7:00 AM	0	6	0	0	0	0	0	2	0	0	0	0	0	1	0	0	8	1
7:15 AM	0	8	0	0	0	0	0	1	0	0	0	0	0	1	0	0	9	1
7:30 AM	0	6	0	0	0	0	0	7	0	0	0	0	0	0	0	0	13	0
7:45 AM	0	8	0	0	0	0	0	6	0	0	0	0	0	0	0	0	14	0
8:00 AM	0	10	0	0	0	0	0	8	0	0	0	0	0	0	0	0	18	0

INTERSECTION: *Main St--W 24th St--*
 PROJECT ID#:
 QC JOB #: 10247011

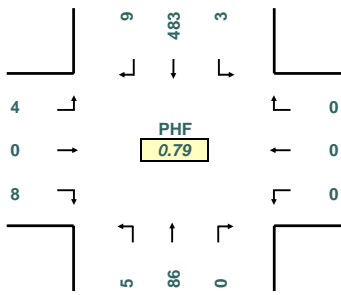
START TIME: 7:00 AM
 END TIME: 9:00 AM
 DATE: 4/10/2007



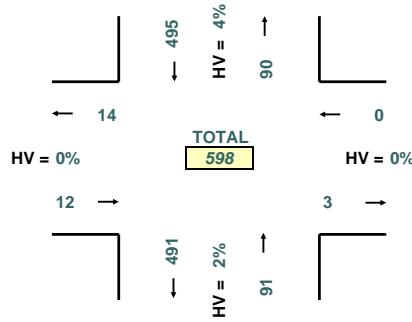
16285 SW 85th Avenue, Ste. 302
 Tigard, OR 97224
 Phone: 503-620-4242
 Fax: 503 620-4545

www.qualitycounts.net

PEAK HOUR TURNING MOVEMENTS



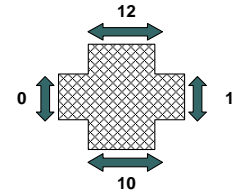
PEAK HOUR LINK VOLUMES



PEAK HOUR: 7:15 AM TO 8:15 AM

PEAK 15 MINUTES: 7:45 AM TO 8:00 AM

PEAK HOUR PED CROSSING VOLUMES



5-MINUTE COUNT PERIOD BEGINNING AT	Main St-- (Southbound)			W 24th St-- (Westbound)			Main St-- (Northbound)			W 24th St-- (Eastbound)			Crosswalk Usage (Peds By Approach)				TOTAL	
	Right	Thru	Left	Right	Thru	Left	Right	Thru	Left	Right	Thru	Left	North	East	South	West	Veh	Peds
7:00 AM	1	29	1	0	0	0	0	1	0	0	0	1	1	0	1	0	33	2
7:05 AM	2	25	0	0	0	0	0	5	1	0	0	0	1	0	0	0	33	1
7:10 AM	0	36	0	0	0	0	0	6	0	0	0	0	0	0	2	0	42	2
7:15 AM	1	30	0	0	0	0	0	4	0	1	0	0	0	0	2	0	36	2
7:20 AM	0	34	0	0	0	0	0	6	0	1	0	1	1	0	1	0	42	2
7:25 AM	2	40	0	0	0	0	0	5	0	2	0	0	3	0	0	0	49	3
7:30 AM	1	36	0	0	0	0	0	6	0	0	0	0	2	1	1	0	43	4
7:35 AM	0	35	0	0	0	0	0	2	2	0	0	0	0	0	0	0	39	0
7:40 AM	0	53	0	0	0	0	0	8	1	2	0	1	1	0	1	0	65	2
7:45 AM	1	50	0	0	0	0	0	9	0	0	0	1	1	0	0	0	61	1
7:50 AM	2	48	0	0	0	0	0	7	0	1	0	0	1	0	0	0	58	1
7:55 AM	2	54	0	0	0	0	0	12	2	0	0	0	0	0	1	0	70	1
8:00 AM	0	39	0	0	0	0	0	8	0	1	0	1	0	0	4	0	49	4
8:05 AM	0	29	1	0	0	0	0	9	0	0	0	0	1	0	0	0	39	1
8:10 AM	0	35	2	0	0	0	0	10	0	0	0	0	2	0	0	0	47	2
8:15 AM	1	16	0	0	0	0	0	13	1	1	0	2	0	0	0	0	34	0
8:20 AM	4	20	0	0	0	0	0	7	0	0	0	0	0	0	0	0	31	0
8:25 AM	2	19	0	0	0	0	0	11	0	3	0	0	0	0	0	0	35	0
8:30 AM	4	14	0	0	0	0	0	11	1	2	0	1	1	0	2	0	33	3
8:35 AM	4	23	0	0	0	0	0	6	1	1	0	0	2	0	1	0	35	3
8:40 AM	0	34	1	0	0	0	0	9	0	0	0	1	1	0	3	1	45	5
8:45 AM	1	20	0	0	0	0	0	15	0	0	0	0	1	0	4	0	36	5
8:50 AM	2	25	0	0	0	0	0	10	0	0	0	0	1	0	0	0	37	1
8:55 AM	1	25	0	0	0	0	0	12	1	0	0	0	1	0	0	0	39	1
HOURLY TOTALS	Southbound			Westbound			Northbound			Eastbound			Pedestrians By Approach				TOTAL	
7:00 AM	12	470	1	0	0	0	0	71	6	7	0	4	11	1	9	0	571	21
7:15 AM	9	483	3	0	0	0	0	86	5	8	0	4	12	1	10	0	598	23
7:30 AM	13	434	3	0	0	0	0	102	6	8	0	5	8	1	7	0	571	16
7:45 AM	20	381	4	0	0	0	0	112	5	9	0	6	9	0	11	1	537	21
8:00 AM	19	299	4	0	0	0	0	121	4	8	0	5	10	0	14	1	460	25

INTERSECTION: *Main St--W 24th St--*
 PROJECT ID#:
 QC JOB #: 10247011

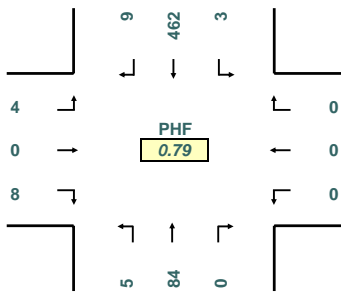
START TIME: 7:00 AM
 END TIME: 9:00 AM
 DATE: 4/10/2007



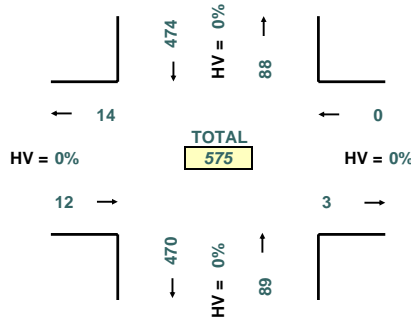
16285 SW 85th Avenue, Ste. 302
 Tigard, OR 97224
 Phone: 503-620-4242
 Fax: 503 620-4545

www.qualitycounts.net

PEAK HOUR TURNING MOVEMENTS



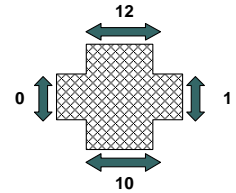
PEAK HOUR LINK VOLUMES



PEAK HOUR: 7:15 AM TO 8:15 AM

PEAK 15 MINUTES: 7:45 AM TO 8:00 AM

PEAK HOUR PED CROSSING VOLUMES



5-MINUTE COUNT PERIOD BEGINNING AT	Main St-- (Southbound)			W 24th St-- (Westbound)			Main St-- (Northbound)			W 24th St-- (Eastbound)			Crosswalk Usage (Peds By Approach)				TOTAL	
	Right	Thru	Left	Right	Thru	Left	Right	Thru	Left	Right	Thru	Left	North	East	South	West	Veh	Peds
7:00 AM	1	28	1	0	0	0	0	1	0	0	0	1	0	1	0	32	2	
7:05 AM	2	24	0	0	0	0	0	5	1	0	0	0	1	0	0	32	1	
7:10 AM	0	35	0	0	0	0	0	5	0	0	0	0	0	2	0	40	2	
7:15 AM	1	30	0	0	0	0	0	4	0	1	0	0	0	2	0	36	2	
7:20 AM	0	32	0	0	0	0	0	6	0	1	0	1	1	0	1	40	2	
7:25 AM	2	39	0	0	0	0	0	5	0	2	0	0	3	0	0	48	3	
7:30 AM	1	33	0	0	0	0	0	6	0	0	0	0	2	1	1	40	4	
7:35 AM	0	33	0	0	0	0	0	2	2	0	0	0	0	0	0	37	0	
7:40 AM	0	52	0	0	0	0	0	8	1	2	0	1	1	0	1	64	2	
7:45 AM	1	48	0	0	0	0	0	7	0	0	0	1	1	0	0	57	1	
7:50 AM	2	46	0	0	0	0	0	7	0	1	0	0	1	0	0	56	1	
7:55 AM	2	52	0	0	0	0	0	12	2	0	0	0	0	1	0	68	1	
8:00 AM	0	38	0	0	0	0	0	8	0	1	0	1	0	0	4	48	4	
8:05 AM	0	26	1	0	0	0	0	9	0	0	0	0	1	0	0	36	1	
8:10 AM	0	33	2	0	0	0	0	10	0	0	0	0	2	0	0	45	2	
8:15 AM	1	15	0	0	0	0	0	13	1	1	0	2	0	0	0	33	0	
8:20 AM	4	19	0	0	0	0	0	6	0	0	0	0	0	0	0	29	0	
8:25 AM	2	17	0	0	0	0	0	10	0	3	0	0	0	0	0	32	0	
8:30 AM	4	13	0	0	0	0	0	11	1	2	0	1	1	0	2	32	3	
8:35 AM	4	22	0	0	0	0	0	6	1	1	0	0	2	0	1	34	3	
8:40 AM	0	31	1	0	0	0	0	9	0	0	0	1	1	0	3	42	5	
8:45 AM	1	19	0	0	0	0	0	15	0	0	0	0	1	0	4	35	5	
8:50 AM	2	24	0	0	0	0	0	9	0	0	0	0	1	0	0	35	1	
8:55 AM	1	25	0	0	0	0	0	11	1	0	0	0	1	0	0	38	1	
HOURLY TOTALS	Southbound			Westbound			Northbound			Eastbound			Pedestrians By Approach				TOTAL	
7:00 AM	12	452	1	0	0	0	0	68	6	7	0	4	11	1	9	0	550	21
7:15 AM	9	462	3	0	0	0	0	84	5	8	0	4	12	1	10	0	575	23
7:30 AM	13	412	3	0	0	0	0	98	6	8	0	5	8	1	7	0	545	16
7:45 AM	20	360	4	0	0	0	0	108	5	9	0	6	9	0	11	1	512	21
8:00 AM	19	282	4	0	0	0	0	117	4	8	0	5	10	0	14	1	439	25

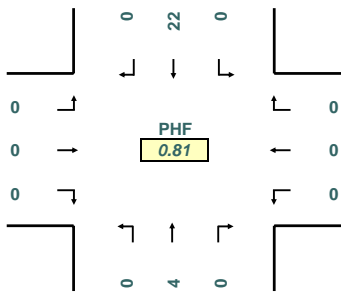
INTERSECTION: *Main St--W 24th St--*
 PROJECT ID#:
 QC JOB #: 10247011

START TIME: 7:00 AM
 END TIME: 9:00 AM
 DATE: 4/10/2007



16285 SW 85th Avenue, Ste. 302
 Tigard, OR 97224
 Phone: 503-620-4242
 Fax: 503 620-4545
 www.qualitycounts.net

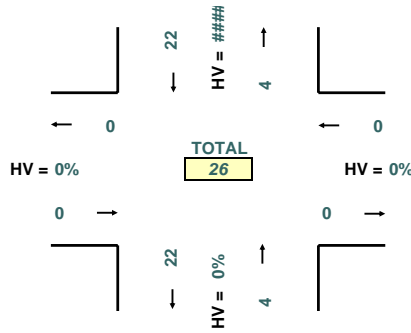
PEAK HOUR TURNING MOVEMENTS



PHF
0.81

PEAK HOUR: 7:30 AM TO 8:30 AM

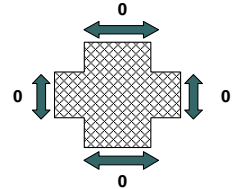
PEAK HOUR LINK VOLUMES



TOTAL
26

PEAK 15 MINUTES: 7:45 AM TO 8:00 AM

PEAK HOUR PED CROSSING VOLUMES



5-MINUTE COUNT PERIOD BEGINNING AT	Main St-- (Southbound)			W 24th St-- (Westbound)			Main St-- (Northbound)			W 24th St-- (Eastbound)			Crosswalk Usage (Peds By Approach)				TOTAL	
	Right	Thru	Left	Right	Thru	Left	Right	Thru	Left	Right	Thru	Left	North	East	South	West	Veh	Peds
7:00 AM	0	1	0	0	0	0	0	0	0	0	0	0	0	0	0	0	1	0
7:05 AM	0	1	0	0	0	0	0	0	0	0	0	0	0	0	0	0	1	0
7:10 AM	0	1	0	0	0	0	0	0	1	0	0	0	0	0	0	0	2	0
7:15 AM	0	0	0	0	0	0	0	0	0	0	0	0	0	0	0	0	0	0
7:20 AM	0	2	0	0	0	0	0	0	0	0	0	0	0	0	0	0	2	0
7:25 AM	0	1	0	0	0	0	0	0	0	0	0	0	0	0	0	0	1	0
7:30 AM	0	3	0	0	0	0	0	0	0	0	0	0	0	0	0	0	3	0
7:35 AM	0	2	0	0	0	0	0	0	0	0	0	0	0	0	0	0	2	0
7:40 AM	0	1	0	0	0	0	0	0	0	0	0	0	0	0	0	0	1	0
7:45 AM	0	2	0	0	0	0	0	0	2	0	0	0	0	0	0	0	4	0
7:50 AM	0	2	0	0	0	0	0	0	0	0	0	0	0	0	0	0	2	0
7:55 AM	0	2	0	0	0	0	0	0	0	0	0	0	0	0	0	0	2	0
8:00 AM	0	1	0	0	0	0	0	0	0	0	0	0	0	0	0	0	1	0
8:05 AM	0	3	0	0	0	0	0	0	0	0	0	0	0	0	0	0	3	0
8:10 AM	0	2	0	0	0	0	0	0	0	0	0	0	0	0	0	0	2	0
8:15 AM	0	1	0	0	0	0	0	0	0	0	0	0	0	0	0	0	1	0
8:20 AM	0	1	0	0	0	0	0	0	1	0	0	0	0	0	0	0	2	0
8:25 AM	0	2	0	0	0	0	0	0	1	0	0	0	0	0	0	0	3	0
8:30 AM	0	1	0	0	0	0	0	0	0	0	0	0	0	0	0	0	1	0
8:35 AM	0	1	0	0	0	0	0	0	0	0	0	0	0	0	0	0	1	0
8:40 AM	0	3	0	0	0	0	0	0	0	0	0	0	0	0	0	0	3	0
8:45 AM	0	1	0	0	0	0	0	0	0	0	0	0	0	0	0	0	1	0
8:50 AM	0	1	0	0	0	0	0	0	1	0	0	0	0	0	0	0	2	0
8:55 AM	0	0	0	0	0	0	0	0	1	0	0	0	0	0	0	0	1	0
HOURLY TOTALS	Southbound			Westbound			Northbound			Eastbound			Pedestrians By Approach				TOTAL	
7:00 AM	0	18	0	0	0	0	0	3	0	0	0	0	0	0	0	0	21	0
7:15 AM	0	21	0	0	0	0	0	2	0	0	0	0	0	0	0	0	23	0
7:30 AM	0	22	0	0	0	0	0	4	0	0	0	0	0	0	0	0	26	0
7:45 AM	0	21	0	0	0	0	0	4	0	0	0	0	0	0	0	0	25	0
8:00 AM	0	17	0	0	0	0	0	4	0	0	0	0	0	0	0	0	21	0

INTERSECTION: Fort Vancouver Way--/St. Johns Blvd--
 PROJECT ID#:
 QC JOB #: 10247030

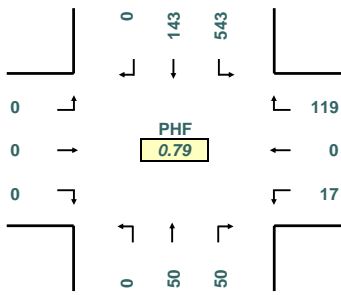
START TIME: 7:00 AM
 END TIME: 9:00 AM
 DATE: 4/10/2007



16285 SW 85th Avenue, Ste. 302
 Tigard, OR 97224
 Phone: 503-620-4242
 Fax: 503 620-4545

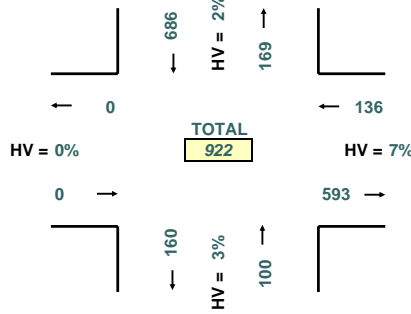
www.qualitycounts.net

PEAK HOUR TURNING MOVEMENTS



PHF
0.79

PEAK HOUR LINK VOLUMES

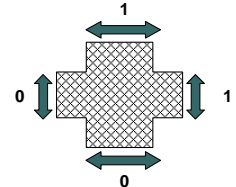


TOTAL
922

PEAK HOUR: 7:00 AM TO 8:00 AM

PEAK 15 MINUTES: 7:45 AM TO 8:00 AM

PEAK HOUR PED CROSSING VOLUMES



5-MINUTE COUNT PERIOD BEGINNING AT	Fort Vancouver Way-- (Southbound)			St. Johns Blvd-- (Westbound)			Fort Vancouver Way-- (Northbound)			St. Johns Blvd-- (Eastbound)			Crosswalk Usage (Peds By Approach)				TOTAL	
	Right	Thru	Left	Right	Thru	Left	Right	Thru	Left	Right	Thru	Left	North	East	South	West	Veh	Peds
7:00 AM	0	5	22	7	0	1	2	6	0	0	0	0	0	0	0	0	43	0
7:05 AM	0	5	25	10	0	0	6	8	0	0	0	0	0	0	0	0	54	0
7:10 AM	0	12	66	10	0	0	7	0	0	0	0	0	0	0	0	0	95	0
7:15 AM	0	8	28	5	0	2	6	3	0	0	0	0	0	1	0	0	52	1
7:20 AM	0	15	43	12	0	2	8	6	0	0	0	0	0	0	0	0	86	0
7:25 AM	0	11	40	16	0	3	2	7	0	0	0	0	1	0	0	0	79	1
7:30 AM	0	14	48	16	0	1	0	4	0	0	0	0	0	0	0	0	83	0
7:35 AM	0	11	41	4	0	2	3	1	0	0	0	0	0	0	0	0	62	0
7:40 AM	0	12	49	8	0	2	2	5	0	0	0	0	0	0	0	0	78	0
7:45 AM	0	17	67	11	0	1	7	2	0	0	0	0	0	0	0	0	105	0
7:50 AM	0	11	52	8	0	1	3	6	0	0	0	0	0	0	0	0	81	0
7:55 AM	0	22	62	12	0	2	4	2	0	0	0	0	0	0	0	0	104	0
8:00 AM	0	15	42	11	0	0	6	3	0	0	0	0	0	0	0	0	77	0
8:05 AM	0	14	23	5	0	1	2	3	0	0	0	0	0	0	1	0	48	1
8:10 AM	0	7	27	8	0	5	4	7	0	0	0	0	2	0	0	0	58	2
8:15 AM	0	5	19	4	0	1	6	4	0	0	0	0	0	0	0	0	39	0
8:20 AM	0	9	22	7	0	0	5	5	0	0	0	0	0	0	0	0	48	0
8:25 AM	0	10	38	6	0	1	6	4	0	0	0	0	0	0	0	0	65	0
8:30 AM	0	10	37	5	0	2	1	5	0	0	0	0	0	0	0	0	60	0
8:35 AM	0	9	45	12	0	0	5	3	0	0	0	0	2	1	0	1	74	4
8:40 AM	0	12	61	7	0	5	6	5	0	0	0	0	0	0	0	0	96	0
8:45 AM	0	10	62	11	0	1	3	8	0	0	0	0	0	0	0	0	95	0
8:50 AM	0	8	59	22	0	2	2	6	0	0	0	0	0	0	0	1	99	1
8:55 AM	0	11	33	28	0	3	6	1	0	0	0	0	0	0	0	0	82	0
HOURLY TOTALS	Southbound			Westbound			Northbound			Eastbound			Pedestrians By Approach				TOTAL	
7:00 AM	0	143	543	119	0	17	50	50	0	0	0	0	1	1	0	0	922	2
7:15 AM	0	157	522	116	0	22	47	49	0	0	0	0	3	1	0	1	913	5
7:30 AM	0	147	490	100	0	17	48	46	0	0	0	0	2	0	0	1	848	3
7:45 AM	0	141	495	96	0	19	55	49	0	0	0	0	4	1	0	2	855	7
8:00 AM	0	120	468	126	0	21	52	54	0	0	0	0	4	1	0	3	841	8

INTERSECTION: Fort Vancouver Way--/St. Johns Blvd--
 PROJECT ID#:
 QC JOB #: 10247030

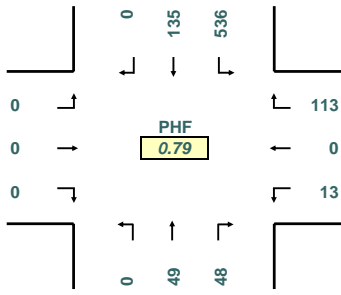
START TIME: 7:00 AM
 END TIME: 9:00 AM
 DATE: 4/10/2007



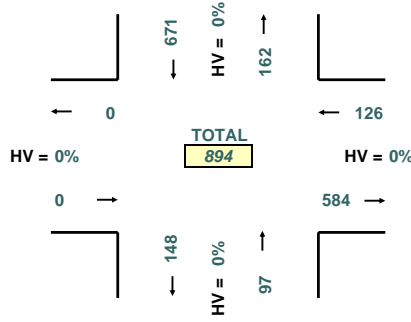
16285 SW 85th Avenue, Ste. 302
 Tigard, OR 97224
 Phone: 503-620-4242
 Fax: 503 620-4545

www.qualitycounts.net

PEAK HOUR TURNING MOVEMENTS



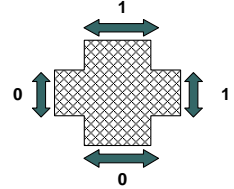
PEAK HOUR LINK VOLUMES



PEAK HOUR: 7:00 AM TO 8:00 AM

PEAK 15 MINUTES: 7:45 AM TO 8:00 AM

PEAK HOUR PED CROSSING VOLUMES



5-MINUTE COUNT PERIOD BEGINNING AT	Fort Vancouver Way-- (Southbound)			St. Johns Blvd-- (Westbound)			Fort Vancouver Way-- (Northbound)			St. Johns Blvd-- (Eastbound)			Crosswalk Usage (Peds By Approach)				TOTAL	
	Right	Thru	Left	Right	Thru	Left	Right	Thru	Left	Right	Thru	Left	North	East	South	West	Veh	Peds
7:00 AM	0	5	21	7	0	1	2	6	0	0	0	0	0	0	0	0	42	0
7:05 AM	0	4	24	10	0	0	5	8	0	0	0	0	0	0	0	0	51	0
7:10 AM	0	12	66	9	0	0	7	0	0	0	0	0	0	0	0	0	94	0
7:15 AM	0	7	28	5	0	2	6	3	0	0	0	0	0	1	0	0	51	1
7:20 AM	0	14	41	11	0	2	8	6	0	0	0	0	0	0	0	0	82	0
7:25 AM	0	11	39	15	0	2	2	7	0	0	0	0	1	0	0	0	76	1
7:30 AM	0	13	48	15	0	0	0	3	0	0	0	0	0	0	0	0	79	0
7:35 AM	0	10	40	4	0	1	3	1	0	0	0	0	0	0	0	0	59	0
7:40 AM	0	11	49	7	0	2	2	5	0	0	0	0	0	0	0	0	76	0
7:45 AM	0	17	67	11	0	1	7	2	0	0	0	0	0	0	0	0	105	0
7:50 AM	0	11	51	7	0	1	3	6	0	0	0	0	0	0	0	0	79	0
7:55 AM	0	20	62	12	0	1	3	2	0	0	0	0	0	0	0	0	100	0
8:00 AM	0	15	39	10	0	0	6	3	0	0	0	0	0	0	0	0	73	0
8:05 AM	0	14	23	5	0	1	2	3	0	0	0	0	0	0	0	1	48	1
8:10 AM	0	7	27	7	0	5	4	7	0	0	0	0	2	0	0	0	57	2
8:15 AM	0	5	18	4	0	1	6	2	0	0	0	0	0	0	0	0	36	0
8:20 AM	0	9	22	6	0	0	5	5	0	0	0	0	0	0	0	0	47	0
8:25 AM	0	10	38	6	0	1	6	3	0	0	0	0	0	0	0	0	64	0
8:30 AM	0	8	35	5	0	2	1	5	0	0	0	0	0	0	0	0	56	0
8:35 AM	0	9	45	12	0	0	4	3	0	0	0	0	2	1	0	1	73	4
8:40 AM	0	11	61	7	0	5	4	3	0	0	0	0	0	0	0	0	91	0
8:45 AM	0	10	61	11	0	0	3	8	0	0	0	0	0	0	0	0	93	0
8:50 AM	0	7	57	21	0	2	2	6	0	0	0	0	0	0	0	1	95	1
8:55 AM	0	11	33	28	0	3	6	1	0	0	0	0	0	0	0	0	82	0
HOURLY TOTALS	Southbound			Westbound			Northbound			Eastbound			Pedestrians By Approach				TOTAL	
7:00 AM	0	135	536	113	0	13	48	49	0	0	0	0	1	1	0	0	894	2
7:15 AM	0	150	514	109	0	18	46	48	0	0	0	0	3	1	0	1	885	5
7:30 AM	0	142	484	94	0	14	47	42	0	0	0	0	2	0	0	1	823	3
7:45 AM	0	136	488	92	0	18	51	44	0	0	0	0	4	1	0	2	829	7
8:00 AM	0	116	459	122	0	20	49	49	0	0	0	0	4	1	0	3	815	8

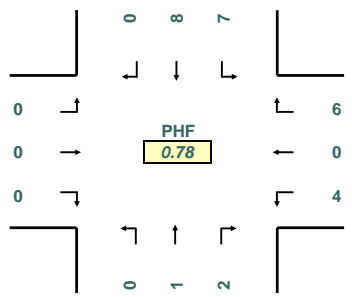
INTERSECTION: *Fort Vancouver Way--/St. Johns Blvd--*
 PROJECT ID#:
 QC JOB #: 10247030

START TIME: 7:00 AM
 END TIME: 9:00 AM
 DATE: 4/10/2007

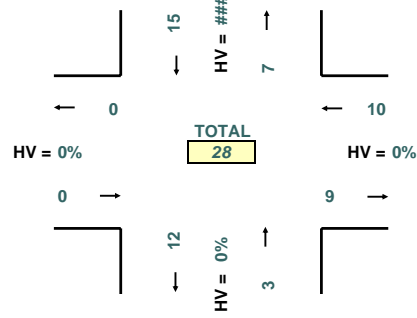


16285 SW 85th Avenue, Ste. 302
 Tigard, OR 97224
 Phone: 503-620-4242
 Fax: 503 620-4545
 www.qualitycounts.net

PEAK HOUR TURNING MOVEMENTS



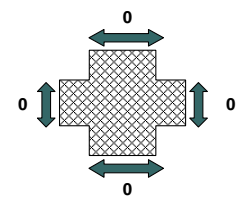
PEAK HOUR LINK VOLUMES



PEAK HOUR: 7:00 AM TO 8:00 AM

PEAK 15 MINUTES: 8:30 AM TO 8:45 AM

PEAK HOUR PED CROSSING VOLUMES



5-MINUTE COUNT PERIOD BEGINNING AT	Fort Vancouver Way-- (Southbound)			St. Johns Blvd-- (Westbound)			Fort Vancouver Way-- (Northbound)			St. Johns Blvd-- (Eastbound)			Crosswalk Usage (Peds By Approach)				TOTAL	
	Right	Thru	Left	Right	Thru	Left	Right	Thru	Left	Right	Thru	Left	North	East	South	West	Veh	Peds
7:00 AM	0	0	1	0	0	0	0	0	0	0	0	0	0	0	0	0	1	0
7:05 AM	0	1	1	0	0	0	1	0	0	0	0	0	0	0	0	0	3	0
7:10 AM	0	0	0	1	0	0	0	0	0	0	0	0	0	0	0	0	1	0
7:15 AM	0	1	0	0	0	0	0	0	0	0	0	0	0	0	0	0	1	0
7:20 AM	0	1	2	1	0	0	0	0	0	0	0	0	0	0	0	0	4	0
7:25 AM	0	0	1	1	0	1	0	0	0	0	0	0	0	0	0	0	3	0
7:30 AM	0	1	0	1	0	1	0	1	0	0	0	0	0	0	0	0	4	0
7:35 AM	0	1	1	0	0	1	0	0	0	0	0	0	0	0	0	0	3	0
7:40 AM	0	1	0	1	0	0	0	0	0	0	0	0	0	0	0	0	2	0
7:45 AM	0	0	0	0	0	0	0	0	0	0	0	0	0	0	0	0	0	0
7:50 AM	0	0	1	1	0	0	0	0	0	0	0	0	0	0	0	0	2	0
7:55 AM	0	2	0	0	0	1	1	0	0	0	0	0	0	0	0	0	4	0
8:00 AM	0	0	3	1	0	0	0	0	0	0	0	0	0	0	0	0	4	0
8:05 AM	0	0	0	0	0	0	0	0	0	0	0	0	0	0	0	0	0	0
8:10 AM	0	0	0	1	0	0	0	0	0	0	0	0	0	0	0	0	1	0
8:15 AM	0	0	1	0	0	0	0	2	0	0	0	0	0	0	0	0	3	0
8:20 AM	0	0	0	1	0	0	0	0	0	0	0	0	0	0	0	0	1	0
8:25 AM	0	0	0	0	0	0	0	1	0	0	0	0	0	0	0	0	1	0
8:30 AM	0	2	2	0	0	0	0	0	0	0	0	0	0	0	0	0	4	0
8:35 AM	0	0	0	0	0	0	1	0	0	0	0	0	0	0	0	0	1	0
8:40 AM	0	1	0	0	0	0	2	2	0	0	0	0	0	0	0	0	5	0
8:45 AM	0	0	1	0	0	1	0	0	0	0	0	0	0	0	0	0	2	0
8:50 AM	0	1	2	1	0	0	0	0	0	0	0	0	0	0	0	0	4	0
8:55 AM	0	0	0	0	0	0	0	0	0	0	0	0	0	0	0	0	0	0
HOURLY TOTALS	Southbound			Westbound			Northbound			Eastbound			Pedestrians By Approach				TOTAL	
7:00 AM	0	8	7	6	0	4	2	1	0	0	0	0	0	0	0	0	28	0
7:15 AM	0	7	8	7	0	4	1	1	0	0	0	0	0	0	0	0	28	0
7:30 AM	0	5	6	6	0	3	1	4	0	0	0	0	0	0	0	0	25	0
7:45 AM	0	5	7	4	0	1	4	5	0	0	0	0	0	0	0	0	26	0
8:00 AM	0	4	9	4	0	1	3	5	0	0	0	0	0	0	0	0	26	0

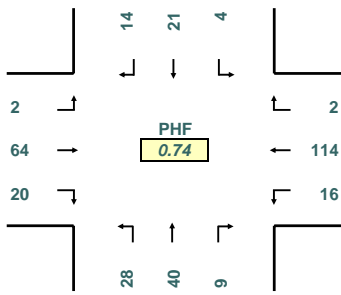
INTERSECTION: *F St--E 33rd St--*
 PROJECT ID#:
 QC JOB #: 10247019

START TIME: 7:00 AM
 END TIME: 9:00 AM
 DATE: 4/10/2007

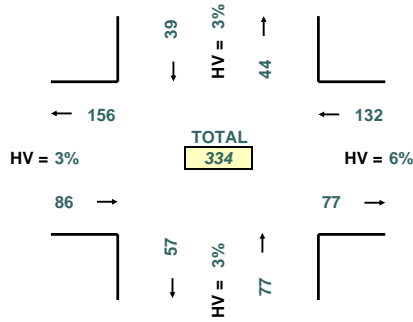


QUALITY COUNTS
 16285 SW 85th Avenue, Ste. 302
 Tigard, OR 97224
 Phone: 503-620-4242
 Fax: 503 620-4545
 www.qualitycounts.net

PEAK HOUR TURNING MOVEMENTS



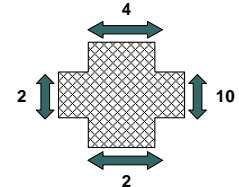
PEAK HOUR LINK VOLUMES



PEAK HOUR: 8:00 AM TO 9:00 AM

PEAK 15 MINUTES: 8:15 AM TO 8:30 AM

PEAK HOUR PED CROSSING VOLUMES



5-MINUTE COUNT PERIOD BEGINNING AT	F St-- (Southbound)			E 33rd St-- (Westbound)			F St-- (Northbound)			E 33rd St-- (Eastbound)			Crosswalk Usage (Peds By Approach)				TOTAL	
	Right	Thru	Left	Right	Thru	Left	Right	Thru	Left	Right	Thru	Left	North	East	South	West	Veh	Peds
7:00 AM	0	0	0	3	7	0	0	0	0	1	4	0	0	0	0	0	15	0
7:05 AM	2	1	1	0	3	0	0	1	1	0	3	0	0	0	0	0	12	0
7:10 AM	0	0	0	0	7	1	0	0	0	1	8	0	0	0	0	0	17	0
7:15 AM	0	0	0	2	3	3	0	1	1	1	3	0	0	0	0	0	14	0
7:20 AM	0	3	0	0	5	0	1	0	0	0	2	0	0	0	0	0	11	0
7:25 AM	2	6	1	0	7	0	0	1	0	1	8	1	2	0	0	0	27	2
7:30 AM	0	2	0	0	9	0	0	1	0	0	9	0	0	0	1	0	21	1
7:35 AM	2	4	0	0	5	1	0	0	2	3	5	0	0	0	0	0	22	0
7:40 AM	3	0	1	1	11	1	2	2	0	2	6	0	0	0	0	0	29	0
7:45 AM	0	8	0	1	8	0	0	0	0	1	5	0	0	0	0	0	23	0
7:50 AM	1	3	1	1	14	1	0	2	0	2	10	0	0	1	1	0	35	2
7:55 AM	3	2	0	1	8	1	1	0	1	0	7	0	0	0	0	1	24	1
8:00 AM	2	1	0	0	9	1	0	0	3	0	5	1	1	1	0	1	22	3
8:05 AM	1	0	0	0	5	0	1	0	1	4	3	0	0	0	0	1	15	1
8:10 AM	0	1	1	0	7	3	1	3	4	1	7	0	0	0	1	0	28	1
8:15 AM	0	1	1	0	10	4	3	5	3	3	3	0	1	0	0	0	33	1
8:20 AM	3	5	0	1	14	3	2	10	4	0	4	0	0	0	0	0	46	0
8:25 AM	1	1	0	0	11	1	0	8	3	1	8	0	0	6	0	0	34	6
8:30 AM	2	0	0	1	9	0	0	3	2	2	7	0	0	2	0	0	26	2
8:35 AM	1	3	0	0	8	0	1	3	1	3	5	0	0	0	0	0	25	0
8:40 AM	0	2	0	0	5	0	0	0	4	1	6	0	1	0	0	0	18	1
8:45 AM	1	3	0	0	10	1	0	4	2	2	6	0	1	0	1	0	29	2
8:50 AM	1	2	1	0	16	0	1	3	1	0	4	0	0	0	0	0	29	0
8:55 AM	2	2	1	0	10	3	0	1	0	3	6	1	0	1	0	0	29	1
HOURLY TOTALS	Southbound			Westbound			Northbound			Eastbound			Pedestrians By Approach				TOTAL	
7:00 AM	13	29	4	9	87	8	4	8	5	12	70	1	2	1	2	1	250	6
7:15 AM	14	30	4	6	91	11	6	10	12	15	70	2	3	2	3	3	271	11
7:30 AM	16	28	4	5	111	16	10	31	21	17	72	1	2	8	3	3	332	16
7:45 AM	14	27	3	5	108	14	9	34	26	18	70	1	3	10	2	3	329	18
8:00 AM	14	21	4	2	114	16	9	40	28	20	64	2	4	10	2	2	334	18

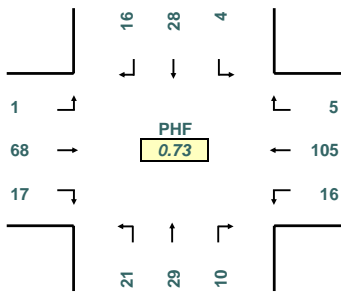
INTERSECTION: *F St--E 33rd St--*
 PROJECT ID#:
 QC JOB #: 10247019

START TIME: 7:00 AM
 END TIME: 9:00 AM
 DATE: 4/10/2007

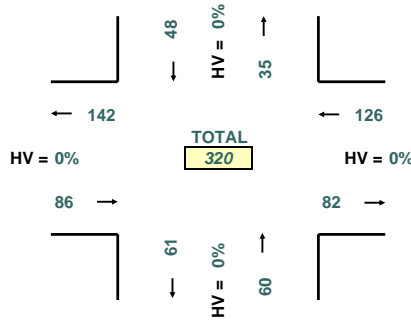


QUALITY COUNTS
 16285 SW 85th Avenue, Ste. 302
 Tigard, OR 97224
 Phone: 503-620-4242
 Fax: 503 620-4545
 www.qualitycounts.net

PEAK HOUR TURNING MOVEMENTS



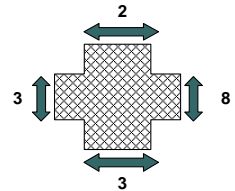
PEAK HOUR LINK VOLUMES



PEAK HOUR: 7:30 AM TO 8:30 AM

PEAK 15 MINUTES: 8:15 AM TO 8:30 AM

PEAK HOUR PED CROSSING VOLUMES



5-MINUTE COUNT PERIOD BEGINNING AT	<i>F St--</i> (Southbound)			<i>E 33rd St--</i> (Westbound)			<i>F St--</i> (Northbound)			<i>E 33rd St--</i> (Eastbound)			Crosswalk Usage (Peds By Approach)				TOTAL	
	Right	Thru	Left	Right	Thru	Left	Right	Thru	Left	Right	Thru	Left	North	East	South	West	Veh	Peds
7:00 AM	0	0	0	3	7	0	0	0	0	1	4	0	0	0	0	0	15	0
7:05 AM	2	1	1	0	3	0	0	1	1	0	2	0	0	0	0	0	11	0
7:10 AM	0	0	0	0	6	1	0	0	0	1	8	0	0	0	0	0	16	0
7:15 AM	0	0	0	2	3	3	0	1	1	0	3	0	0	0	0	0	13	0
7:20 AM	0	3	0	0	4	0	1	0	0	0	2	0	0	0	0	0	10	0
7:25 AM	2	6	1	0	7	0	0	1	0	1	8	1	2	0	0	0	27	2
7:30 AM	0	2	0	0	9	0	0	1	0	0	8	0	0	0	1	0	20	1
7:35 AM	2	4	0	0	5	1	0	0	2	3	5	0	0	0	0	0	22	0
7:40 AM	3	0	1	1	11	1	2	1	0	2	6	0	0	0	0	0	28	0
7:45 AM	0	8	0	1	8	0	0	0	0	1	5	0	0	0	0	0	23	0
7:50 AM	1	3	1	1	14	1	0	1	0	2	9	0	0	1	1	0	33	2
7:55 AM	3	2	0	1	7	1	1	0	1	0	7	0	0	0	0	1	23	1
8:00 AM	2	1	0	0	7	1	0	0	3	0	5	1	1	1	0	1	20	3
8:05 AM	1	0	0	0	5	0	1	0	1	4	3	0	0	0	0	1	15	1
8:10 AM	0	1	1	0	7	3	1	3	4	1	6	0	0	0	1	0	27	1
8:15 AM	0	1	1	0	8	4	3	5	3	3	3	0	1	0	0	0	31	1
8:20 AM	3	5	0	1	14	3	2	10	4	0	3	0	0	0	0	0	45	0
8:25 AM	1	1	0	0	10	1	0	8	3	1	8	0	0	6	0	0	33	6
8:30 AM	2	0	0	1	8	0	0	2	2	2	6	0	0	2	0	0	23	2
8:35 AM	1	3	0	0	7	0	1	3	1	3	5	0	0	0	0	0	24	0
8:40 AM	0	2	0	0	4	0	0	0	3	1	6	0	1	0	0	0	16	1
8:45 AM	1	3	0	0	10	1	0	4	2	2	6	0	1	0	1	0	29	2
8:50 AM	1	2	1	0	16	0	1	3	1	0	4	0	0	0	0	0	29	0
8:55 AM	2	2	0	0	10	3	0	1	0	3	6	1	0	1	0	0	28	1
HOURLY TOTALS	Southbound			Westbound			Northbound			Eastbound			Pedestrians By Approach				TOTAL	
7:00 AM	13	29	4	9	84	8	4	6	5	11	67	1	2	1	2	1	241	6
7:15 AM	14	30	4	6	87	11	6	8	12	14	67	2	3	2	3	3	261	11
7:30 AM	16	28	4	5	105	16	10	29	21	17	68	1	2	8	3	3	320	16
7:45 AM	14	27	3	5	99	14	9	32	25	18	66	1	3	10	2	3	313	18
8:00 AM	14	21	3	2	106	16	9	39	27	20	61	2	4	10	2	2	320	18

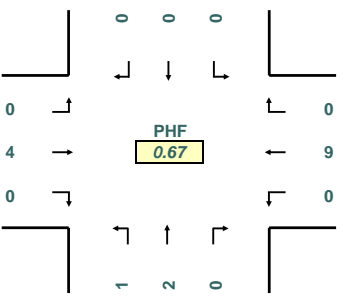
INTERSECTION: *F St--E 33rd St--*
 PROJECT ID#:
 QC JOB #: 10247019

START TIME: 7:00 AM
 END TIME: 9:00 AM
 DATE: 4/10/2007

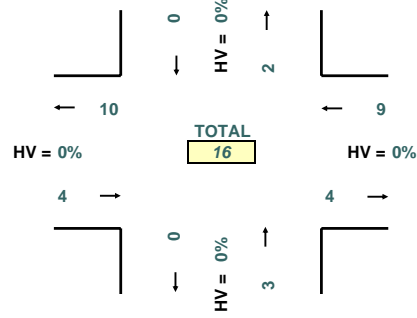


QUALITY COUNTS
 16285 SW 85th Avenue, Ste. 302
 Tigard, OR 97224
 Phone: 503-620-4242
 Fax: 503 620-4545
 www.qualitycounts.net

PEAK HOUR TURNING MOVEMENTS



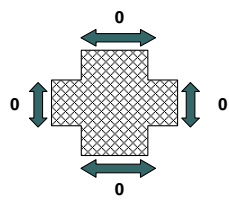
PEAK HOUR LINK VOLUMES



PEAK HOUR: 7:45 AM TO 8:45 AM

PEAK 15 MINUTES: 8:30 AM TO 8:45 AM

PEAK HOUR PED CROSSING VOLUMES



5-MINUTE COUNT PERIOD BEGINNING AT	<i>F St-- (Southbound)</i>			<i>E 33rd St-- (Westbound)</i>			<i>F St-- (Northbound)</i>			<i>E 33rd St-- (Eastbound)</i>			Crosswalk Usage (Peds By Approach)				TOTAL	
	Right	Thru	Left	Right	Thru	Left	Right	Thru	Left	Right	Thru	Left	North	East	South	West	Veh	Peds
7:00 AM	0	0	0	0	0	0	0	0	0	0	0	0	0	0	0	0	0	0
7:05 AM	0	0	0	0	0	0	0	0	0	0	1	0	0	0	0	0	1	0
7:10 AM	0	0	0	0	1	0	0	0	0	0	0	0	0	0	0	0	1	0
7:15 AM	0	0	0	0	0	0	0	0	0	1	0	0	0	0	0	0	1	0
7:20 AM	0	0	0	0	1	0	0	0	0	0	0	0	0	0	0	0	1	0
7:25 AM	0	0	0	0	0	0	0	0	0	0	0	0	0	0	0	0	0	0
7:30 AM	0	0	0	0	0	0	0	0	0	0	1	0	0	0	0	0	1	0
7:35 AM	0	0	0	0	0	0	0	0	0	0	0	0	0	0	0	0	0	0
7:40 AM	0	0	0	0	0	0	0	1	0	0	0	0	0	0	0	0	1	0
7:45 AM	0	0	0	0	0	0	0	0	0	0	0	0	0	0	0	0	0	0
7:50 AM	0	0	0	0	0	0	0	1	0	0	1	0	0	0	0	0	2	0
7:55 AM	0	0	0	0	1	0	0	0	0	0	0	0	0	0	0	0	1	0
8:00 AM	0	0	0	0	2	0	0	0	0	0	0	0	0	0	0	0	2	0
8:05 AM	0	0	0	0	0	0	0	0	0	0	0	0	0	0	0	0	0	0
8:10 AM	0	0	0	0	0	0	0	0	0	0	1	0	0	0	0	0	1	0
8:15 AM	0	0	0	0	2	0	0	0	0	0	0	0	0	0	0	0	2	0
8:20 AM	0	0	0	0	0	0	0	0	0	0	1	0	0	0	0	0	1	0
8:25 AM	0	0	0	0	1	0	0	0	0	0	0	0	0	0	0	0	1	0
8:30 AM	0	0	0	0	1	0	0	1	0	0	1	0	0	0	0	0	3	0
8:35 AM	0	0	0	0	1	0	0	0	0	0	0	0	0	0	0	0	1	0
8:40 AM	0	0	0	0	1	0	0	0	1	0	0	0	0	0	0	0	2	0
8:45 AM	0	0	0	0	0	0	0	0	0	0	0	0	0	0	0	0	0	0
8:50 AM	0	0	0	0	0	0	0	0	0	0	0	0	0	0	0	0	0	0
8:55 AM	0	0	1	0	0	0	0	0	0	0	0	0	0	0	0	1	0	
HOURLY TOTALS	Southbound			Westbound			Northbound			Eastbound			Pedestrians By Approach				TOTAL	
	Right	Thru	Left	Right	Thru	Left	Right	Thru	Left	Right	Thru	Left	North	East	South	West	Veh	Peds
7:00 AM	0	0	0	0	3	0	0	2	0	1	3	0	0	0	0	0	9	0
7:15 AM	0	0	0	0	4	0	0	2	0	1	3	0	0	0	0	0	10	0
7:30 AM	0	0	0	0	6	0	0	2	0	0	4	0	0	0	0	0	12	0
7:45 AM	0	0	0	0	9	0	0	2	1	0	4	0	0	0	0	0	16	0
8:00 AM	0	0	1	0	8	0	0	1	1	0	3	0	0	0	0	0	14	0

INTERSECTION: *P St--/E 33rd St--*
 PROJECT ID#:
 QC JOB #: 10247031

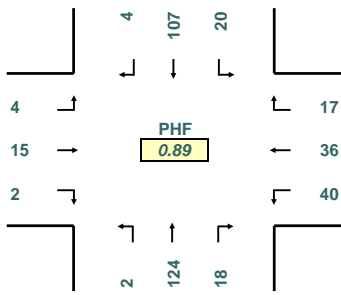
START TIME: 7:00 AM
 END TIME: 9:00 AM
 DATE: 4/10/2007



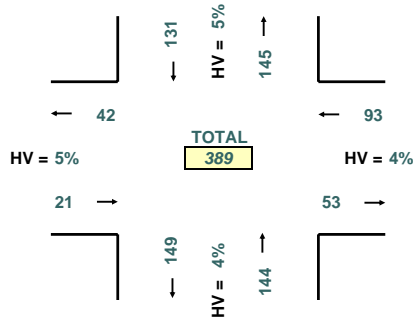
16285 SW 85th Avenue, Ste. 302
 Tigard, OR 97224
 Phone: 503-620-4242
 Fax: 503 620-4545

www.qualitycounts.net

PEAK HOUR TURNING MOVEMENTS



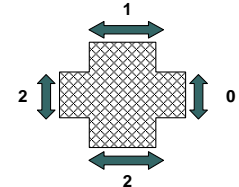
PEAK HOUR LINK VOLUMES



PEAK HOUR: 7:30 AM TO 8:30 AM

PEAK 15 MINUTES: 7:45 AM TO 8:00 AM

PEAK HOUR PED CROSSING VOLUMES



5-MINUTE COUNT PERIOD BEGINNING AT	<i>P St--</i> (Southbound)			<i>E 33rd St--</i> (Westbound)			<i>P St--</i> (Northbound)			<i>E 33rd St--</i> (Eastbound)			Crosswalk Usage (Peds By Approach)				TOTAL	
	Right	Thru	Left	Right	Thru	Left	Right	Thru	Left	Right	Thru	Left	North	East	South	West	Veh	Peds
7:00 AM	0	3	1	1	0	2	1	9	1	0	0	1	0	0	0	1	19	1
7:05 AM	3	6	0	2	2	3	0	4	1	1	0	0	0	0	0	0	22	0
7:10 AM	2	10	0	1	6	1	1	5	1	0	0	0	0	0	0	0	27	0
7:15 AM	0	6	0	0	2	0	0	9	0	0	0	0	0	1	0	0	17	1
7:20 AM	0	6	1	0	2	3	1	6	0	0	0	0	0	1	0	0	19	1
7:25 AM	1	6	2	1	2	4	1	9	1	0	0	0	1	0	0	0	27	1
7:30 AM	0	13	2	1	2	6	1	12	0	0	2	1	0	0	0	0	40	0
7:35 AM	0	6	1	2	5	8	1	9	0	0	1	0	0	0	0	0	33	0
7:40 AM	1	13	4	0	4	2	1	8	0	0	0	0	0	0	0	1	33	1
7:45 AM	0	7	0	2	5	2	0	14	0	0	1	0	0	0	0	0	31	0
7:50 AM	0	9	1	2	4	6	1	11	2	0	0	0	0	0	1	0	36	1
7:55 AM	2	12	1	5	4	6	2	8	0	0	2	0	0	0	0	0	42	0
8:00 AM	0	8	1	1	1	0	2	5	0	1	2	0	0	0	0	0	21	0
8:05 AM	0	3	3	0	2	2	1	9	0	1	1	2	0	0	0	0	24	0
8:10 AM	0	8	1	1	3	1	1	10	0	0	3	1	1	0	1	0	29	2
8:15 AM	0	14	2	1	2	4	1	17	0	0	1	0	0	0	0	1	42	1
8:20 AM	1	7	2	0	0	3	4	11	0	0	2	0	0	0	0	0	30	0
8:25 AM	0	7	2	2	4	0	3	10	0	0	0	0	0	0	0	0	28	0
8:30 AM	0	8	3	1	1	2	3	7	0	0	0	1	0	1	0	0	26	1
8:35 AM	1	8	1	1	1	2	6	15	0	0	1	0	0	3	0	0	36	3
8:40 AM	0	5	1	1	1	2	2	6	0	0	0	0	0	0	0	0	18	0
8:45 AM	0	10	1	1	2	1	3	13	0	1	1	0	0	0	0	0	33	0
8:50 AM	0	9	4	1	1	1	0	11	2	4	1	0	0	0	0	0	34	0
8:55 AM	0	10	1	1	1	3	2	11	0	0	0	0	0	0	0	0	29	0
HOURLY TOTALS	Southbound			Westbound			Northbound			Eastbound			Pedestrians By Approach				TOTAL	
7:00 AM	9	97	13	17	38	43	10	104	6	1	6	2	1	2	1	2	346	6
7:15 AM	4	97	17	15	36	40	12	110	3	2	12	4	2	2	2	1	352	7
7:30 AM	4	107	20	17	36	40	18	124	2	2	15	4	1	0	2	2	389	5
7:45 AM	4	96	18	17	28	30	26	123	2	2	13	4	1	4	2	1	363	8
8:00 AM	2	97	22	11	19	21	28	125	2	7	12	4	1	4	1	1	350	7

INTERSECTION: *P St--/E 33rd St--*
 PROJECT ID#:
 QC JOB #: 10247031

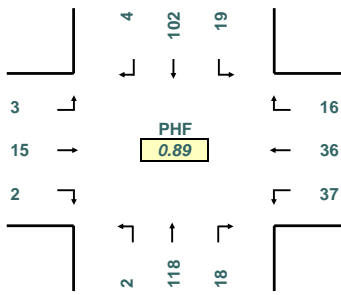
START TIME: 7:00 AM
 END TIME: 9:00 AM
 DATE: 4/10/2007



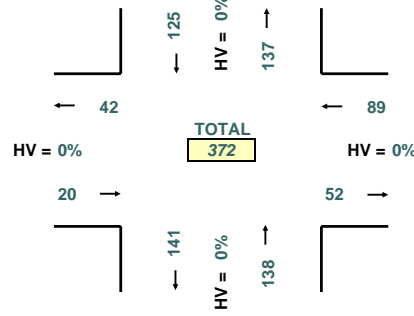
16285 SW 85th Avenue, Ste. 302
 Tigard, OR 97224
 Phone: 503-620-4242
 Fax: 503 620-4545

www.qualitycounts.net

PEAK HOUR TURNING MOVEMENTS



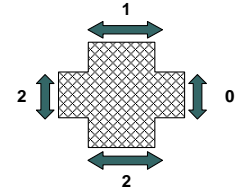
PEAK HOUR LINK VOLUMES



PEAK HOUR: 7:30 AM TO 8:30 AM

PEAK 15 MINUTES: 7:45 AM TO 8:00 AM

PEAK HOUR PED CROSSING VOLUMES



5-MINUTE COUNT PERIOD BEGINNING AT	<i>P St--</i> (Southbound)			<i>E 33rd St--</i> (Westbound)			<i>P St--</i> (Northbound)			<i>E 33rd St--</i> (Eastbound)			Crosswalk Usage (Peds By Approach)				TOTAL	
	Right	Thru	Left	Right	Thru	Left	Right	Thru	Left	Right	Thru	Left	North	East	South	West	Veh	Peds
7:00 AM	0	3	1	1	0	2	1	9	1	0	0	1	0	0	0	1	19	1
7:05 AM	3	6	0	2	2	3	0	3	1	1	0	0	0	0	0	0	21	0
7:10 AM	2	9	0	1	6	1	1	5	1	0	0	0	0	0	0	0	26	0
7:15 AM	0	5	0	0	2	0	0	8	0	0	0	0	0	1	0	0	15	1
7:20 AM	0	5	1	0	2	3	1	6	0	0	0	0	0	1	0	0	18	1
7:25 AM	1	6	2	1	2	3	1	9	0	0	0	0	1	0	0	0	25	1
7:30 AM	0	13	2	1	2	6	1	12	0	0	2	1	0	0	0	0	40	0
7:35 AM	0	4	1	2	5	7	1	7	0	0	1	0	0	0	0	0	28	0
7:40 AM	1	13	4	0	4	2	1	8	0	0	0	0	0	0	0	1	33	1
7:45 AM	0	7	0	2	5	2	0	14	0	0	1	0	0	0	0	0	31	0
7:50 AM	0	8	1	2	4	6	1	11	2	0	0	0	0	1	0	0	35	1
7:55 AM	2	12	1	4	4	5	2	7	0	0	2	0	0	0	0	0	39	0
8:00 AM	0	8	1	1	1	0	2	4	0	1	2	0	0	0	0	0	20	0
8:05 AM	0	3	3	0	2	1	1	9	0	1	1	2	0	0	0	0	23	0
8:10 AM	0	7	1	1	3	1	1	10	0	0	3	0	1	0	1	0	27	2
8:15 AM	0	13	2	1	2	4	1	16	0	0	1	0	0	0	0	1	40	1
8:20 AM	1	7	1	0	0	3	4	11	0	0	2	0	0	0	0	0	29	0
8:25 AM	0	7	2	2	4	0	3	9	0	0	0	0	0	0	0	0	27	0
8:30 AM	0	8	3	1	1	2	3	7	0	0	0	1	0	1	0	0	26	1
8:35 AM	1	7	1	1	0	2	4	15	0	0	1	0	0	3	0	0	32	3
8:40 AM	0	5	1	1	0	2	2	5	0	0	0	0	0	0	0	0	16	0
8:45 AM	0	9	1	1	2	1	3	12	0	1	1	0	0	0	0	0	31	0
8:50 AM	0	9	4	1	1	1	0	11	2	4	1	0	0	0	0	0	34	0
8:55 AM	0	10	1	1	1	3	2	11	0	0	0	0	0	0	0	0	29	0
HOURLY TOTALS	Southbound			Westbound			Northbound			Eastbound			Pedestrians By Approach				TOTAL	
7:00 AM	9	91	13	16	38	40	10	99	5	1	6	2	1	2	1	2	330	6
7:15 AM	4	91	17	14	36	36	12	105	2	2	12	3	2	2	2	1	334	7
7:30 AM	4	102	19	16	36	37	18	118	2	2	15	3	1	0	2	2	372	5
7:45 AM	4	92	17	16	26	28	24	118	2	2	13	3	1	4	2	1	345	8
8:00 AM	2	93	21	11	17	20	26	120	2	7	12	3	1	4	1	1	334	7

INTERSECTION: *P St--/E 33rd St--*
 PROJECT ID#:
 QC JOB #: 10247031

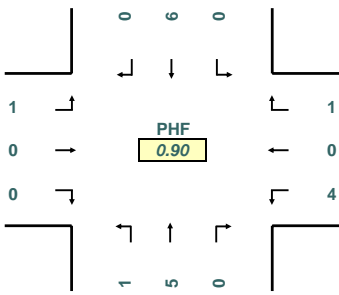
START TIME: 7:00 AM
 END TIME: 9:00 AM
 DATE: 4/10/2007



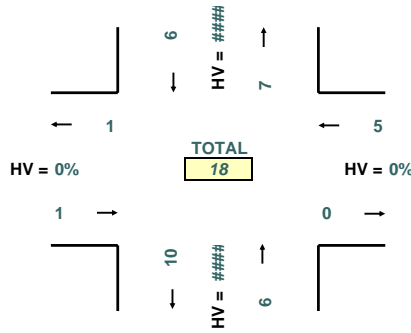
16285 SW 85th Avenue, Ste. 302
 Tigard, OR 97224
 Phone: 503-620-4242
 Fax: 503 620-4545

www.qualitycounts.net

PEAK HOUR TURNING MOVEMENTS



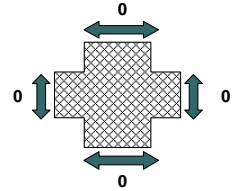
PEAK HOUR LINK VOLUMES



PEAK HOUR: 7:15 AM TO 8:15 AM

PEAK 15 MINUTES: 8:30 AM TO 8:45 AM

PEAK HOUR PED CROSSING VOLUMES



5-MINUTE COUNT PERIOD BEGINNING AT	<i>P St--</i> (Southbound)			<i>E 33rd St--</i> (Westbound)			<i>P St--</i> (Northbound)			<i>E 33rd St--</i> (Eastbound)			Crosswalk Usage (Peds By Approach)				TOTAL	
	Right	Thru	Left	Right	Thru	Left	Right	Thru	Left	Right	Thru	Left	North	East	South	West	Veh	Peds
7:00 AM	0	0	0	0	0	0	0	0	0	0	0	0	0	0	0	0	0	0
7:05 AM	0	0	0	0	0	0	0	1	0	0	0	0	0	0	0	0	1	0
7:10 AM	0	1	0	0	0	0	0	0	0	0	0	0	0	0	0	0	1	0
7:15 AM	0	1	0	0	0	0	0	1	0	0	0	0	0	0	0	0	2	0
7:20 AM	0	1	0	0	0	0	0	0	0	0	0	0	0	0	0	0	1	0
7:25 AM	0	0	0	0	0	1	0	0	1	0	0	0	0	0	0	0	2	0
7:30 AM	0	0	0	0	0	0	0	0	0	0	0	0	0	0	0	0	0	0
7:35 AM	0	2	0	0	0	1	0	2	0	0	0	0	0	0	0	0	5	0
7:40 AM	0	0	0	0	0	0	0	0	0	0	0	0	0	0	0	0	0	0
7:45 AM	0	0	0	0	0	0	0	0	0	0	0	0	0	0	0	0	0	0
7:50 AM	0	1	0	0	0	0	0	0	0	0	0	0	0	0	0	0	1	0
7:55 AM	0	0	0	1	0	1	0	1	0	0	0	0	0	0	0	0	3	0
8:00 AM	0	0	0	0	0	0	0	1	0	0	0	0	0	0	0	0	1	0
8:05 AM	0	0	0	0	0	1	0	0	0	0	0	0	0	0	0	0	1	0
8:10 AM	0	1	0	0	0	0	0	0	0	0	1	0	0	0	0	0	2	0
8:15 AM	0	1	0	0	0	0	0	1	0	0	0	0	0	0	0	0	2	0
8:20 AM	0	0	1	0	0	0	0	0	0	0	0	0	0	0	0	0	1	0
8:25 AM	0	0	0	0	0	0	0	1	0	0	0	0	0	0	0	0	1	0
8:30 AM	0	0	0	0	0	0	0	0	0	0	0	0	0	0	0	0	0	0
8:35 AM	0	1	0	0	1	0	2	0	0	0	0	0	0	0	0	0	4	0
8:40 AM	0	0	0	0	1	0	0	1	0	0	0	0	0	0	0	0	2	0
8:45 AM	0	1	0	0	0	0	0	1	0	0	0	0	0	0	0	0	2	0
8:50 AM	0	0	0	0	0	0	0	0	0	0	0	0	0	0	0	0	0	0
8:55 AM	0	0	0	0	0	0	0	0	0	0	0	0	0	0	0	0	0	0
HOURLY TOTALS	Southbound			Westbound			Northbound			Eastbound			Pedestrians By Approach				TOTAL	
7:00 AM	0	6	0	1	0	3	0	5	1	0	0	0	0	0	0	0	16	0
7:15 AM	0	6	0	1	0	4	0	5	1	0	0	1	0	0	0	0	18	0
7:30 AM	0	5	1	1	0	3	0	6	0	0	0	1	0	0	0	0	17	0
7:45 AM	0	4	1	1	2	2	2	5	0	0	0	1	0	0	0	0	18	0
8:00 AM	0	4	1	0	2	1	2	5	0	0	0	1	0	0	0	0	16	0

INTERSECTION: *St Johns Blvd--/SR-500--*
 PROJECT ID#:
 QC JOB #: 10247032

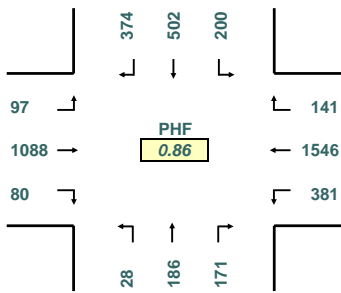
START TIME: 7:00 AM
 END TIME: 9:00 AM
 DATE: 4/10/2007



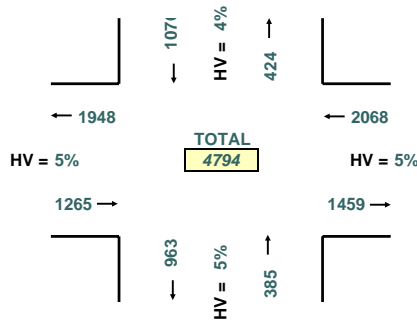
16285 SW 85th Avenue, Ste. 302
 Tigard, OR 97224
 Phone: 503-620-4242
 Fax: 503 620-4545

www.qualitycounts.net

PEAK HOUR TURNING MOVEMENTS



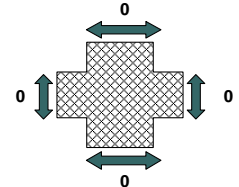
PEAK HOUR LINK VOLUMES



PEAK HOUR: 7:15 AM TO 8:15 AM

PEAK 15 MINUTES: 7:45 AM TO 8:00 AM

PEAK HOUR PED CROSSING VOLUMES



5-MINUTE COUNT PERIOD BEGINNING AT	<i>St Johns Blvd-- (Southbound)</i>			<i>SR-500-- (Westbound)</i>			<i>St Johns Blvd-- (Northbound)</i>			<i>SR-500-- (Eastbound)</i>			Crosswalk Usage (Peds By Approach)				TOTAL	
	Right	Thru	Left	Right	Thru	Left	Right	Thru	Left	Right	Thru	Left	North	East	South	West	Veh	Peds
7:00 AM	26	26	11	13	102	14	9	14	2	6	68	4	0	0	0	0	295	0
7:05 AM	26	38	16	10	108	29	14	14	14	3	52	13	0	0	0	0	337	0
7:10 AM	27	34	11	9	96	17	16	8	1	6	94	10	0	0	0	0	329	0
7:15 AM	37	58	21	5	145	20	7	11	3	1	68	9	0	0	0	0	385	0
7:20 AM	35	46	19	8	109	19	8	13	4	11	99	5	0	0	0	0	376	0
7:25 AM	30	35	16	10	133	34	15	19	3	6	75	9	0	0	0	0	385	0
7:30 AM	23	30	13	6	139	30	14	12	1	5	125	12	0	0	0	0	410	0
7:35 AM	31	37	13	6	98	37	8	28	4	7	45	5	0	0	0	0	319	0
7:40 AM	35	55	20	13	128	33	14	14	2	8	100	9	0	0	0	0	431	0
7:45 AM	35	55	12	16	152	50	20	13	0	14	95	3	0	0	0	0	465	0
7:50 AM	54	56	12	22	147	36	20	19	1	12	111	6	0	0	0	0	496	0
7:55 AM	26	48	21	6	134	47	14	15	2	7	91	14	0	0	0	0	425	0
8:00 AM	23	29	18	14	128	41	23	12	4	9	86	7	0	0	0	0	394	0
8:05 AM	21	31	17	19	108	10	11	15	2	0	106	10	0	0	0	0	350	0
8:10 AM	24	22	18	16	125	24	17	15	2	0	87	8	0	0	0	0	358	0
8:15 AM	31	25	12	11	142	22	13	14	0	6	97	10	0	0	0	0	383	0
8:20 AM	32	22	19	12	107	32	16	9	4	6	64	14	0	0	0	0	337	0
8:25 AM	32	25	10	20	137	28	16	12	3	3	101	10	0	0	0	0	397	0
8:30 AM	28	20	19	20	108	39	8	15	4	3	45	11	0	0	0	0	320	0
8:35 AM	29	25	13	26	112	42	4	15	2	0	78	10	0	0	0	0	356	0
8:40 AM	37	50	25	26	114	47	19	10	8	4	127	18	0	0	0	0	485	0
8:45 AM	31	36	16	9	77	48	12	11	2	3	48	9	0	0	0	0	302	0
8:50 AM	23	28	23	11	93	48	13	16	2	1	82	16	0	0	0	0	356	0
8:55 AM	14	28	10	16	94	18	15	19	2	3	103	16	0	0	0	0	338	0
HOURLY TOTALS	Southbound			Westbound			Northbound			Eastbound			Pedestrians By Approach				TOTAL	
7:00 AM	385	518	185	124	1491	366	159	180	37	86	1023	99	0	0	0	0	4653	0
7:15 AM	374	502	200	141	1546	381	171	186	28	80	1088	97	0	0	0	0	4794	0
7:30 AM	367	435	185	161	1545	390	186	178	25	77	1108	108	0	0	0	0	4765	0
7:45 AM	372	408	196	208	1514	418	181	164	32	64	1088	121	0	0	0	0	4766	0
8:00 AM	325	341	200	200	1345	399	167	163	35	38	1024	139	0	0	0	0	4376	0

INTERSECTION: *St Johns Blvd--/SR-500--*
 PROJECT ID#:
 QC JOB #: 10247032

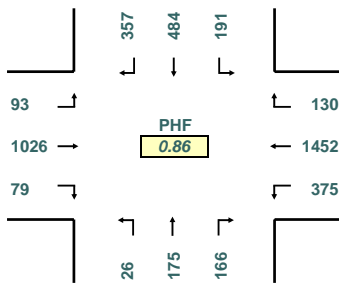
START TIME: 7:00 AM
 END TIME: 9:00 AM
 DATE: 4/10/2007



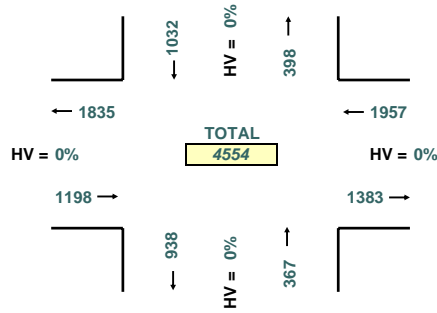
16285 SW 85th Avenue, Ste. 302
 Tigard, OR 97224
 Phone: 503-620-4242
 Fax: 503 620-4545

www.qualitycounts.net

PEAK HOUR TURNING MOVEMENTS



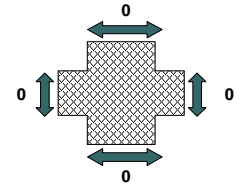
PEAK HOUR LINK VOLUMES



PEAK HOUR: 7:15 AM TO 8:15 AM

PEAK 15 MINUTES: 7:45 AM TO 8:00 AM

PEAK HOUR PED CROSSING VOLUMES



5-MINUTE COUNT PERIOD	<i>St Johns Blvd-- (Southbound)</i>			<i>SR-500-- (Westbound)</i>			<i>St Johns Blvd-- (Northbound)</i>			<i>SR-500-- (Eastbound)</i>			Crosswalk Usage (Peds By Approach)				TOTAL	
	Right	Thru	Left	Right	Thru	Left	Right	Thru	Left	Right	Thru	Left	North	East	South	West	Veh	Peds
7:00 AM	26	24	11	13	96	14	9	13	2	6	65	3	0	0	0	0	282	0
7:05 AM	25	32	16	9	106	29	14	14	14	2	49	12	0	0	0	0	322	0
7:10 AM	26	34	11	9	85	17	14	8	1	6	89	10	0	0	0	0	310	0
7:15 AM	32	55	19	5	133	20	6	11	3	1	66	9	0	0	0	0	360	0
7:20 AM	34	43	18	6	100	19	8	13	4	11	95	5	0	0	0	0	356	0
7:25 AM	28	34	14	9	127	34	15	17	3	6	69	9	0	0	0	0	365	0
7:30 AM	22	28	13	6	128	28	14	10	1	5	119	10	0	0	0	0	384	0
7:35 AM	28	35	13	5	91	34	8	28	4	7	42	5	0	0	0	0	300	0
7:40 AM	35	55	19	13	122	33	13	13	2	7	93	9	0	0	0	0	414	0
7:45 AM	34	53	12	15	145	50	20	12	0	14	89	3	0	0	0	0	447	0
7:50 AM	51	56	12	20	139	36	20	19	1	12	108	6	0	0	0	0	480	0
7:55 AM	26	44	20	6	127	47	13	14	2	7	85	12	0	0	0	0	403	0
8:00 AM	22	29	18	13	121	41	23	8	3	9	83	7	0	0	0	0	377	0
8:05 AM	21	31	17	18	101	10	11	15	1	0	97	10	0	0	0	0	332	0
8:10 AM	24	21	16	14	118	23	15	15	2	0	80	8	0	0	0	0	336	0
8:15 AM	28	24	12	11	136	21	13	11	0	6	91	9	0	0	0	0	362	0
8:20 AM	31	22	18	10	101	32	15	7	4	6	63	14	0	0	0	0	323	0
8:25 AM	31	24	10	17	127	26	14	12	3	3	92	9	0	0	0	0	368	0
8:30 AM	23	18	16	15	101	39	8	12	3	3	43	11	0	0	0	0	292	0
8:35 AM	27	23	12	26	107	42	4	15	2	0	72	10	0	0	0	0	340	0
8:40 AM	35	49	24	25	110	46	18	9	8	4	119	17	0	0	0	0	464	0
8:45 AM	30	36	15	9	74	47	12	11	2	2	42	9	0	0	0	0	289	0
8:50 AM	21	26	22	11	90	48	13	16	2	1	80	16	0	0	0	0	346	0
8:55 AM	14	28	8	15	89	18	15	19	2	3	86	14	0	0	0	0	311	0
HOURLY TOTALS	Southbound			Westbound			Northbound			Eastbound			Pedestrians By Approach				TOTAL	
7:00 AM	367	493	178	116	1399	361	154	172	37	84	969	93	0	0	0	0	4423	0
7:15 AM	357	484	191	130	1452	375	166	175	26	79	1026	93	0	0	0	0	4554	0
7:30 AM	353	422	180	148	1456	381	179	164	23	76	1042	102	0	0	0	0	4526	0
7:45 AM	353	394	187	190	1433	413	174	149	29	64	1022	116	0	0	0	0	4524	0
8:00 AM	307	331	188	184	1275	393	161	150	32	37	948	134	0	0	0	0	4140	0

INTERSECTION: *St Johns Blvd--/SR-500--*
 PROJECT ID#:
 QC JOB #: 10247032

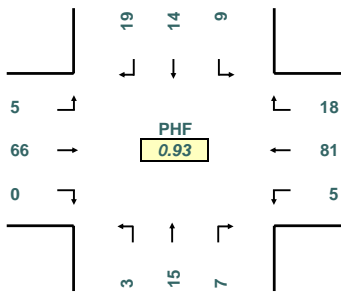
START TIME: 7:00 AM
 END TIME: 9:00 AM
 DATE: 4/10/2007



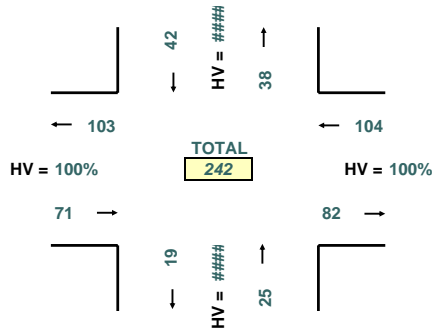
16285 SW 85th Avenue, Ste. 302
 Tigard, OR 97224
 Phone: 503-620-4242
 Fax: 503 620-4545

www.qualitycounts.net

PEAK HOUR TURNING MOVEMENTS



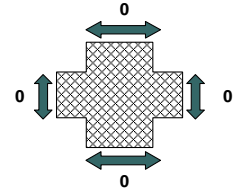
PEAK HOUR LINK VOLUMES



PEAK HOUR: 7:45 AM TO 8:45 AM

PEAK 15 MINUTES: 8:30 AM TO 8:45 AM

PEAK HOUR PED CROSSING VOLUMES



5-MINUTE COUNT PERIOD BEGINNING AT	<i>St Johns Blvd-- (Southbound)</i>			<i>SR-500-- (Westbound)</i>			<i>St Johns Blvd-- (Northbound)</i>			<i>SR-500-- (Eastbound)</i>			Crosswalk Usage (Peds By Approach)				TOTAL	
	Right	Thru	Left	Right	Thru	Left	Right	Thru	Left	Right	Thru	Left	North	East	South	West	Veh	Peds
7:00 AM	0	2	0	0	6	0	0	1	0	0	3	1	0	0	0	0	13	0
7:05 AM	1	6	0	1	2	0	0	0	0	1	3	1	0	0	0	0	15	0
7:10 AM	1	0	0	0	11	0	2	0	0	0	5	0	0	0	0	0	19	0
7:15 AM	5	3	2	0	12	0	1	0	0	0	2	0	0	0	0	0	25	0
7:20 AM	1	3	1	2	9	0	0	0	0	0	4	0	0	0	0	0	20	0
7:25 AM	2	1	2	1	6	0	0	2	0	0	6	0	0	0	0	0	20	0
7:30 AM	1	2	0	0	11	2	0	2	0	0	6	2	0	0	0	0	26	0
7:35 AM	3	2	0	1	7	3	0	0	0	0	3	0	0	0	0	0	19	0
7:40 AM	0	0	1	0	6	0	1	1	0	1	7	0	0	0	0	0	17	0
7:45 AM	1	2	0	1	7	0	0	1	0	0	6	0	0	0	0	0	18	0
7:50 AM	3	0	0	2	8	0	0	0	0	0	3	0	0	0	0	0	16	0
7:55 AM	0	4	1	0	7	0	1	1	0	0	6	2	0	0	0	0	22	0
8:00 AM	1	0	0	1	7	0	0	4	1	0	3	0	0	0	0	0	17	0
8:05 AM	0	0	0	1	7	0	0	0	1	0	9	0	0	0	0	0	18	0
8:10 AM	0	1	2	2	7	1	2	0	0	0	7	0	0	0	0	0	22	0
8:15 AM	3	1	0	0	6	1	0	3	0	0	6	1	0	0	0	0	21	0
8:20 AM	1	0	1	2	6	0	1	2	0	0	1	0	0	0	0	0	14	0
8:25 AM	1	1	0	3	10	2	2	0	0	0	9	1	0	0	0	0	29	0
8:30 AM	5	2	3	5	7	0	0	3	1	0	2	0	0	0	0	0	28	0
8:35 AM	2	2	1	0	5	0	0	0	0	0	6	0	0	0	0	0	16	0
8:40 AM	2	1	1	1	4	1	1	1	0	0	8	1	0	0	0	0	21	0
8:45 AM	1	0	1	0	3	1	0	0	0	1	6	0	0	0	0	0	13	0
8:50 AM	2	2	1	0	3	0	0	0	0	0	2	0	0	0	0	0	10	0
8:55 AM	0	0	2	1	5	0	0	0	0	0	17	2	0	0	0	0	27	0
HOURLY TOTALS	Southbound			Westbound			Northbound			Eastbound			Pedestrians By Approach				TOTAL	
7:00 AM	18	25	7	8	92	5	5	8	0	2	54	6	0	0	0	0	230	0
7:15 AM	17	18	9	11	94	6	5	11	2	1	62	4	0	0	0	0	240	0
7:30 AM	14	13	5	13	89	9	7	14	2	1	66	6	0	0	0	0	239	0
7:45 AM	19	14	9	18	81	5	7	15	3	0	66	5	0	0	0	0	242	0
8:00 AM	18	10	12	16	70	6	6	13	3	1	76	5	0	0	0	0	236	0

INTERSECTION: *Kauffman Ave--/W 39th St--*
 PROJECT ID#:
 QC JOB #: 10247020

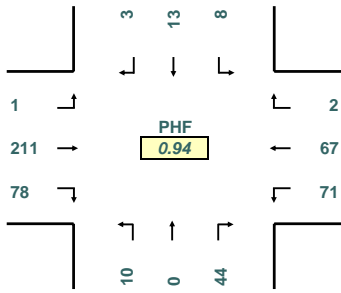
START TIME: 7:00 AM
 END TIME: 9:00 AM
 DATE: 1/10/2007



16285 SW 85th Avenue, Ste. 302
 Tigard, OR 97224
 Phone: 503-620-4242
 Fax: 503 620-4545

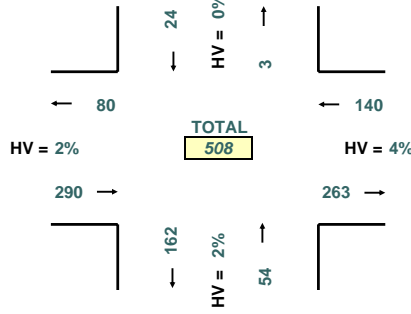
www.qualitycounts.net

PEAK HOUR TURNING MOVEMENTS



PHF
0.94

PEAK HOUR LINK VOLUMES

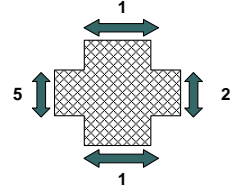


TOTAL
508

PEAK HOUR: 7:00 AM TO 8:00 AM

PEAK 15 MINUTES: 7:15 AM TO 7:30 AM

PEAK HOUR PED CROSSING VOLUMES



5-MINUTE COUNT PERIOD BEGINNING AT	Kauffman Ave-- (Southbound)			W 39th St-- (Westbound)			Kauffman Ave-- (Northbound)			W 39th St-- (Eastbound)			Crosswalk Usage (Peds By Approach)				TOTAL	
	Right	Thru	Left	Right	Thru	Left	Right	Thru	Left	Right	Thru	Left	North	East	South	West	Veh	Peds
7:00 AM	0	1	1	0	8	3	1	0	0	2	17	0	0	0	0	0	33	0
7:05 AM	0	0	0	0	7	4	1	0	0	4	22	0	0	1	0	0	38	1
7:10 AM	0	1	2	0	8	3	7	0	0	7	20	0	0	0	0	0	48	0
7:15 AM	0	0	0	0	5	9	4	0	2	6	20	0	0	0	0	0	46	0
7:20 AM	0	1	1	0	4	5	0	0	0	7	20	0	0	0	0	0	38	0
7:25 AM	0	1	2	0	5	7	5	0	1	7	23	0	0	0	0	1	51	1
7:30 AM	0	1	1	1	5	7	4	0	1	9	15	0	0	0	0	1	44	1
7:35 AM	0	0	0	0	5	7	4	0	2	5	14	0	0	1	0	0	37	1
7:40 AM	0	2	0	1	5	6	6	0	0	9	16	0	0	0	0	0	45	0
7:45 AM	0	0	0	0	3	6	4	0	1	6	13	0	1	0	0	1	33	2
7:50 AM	2	3	1	0	7	8	5	0	2	7	15	1	0	0	1	1	51	2
7:55 AM	1	3	0	0	5	6	3	0	1	9	16	0	0	0	0	1	44	1
8:00 AM	0	1	0	0	13	7	1	0	0	7	12	0	0	0	1	0	41	1
8:05 AM	0	0	1	1	9	1	2	0	0	8	12	0	1	0	1	0	34	2
8:10 AM	0	0	0	1	5	0	2	0	1	5	11	0	0	0	0	0	25	0
8:15 AM	1	0	1	0	5	5	2	0	1	7	21	0	0	0	0	0	43	0
8:20 AM	0	0	0	1	13	6	6	0	2	0	16	0	0	0	0	0	44	0
8:25 AM	0	0	0	0	8	0	2	0	0	8	16	0	0	0	0	0	34	0
8:30 AM	0	0	0	0	10	4	4	1	0	2	23	0	0	0	0	0	44	0
8:35 AM	0	0	0	0	6	3	7	0	2	3	13	0	0	0	0	0	34	0
8:40 AM	1	0	0	0	8	2	4	0	3	3	21	0	0	0	0	1	42	1
8:45 AM	0	1	1	0	9	4	6	2	0	8	14	0	0	0	0	0	45	0
8:50 AM	0	1	0	0	6	2	8	1	2	5	17	0	0	0	1	0	42	1
8:55 AM	0	2	0	0	6	5	4	0	1	3	8	0	0	0	0	1	29	1
HOURLY TOTALS	Southbound			Westbound			Northbound			Eastbound			Pedestrians By Approach				TOTAL	
7:00 AM	3	13	8	2	67	71	44	0	10	78	211	1	1	2	1	5	508	9
7:15 AM	3	12	6	4	71	69	40	0	11	85	187	1	2	1	3	5	489	11
7:30 AM	4	10	4	5	83	59	41	0	11	80	177	1	2	1	3	4	475	10
7:45 AM	5	7	3	3	92	48	42	1	13	65	189	1	2	0	3	4	469	9
8:00 AM	2	5	3	3	98	39	48	4	12	59	184	0	1	0	3	2	457	6

INTERSECTION: *Kauffman Ave--/W 39th St--*
 PROJECT ID#:
 QC JOB #: 10247020

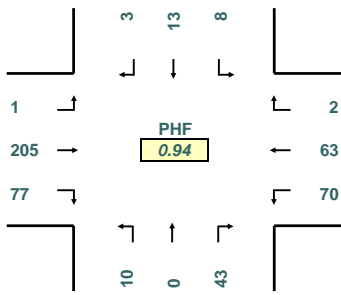
START TIME: 7:00 AM
 END TIME: 9:00 AM
 DATE: 1/10/2007



16285 SW 85th Avenue, Ste. 302
 Tigard, OR 97224
 Phone: 503-620-4242
 Fax: 503 620-4545

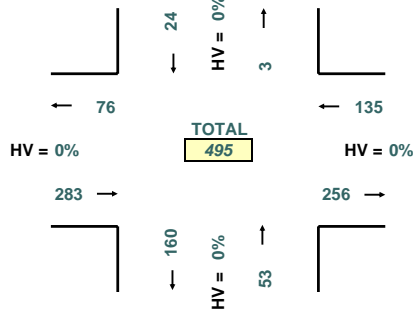
www.qualitycounts.net

PEAK HOUR TURNING MOVEMENTS



PHF
0.94

PEAK HOUR LINK VOLUMES

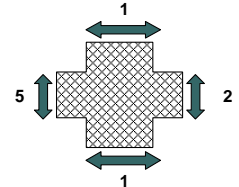


TOTAL
495

PEAK HOUR: 7:00 AM TO 8:00 AM

PEAK 15 MINUTES: 7:15 AM TO 7:30 AM

PEAK HOUR PED CROSSING VOLUMES



5-MINUTE COUNT PERIOD BEGINNING AT	Kauffman Ave-- (Southbound)			W 39th St-- (Westbound)			Kauffman Ave-- (Northbound)			W 39th St-- (Eastbound)			Crosswalk Usage (Peds By Approach)				TOTAL	
	Right	Thru	Left	Right	Thru	Left	Right	Thru	Left	Right	Thru	Left	North	East	South	West	Veh	Peds
7:00 AM	0	1	1	0	8	3	1	0	0	2	17	0	0	0	0	0	33	0
7:05 AM	0	0	0	0	7	4	1	0	0	4	20	0	0	1	0	0	36	1
7:10 AM	0	1	2	0	8	3	7	0	0	7	19	0	0	0	0	0	47	0
7:15 AM	0	0	0	0	4	8	4	0	2	6	20	0	0	0	0	0	44	0
7:20 AM	0	1	1	0	4	5	0	0	0	7	20	0	0	0	0	0	38	0
7:25 AM	0	1	2	0	5	7	4	0	1	7	22	0	0	0	0	1	49	1
7:30 AM	0	1	1	1	5	7	4	0	1	9	14	0	0	0	0	1	43	1
7:35 AM	0	0	0	0	4	7	4	0	2	5	14	0	0	1	0	0	36	1
7:40 AM	0	2	0	1	4	6	6	0	0	9	16	0	0	0	0	0	44	0
7:45 AM	0	0	0	0	3	6	4	0	1	6	13	0	1	0	0	1	33	2
7:50 AM	2	3	1	0	6	8	5	0	2	7	15	1	0	0	1	1	50	2
7:55 AM	1	3	0	0	5	6	3	0	1	8	15	0	0	0	0	1	42	1
8:00 AM	0	1	0	0	13	7	1	0	0	6	12	0	0	0	1	0	40	1
8:05 AM	0	0	1	1	9	1	2	0	0	7	12	0	1	0	1	0	33	2
8:10 AM	0	0	0	1	4	0	2	0	1	5	11	0	0	0	0	0	24	0
8:15 AM	1	0	1	0	4	5	2	0	1	6	20	0	0	0	0	0	40	0
8:20 AM	0	0	0	1	12	6	6	0	1	0	16	0	0	0	0	0	42	0
8:25 AM	0	0	0	0	8	0	2	0	0	7	14	0	0	0	0	0	31	0
8:30 AM	0	0	0	0	8	4	3	1	0	2	21	0	0	0	0	0	39	0
8:35 AM	0	0	0	0	5	3	7	0	1	3	13	0	0	0	0	0	32	0
8:40 AM	1	0	0	0	8	2	4	0	2	3	20	0	0	0	0	1	40	1
8:45 AM	0	1	1	0	5	3	6	2	0	7	13	0	0	0	0	0	38	0
8:50 AM	0	1	0	0	6	2	8	1	2	5	17	0	0	0	1	0	42	1
8:55 AM	0	2	0	0	6	5	4	0	1	3	7	0	0	0	0	1	28	1
HOURLY TOTALS	Southbound			Westbound			Northbound			Eastbound			Pedestrians By Approach				TOTAL	
7:00 AM	3	13	8	2	63	70	43	0	10	77	205	1	1	2	1	5	495	9
7:15 AM	3	12	6	4	66	68	39	0	11	82	184	1	2	1	3	5	476	11
7:30 AM	4	10	4	5	77	59	41	0	10	75	172	1	2	1	3	4	458	10
7:45 AM	5	7	3	3	85	48	41	1	10	60	182	1	2	0	3	4	446	9
8:00 AM	2	5	3	3	88	38	47	4	9	54	176	0	1	0	3	2	429	6

INTERSECTION: *Kauffman Ave--/W 39th St--*
 PROJECT ID#:
 QC JOB #: 10247020

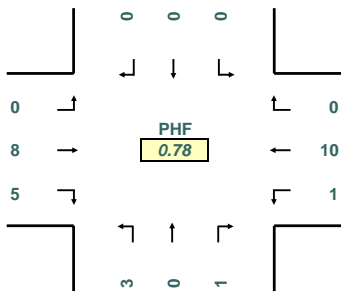
START TIME: 7:00 AM
 END TIME: 9:00 AM
 DATE: 1/10/2007



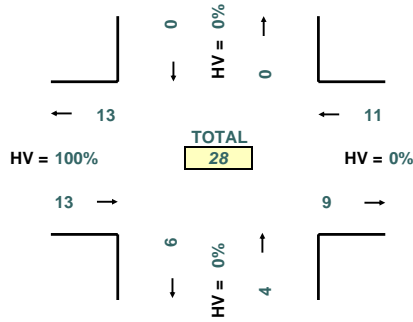
16285 SW 85th Avenue, Ste. 302
 Tigard, OR 97224
 Phone: 503-620-4242
 Fax: 503 620-4545

www.qualitycounts.net

PEAK HOUR TURNING MOVEMENTS



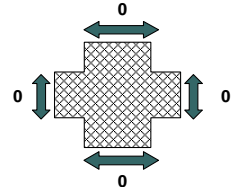
PEAK HOUR LINK VOLUMES



PEAK HOUR: 8:00 AM TO 9:00 AM

PEAK 15 MINUTES: 8:30 AM TO 8:45 AM

PEAK HOUR PED CROSSING VOLUMES



5-MINUTE COUNT PERIOD BEGINNING AT	Kauffman Ave-- (Southbound)			W 39th St-- (Westbound)			Kauffman Ave-- (Northbound)			W 39th St-- (Eastbound)			Crosswalk Usage (Peds By Approach)				TOTAL	
	Right	Thru	Left	Right	Thru	Left	Right	Thru	Left	Right	Thru	Left	North	East	South	West	Veh	Peds
7:00 AM	0	0	0	0	0	0	0	0	0	0	0	0	0	0	0	0	0	0
7:05 AM	0	0	0	0	0	0	0	0	0	0	2	0	0	0	0	0	2	0
7:10 AM	0	0	0	0	0	0	0	0	0	0	1	0	0	0	0	0	1	0
7:15 AM	0	0	0	0	1	1	0	0	0	0	0	0	0	0	0	0	2	0
7:20 AM	0	0	0	0	0	0	0	0	0	0	0	0	0	0	0	0	0	0
7:25 AM	0	0	0	0	0	0	1	0	0	0	1	0	0	0	0	0	2	0
7:30 AM	0	0	0	0	0	0	0	0	0	0	1	0	0	0	0	0	1	0
7:35 AM	0	0	0	0	1	0	0	0	0	0	0	0	0	0	0	0	1	0
7:40 AM	0	0	0	0	1	0	0	0	0	0	0	0	0	0	0	0	1	0
7:45 AM	0	0	0	0	0	0	0	0	0	0	0	0	0	0	0	0	0	0
7:50 AM	0	0	0	0	1	0	0	0	0	0	0	0	0	0	0	0	1	0
7:55 AM	0	0	0	0	0	0	0	0	0	1	1	0	0	0	0	0	2	0
8:00 AM	0	0	0	0	0	0	0	0	0	1	0	0	0	0	0	0	1	0
8:05 AM	0	0	0	0	0	0	0	0	0	1	0	0	0	0	0	0	1	0
8:10 AM	0	0	0	0	1	0	0	0	0	0	0	0	0	0	0	0	1	0
8:15 AM	0	0	0	0	1	0	0	0	0	1	1	0	0	0	0	0	3	0
8:20 AM	0	0	0	0	1	0	0	0	1	0	0	0	0	0	0	0	2	0
8:25 AM	0	0	0	0	0	0	0	0	0	1	2	0	0	0	0	0	3	0
8:30 AM	0	0	0	0	2	0	1	0	0	0	2	0	0	0	0	0	5	0
8:35 AM	0	0	0	0	1	0	0	0	1	0	0	0	0	0	0	0	2	0
8:40 AM	0	0	0	0	0	0	0	0	1	0	1	0	0	0	0	0	2	0
8:45 AM	0	0	0	0	4	1	0	0	0	1	1	0	0	0	0	0	7	0
8:50 AM	0	0	0	0	0	0	0	0	0	0	0	0	0	0	0	0	0	0
8:55 AM	0	0	0	0	0	0	0	0	0	0	1	0	0	0	0	0	1	0
HOURLY TOTALS	Southbound			Westbound			Northbound			Eastbound			Pedestrians By Approach				TOTAL	
7:00 AM	0	0	0	0	4	1	1	0	0	1	6	0	0	0	0	0	13	0
7:15 AM	0	0	0	0	5	1	1	0	0	3	3	0	0	0	0	0	13	0
7:30 AM	0	0	0	0	6	0	0	0	1	5	5	0	0	0	0	0	17	0
7:45 AM	0	0	0	0	7	0	1	0	3	5	7	0	0	0	0	0	23	0
8:00 AM	0	0	0	0	10	1	1	0	3	5	8	0	0	0	0	0	28	0

INTERSECTION: *Columbia St--W 39th St--*
 PROJECT ID#:
 QC JOB #: 10247021

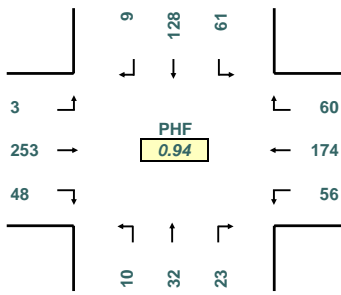
START TIME: 7:00 AM
 END TIME: 9:00 AM
 DATE: 4/10/2007



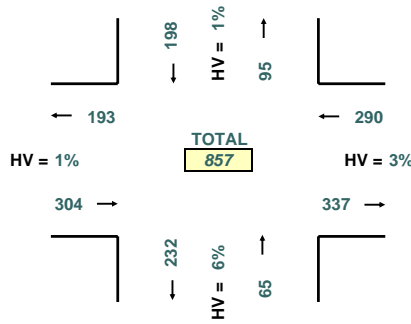
16285 SW 85th Avenue, Ste. 302
 Tigard, OR 97224
 Phone: 503-620-4242
 Fax: 503 620-4545

www.qualitycounts.net

PEAK HOUR TURNING MOVEMENTS



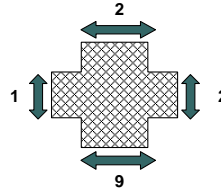
PEAK HOUR LINK VOLUMES



PEAK HOUR: 7:30 AM TO 8:30 AM

PEAK 15 MINUTES: 7:45 AM TO 8:00 AM

PEAK HOUR PED CROSSING VOLUMES



5-MINUTE COUNT PERIOD BEGINNING AT	Columbia St-- (Southbound)			W 39th St-- (Westbound)			Columbia St-- (Northbound)			W 39th St-- (Eastbound)			Crosswalk Usage (Peds By Approach)				TOTAL	
	Right	Thru	Left	Right	Thru	Left	Right	Thru	Left	Right	Thru	Left	North	East	South	West	Veh	Peds
7:00 AM	0	6	1	1	10	2	0	0	1	2	23	0	1	0	0	0	46	1
7:05 AM	0	7	4	2	17	1	2	1	0	7	19	0	0	0	0	0	60	0
7:10 AM	0	7	3	1	14	4	2	7	2	9	27	0	0	0	0	0	76	0
7:15 AM	2	8	6	2	13	3	4	1	1	7	28	0	0	0	0	0	75	0
7:20 AM	1	9	3	1	9	2	1	3	0	7	17	0	0	0	0	0	53	0
7:25 AM	0	13	6	3	11	7	6	2	2	9	32	0	1	0	0	0	91	1
7:30 AM	1	8	5	3	19	9	5	2	0	5	12	0	0	0	1	1	69	2
7:35 AM	3	12	4	2	13	6	2	1	1	3	21	0	0	0	1	0	68	1
7:40 AM	2	15	7	2	12	10	2	3	1	7	21	0	1	0	0	0	82	1
7:45 AM	2	19	7	4	10	6	1	0	0	7	27	0	0	0	0	0	83	0
7:50 AM	0	12	3	2	17	7	2	2	0	4	21	1	0	0	0	0	71	0
7:55 AM	1	15	2	5	9	9	1	2	0	4	25	1	0	0	0	0	74	0
8:00 AM	0	10	6	2	24	2	1	4	2	2	11	0	0	0	1	0	64	1
8:05 AM	0	9	6	6	10	0	2	2	1	5	18	0	0	1	0	0	59	1
8:10 AM	0	7	2	8	17	1	4	3	0	1	17	0	0	0	4	0	60	4
8:15 AM	0	5	4	11	12	2	1	4	0	3	35	1	0	0	1	0	78	1
8:20 AM	0	9	5	11	18	2	2	5	2	3	27	0	1	0	0	0	84	1
8:25 AM	0	7	10	4	13	2	0	4	3	4	18	0	0	1	1	0	65	2
8:30 AM	0	14	12	3	12	1	4	5	3	3	22	0	1	0	1	1	79	3
8:35 AM	0	9	7	3	13	2	2	2	0	4	25	0	1	1	0	0	67	2
8:40 AM	0	5	7	3	14	0	3	0	3	4	28	0	0	0	0	0	67	0
8:45 AM	0	7	7	3	12	0	3	1	2	0	25	0	0	0	0	2	60	2
8:50 AM	0	4	13	1	12	3	1	2	1	1	33	0	2	0	0	0	71	2
8:55 AM	0	3	2	8	15	2	3	7	0	2	18	1	2	2	0	0	61	4
HOURLY TOTALS	Southbound			Westbound			Northbound			Eastbound			Pedestrians By Approach				TOTAL	
7:00 AM	12	131	51	28	154	66	28	24	8	71	273	2	3	0	2	1	848	6
7:15 AM	12	137	57	40	164	62	31	25	8	61	250	2	2	1	7	1	849	11
7:30 AM	9	128	61	60	174	56	23	32	10	48	253	3	2	2	9	1	857	14
7:45 AM	3	121	71	62	169	34	23	33	14	44	274	3	3	3	8	1	851	15
8:00 AM	0	89	81	63	172	17	26	39	17	32	277	2	7	5	8	3	815	23

INTERSECTION: *Columbia St--W 39th St--*
 PROJECT ID#:
 QC JOB #: 10247021

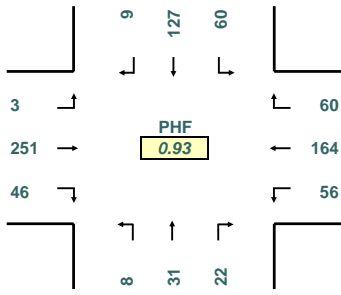
START TIME: 7:00 AM
 END TIME: 9:00 AM
 DATE: 4/10/2007



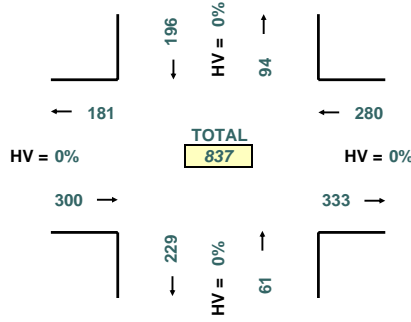
16285 SW 85th Avenue, Ste. 302
 Tigard, OR 97224
 Phone: 503-620-4242
 Fax: 503 620-4545

www.qualitycounts.net

PEAK HOUR TURNING MOVEMENTS



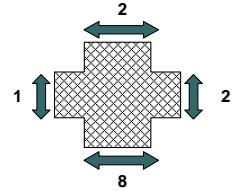
PEAK HOUR LINK VOLUMES



PEAK HOUR: 7:30 AM TO 8:30 AM

PEAK 15 MINUTES: 7:45 AM TO 8:00 AM

PEAK HOUR PED CROSSING VOLUMES



5-MINUTE COUNT PERIOD BEGINNING AT	Columbia St-- (Southbound)			W 39th St-- (Westbound)			Columbia St-- (Northbound)			W 39th St-- (Eastbound)			Crosswalk Usage (Peds By Approach)				TOTAL	
	Right	Thru	Left	Right	Thru	Left	Right	Thru	Left	Right	Thru	Left	North	East	South	West	Veh	Peds
7:00 AM	0	6	1	1	10	2	0	0	1	2	23	0	1	0	0	0	46	1
7:05 AM	0	6	4	2	17	1	2	1	0	7	18	0	0	0	0	0	58	0
7:10 AM	0	7	3	1	14	4	2	7	2	8	26	0	0	0	0	0	74	0
7:15 AM	2	8	6	2	11	3	4	1	1	7	28	0	0	0	0	0	73	0
7:20 AM	1	9	3	1	9	2	1	3	0	7	16	0	0	0	0	0	52	0
7:25 AM	0	13	6	3	11	6	6	2	2	9	30	0	1	0	0	0	88	1
7:30 AM	1	8	5	3	18	9	5	2	0	5	11	0	0	0	1	1	67	2
7:35 AM	3	12	4	2	12	6	2	1	1	3	21	0	0	0	1	0	67	1
7:40 AM	2	15	7	2	12	10	2	3	0	7	21	0	1	0	0	0	81	1
7:45 AM	2	19	7	4	10	6	1	0	0	7	27	0	0	0	0	0	83	0
7:50 AM	0	12	3	2	16	7	2	2	0	4	21	1	0	0	0	0	70	0
7:55 AM	1	15	1	5	9	9	1	2	0	3	25	1	0	0	0	0	72	0
8:00 AM	0	10	6	2	24	2	1	4	2	2	11	0	0	0	1	0	64	1
8:05 AM	0	9	6	6	10	0	1	2	1	5	18	0	0	1	0	0	58	1
8:10 AM	0	7	2	8	14	1	4	3	0	1	17	0	0	0	4	0	57	4
8:15 AM	0	5	4	11	8	2	1	4	0	3	34	1	0	0	0	0	73	0
8:20 AM	0	8	5	11	18	2	2	4	2	3	27	0	1	0	0	0	82	1
8:25 AM	0	7	10	4	13	2	0	4	2	3	18	0	0	1	1	0	63	2
8:30 AM	0	14	12	3	11	0	4	4	3	3	20	0	1	0	1	1	74	3
8:35 AM	0	9	7	3	12	2	2	2	0	4	24	0	1	1	0	0	65	2
8:40 AM	0	5	7	3	11	0	3	0	3	3	28	0	0	0	0	0	63	0
8:45 AM	0	6	6	3	11	0	3	1	2	0	22	0	0	0	0	2	54	2
8:50 AM	0	4	9	1	12	2	1	2	1	1	33	0	2	0	0	0	66	2
8:55 AM	0	3	2	8	15	2	3	7	0	2	17	1	2	2	0	0	60	4
HOURLY TOTALS	Southbound			Westbound			Northbound			Eastbound			Pedestrians By Approach				TOTAL	
7:00 AM	12	130	50	28	149	65	28	24	7	69	267	2	3	0	2	1	831	6
7:15 AM	12	137	56	40	156	61	30	25	7	60	246	2	2	1	7	1	832	11
7:30 AM	9	127	60	60	164	56	22	31	8	46	251	3	2	2	8	1	837	13
7:45 AM	3	120	70	62	156	33	22	31	13	41	270	3	3	3	7	1	824	14
8:00 AM	0	87	76	63	159	15	25	37	16	30	269	2	7	5	7	3	779	22

INTERSECTION: *Columbia St--W 39th St--*
 PROJECT ID#:
 QC JOB #: 10247021

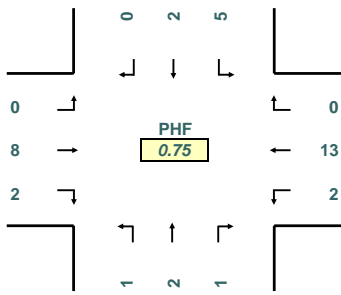
START TIME: 7:00 AM
 END TIME: 9:00 AM
 DATE: 4/10/2007



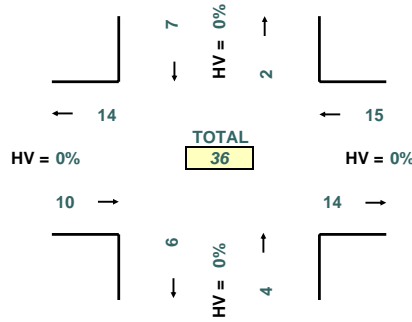
16285 SW 85th Avenue, Ste. 302
 Tigard, OR 97224
 Phone: 503-620-4242
 Fax: 503 620-4545

www.qualitycounts.net

PEAK HOUR TURNING MOVEMENTS



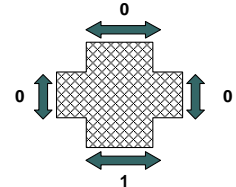
PEAK HOUR LINK VOLUMES



PEAK HOUR: 8:00 AM TO 9:00 AM

PEAK 15 MINUTES: 8:45 AM TO 9:00 AM

PEAK HOUR PED CROSSING VOLUMES



5-MINUTE COUNT PERIOD BEGINNING AT	Columbia St-- (Southbound)			W 39th St-- (Westbound)			Columbia St-- (Northbound)			W 39th St-- (Eastbound)			Crosswalk Usage (Peds By Approach)				TOTAL	
	Right	Thru	Left	Right	Thru	Left	Right	Thru	Left	Right	Thru	Left	North	East	South	West	Veh	Peds
7:00 AM	0	0	0	0	0	0	0	0	0	0	0	0	0	0	0	0	0	0
7:05 AM	0	1	0	0	0	0	0	0	0	0	1	0	0	0	0	0	2	0
7:10 AM	0	0	0	0	0	0	0	0	0	1	1	0	0	0	0	0	2	0
7:15 AM	0	0	0	0	2	0	0	0	0	0	0	0	0	0	0	0	2	0
7:20 AM	0	0	0	0	0	0	0	0	0	0	1	0	0	0	0	0	1	0
7:25 AM	0	0	0	0	0	1	0	0	0	0	2	0	0	0	0	0	3	0
7:30 AM	0	0	0	0	1	0	0	0	0	0	1	0	0	0	0	0	2	0
7:35 AM	0	0	0	0	1	0	0	0	0	0	0	0	0	0	0	0	1	0
7:40 AM	0	0	0	0	0	0	0	0	0	0	1	0	0	0	0	0	1	0
7:45 AM	0	0	0	0	0	0	0	0	0	0	0	0	0	0	0	0	0	0
7:50 AM	0	0	0	0	1	0	0	0	0	0	0	0	0	0	0	0	1	0
7:55 AM	0	0	1	0	0	0	0	0	0	1	0	0	0	0	0	0	2	0
8:00 AM	0	0	0	0	0	0	0	0	0	0	0	0	0	0	0	0	0	0
8:05 AM	0	0	0	0	0	0	1	0	0	0	0	0	0	0	0	0	1	0
8:10 AM	0	0	0	0	3	0	0	0	0	0	0	0	0	0	0	0	3	0
8:15 AM	0	0	0	0	4	0	0	0	0	1	0	0	0	0	1	0	5	1
8:20 AM	0	1	0	0	0	0	0	1	0	0	0	0	0	0	0	0	2	0
8:25 AM	0	0	0	0	0	0	0	0	1	1	0	0	0	0	0	0	2	0
8:30 AM	0	0	0	0	1	1	0	1	0	0	2	0	0	0	0	0	5	0
8:35 AM	0	0	0	0	1	0	0	0	0	1	0	0	0	0	0	0	2	0
8:40 AM	0	0	0	0	3	0	0	0	0	1	0	0	0	0	0	0	4	0
8:45 AM	0	1	1	0	1	0	0	0	0	3	0	0	0	0	0	0	6	0
8:50 AM	0	0	4	0	0	1	0	0	0	0	0	0	0	0	0	0	5	0
8:55 AM	0	0	0	0	0	0	0	0	0	1	0	0	0	0	0	0	1	0
HOURLY TOTALS	Southbound			Westbound			Northbound			Eastbound			Pedestrians By Approach				TOTAL	
7:00 AM	0	1	1	0	5	1	0	0	1	2	6	0	0	0	0	0	17	0
7:15 AM	0	0	1	0	8	1	1	0	1	1	4	0	0	0	0	0	17	0
7:30 AM	0	1	1	0	10	0	1	1	2	2	2	0	0	0	1	0	20	1
7:45 AM	0	1	1	0	13	1	1	2	1	3	4	0	0	0	1	0	27	1
8:00 AM	0	2	5	0	13	2	1	2	1	2	8	0	0	0	1	0	36	1

INTERSECTION: *Columbia St--/NW 45th St--*
 PROJECT ID#:
 QC JOB #: 10247022

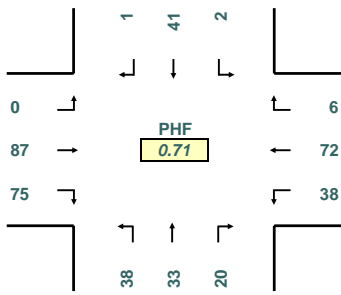
START TIME: 7:00 AM
 END TIME: 9:00 AM
 DATE: 4/10/2007



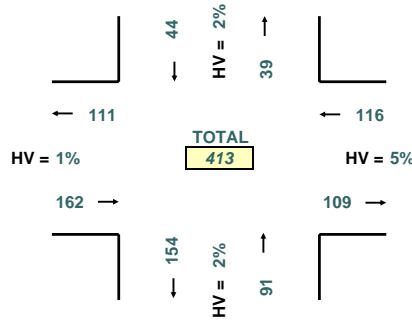
16285 SW 85th Avenue, Ste. 302
 Tigard, OR 97224
 Phone: 503-620-4242
 Fax: 503 620-4545

www.qualitycounts.net

PEAK HOUR TURNING MOVEMENTS



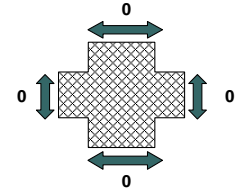
PEAK HOUR LINK VOLUMES



PEAK HOUR: 7:45 AM TO 8:45 AM

PEAK 15 MINUTES: 8:15 AM TO 8:30 AM

PEAK HOUR PED CROSSING VOLUMES



5-MINUTE COUNT PERIOD BEGINNING AT	Columbia St-- (Southbound)			NW 45th St-- (Westbound)			Columbia St-- (Northbound)			NW 45th St-- (Eastbound)			Crosswalk Usage (Peds By Approach)				TOTAL	
	Right	Thru	Left	Right	Thru	Left	Right	Thru	Left	Right	Thru	Left	North	East	South	West	Veh	Peds
7:00 AM	0	3	1	0	1	0	0	0	1	2	4	0	0	0	0	0	12	0
7:05 AM	0	2	0	0	2	1	2	1	0	6	2	0	0	0	0	0	16	0
7:10 AM	0	4	0	0	2	1	3	2	2	4	2	0	2	0	0	0	20	2
7:15 AM	0	3	1	0	5	6	3	0	2	2	7	0	0	0	1	0	29	1
7:20 AM	0	6	0	0	1	3	0	0	1	0	2	0	0	0	1	0	13	1
7:25 AM	0	2	0	0	2	6	1	2	3	4	2	0	0	0	0	0	22	0
7:30 AM	0	3	0	0	5	5	2	3	0	4	1	0	0	0	0	0	23	0
7:35 AM	0	3	1	0	3	10	1	1	0	3	7	0	0	0	0	0	29	0
7:40 AM	0	4	1	1	1	9	3	1	2	6	3	0	0	0	1	0	31	1
7:45 AM	0	3	0	0	3	14	2	2	2	6	6	0	0	0	0	0	38	0
7:50 AM	0	2	1	0	4	10	2	0	2	4	5	0	0	0	0	0	30	0
7:55 AM	0	3	0	0	6	5	1	3	1	3	2	0	0	0	0	0	24	0
8:00 AM	0	3	0	0	4	2	3	2	1	5	5	0	0	0	0	0	25	0
8:05 AM	0	4	0	0	4	2	1	4	0	5	3	0	0	0	0	0	23	0
8:10 AM	0	0	0	1	4	0	2	3	5	4	8	0	0	0	0	0	27	0
8:15 AM	0	3	0	2	6	0	2	5	12	5	9	0	0	0	0	0	44	0
8:20 AM	0	5	1	0	20	3	2	7	8	3	8	0	0	0	0	0	57	0
8:25 AM	0	7	0	0	8	0	1	5	2	13	8	0	0	0	0	0	44	0
8:30 AM	1	3	0	2	3	1	1	0	2	14	14	0	0	0	0	0	41	0
8:35 AM	0	3	0	1	5	1	2	1	2	9	10	0	0	0	0	0	34	0
8:40 AM	0	5	0	0	5	0	1	1	1	4	9	0	0	0	0	0	26	0
8:45 AM	0	4	1	0	10	2	2	0	2	6	10	0	0	0	0	0	37	0
8:50 AM	0	2	0	0	9	1	3	0	0	6	10	0	0	0	1	1	31	2
8:55 AM	0	0	1	0	10	0	0	3	0	1	8	0	0	0	0	0	23	0
HOURLY TOTALS	Southbound			Westbound			Northbound			Eastbound			Pedestrians By Approach				TOTAL	
	Right	Thru	Left	Right	Thru	Left	Right	Thru	Left	Right	Thru	Left	West	East	North	South	Veh	Peds
7:00 AM	0	38	5	1	35	70	20	15	16	44	43	0	2	0	3	0	287	5
7:15 AM	0	36	4	2	42	72	21	21	19	46	51	0	0	0	3	0	314	3
7:30 AM	0	40	4	4	68	60	22	36	35	61	65	0	0	0	1	0	395	1
7:45 AM	1	41	2	6	72	38	20	33	38	75	87	0	0	0	0	0	413	0
8:00 AM	1	39	3	6	88	12	20	31	35	75	102	0	0	0	1	1	412	2

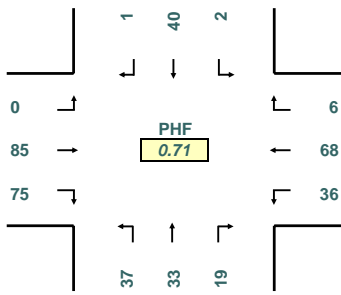
INTERSECTION: *Columbia St--/NW 45th St--*
 PROJECT ID#:
 QC JOB #: 10247022

START TIME: 7:00 AM
 END TIME: 9:00 AM
 DATE: 4/10/2007

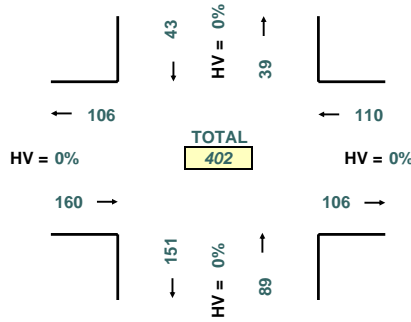


QUALITY COUNTS
 16285 SW 85th Avenue, Ste. 302
 Tigard, OR 97224
 Phone: 503-620-4242
 Fax: 503 620-4545
 www.qualitycounts.net

PEAK HOUR TURNING MOVEMENTS



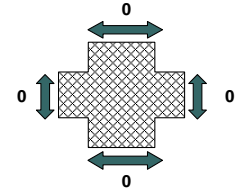
PEAK HOUR LINK VOLUMES



PEAK HOUR: 7:45 AM TO 8:45 AM

PEAK 15 MINUTES: 8:15 AM TO 8:30 AM

PEAK HOUR PED CROSSING VOLUMES



5-MINUTE COUNT PERIOD BEGINNING AT	Columbia St-- (Southbound)			NW 45th St-- (Westbound)			Columbia St-- (Northbound)			NW 45th St-- (Eastbound)			Crosswalk Usage (Peds By Approach)				TOTAL	
	Right	Thru	Left	Right	Thru	Left	Right	Thru	Left	Right	Thru	Left	North	East	South	West	Veh	Peds
7:00 AM	0	3	1	0	1	0	0	0	1	2	4	0	0	0	0	0	12	0
7:05 AM	0	1	0	0	2	1	2	1	0	6	2	0	0	0	0	0	15	0
7:10 AM	0	4	0	0	2	1	3	2	2	4	2	0	2	0	0	0	20	2
7:15 AM	0	3	1	0	5	6	3	0	2	2	7	0	0	0	1	0	29	1
7:20 AM	0	6	0	0	1	3	0	0	1	0	2	0	0	0	1	0	13	1
7:25 AM	0	2	0	0	2	6	1	2	3	4	2	0	0	0	0	0	22	0
7:30 AM	0	3	0	0	5	5	2	3	0	4	1	0	0	0	0	0	23	0
7:35 AM	0	3	1	0	3	10	1	1	0	3	6	0	0	0	0	0	28	0
7:40 AM	0	4	1	1	1	9	3	1	2	6	3	0	0	0	1	0	31	1
7:45 AM	0	3	0	0	3	13	2	2	2	6	6	0	0	0	0	0	37	0
7:50 AM	0	2	1	0	4	10	2	0	2	4	5	0	0	0	0	0	30	0
7:55 AM	0	3	0	0	6	4	1	3	1	3	2	0	0	0	0	0	23	0
8:00 AM	0	3	0	0	4	2	3	2	1	5	5	0	0	0	0	0	25	0
8:05 AM	0	4	0	0	4	2	1	4	0	5	3	0	0	0	0	0	23	0
8:10 AM	0	0	0	1	4	0	2	3	5	4	8	0	0	0	0	0	27	0
8:15 AM	0	3	0	2	6	0	2	5	12	5	8	0	0	0	0	0	43	0
8:20 AM	0	4	1	0	20	3	1	7	8	3	8	0	0	0	0	0	55	0
8:25 AM	0	7	0	0	7	0	1	5	2	13	8	0	0	0	0	0	43	0
8:30 AM	1	3	0	2	2	1	1	0	2	14	14	0	0	0	0	0	40	0
8:35 AM	0	3	0	1	4	1	2	1	1	9	9	0	0	0	0	0	31	0
8:40 AM	0	5	0	0	4	0	1	1	1	4	9	0	0	0	0	0	25	0
8:45 AM	0	4	0	0	10	2	2	0	2	4	10	0	0	0	0	0	34	0
8:50 AM	0	2	0	0	7	1	3	0	0	6	9	0	0	0	1	1	28	2
8:55 AM	0	0	1	0	10	0	0	3	0	1	8	0	0	0	0	0	23	0
HOURLY TOTALS	Southbound			Westbound			Northbound			Eastbound			Pedestrians By Approach				TOTAL	
7:00 AM	0	37	5	1	35	68	20	15	16	44	42	0	2	0	3	0	283	5
7:15 AM	0	36	4	2	42	70	21	21	19	46	50	0	0	0	3	0	311	3
7:30 AM	0	39	4	4	67	58	21	36	35	61	63	0	0	0	1	0	388	1
7:45 AM	1	40	2	6	68	36	19	33	37	75	85	0	0	0	0	0	402	0
8:00 AM	1	38	2	6	82	12	19	31	34	73	99	0	0	0	1	1	397	2

INTERSECTION: *Columbia St--/NW 45th St--*
 PROJECT ID#:
 QC JOB #: 10247022

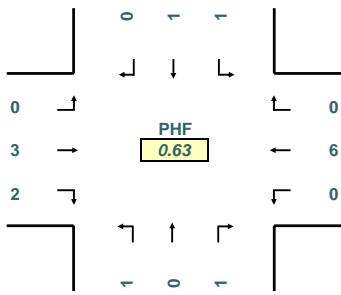
START TIME: 7:00 AM
 END TIME: 9:00 AM
 DATE: 4/10/2007



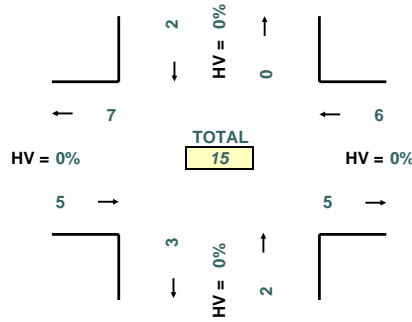
16285 SW 85th Avenue, Ste. 302
 Tigard, OR 97224
 Phone: 503-620-4242
 Fax: 503 620-4545

www.qualitycounts.net

PEAK HOUR TURNING MOVEMENTS



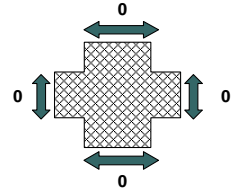
PEAK HOUR LINK VOLUMES



PEAK HOUR: 8:00 AM TO 9:00 AM

PEAK 15 MINUTES: 8:45 AM TO 9:00 AM

PEAK HOUR PED CROSSING VOLUMES



5-MINUTE COUNT PERIOD BEGINNING AT	Columbia St-- (Southbound)			NW 45th St-- (Westbound)			Columbia St-- (Northbound)			NW 45th St-- (Eastbound)			Crosswalk Usage (Peds By Approach)				TOTAL	
	Right	Thru	Left	Right	Thru	Left	Right	Thru	Left	Right	Thru	Left	North	East	South	West	Veh	Peds
7:00 AM	0	0	0	0	0	0	0	0	0	0	0	0	0	0	0	0	0	0
7:05 AM	0	1	0	0	0	0	0	0	0	0	0	0	0	0	0	0	1	0
7:10 AM	0	0	0	0	0	0	0	0	0	0	0	0	0	0	0	0	0	0
7:15 AM	0	0	0	0	0	0	0	0	0	0	0	0	0	0	0	0	0	0
7:20 AM	0	0	0	0	0	0	0	0	0	0	0	0	0	0	0	0	0	0
7:25 AM	0	0	0	0	0	0	0	0	0	0	0	0	0	0	0	0	0	0
7:30 AM	0	0	0	0	0	0	0	0	0	0	0	0	0	0	0	0	0	0
7:35 AM	0	0	0	0	0	0	0	0	0	1	0	0	0	0	0	0	1	0
7:40 AM	0	0	0	0	0	0	0	0	0	0	0	0	0	0	0	0	0	0
7:45 AM	0	0	0	0	0	1	0	0	0	0	0	0	0	0	0	0	1	0
7:50 AM	0	0	0	0	0	0	0	0	0	0	0	0	0	0	0	0	0	0
7:55 AM	0	0	0	0	0	1	0	0	0	0	0	0	0	0	0	0	1	0
8:00 AM	0	0	0	0	0	0	0	0	0	0	0	0	0	0	0	0	0	0
8:05 AM	0	0	0	0	0	0	0	0	0	0	0	0	0	0	0	0	0	0
8:10 AM	0	0	0	0	0	0	0	0	0	0	0	0	0	0	0	0	0	0
8:15 AM	0	0	0	0	0	0	0	0	0	1	0	0	0	0	0	0	1	0
8:20 AM	0	1	0	0	0	0	1	0	0	0	0	0	0	0	0	0	2	0
8:25 AM	0	0	0	0	1	0	0	0	0	0	0	0	0	0	0	0	1	0
8:30 AM	0	0	0	0	1	0	0	0	0	0	0	0	0	0	0	0	1	0
8:35 AM	0	0	0	0	1	0	0	0	1	0	0	0	0	0	0	0	3	0
8:40 AM	0	0	0	0	1	0	0	0	0	0	0	0	0	0	0	0	1	0
8:45 AM	0	0	1	0	0	0	0	0	2	0	0	0	0	0	0	0	3	0
8:50 AM	0	0	0	0	2	0	0	0	0	1	0	0	0	0	0	0	3	0
8:55 AM	0	0	0	0	0	0	0	0	0	0	0	0	0	0	0	0	0	0
HOURLY TOTALS	Southbound			Westbound			Northbound			Eastbound			Pedestrians By Approach				TOTAL	
	Right	Thru	Left	Right	Thru	Left	Right	Thru	Left	Right	Thru	Left	West	East	North	South	Veh	Peds
7:00 AM	0	1	0	0	0	2	0	0	0	0	1	0	0	0	0	0	4	0
7:15 AM	0	0	0	0	0	2	0	0	0	0	1	0	0	0	0	0	3	0
7:30 AM	0	1	0	0	1	2	1	0	0	0	2	0	0	0	0	0	7	0
7:45 AM	0	1	0	0	4	2	1	0	1	0	2	0	0	0	0	0	11	0
8:00 AM	0	1	1	0	6	0	1	0	1	2	3	0	0	0	0	0	15	0

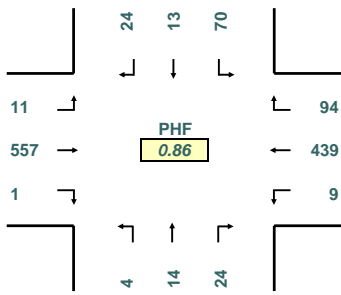
INTERSECTION: *H St--/E 39th St--*
 PROJECT ID#:
 QC JOB #: 10256602

START TIME: 7:00 AM
 END TIME: 9:00 AM
 DATE: 5/24/2007

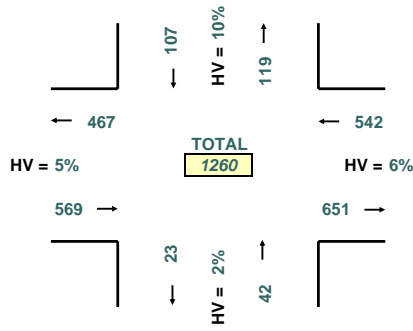


16285 SW 85th Avenue, Ste. 302
 Tigard, OR 97224
 Phone: 503-620-4242
 Fax: 503 620-4545
 www.qualitycounts.net

PEAK HOUR TURNING MOVEMENTS



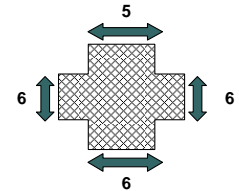
PEAK HOUR LINK VOLUMES



PEAK HOUR: 8:00 AM TO 9:00 AM

PEAK 15 MINUTES: 8:45 AM TO 9:00 AM

PEAK HOUR PED CROSSING VOLUMES



5-MINUTE COUNT PERIOD BEGINNING AT	<i>H St--</i> (Southbound)			<i>E 39th St--</i> (Westbound)			<i>H St--</i> (Northbound)			<i>E 39th St--</i> (Eastbound)			Crosswalk Usage (Peds By Approach)				TOTAL	
	Right	Thru	Left	Right	Thru	Left	Right	Thru	Left	Right	Thru	Left	North	East	South	West	Veh	Peds
7:00 AM	1	0	0	0	16	2	1	1	0	2	43	0	0	0	0	0	66	0
7:05 AM	0	0	1	0	25	1	5	0	0	0	46	0	0	0	0	0	78	0
7:10 AM	0	0	0	0	20	0	3	0	0	0	39	0	0	0	0	0	62	0
7:15 AM	0	0	0	2	14	0	3	0	0	0	37	0	0	1	0	0	56	1
7:20 AM	0	0	0	1	24	0	0	0	0	0	40	0	1	0	0	2	65	3
7:25 AM	0	0	0	2	25	1	2	1	0	1	25	0	0	0	1	0	57	1
7:30 AM	1	0	2	3	20	0	2	0	0	0	41	0	0	0	0	1	69	1
7:35 AM	1	0	1	0	21	0	2	0	0	0	44	0	0	0	1	0	69	1
7:40 AM	1	0	2	2	23	1	4	0	0	0	49	1	1	0	0	1	83	2
7:45 AM	1	1	4	4	34	1	3	1	0	0	43	1	0	0	0	0	93	0
7:50 AM	0	1	5	4	35	1	0	0	0	0	39	1	1	0	0	0	86	1
7:55 AM	1	2	4	4	23	0	1	4	0	0	38	2	0	1	0	1	79	2
8:00 AM	0	0	3	7	32	1	2	0	0	0	43	0	2	2	1	0	88	5
8:05 AM	2	1	3	6	30	0	1	0	0	0	40	0	0	0	0	1	83	1
8:10 AM	0	0	2	2	51	0	0	0	0	0	54	1	0	1	1	1	110	3
8:15 AM	2	0	0	4	40	2	3	2	0	0	43	1	0	0	0	0	97	0
8:20 AM	2	2	5	5	40	0	3	0	0	0	42	0	2	0	0	0	99	2
8:25 AM	0	1	3	6	37	0	1	2	0	0	42	2	1	1	1	0	94	3
8:30 AM	0	1	2	8	36	3	0	1	1	0	44	3	0	0	0	1	99	1
8:35 AM	2	0	7	8	34	0	1	2	0	1	53	0	0	0	0	2	108	2
8:40 AM	3	1	9	10	31	0	3	2	1	0	54	2	0	0	0	0	116	0
8:45 AM	4	2	15	20	31	1	5	0	1	0	52	1	0	2	2	0	132	4
8:50 AM	3	0	7	11	40	1	1	5	0	0	51	1	0	0	1	1	120	2
8:55 AM	6	5	14	7	37	1	4	0	1	0	39	0	0	0	0	0	114	0
HOURLY TOTALS	Southbound			Westbound			Northbound			Eastbound			Pedestrians By Approach				TOTAL	
7:00 AM	6	4	19	22	280	7	26	7	0	3	484	5	3	2	2	5	863	12
7:15 AM	7	5	26	37	332	5	20	6	0	1	493	6	5	5	4	7	938	21
7:30 AM	11	8	34	47	386	6	22	9	0	0	518	9	7	5	4	5	1050	21
7:45 AM	13	10	47	68	423	8	18	14	2	1	535	13	6	5	3	6	1152	20
8:00 AM	24	13	70	94	439	9	24	14	4	1	557	11	5	6	6	6	1260	23

INTERSECTION: *H St--/E 39th St--*
 PROJECT ID#:
 QC JOB #: 10256602

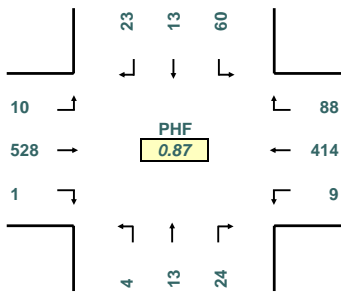
START TIME: 7:00 AM
 END TIME: 9:00 AM
 DATE: 5/24/2007



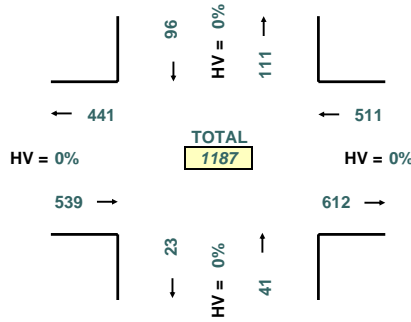
16285 SW 85th Avenue, Ste. 302
 Tigard, OR 97224
 Phone: 503-620-4242
 Fax: 503 620-4545

www.qualitycounts.net

PEAK HOUR TURNING MOVEMENTS



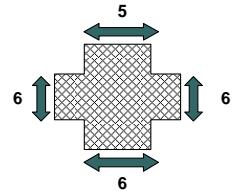
PEAK HOUR LINK VOLUMES



PEAK HOUR: 8:00 AM TO 9:00 AM

PEAK 15 MINUTES: 8:45 AM TO 9:00 AM

PEAK HOUR PED CROSSING VOLUMES



5-MINUTE COUNT PERIOD BEGINNING AT	<i>H St--</i> (Southbound)			<i>E 39th St--</i> (Westbound)			<i>H St--</i> (Northbound)			<i>E 39th St--</i> (Eastbound)			Crosswalk Usage (Peds By Approach)				TOTAL	
	Right	Thru	Left	Right	Thru	Left	Right	Thru	Left	Right	Thru	Left	North	East	South	West	Veh	Peds
7:00 AM	1	0	0	0	13	1	1	1	0	2	42	0	0	0	0	0	61	0
7:05 AM	0	0	1	0	25	1	4	0	0	0	43	0	0	0	0	0	74	0
7:10 AM	0	0	0	0	17	0	2	0	0	0	36	0	0	0	0	0	55	0
7:15 AM	0	0	0	2	13	0	3	0	0	0	36	0	0	1	0	0	54	1
7:20 AM	0	0	0	1	20	0	0	0	0	0	37	0	1	0	0	2	58	3
7:25 AM	0	0	0	2	24	1	2	1	0	1	23	0	0	0	1	0	54	1
7:30 AM	1	0	2	1	19	0	2	0	0	0	39	0	0	0	0	1	64	1
7:35 AM	1	0	1	0	20	0	2	0	0	0	41	0	0	0	1	0	65	1
7:40 AM	1	0	2	2	22	1	4	0	0	0	45	1	1	0	0	1	78	2
7:45 AM	1	1	4	4	34	1	3	1	0	0	41	1	0	0	0	0	91	0
7:50 AM	0	1	5	4	34	1	0	0	0	0	37	1	1	0	0	0	83	1
7:55 AM	1	2	4	4	22	0	1	4	0	0	37	2	0	1	0	1	77	2
8:00 AM	0	0	3	6	32	1	2	0	0	0	41	0	2	2	1	0	85	5
8:05 AM	2	1	2	6	27	0	1	0	0	0	37	0	0	0	0	1	76	1
8:10 AM	0	0	2	2	51	0	0	0	0	0	52	0	0	1	1	1	107	3
8:15 AM	2	0	0	4	37	2	3	2	0	0	43	1	0	0	0	0	94	0
8:20 AM	2	2	5	5	37	0	3	0	0	0	41	0	2	0	0	0	95	2
8:25 AM	0	1	3	6	36	0	1	2	0	0	40	2	1	1	1	0	91	3
8:30 AM	0	1	2	8	34	3	0	1	1	0	41	3	0	0	0	1	94	1
8:35 AM	2	0	6	5	30	0	1	2	0	1	51	0	0	0	0	2	98	2
8:40 AM	2	1	7	9	26	0	3	1	1	0	52	2	0	0	0	0	104	0
8:45 AM	4	2	12	19	29	1	5	0	1	0	49	1	0	2	2	0	123	4
8:50 AM	3	0	6	11	39	1	1	5	0	0	46	1	0	0	1	1	113	2
8:55 AM	6	5	12	7	36	1	4	0	1	0	35	0	0	0	0	0	107	0
HOURLY TOTALS	Southbound			Westbound			Northbound			Eastbound			Pedestrians By Approach				TOTAL	
7:00 AM	6	4	19	20	263	6	24	7	0	3	457	5	3	2	2	5	814	12
7:15 AM	7	5	25	34	318	5	20	6	0	1	466	5	5	5	4	7	892	21
7:30 AM	11	8	33	44	371	6	22	9	0	0	494	8	7	5	4	5	1006	21
7:45 AM	12	10	43	63	400	8	18	13	2	1	513	12	6	5	3	6	1095	20
8:00 AM	23	13	60	88	414	9	24	13	4	1	528	10	5	6	6	6	1187	23

INTERSECTION: *H St--/E 39th St--*
 PROJECT ID#:
 QC JOB #: 10256602

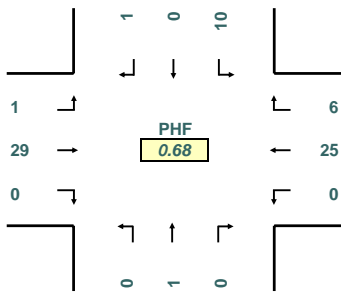
START TIME: 7:00 AM
 END TIME: 9:00 AM
 DATE: 5/24/2007



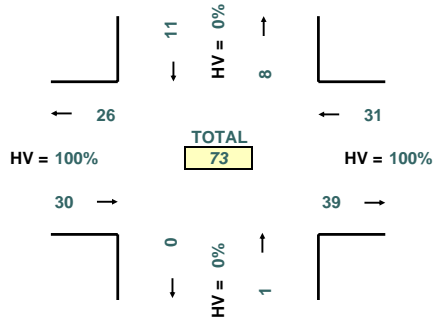
16285 SW 85th Avenue, Ste. 302
 Tigard, OR 97224
 Phone: 503-620-4242
 Fax: 503 620-4545

www.qualitycounts.net

PEAK HOUR TURNING MOVEMENTS



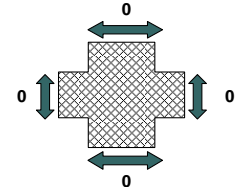
PEAK HOUR LINK VOLUMES



PEAK HOUR: 8:00 AM TO 9:00 AM

PEAK 15 MINUTES: 8:30 AM TO 8:45 AM

PEAK HOUR PED CROSSING VOLUMES



5-MINUTE COUNT PERIOD BEGINNING AT	<i>H St--</i> (Southbound)			<i>E 39th St--</i> (Westbound)			<i>H St--</i> (Northbound)			<i>E 39th St--</i> (Eastbound)			Crosswalk Usage (Peds By Approach)				TOTAL	
	Right	Thru	Left	Right	Thru	Left	Right	Thru	Left	Right	Thru	Left	North	East	South	West	Veh	Peds
7:00 AM	0	0	0	0	3	1	0	0	0	0	1	0	0	0	0	0	5	0
7:05 AM	0	0	0	0	0	0	1	0	0	0	3	0	0	0	0	0	4	0
7:10 AM	0	0	0	0	3	0	1	0	0	0	3	0	0	0	0	0	7	0
7:15 AM	0	0	0	0	1	0	0	0	0	0	1	0	0	0	0	0	2	0
7:20 AM	0	0	0	0	4	0	0	0	0	0	3	0	0	0	0	0	7	0
7:25 AM	0	0	0	0	1	0	0	0	0	0	2	0	0	0	0	0	3	0
7:30 AM	0	0	0	2	1	0	0	0	0	0	2	0	0	0	0	0	5	0
7:35 AM	0	0	0	0	1	0	0	0	0	0	3	0	0	0	0	0	4	0
7:40 AM	0	0	0	0	1	0	0	0	0	0	4	0	0	0	0	0	5	0
7:45 AM	0	0	0	0	0	0	0	0	0	0	2	0	0	0	0	0	2	0
7:50 AM	0	0	0	0	1	0	0	0	0	0	2	0	0	0	0	0	3	0
7:55 AM	0	0	0	0	1	0	0	0	0	0	1	0	0	0	0	0	2	0
8:00 AM	0	0	0	1	0	0	0	0	0	0	2	0	0	0	0	0	3	0
8:05 AM	0	0	1	0	3	0	0	0	0	0	3	0	0	0	0	0	7	0
8:10 AM	0	0	0	0	0	0	0	0	0	0	2	1	0	0	0	0	3	0
8:15 AM	0	0	0	0	3	0	0	0	0	0	0	0	0	0	0	0	3	0
8:20 AM	0	0	0	0	3	0	0	0	0	0	1	0	0	0	0	0	4	0
8:25 AM	0	0	0	0	1	0	0	0	0	0	2	0	0	0	0	0	3	0
8:30 AM	0	0	0	0	2	0	0	0	0	0	3	0	0	0	0	0	5	0
8:35 AM	0	0	1	3	4	0	0	0	0	0	2	0	0	0	0	0	10	0
8:40 AM	1	0	2	1	5	0	0	1	0	0	2	0	0	0	0	0	12	0
8:45 AM	0	0	3	1	2	0	0	0	0	0	3	0	0	0	0	0	9	0
8:50 AM	0	0	1	0	1	0	0	0	0	0	5	0	0	0	0	0	7	0
8:55 AM	0	0	2	0	1	0	0	0	0	0	4	0	0	0	0	0	7	0
HOURLY TOTALS	Southbound			Westbound			Northbound			Eastbound			Pedestrians By Approach				TOTAL	
	Right	Thru	Left	Right	Thru	Left	Right	Thru	Left	Right	Thru	Left	West	East	North	South	Veh	Peds
7:00 AM	0	0	0	2	17	1	2	0	0	0	27	0	0	0	0	0	49	0
7:15 AM	0	0	1	3	14	0	0	0	0	0	27	1	0	0	0	0	46	0
7:30 AM	0	0	1	3	15	0	0	0	0	0	24	1	0	0	0	0	44	0
7:45 AM	1	0	4	5	23	0	0	1	0	0	22	1	0	0	0	0	57	0
8:00 AM	1	0	10	6	25	0	0	1	0	0	29	1	0	0	0	0	73	0

INTERSECTION: *Main St--/E 40th St--*
 PROJECT ID#:
 QC JOB #: 10256601

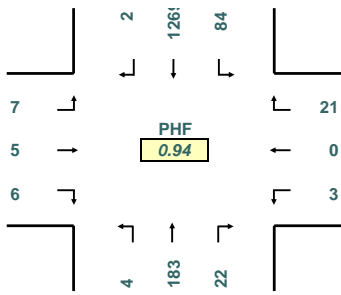
START TIME: 7:00 AM
 END TIME: 9:00 AM
 DATE: 5/31/2007



16285 SW 85th Avenue, Ste. 302
 Tigard, OR 97224
 Phone: 503-620-4242
 Fax: 503 620-4545

www.qualitycounts.net

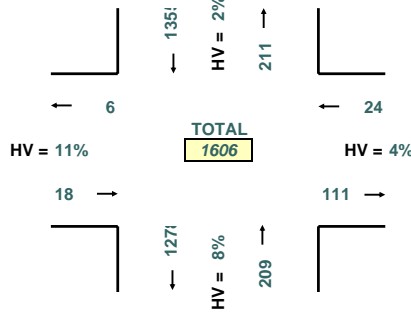
PEAK HOUR TURNING MOVEMENTS



PHF
0.94

PEAK HOUR: 7:15 AM TO 8:15 AM

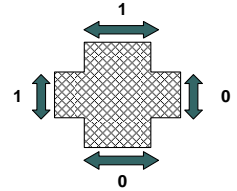
PEAK HOUR LINK VOLUMES



TOTAL
1606

PEAK 15 MINUTES: 8:00 AM TO 8:15 AM

PEAK HOUR PED CROSSING VOLUMES



5-MINUTE COUNT PERIOD BEGINNING AT	Main St-- (Southbound)			E 40th St-- (Westbound)			Main St-- (Northbound)			E 40th St-- (Eastbound)			Crosswalk Usage (Peds By Approach)				TOTAL	
	Right	Thru	Left	Right	Thru	Left	Right	Thru	Left	Right	Thru	Left	North	East	South	West	Veh	Peds
7:00 AM	0	88	2	0	0	0	0	24	0	2	0	2	0	0	0	1	118	1
7:05 AM	0	93	1	3	0	0	0	17	2	1	0	4	1	0	0	0	121	1
7:10 AM	0	70	3	0	0	0	0	13	1	0	0	2	0	0	0	0	89	0
7:15 AM	0	87	2	1	0	0	0	13	0	1	0	2	0	0	0	0	106	0
7:20 AM	0	103	3	0	0	0	0	12	0	0	0	0	0	0	0	0	118	0
7:25 AM	0	108	5	4	0	0	1	15	0	2	0	1	0	0	0	1	136	1
7:30 AM	0	112	2	1	0	0	2	10	0	0	0	1	0	0	0	0	128	0
7:35 AM	0	95	10	2	0	0	1	10	0	1	0	1	0	0	0	0	120	0
7:40 AM	0	148	10	1	0	0	0	16	2	0	0	0	1	0	0	0	177	1
7:45 AM	0	119	5	3	0	0	1	21	0	1	0	0	0	0	0	0	150	0
7:50 AM	1	87	15	1	0	0	4	12	0	0	0	1	0	0	0	0	121	0
7:55 AM	0	96	5	2	0	0	4	15	0	0	2	1	0	0	0	0	125	0
8:00 AM	0	119	11	3	0	1	7	21	2	0	2	0	0	0	0	0	166	0
8:05 AM	1	91	8	2	0	1	1	19	0	0	0	0	0	0	0	0	123	0
8:10 AM	0	104	8	1	0	1	1	19	0	1	1	0	0	0	0	0	136	0
8:15 AM	0	69	6	1	0	1	4	21	1	0	1	0	0	0	0	0	104	0
8:20 AM	0	38	5	2	0	1	2	22	0	2	0	1	0	0	0	0	73	0
8:25 AM	0	45	5	2	0	2	3	17	0	1	0	1	0	0	0	0	76	0
8:30 AM	0	30	2	1	0	2	4	19	1	1	0	0	0	0	0	0	60	0
8:35 AM	0	36	4	2	0	2	3	29	0	1	1	0	0	0	0	0	78	0
8:40 AM	0	35	9	1	0	1	2	22	2	1	0	0	0	0	0	0	73	0
8:45 AM	0	39	9	2	0	4	5	23	0	1	2	0	0	0	0	0	85	0
8:50 AM	0	43	14	8	1	1	5	33	0	0	1	0	0	0	0	0	106	0
8:55 AM	0	39	17	6	0	2	5	22	1	0	0	0	0	0	0	0	92	0
HOURLY TOTALS	Southbound			Westbound			Northbound			Eastbound			Pedestrians By Approach				TOTAL	
	Right	Thru	Left	Right	Thru	Left	Right	Thru	Left	Right	Thru	Left	North	East	South	West	Veh	Peds
7:00 AM	1	1206	63	18	0	0	13	178	5	8	2	15	2	0	0	2	1509	4
7:15 AM	2	1269	84	21	0	3	22	183	4	6	5	7	1	0	0	1	1606	2
7:30 AM	2	1123	90	21	0	7	30	203	5	6	6	6	1	0	0	0	1499	1
7:45 AM	2	869	83	21	0	12	36	237	6	8	7	4	0	0	0	0	1285	0
8:00 AM	1	688	98	31	1	19	42	267	7	8	8	2	0	0	0	0	1172	0

INTERSECTION: *Main St--/E 40th St--*
 PROJECT ID#:
 QC JOB #: 10256601

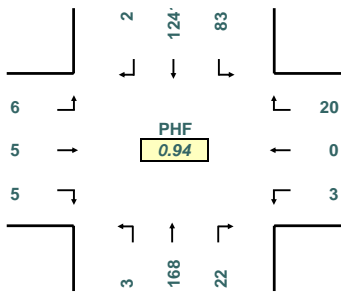
START TIME: 7:00 AM
 END TIME: 9:00 AM
 DATE: 5/31/2007



16285 SW 85th Avenue, Ste. 302
 Tigard, OR 97224
 Phone: 503-620-4242
 Fax: 503 620-4545

www.qualitycounts.net

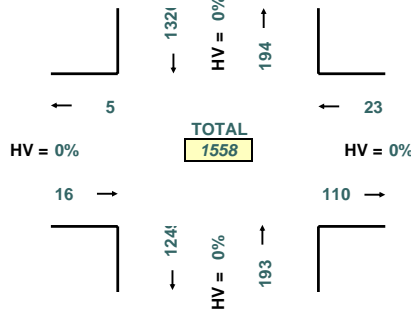
PEAK HOUR TURNING MOVEMENTS



PHF
0.94

PEAK HOUR: 7:15 AM TO 8:15 AM

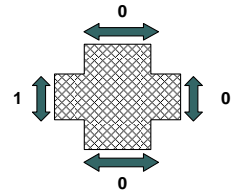
PEAK HOUR LINK VOLUMES



TOTAL
1558

PEAK 15 MINUTES: 7:30 AM TO 7:45 AM

PEAK HOUR PED CROSSING VOLUMES



5-MINUTE COUNT PERIOD BEGINNING AT	Main St-- (Southbound)			E 40th St-- (Westbound)			Main St-- (Northbound)			E 40th St-- (Eastbound)			Crosswalk Usage (Peds By Approach)				TOTAL	
	Right	Thru	Left	Right	Thru	Left	Right	Thru	Left	Right	Thru	Left	North	East	South	West	Veh	Peds
7:00 AM	0	86	2	0	0	0	0	24	0	1	0	1	0	0	0	0	114	0
7:05 AM	0	88	1	3	0	0	0	17	2	1	0	3	1	0	0	0	115	1
7:10 AM	0	69	3	0	0	0	0	13	1	0	0	2	0	0	0	0	88	0
7:15 AM	0	86	2	1	0	0	0	12	0	1	0	2	0	0	0	0	104	0
7:20 AM	0	101	3	0	0	0	0	10	0	0	0	0	0	0	0	0	114	0
7:25 AM	0	105	5	3	0	0	1	12	0	2	0	1	0	0	0	1	129	1
7:30 AM	0	109	2	1	0	0	2	10	0	0	0	1	0	0	0	0	125	0
7:35 AM	0	94	10	2	0	0	1	9	0	0	0	1	0	0	0	0	117	0
7:40 AM	0	144	10	1	0	0	0	14	2	0	0	0	0	0	0	0	171	0
7:45 AM	0	117	5	3	0	0	1	21	0	1	0	0	0	0	0	0	148	0
7:50 AM	1	87	15	1	0	0	4	11	0	0	0	1	0	0	0	0	120	0
7:55 AM	0	94	4	2	0	0	4	13	0	0	2	0	0	0	0	0	119	0
8:00 AM	0	112	11	3	0	1	7	19	1	0	2	0	0	0	0	0	156	0
8:05 AM	1	90	8	2	0	1	1	18	0	0	0	0	0	0	0	0	121	0
8:10 AM	0	102	8	1	0	1	1	19	0	1	1	0	0	0	0	0	134	0
8:15 AM	0	69	6	1	0	1	4	21	0	0	1	0	0	0	0	0	103	0
8:20 AM	0	37	5	2	0	1	2	21	0	2	0	0	0	0	0	0	70	0
8:25 AM	0	43	5	2	0	2	3	17	0	1	0	1	0	0	0	0	74	0
8:30 AM	0	29	2	1	0	2	4	17	1	1	0	0	0	0	0	0	57	0
8:35 AM	0	31	3	1	0	2	0	26	0	1	1	0	0	0	0	0	65	0
8:40 AM	0	35	7	0	0	1	1	21	2	1	0	0	0	0	0	0	68	0
8:45 AM	0	36	9	1	0	4	3	22	0	1	2	0	0	0	0	0	78	0
8:50 AM	0	42	14	7	1	1	5	30	0	0	0	0	0	0	0	0	100	0
8:55 AM	0	37	16	6	0	1	5	21	1	0	0	0	0	0	0	0	87	0
HOURLY TOTALS	Southbound			Westbound			Northbound			Eastbound			Pedestrians By Approach				TOTAL	
	Right	Thru	Left	Right	Thru	Left	Right	Thru	Left	Right	Thru	Left	North	East	South	West	Veh	Peds
7:00 AM	1	1180	62	17	0	0	13	166	5	6	2	12	1	0	0	1	1464	2
7:15 AM	2	1241	83	20	0	3	22	168	3	5	5	6	0	0	0	1	1558	1
7:30 AM	2	1098	89	21	0	7	30	193	3	5	6	4	0	0	0	0	1458	0
7:45 AM	2	846	79	19	0	12	32	224	4	8	7	2	0	0	0	0	1235	0
8:00 AM	1	663	94	27	1	18	36	252	5	8	7	1	0	0	0	0	1113	0

INTERSECTION: *Main St--/E 40th St--*
 PROJECT ID#:
 QC JOB #: 10256601

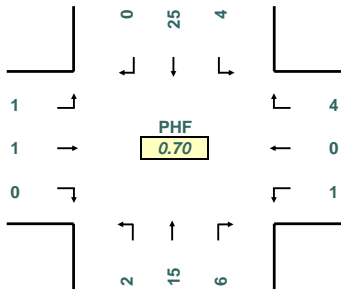
START TIME: 7:00 AM
 END TIME: 9:00 AM
 DATE: 5/31/2007



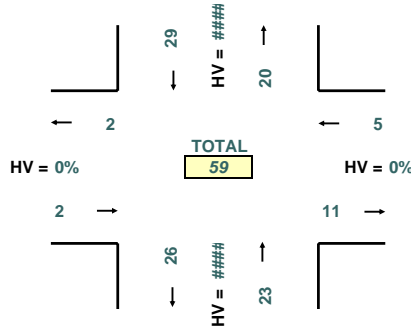
16285 SW 85th Avenue, Ste. 302
 Tigard, OR 97224
 Phone: 503-620-4242
 Fax: 503 620-4545

www.qualitycounts.net

PEAK HOUR TURNING MOVEMENTS



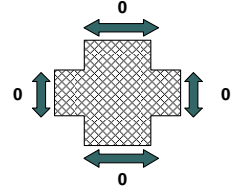
PEAK HOUR LINK VOLUMES



PEAK HOUR: 8:00 AM TO 9:00 AM

PEAK 15 MINUTES: 8:30 AM TO 8:45 AM

PEAK HOUR PED CROSSING VOLUMES



5-MINUTE COUNT PERIOD BEGINNING AT	Main St-- (Southbound)			E 40th St-- (Westbound)			Main St-- (Northbound)			E 40th St-- (Eastbound)			Crosswalk Usage (Peds By Approach)				TOTAL	
	Right	Thru	Left	Right	Thru	Left	Right	Thru	Left	Right	Thru	Left	North	East	South	West	Veh	Peds
7:00 AM	0	2	0	0	0	0	0	0	0	1	0	1	0	0	0	0	4	0
7:05 AM	0	5	0	0	0	0	0	0	0	0	1	0	0	0	0	0	6	0
7:10 AM	0	1	0	0	0	0	0	0	0	0	0	0	0	0	0	0	1	0
7:15 AM	0	1	0	0	0	0	0	0	1	0	0	0	0	0	0	0	2	0
7:20 AM	0	2	0	0	0	0	0	2	0	0	0	0	0	0	0	0	4	0
7:25 AM	0	3	0	1	0	0	0	3	0	0	0	0	0	0	0	0	7	0
7:30 AM	0	3	0	0	0	0	0	0	0	0	0	0	0	0	0	0	3	0
7:35 AM	0	1	0	0	0	0	0	1	0	0	1	0	0	0	0	0	3	0
7:40 AM	0	4	0	0	0	0	0	2	0	0	0	0	0	0	0	0	6	0
7:45 AM	0	2	0	0	0	0	0	0	0	0	0	0	0	0	0	0	2	0
7:50 AM	0	0	0	0	0	0	0	1	0	0	0	0	0	0	0	0	1	0
7:55 AM	0	2	1	0	0	0	0	2	0	0	1	0	0	0	0	0	6	0
8:00 AM	0	7	0	0	0	0	0	2	1	0	0	0	0	0	0	0	10	0
8:05 AM	0	1	0	0	0	0	0	1	0	0	0	0	0	0	0	0	2	0
8:10 AM	0	2	0	0	0	0	0	0	0	0	0	0	0	0	0	0	2	0
8:15 AM	0	0	0	0	0	0	0	0	1	0	0	0	0	0	0	0	1	0
8:20 AM	0	1	0	0	0	0	0	1	0	0	0	1	0	0	0	0	3	0
8:25 AM	0	2	0	0	0	0	0	0	0	0	0	0	0	0	0	0	2	0
8:30 AM	0	1	0	0	0	0	0	2	0	0	0	0	0	0	0	0	3	0
8:35 AM	0	5	1	1	0	0	3	3	0	0	0	0	0	0	0	0	13	0
8:40 AM	0	0	2	1	0	0	1	1	0	0	0	0	0	0	0	0	5	0
8:45 AM	0	3	0	1	0	0	2	1	0	0	0	0	0	0	0	0	7	0
8:50 AM	0	1	0	1	0	0	0	3	0	0	1	0	0	0	0	0	6	0
8:55 AM	0	2	1	0	0	1	0	1	0	0	0	0	0	0	0	0	5	0
HOURLY TOTALS	Southbound			Westbound			Northbound			Eastbound			Pedestrians By Approach				TOTAL	
7:00 AM	0	26	1	1	0	0	0	12	0	2	0	3	0	0	0	0	45	0
7:15 AM	0	28	1	1	0	0	0	15	1	1	0	1	0	0	0	0	48	0
7:30 AM	0	25	1	0	0	0	0	10	2	1	0	2	0	0	0	0	41	0
7:45 AM	0	23	4	2	0	0	4	13	2	0	0	2	0	0	0	0	50	0
8:00 AM	0	25	4	4	0	1	6	15	2	0	1	1	0	0	0	0	59	0

INTERSECTION: *Esther St--W 6th St--*
 PROJECT ID#:
 QC JOB #: 10247033

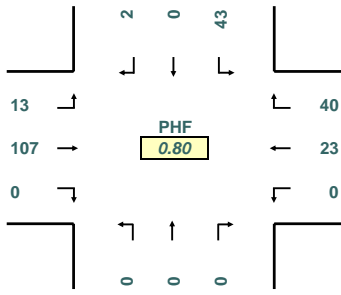
START TIME: 4:00 PM
 END TIME: 6:00 PM
 DATE: 4/10/2007



16285 SW 85th Avenue, Ste. 302
 Tigard, OR 97224
 Phone: 503-620-4242
 Fax: 503 620-4545

www.qualitycounts.net

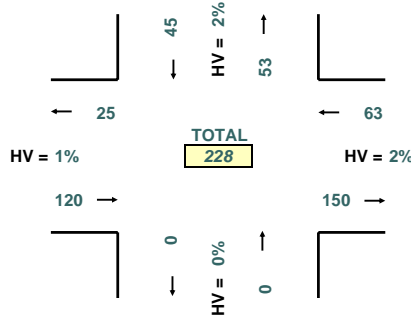
PEAK HOUR TURNING MOVEMENTS



PHF
0.80

PEAK HOUR: 4:30 PM TO 5:30 PM

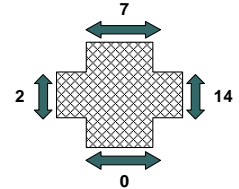
PEAK HOUR LINK VOLUMES



TOTAL
228

PEAK 15 MINUTES: 5:00 PM TO 5:15 PM

PEAK HOUR PED CROSSING VOLUMES



5-MINUTE COUNT PERIOD BEGINNING AT	<i>Esther St-- (Southbound)</i>			<i>W 6th St-- (Westbound)</i>			<i>Esther St-- (Northbound)</i>			<i>W 6th St-- (Eastbound)</i>			Crosswalk Usage (Peds By Approach)				TOTAL	
	Right	Thru	Left	Right	Thru	Left	Right	Thru	Left	Right	Thru	Left	North	East	South	West	Veh	Peds
4:00 PM	0	0	1	6	1	0	0	0	0	0	15	4	0	0	0	0	27	0
4:05 PM	0	0	2	3	4	0	0	0	0	0	6	1	3	1	0	0	16	4
4:10 PM	3	0	1	3	2	0	0	0	0	0	1	0	1	3	0	0	10	4
4:15 PM	0	0	1	5	2	0	0	0	0	0	6	1	3	1	0	0	15	4
4:20 PM	0	0	3	2	6	0	0	0	0	0	8	0	1	3	0	0	19	4
4:25 PM	0	0	3	2	2	0	0	0	0	0	10	0	1	1	0	0	17	2
4:30 PM	0	0	3	4	2	0	0	0	0	0	8	0	1	2	0	0	17	3
4:35 PM	0	0	3	4	3	0	0	0	0	0	12	2	1	1	0	0	24	2
4:40 PM	0	0	4	2	0	0	0	0	0	0	8	1	1	0	0	0	15	1
4:45 PM	0	0	4	4	3	0	0	0	0	0	6	0	1	0	0	0	17	1
4:50 PM	0	0	4	3	4	0	0	0	0	0	10	1	1	1	0	2	22	4
4:55 PM	0	0	2	2	0	0	0	0	0	0	6	0	0	1	0	0	10	1
5:00 PM	0	0	6	3	1	0	0	0	0	0	10	3	1	0	0	0	23	1
5:05 PM	1	0	5	5	1	0	0	0	0	0	8	4	0	3	0	0	24	3
5:10 PM	1	0	6	2	3	0	0	0	0	0	11	1	0	0	0	0	24	0
5:15 PM	0	0	4	7	3	0	0	0	0	0	18	1	0	4	0	0	33	4
5:20 PM	0	0	0	1	1	0	0	0	0	0	9	0	1	0	0	0	11	1
5:25 PM	0	0	2	3	2	0	0	0	0	0	1	0	0	2	0	0	8	2
5:30 PM	0	0	4	2	1	0	0	0	0	0	5	1	0	1	0	0	13	1
5:35 PM	0	0	4	3	1	0	0	0	0	0	7	0	0	1	0	0	15	1
5:40 PM	0	0	2	0	1	0	0	0	0	0	7	0	1	1	0	0	10	2
5:45 PM	0	0	4	1	1	0	0	0	0	0	3	0	0	2	0	0	9	2
5:50 PM	1	0	1	1	2	0	0	0	0	0	5	1	0	3	0	0	11	3
5:55 PM	0	0	2	3	1	0	0	0	0	0	1	0	2	0	0	1	7	3
HOURLY TOTALS	Southbound			Westbound			Northbound			Eastbound			Pedestrians By Approach				TOTAL	
4:00 PM	3	0	31	40	29	0	0	0	0	0	96	10	14	14	0	2	209	30
4:15 PM	2	0	44	38	27	0	0	0	0	0	103	13	11	13	0	2	227	26
4:30 PM	2	0	43	40	23	0	0	0	0	0	107	13	7	14	0	2	228	23
4:45 PM	2	0	43	35	21	0	0	0	0	0	98	11	5	14	0	2	210	21
5:00 PM	3	0	40	31	18	0	0	0	0	0	85	11	5	17	0	1	188	23

INTERSECTION: *Esther St--W 6th St--*
 PROJECT ID#:
 QC JOB #: 10247033

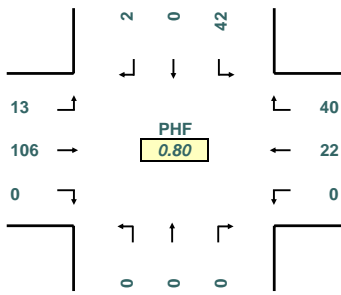
START TIME: 4:00 PM
 END TIME: 6:00 PM
 DATE: 4/10/2007



16285 SW 85th Avenue, Ste. 302
 Tigard, OR 97224
 Phone: 503-620-4242
 Fax: 503 620-4545

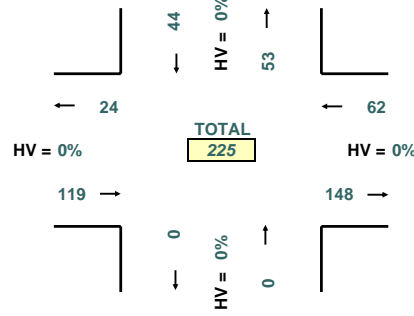
www.qualitycounts.net

PEAK HOUR TURNING MOVEMENTS



PHF
0.80

PEAK HOUR LINK VOLUMES

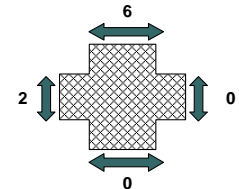


TOTAL
225

PEAK HOUR: 4:30 PM TO 5:30 PM

PEAK 15 MINUTES: 5:00 PM TO 5:15 PM

PEAK HOUR PED CROSSING VOLUMES



5-MINUTE COUNT PERIOD BEGINNING AT	<i>Esther St--</i> (Southbound)			<i>W 6th St--</i> (Westbound)			<i>Esther St--</i> (Northbound)			<i>W 6th St--</i> (Eastbound)			Crosswalk Usage (Peds By Approach)				TOTAL	
	Right	Thru	Left	Right	Thru	Left	Right	Thru	Left	Right	Thru	Left	North	East	South	West	Veh	Peds
4:00 PM	0	0	1	6	1	0	0	0	0	0	14	4	0	0	0	0	26	0
4:05 PM	0	0	2	3	4	0	0	0	0	0	6	1	3	0	0	0	16	3
4:10 PM	3	0	1	3	2	0	0	0	0	0	1	0	1	0	0	0	10	1
4:15 PM	0	0	1	5	2	0	0	0	0	0	6	1	3	0	0	0	15	3
4:20 PM	0	0	3	2	5	0	0	0	0	0	8	0	1	0	0	0	18	1
4:25 PM	0	0	3	2	2	0	0	0	0	0	10	0	1	0	0	0	17	1
4:30 PM	0	0	3	4	2	0	0	0	0	0	8	0	1	0	0	0	17	1
4:35 PM	0	0	2	4	3	0	0	0	0	0	12	2	1	0	0	0	23	1
4:40 PM	0	0	4	2	0	0	0	0	0	0	8	1	1	0	0	0	15	1
4:45 PM	0	0	4	4	3	0	0	0	0	0	6	0	1	0	0	0	17	1
4:50 PM	0	0	4	3	4	0	0	0	0	0	10	1	1	0	0	2	22	3
4:55 PM	0	0	2	2	0	0	0	0	0	0	6	0	0	0	0	0	10	0
5:00 PM	0	0	6	3	1	0	0	0	0	0	9	3	0	0	0	0	22	0
5:05 PM	1	0	5	5	1	0	0	0	0	0	8	4	0	0	0	0	24	0
5:10 PM	1	0	6	2	3	0	0	0	0	0	11	1	0	0	0	0	24	0
5:15 PM	0	0	4	7	2	0	0	0	0	0	18	1	0	0	0	0	32	0
5:20 PM	0	0	0	1	1	0	0	0	0	0	9	0	1	0	0	0	11	1
5:25 PM	0	0	2	3	2	0	0	0	0	0	1	0	0	0	0	0	8	0
5:30 PM	0	0	4	2	1	0	0	0	0	0	5	1	0	0	0	0	13	0
5:35 PM	0	0	4	3	1	0	0	0	0	0	7	0	0	0	0	0	15	0
5:40 PM	0	0	2	0	1	0	0	0	0	0	7	0	1	0	0	0	10	1
5:45 PM	0	0	4	1	1	0	0	0	0	0	3	0	0	0	0	0	9	0
5:50 PM	1	0	1	1	2	0	0	0	0	0	5	1	0	0	0	0	11	0
5:55 PM	0	0	2	3	1	0	0	0	0	0	1	0	2	0	0	1	7	3
HOURLY TOTALS	Southbound			Westbound			Northbound			Eastbound			Pedestrians By Approach				TOTAL	
4:00 PM	3	0	30	40	28	0	0	0	0	0	95	10	14	0	0	2	206	16
4:15 PM	2	0	43	38	26	0	0	0	0	0	102	13	10	0	0	2	224	12
4:30 PM	2	0	42	40	22	0	0	0	0	0	106	13	6	0	0	2	225	8
4:45 PM	2	0	43	35	20	0	0	0	0	0	97	11	4	0	0	2	208	6
5:00 PM	3	0	40	31	17	0	0	0	0	0	84	11	4	0	0	1	186	5

INTERSECTION: *Esther St--W 6th St--*
 PROJECT ID#:
 QC JOB #: 10247033

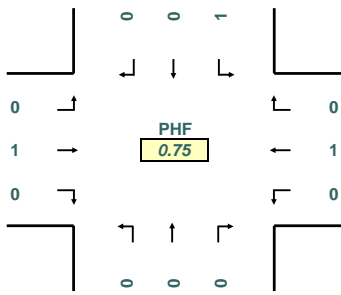
START TIME: 4:00 PM
 END TIME: 6:00 PM
 DATE: 4/10/2007



16285 SW 85th Avenue, Ste. 302
 Tigard, OR 97224
 Phone: 503-620-4242
 Fax: 503 620-4545

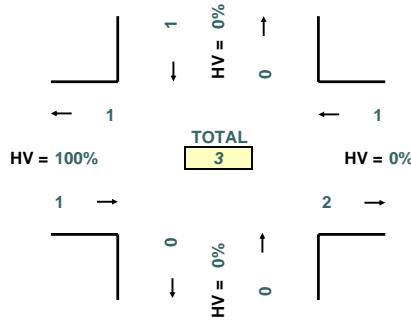
www.qualitycounts.net

PEAK HOUR TURNING MOVEMENTS



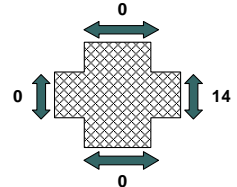
PEAK HOUR: 4:00 PM TO 5:00 PM

PEAK HOUR LINK VOLUMES



PEAK 15 MINUTES: 5:15 PM TO 5:30 PM

PEAK HOUR PED CROSSING VOLUMES



5-MINUTE COUNT PERIOD BEGINNING AT	<i>Esther St-- (Southbound)</i>			<i>W 6th St-- (Westbound)</i>			<i>Esther St-- (Northbound)</i>			<i>W 6th St-- (Eastbound)</i>			Crosswalk Usage (Peds By Approach)				TOTAL	
	Right	Thru	Left	Right	Thru	Left	Right	Thru	Left	Right	Thru	Left	North	East	South	West	Veh	Peds
4:00 PM	0	0	0	0	0	0	0	0	0	0	1	0	0	0	0	1	0	
4:05 PM	0	0	0	0	0	0	0	0	0	0	0	0	0	1	0	0	1	
4:10 PM	0	0	0	0	0	0	0	0	0	0	0	0	0	3	0	0	3	
4:15 PM	0	0	0	0	0	0	0	0	0	0	0	0	0	1	0	0	1	
4:20 PM	0	0	0	0	1	0	0	0	0	0	0	0	0	3	0	0	3	
4:25 PM	0	0	0	0	0	0	0	0	0	0	0	0	0	1	0	0	1	
4:30 PM	0	0	0	0	0	0	0	0	0	0	0	0	0	2	0	0	2	
4:35 PM	0	0	1	0	0	0	0	0	0	0	0	0	0	1	0	0	1	
4:40 PM	0	0	0	0	0	0	0	0	0	0	0	0	0	0	0	0	0	
4:45 PM	0	0	0	0	0	0	0	0	0	0	0	0	0	0	0	0	0	
4:50 PM	0	0	0	0	0	0	0	0	0	0	0	0	0	1	0	0	1	
4:55 PM	0	0	0	0	0	0	0	0	0	0	0	0	0	1	0	0	1	
5:00 PM	0	0	0	0	0	0	0	0	0	1	0	1	0	0	0	1	1	
5:05 PM	0	0	0	0	0	0	0	0	0	0	0	0	3	0	0	0	3	
5:10 PM	0	0	0	0	0	0	0	0	0	0	0	0	0	0	0	0	0	
5:15 PM	0	0	0	0	1	0	0	0	0	0	0	0	4	0	0	1	4	
5:20 PM	0	0	0	0	0	0	0	0	0	0	0	0	0	0	0	0	0	
5:25 PM	0	0	0	0	0	0	0	0	0	0	0	0	2	0	0	0	2	
5:30 PM	0	0	0	0	0	0	0	0	0	0	0	0	1	0	0	0	1	
5:35 PM	0	0	0	0	0	0	0	0	0	0	0	0	1	0	0	0	1	
5:40 PM	0	0	0	0	0	0	0	0	0	0	0	0	1	0	0	0	1	
5:45 PM	0	0	0	0	0	0	0	0	0	0	0	0	2	0	0	0	2	
5:50 PM	0	0	0	0	0	0	0	0	0	0	0	0	3	0	0	0	3	
5:55 PM	0	0	0	0	0	0	0	0	0	0	0	0	0	0	0	0	0	
HOURLY TOTALS	Southbound			Westbound			Northbound			Eastbound			Pedestrians By Approach				TOTAL	
	Right	Thru	Left	Right	Thru	Left	Right	Thru	Left	Right	Thru	Left	North	East	South	West	Veh	Peds
4:00 PM	0	0	1	0	1	0	0	0	0	0	1	0	0	14	0	0	3	14
4:15 PM	0	0	1	0	1	0	0	0	0	0	1	0	1	13	0	0	3	14
4:30 PM	0	0	1	0	1	0	0	0	0	0	1	0	1	14	0	0	3	15
4:45 PM	0	0	0	0	1	0	0	0	0	0	1	0	1	14	0	0	2	15
5:00 PM	0	0	0	0	1	0	0	0	0	0	1	0	1	17	0	0	2	18

INTERSECTION: *Esther St--W 8th St--*
 PROJECT ID#:
 QC JOB #: 10247034

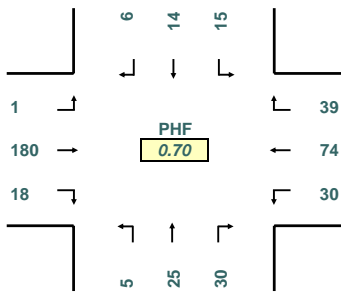
START TIME: 4:00 PM
 END TIME: 6:00 PM
 DATE: 4/10/2007



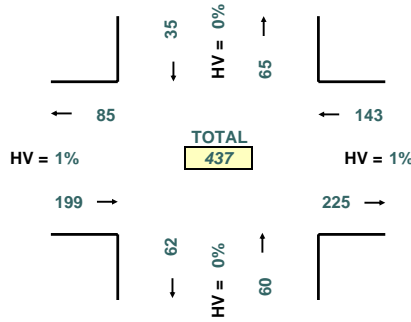
16285 SW 85th Avenue, Ste. 302
 Tigard, OR 97224
 Phone: 503-620-4242
 Fax: 503 620-4545

www.qualitycounts.net

PEAK HOUR TURNING MOVEMENTS



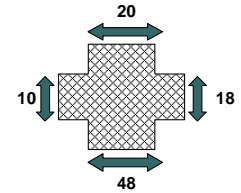
PEAK HOUR LINK VOLUMES



PEAK HOUR: 4:15 PM TO 5:15 PM

PEAK 15 MINUTES: 5:00 PM TO 5:15 PM

PEAK HOUR PED CROSSING VOLUMES



5-MINUTE COUNT PERIOD BEGINNING AT	<i>Esther St-- (Southbound)</i>			<i>W 8th St-- (Westbound)</i>			<i>Esther St-- (Northbound)</i>			<i>W 8th St-- (Eastbound)</i>			Crosswalk Usage (Peds By Approach)				TOTAL	
	Right	Thru	Left	Right	Thru	Left	Right	Thru	Left	Right	Thru	Left	North	East	South	West	Veh	Peds
4:00 PM	1	0	1	3	9	2	0	2	1	1	21	0	1	7	10	0	41	18
4:05 PM	1	0	1	1	5	2	4	5	0	1	15	0	0	2	4	0	35	6
4:10 PM	0	1	0	2	4	3	1	1	1	2	13	0	5	2	5	1	28	13
4:15 PM	0	1	0	2	8	1	3	1	1	0	10	0	2	1	2	1	27	6
4:20 PM	0	2	2	2	12	4	3	1	0	1	6	0	0	0	7	0	33	7
4:25 PM	0	0	1	4	8	3	2	3	0	3	13	0	0	2	1	0	37	3
4:30 PM	1	0	2	5	8	1	1	3	0	1	17	0	0	0	7	2	39	9
4:35 PM	0	1	0	2	5	3	0	0	0	0	18	0	4	2	5	2	29	13
4:40 PM	1	2	2	4	4	1	4	1	1	0	14	0	4	3	3	0	34	10
4:45 PM	0	1	0	2	7	4	1	2	0	1	8	0	2	5	6	2	26	15
4:50 PM	0	1	0	3	3	4	2	2	0	2	11	0	3	2	1	1	28	7
4:55 PM	0	1	0	0	4	4	2	2	0	1	14	0	0	0	1	0	28	1
5:00 PM	1	2	4	5	3	2	4	3	1	1	27	1	3	3	0	0	54	6
5:05 PM	2	1	3	5	4	1	7	5	2	4	27	0	0	0	10	2	61	12
5:10 PM	1	2	1	5	8	2	1	2	0	4	15	0	2	0	5	0	41	7
5:15 PM	2	2	0	6	3	0	1	3	3	4	8	1	3	0	6	1	33	10
5:20 PM	1	1	0	2	11	2	0	3	0	2	8	0	0	2	3	2	30	7
5:25 PM	1	0	1	2	3	3	1	2	2	0	12	0	1	1	3	3	27	8
5:30 PM	0	2	4	1	4	3	2	2	2	2	2	0	2	2	6	0	24	10
5:35 PM	0	0	1	2	6	3	2	1	0	0	12	0	3	0	1	0	27	4
5:40 PM	0	0	0	1	5	5	3	0	0	0	5	0	1	2	5	0	19	8
5:45 PM	0	0	0	1	1	5	0	1	1	1	2	0	3	1	2	3	12	9
5:50 PM	0	0	1	0	6	0	2	0	0	1	9	0	2	2	1	0	19	5
5:55 PM	0	3	0	3	5	0	0	1	0	0	6	0	2	0	3	0	18	5
HOURLY TOTALS	Southbound			Westbound			Northbound			Eastbound			Pedestrians By Approach				TOTAL	
4:00 PM	4	10	9	30	77	32	23	23	4	13	160	0	21	26	52	9	385	108
4:15 PM	6	14	15	39	74	30	30	25	5	18	180	1	20	18	48	10	437	96
4:30 PM	10	14	13	41	63	27	24	28	9	20	179	2	22	18	50	15	430	105
4:45 PM	8	13	14	34	61	33	26	27	10	21	149	2	20	17	47	11	398	95
5:00 PM	8	13	15	33	59	26	23	23	11	19	133	2	22	13	45	11	365	91

INTERSECTION: *Esther St--W 8th St--*
 PROJECT ID#:
 QC JOB #: 10247034

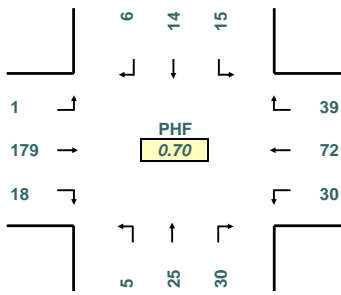
START TIME: 4:00 PM
 END TIME: 6:00 PM
 DATE: 4/10/2007



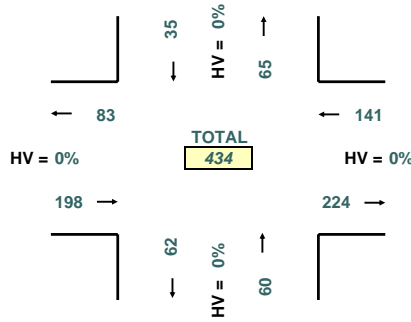
16285 SW 85th Avenue, Ste. 302
 Tigard, OR 97224
 Phone: 503-620-4242
 Fax: 503 620-4545

www.qualitycounts.net

PEAK HOUR TURNING MOVEMENTS



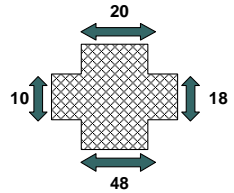
PEAK HOUR LINK VOLUMES



PEAK HOUR: 4:15 PM TO 5:15 PM

PEAK 15 MINUTES: 5:00 PM TO 5:15 PM

PEAK HOUR PED CROSSING VOLUMES



5-MINUTE COUNT PERIOD BEGINNING AT	<i>Esther St-- (Southbound)</i>			<i>W 8th St-- (Westbound)</i>			<i>Esther St-- (Northbound)</i>			<i>W 8th St-- (Eastbound)</i>			Crosswalk Usage (Peds By Approach)				TOTAL	
	Right	Thru	Left	Right	Thru	Left	Right	Thru	Left	Right	Thru	Left	North	East	South	West	Veh	Peds
4:00 PM	1	0	1	3	9	2	0	2	1	1	21	0	1	7	10	0	41	18
4:05 PM	1	0	1	1	5	2	4	5	0	1	15	0	0	2	4	0	35	6
4:10 PM	0	1	0	2	3	3	1	1	1	2	12	0	5	2	5	0	26	12
4:15 PM	0	1	0	2	8	1	3	1	1	0	10	0	2	1	2	1	27	6
4:20 PM	0	2	2	2	11	4	3	1	0	1	6	0	0	0	7	0	32	7
4:25 PM	0	0	1	4	8	3	2	3	0	3	13	0	0	2	1	0	37	3
4:30 PM	1	0	2	5	8	1	1	3	0	1	17	0	0	0	7	2	39	9
4:35 PM	0	1	0	2	5	3	0	0	0	0	18	0	4	2	5	2	29	13
4:40 PM	1	2	2	4	4	1	4	1	1	0	14	0	4	3	3	0	34	10
4:45 PM	0	1	0	2	7	4	1	2	0	1	8	0	2	5	6	2	26	15
4:50 PM	0	1	0	3	3	4	2	2	0	2	11	0	3	2	1	1	28	7
4:55 PM	0	1	0	0	4	4	2	2	0	1	13	0	0	0	1	0	27	1
5:00 PM	1	2	4	5	2	2	4	3	1	1	27	1	3	3	0	0	53	6
5:05 PM	2	1	3	5	4	1	7	5	2	4	27	0	0	0	10	2	61	12
5:10 PM	1	2	1	5	8	2	1	2	0	4	15	0	2	0	5	0	41	7
5:15 PM	2	2	0	6	3	0	1	3	3	4	8	1	3	0	6	1	33	10
5:20 PM	1	1	0	2	10	2	0	3	0	2	8	0	0	2	3	2	29	7
5:25 PM	1	0	1	2	3	3	1	2	2	0	12	0	1	1	3	3	27	8
5:30 PM	0	2	4	1	4	3	2	2	2	2	2	0	2	2	6	0	24	10
5:35 PM	0	0	1	2	6	3	2	1	0	0	12	0	3	0	1	0	27	4
5:40 PM	0	0	0	1	4	5	3	0	0	0	5	0	1	2	5	0	18	8
5:45 PM	0	0	0	1	1	5	0	1	1	1	2	0	3	1	2	3	12	9
5:50 PM	0	0	1	0	6	0	2	0	0	1	9	0	2	2	1	0	19	5
5:55 PM	0	3	0	3	5	0	0	1	0	0	6	0	2	0	3	0	18	5
HOURLY TOTALS	Southbound			Westbound			Northbound			Eastbound			Pedestrians By Approach				TOTAL	
4:00 PM	4	10	9	30	75	32	23	23	4	13	158	0	21	26	52	8	381	107
4:15 PM	6	14	15	39	72	30	30	25	5	18	179	1	20	18	48	10	434	96
4:30 PM	10	14	13	41	61	27	24	28	9	20	178	2	22	18	50	15	427	105
4:45 PM	8	13	14	34	58	33	26	27	10	21	148	2	20	17	47	11	394	95
5:00 PM	8	13	15	33	56	26	23	23	11	19	133	2	22	13	45	11	362	91

INTERSECTION: *Esther St--W 8th St--*
 PROJECT ID#:
 QC JOB #: 10247034

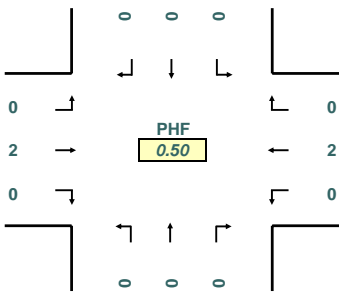
START TIME: 4:00 PM
 END TIME: 6:00 PM
 DATE: 4/10/2007



16285 SW 85th Avenue, Ste. 302
 Tigard, OR 97224
 Phone: 503-620-4242
 Fax: 503 620-4545

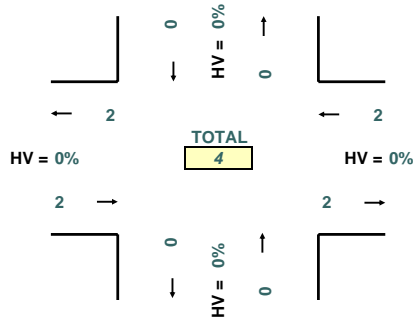
www.qualitycounts.net

PEAK HOUR TURNING MOVEMENTS



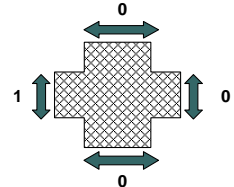
PEAK HOUR: 4:00 PM TO 5:00 PM

PEAK HOUR LINK VOLUMES



PEAK 15 MINUTES: 4:00 PM TO 4:15 PM

PEAK HOUR PED CROSSING VOLUMES



5-MINUTE COUNT PERIOD BEGINNING AT	<i>Esther St-- (Southbound)</i>			<i>W 8th St-- (Westbound)</i>			<i>Esther St-- (Northbound)</i>			<i>W 8th St-- (Eastbound)</i>			Crosswalk Usage (Peds By Approach)				TOTAL	
	Right	Thru	Left	Right	Thru	Left	Right	Thru	Left	Right	Thru	Left	North	East	South	West	Veh	Peds
4:00 PM	0	0	0	0	0	0	0	0	0	0	0	0	0	0	0	0	0	0
4:05 PM	0	0	0	0	0	0	0	0	0	0	0	0	0	0	0	0	0	0
4:10 PM	0	0	0	0	1	0	0	0	0	0	1	0	0	0	0	1	2	1
4:15 PM	0	0	0	0	0	0	0	0	0	0	0	0	0	0	0	0	0	0
4:20 PM	0	0	0	0	1	0	0	0	0	0	0	0	0	0	0	0	1	0
4:25 PM	0	0	0	0	0	0	0	0	0	0	0	0	0	0	0	0	0	0
4:30 PM	0	0	0	0	0	0	0	0	0	0	0	0	0	0	0	0	0	0
4:35 PM	0	0	0	0	0	0	0	0	0	0	0	0	0	0	0	0	0	0
4:40 PM	0	0	0	0	0	0	0	0	0	0	0	0	0	0	0	0	0	0
4:45 PM	0	0	0	0	0	0	0	0	0	0	0	0	0	0	0	0	0	0
4:50 PM	0	0	0	0	0	0	0	0	0	0	0	0	0	0	0	0	0	0
4:55 PM	0	0	0	0	0	0	0	0	0	1	0	0	0	0	0	0	1	0
5:00 PM	0	0	0	0	1	0	0	0	0	0	0	0	0	0	0	0	1	0
5:05 PM	0	0	0	0	0	0	0	0	0	0	0	0	0	0	0	0	0	0
5:10 PM	0	0	0	0	0	0	0	0	0	0	0	0	0	0	0	0	0	0
5:15 PM	0	0	0	0	0	0	0	0	0	0	0	0	0	0	0	0	0	0
5:20 PM	0	0	0	0	1	0	0	0	0	0	0	0	0	0	0	0	1	0
5:25 PM	0	0	0	0	0	0	0	0	0	0	0	0	0	0	0	0	0	0
5:30 PM	0	0	0	0	0	0	0	0	0	0	0	0	0	0	0	0	0	0
5:35 PM	0	0	0	0	0	0	0	0	0	0	0	0	0	0	0	0	0	0
5:40 PM	0	0	0	0	1	0	0	0	0	0	0	0	0	0	0	0	1	0
5:45 PM	0	0	0	0	0	0	0	0	0	0	0	0	0	0	0	0	0	0
5:50 PM	0	0	0	0	0	0	0	0	0	0	0	0	0	0	0	0	0	0
5:55 PM	0	0	0	0	0	0	0	0	0	0	0	0	0	0	0	0	0	0
HOURLY TOTALS	Southbound			Westbound			Northbound			Eastbound			Pedestrians By Approach				TOTAL	
	Right	Thru	Left	Right	Thru	Left	Right	Thru	Left	Right	Thru	Left	North	East	South	West	Veh	Peds
4:00 PM	0	0	0	0	2	0	0	0	0	0	2	0	0	0	0	1	4	1
4:15 PM	0	0	0	0	2	0	0	0	0	0	1	0	0	0	0	0	3	0
4:30 PM	0	0	0	0	2	0	0	0	0	0	1	0	0	0	0	0	3	0
4:45 PM	0	0	0	0	3	0	0	0	0	0	1	0	0	0	0	0	4	0
5:00 PM	0	0	0	0	3	0	0	0	0	0	0	0	0	0	0	0	3	0

INTERSECTION: *Esther St--/Evergreen Pkwy--*
 PROJECT ID#:
 QC JOB #: 10247035

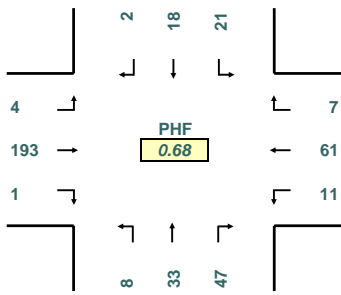
START TIME: 4:00 PM
 END TIME: 6:00 PM
 DATE: 4/10/2007



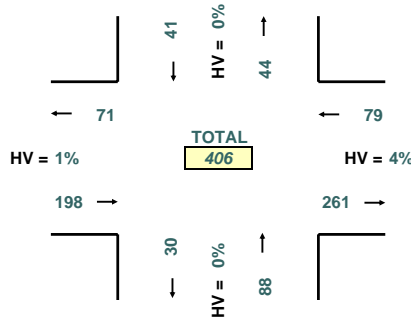
16285 SW 85th Avenue, Ste. 302
 Tigard, OR 97224
 Phone: 503-620-4242
 Fax: 503 620-4545

www.qualitycounts.net

PEAK HOUR TURNING MOVEMENTS



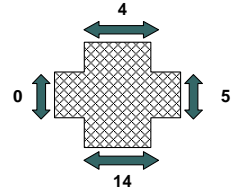
PEAK HOUR LINK VOLUMES



PEAK HOUR: 4:30 PM TO 5:30 PM

PEAK 15 MINUTES: 5:00 PM TO 5:15 PM

PEAK HOUR PED CROSSING VOLUMES



5-MINUTE COUNT PERIOD BEGINNING AT	<i>Esther St-- (Southbound)</i>			<i>Evergreen Pkwy-- (Westbound)</i>			<i>Esther St-- (Northbound)</i>			<i>Evergreen Pkwy-- (Eastbound)</i>			Crosswalk Usage (Peds By Approach)				TOTAL	
	Right	Thru	Left	Right	Thru	Left	Right	Thru	Left	Right	Thru	Left	North	East	South	West	Veh	Peds
4:00 PM	0	0	0	0	6	0	3	3	0	0	13	0	0	0	0	0	25	0
4:05 PM	0	0	5	1	3	0	5	3	1	0	12	0	0	0	1	0	30	1
4:10 PM	0	0	1	0	9	1	2	5	0	0	14	1	0	0	0	0	33	0
4:15 PM	0	0	1	0	5	0	4	1	0	0	9	0	1	1	0	0	20	2
4:20 PM	0	2	1	0	6	1	0	1	1	0	6	0	2	0	0	0	18	2
4:25 PM	1	1	0	0	8	0	0	4	1	0	8	0	0	0	0	0	23	0
4:30 PM	0	2	2	1	4	0	3	3	1	0	16	0	0	0	1	0	32	1
4:35 PM	0	1	0	1	8	0	6	0	0	0	19	0	0	0	1	0	35	1
4:40 PM	0	1	1	2	2	2	4	0	0	0	9	0	0	0	0	0	21	0
4:45 PM	0	1	0	0	2	0	4	3	0	0	12	0	0	2	4	0	22	6
4:50 PM	0	0	1	2	6	0	1	3	1	0	14	2	0	0	1	0	30	1
4:55 PM	0	1	1	0	4	1	4	1	1	0	10	0	0	2	0	0	23	2
5:00 PM	1	3	3	1	5	1	4	5	1	0	29	0	0	0	1	0	53	1
5:05 PM	1	3	4	0	7	1	5	4	0	1	30	1	0	0	2	0	57	2
5:10 PM	0	4	3	0	6	2	7	3	1	0	12	1	1	0	1	0	39	2
5:15 PM	0	1	2	0	7	1	2	7	1	0	13	0	1	0	0	0	34	1
5:20 PM	0	0	1	0	7	2	5	4	0	0	23	0	2	1	1	0	42	4
5:25 PM	0	1	3	0	3	1	2	0	2	0	6	0	0	0	2	0	18	2
5:30 PM	0	1	0	0	4	2	3	2	0	0	21	0	0	0	0	0	33	0
5:35 PM	0	0	1	0	4	1	0	0	0	0	5	0	0	0	0	0	11	0
5:40 PM	0	0	3	0	4	0	3	1	0	0	7	0	0	0	0	0	18	0
5:45 PM	0	0	0	1	4	0	2	1	0	0	3	0	0	0	0	0	11	0
5:50 PM	0	0	0	0	0	1	2	0	2	0	6	0	0	0	0	0	11	0
5:55 PM	0	1	1	1	4	0	2	2	1	0	5	0	0	0	0	0	17	0
HOURLY TOTALS	Southbound			Westbound			Northbound			Eastbound			Pedestrians By Approach				TOTAL	
4:00 PM	1	9	13	7	63	5	36	27	6	0	142	3	3	5	8	0	312	16
4:15 PM	3	19	17	7	63	8	42	28	7	1	174	4	4	5	11	0	373	20
4:30 PM	2	18	21	7	61	11	47	33	8	1	193	4	4	5	14	0	406	23
4:45 PM	2	15	22	3	59	12	40	33	7	1	182	4	4	5	12	0	380	21
5:00 PM	2	14	21	3	55	12	37	29	8	1	160	2	4	1	7	0	344	12

INTERSECTION: *Esther St--/Evergreen Pkwy--*
 PROJECT ID#:
 QC JOB #: 10247035

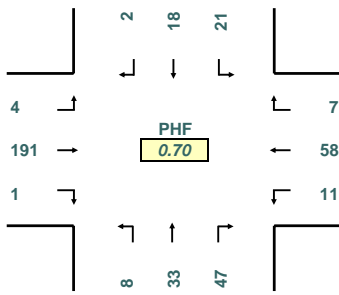
START TIME: 4:00 PM
 END TIME: 6:00 PM
 DATE: 4/10/2007



16285 SW 85th Avenue, Ste. 302
 Tigard, OR 97224
 Phone: 503-620-4242
 Fax: 503 620-4545

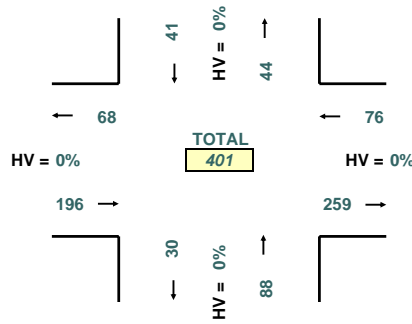
www.qualitycounts.net

PEAK HOUR TURNING MOVEMENTS



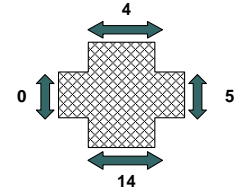
PEAK HOUR: 4:30 PM TO 5:30 PM

PEAK HOUR LINK VOLUMES



PEAK 15 MINUTES: 5:00 PM TO 5:15 PM

PEAK HOUR PED CROSSING VOLUMES



5-MINUTE COUNT PERIOD BEGINNING AT	<i>Esther St-- (Southbound)</i>			<i>Evergreen Pkwy-- (Westbound)</i>			<i>Esther St-- (Northbound)</i>			<i>Evergreen Pkwy-- (Eastbound)</i>			Crosswalk Usage (Peds By Approach)				TOTAL	
	Right	Thru	Left	Right	Thru	Left	Right	Thru	Left	Right	Thru	Left	North	East	South	West	Veh	Peds
4:00 PM	0	0	0	0	6	0	3	3	0	0	13	0	0	0	0	0	25	0
4:05 PM	0	0	5	1	3	0	5	3	1	0	11	0	0	0	1	0	29	1
4:10 PM	0	0	1	0	9	1	2	5	0	0	14	1	0	0	0	0	33	0
4:15 PM	0	0	1	0	5	0	4	1	0	0	9	0	1	1	0	0	20	2
4:20 PM	0	2	1	0	6	1	0	1	1	0	6	0	2	0	0	0	18	2
4:25 PM	1	1	0	0	8	0	0	4	1	0	7	0	0	0	0	0	22	0
4:30 PM	0	2	2	1	4	0	3	3	1	0	16	0	0	0	1	0	32	1
4:35 PM	0	1	0	1	8	0	6	0	0	0	19	0	0	0	1	0	35	1
4:40 PM	0	1	1	2	2	2	4	0	0	0	9	0	0	0	0	0	21	0
4:45 PM	0	1	0	0	2	0	4	3	0	0	12	0	0	2	4	0	22	6
4:50 PM	0	0	1	2	6	0	1	3	1	0	14	2	0	0	1	0	30	1
4:55 PM	0	1	1	0	4	1	4	1	1	0	10	0	0	2	0	0	23	2
5:00 PM	1	3	3	1	4	1	4	5	1	0	27	0	0	0	1	0	50	1
5:05 PM	1	3	4	0	6	1	5	4	0	1	30	1	0	0	2	0	56	2
5:10 PM	0	4	3	0	5	2	7	3	1	0	12	1	1	0	1	0	38	2
5:15 PM	0	1	2	0	7	1	2	7	1	0	13	0	1	0	0	0	34	1
5:20 PM	0	0	1	0	7	2	5	4	0	0	23	0	2	1	1	0	42	4
5:25 PM	0	1	3	0	3	1	2	0	2	0	6	0	0	0	2	0	18	2
5:30 PM	0	1	0	0	4	2	3	2	0	0	21	0	0	0	0	0	33	0
5:35 PM	0	0	1	0	3	1	0	0	0	0	5	0	0	0	0	0	10	0
5:40 PM	0	0	3	0	4	0	3	1	0	0	7	0	0	0	0	0	18	0
5:45 PM	0	0	0	1	4	0	2	1	0	0	3	0	0	0	0	0	11	0
5:50 PM	0	0	0	0	0	1	2	0	2	0	6	0	0	0	0	0	11	0
5:55 PM	0	1	1	1	4	0	2	2	1	0	5	0	0	0	0	0	17	0
HOURLY TOTALS	Southbound			Westbound			Northbound			Eastbound			Pedestrians By Approach				TOTAL	
4:00 PM	1	9	13	7	63	5	36	27	6	0	140	3	3	5	8	0	310	16
4:15 PM	3	19	17	7	60	8	42	28	7	1	171	4	4	5	11	0	367	20
4:30 PM	2	18	21	7	58	11	47	33	8	1	191	4	4	5	14	0	401	23
4:45 PM	2	15	22	3	55	12	40	33	7	1	180	4	4	5	12	0	374	21
5:00 PM	2	14	21	3	51	12	37	29	8	1	158	2	4	1	7	0	338	12

INTERSECTION: *Esther St--/Evergreen Pkwy--*
 PROJECT ID#:
 QC JOB #: 10247035

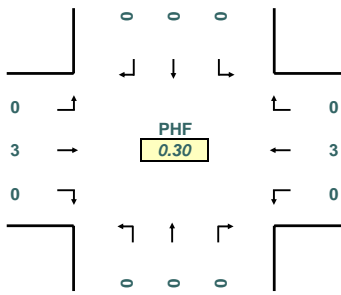
START TIME: 4:00 PM
 END TIME: 6:00 PM
 DATE: 4/10/2007



16285 SW 85th Avenue, Ste. 302
 Tigard, OR 97224
 Phone: 503-620-4242
 Fax: 503 620-4545

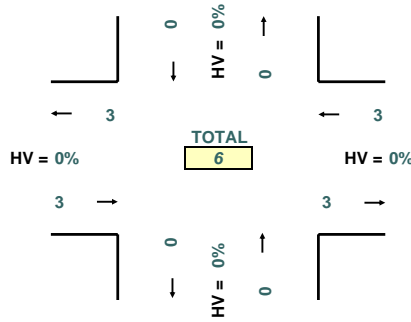
www.qualitycounts.net

PEAK HOUR TURNING MOVEMENTS



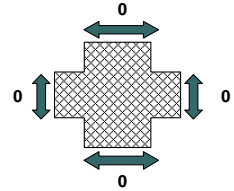
PEAK HOUR: 4:15 PM TO 5:15 PM

PEAK HOUR LINK VOLUMES



PEAK 15 MINUTES: 5:00 PM TO 5:15 PM

PEAK HOUR PED CROSSING VOLUMES



5-MINUTE COUNT PERIOD BEGINNING AT	<i>Esther St-- (Southbound)</i>			<i>Evergreen Pkwy-- (Westbound)</i>			<i>Esther St-- (Northbound)</i>			<i>Evergreen Pkwy-- (Eastbound)</i>			Crosswalk Usage (Peds By Approach)				TOTAL	
	Right	Thru	Left	Right	Thru	Left	Right	Thru	Left	Right	Thru	Left	North	East	South	West	Veh	Peds
4:00 PM	0	0	0	0	0	0	0	0	0	0	0	0	0	0	0	0	0	0
4:05 PM	0	0	0	0	0	0	0	0	0	0	1	0	0	0	0	0	1	0
4:10 PM	0	0	0	0	0	0	0	0	0	0	0	0	0	0	0	0	0	0
4:15 PM	0	0	0	0	0	0	0	0	0	0	0	0	0	0	0	0	0	0
4:20 PM	0	0	0	0	0	0	0	0	0	0	0	0	0	0	0	0	0	0
4:25 PM	0	0	0	0	0	0	0	0	0	0	1	0	0	0	0	0	1	0
4:30 PM	0	0	0	0	0	0	0	0	0	0	0	0	0	0	0	0	0	0
4:35 PM	0	0	0	0	0	0	0	0	0	0	0	0	0	0	0	0	0	0
4:40 PM	0	0	0	0	0	0	0	0	0	0	0	0	0	0	0	0	0	0
4:45 PM	0	0	0	0	0	0	0	0	0	0	0	0	0	0	0	0	0	0
4:50 PM	0	0	0	0	0	0	0	0	0	0	0	0	0	0	0	0	0	0
4:55 PM	0	0	0	0	0	0	0	0	0	0	0	0	0	0	0	0	0	0
5:00 PM	0	0	0	0	1	0	0	0	0	2	0	0	0	0	0	0	3	0
5:05 PM	0	0	0	0	1	0	0	0	0	0	0	0	0	0	0	0	1	0
5:10 PM	0	0	0	0	1	0	0	0	0	0	0	0	0	0	0	0	1	0
5:15 PM	0	0	0	0	0	0	0	0	0	0	0	0	0	0	0	0	0	0
5:20 PM	0	0	0	0	0	0	0	0	0	0	0	0	0	0	0	0	0	0
5:25 PM	0	0	0	0	0	0	0	0	0	0	0	0	0	0	0	0	0	0
5:30 PM	0	0	0	0	0	0	0	0	0	0	0	0	0	0	0	0	0	0
5:35 PM	0	0	0	0	1	0	0	0	0	0	0	0	0	0	0	0	1	0
5:40 PM	0	0	0	0	0	0	0	0	0	0	0	0	0	0	0	0	0	0
5:45 PM	0	0	0	0	0	0	0	0	0	0	0	0	0	0	0	0	0	0
5:50 PM	0	0	0	0	0	0	0	0	0	0	0	0	0	0	0	0	0	0
5:55 PM	0	0	0	0	0	0	0	0	0	0	0	0	0	0	0	0	0	0
HOURLY TOTALS	Southbound			Westbound			Northbound			Eastbound			Pedestrians By Approach				TOTAL	
	Right	Thru	Left	Right	Thru	Left	Right	Thru	Left	Right	Thru	Left	North	East	South	West	Veh	Peds
4:00 PM	0	0	0	0	0	0	0	0	0	0	2	0	0	0	0	0	2	0
4:15 PM	0	0	0	0	3	0	0	0	0	3	0	0	0	0	0	0	6	0
4:30 PM	0	0	0	0	3	0	0	0	0	2	0	0	0	0	0	0	5	0
4:45 PM	0	0	0	0	4	0	0	0	0	2	0	0	0	0	0	0	6	0
5:00 PM	0	0	0	0	4	0	0	0	0	2	0	0	0	0	0	0	6	0

INTERSECTION: *Ester St--/W 11th St--*
 PROJECT ID#:
 QC JOB #: 10247036

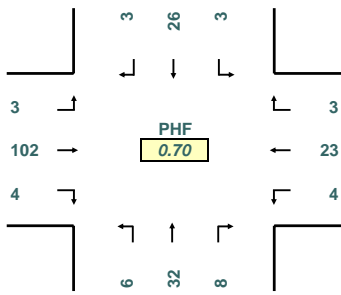
START TIME: 4:00 PM
 END TIME: 6:00 PM
 DATE: 4/10/2007



16285 SW 85th Avenue, Ste. 302
 Tigard, OR 97224
 Phone: 503-620-4242
 Fax: 503 620-4545

www.qualitycounts.net

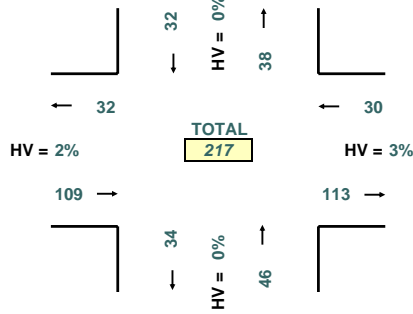
PEAK HOUR TURNING MOVEMENTS



PHF
0.70

PEAK HOUR: 4:15 PM TO 5:15 PM

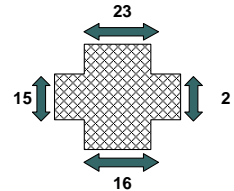
PEAK HOUR LINK VOLUMES



TOTAL
217

PEAK 15 MINUTES: 5:00 PM TO 5:15 PM

PEAK HOUR PED CROSSING VOLUMES



5-MINUTE COUNT PERIOD BEGINNING AT	<i>Ester St--</i> (Southbound)			<i>W 11th St--</i> (Westbound)			<i>Ester St--</i> (Northbound)			<i>W 11th St--</i> (Eastbound)			Crosswalk Usage (Peds By Approach)				TOTAL	
	Right	Thru	Left	Right	Thru	Left	Right	Thru	Left	Right	Thru	Left	North	East	South	West	Veh	Peds
4:00 PM	0	0	0	0	1	0	1	3	0	0	6	2	1	0	1	1	13	3
4:05 PM	1	2	1	0	0	1	1	3	0	1	9	0	0	0	1	1	19	2
4:10 PM	1	1	1	0	2	0	1	3	4	1	7	2	2	0	0	1	23	3
4:15 PM	0	1	0	0	2	0	1	0	0	0	10	1	3	0	1	1	15	5
4:20 PM	1	3	1	0	2	0	0	0	1	0	11	0	2	0	1	2	19	5
4:25 PM	0	1	0	1	3	0	2	2	0	1	5	0	1	0	4	0	15	5
4:30 PM	0	3	0	0	0	2	1	2	1	0	10	0	3	0	2	1	19	6
4:35 PM	0	2	0	0	6	0	0	1	0	0	6	0	3	0	0	0	15	3
4:40 PM	0	1	1	0	1	1	0	1	0	0	5	0	2	0	1	1	10	4
4:45 PM	0	0	0	0	1	0	0	4	0	0	8	1	3	0	1	6	14	10
4:50 PM	2	1	0	0	2	0	1	4	2	0	9	0	1	0	1	0	21	2
4:55 PM	0	1	1	0	1	0	0	1	1	0	7	0	0	0	1	0	12	1
5:00 PM	0	3	0	0	1	0	1	6	1	2	14	0	2	1	3	1	28	7
5:05 PM	0	6	0	0	3	1	2	6	0	0	14	1	0	0	0	3	33	3
5:10 PM	0	4	0	2	1	0	0	5	0	1	3	0	3	1	1	0	16	5
5:15 PM	0	2	0	1	1	0	1	6	0	1	7	0	0	0	0	0	19	0
5:20 PM	0	0	0	1	2	1	0	2	0	0	7	0	0	1	0	0	13	1
5:25 PM	0	1	0	0	2	1	2	0	0	0	5	0	2	0	0	0	11	2
5:30 PM	0	0	1	0	1	1	1	1	1	0	5	0	1	0	0	0	11	1
5:35 PM	0	0	0	0	2	0	0	0	0	0	6	0	3	0	1	0	8	4
5:40 PM	0	1	0	0	1	1	0	1	0	0	4	0	1	0	0	0	8	1
5:45 PM	0	0	0	0	1	0	0	2	0	0	3	0	1	0	0	1	6	2
5:50 PM	0	1	0	0	1	0	0	0	0	0	5	0	0	0	0	0	7	0
5:55 PM	0	0	0	0	1	0	1	1	0	0	1	1	0	0	0	1	5	1
HOURLY TOTALS	Southbound			Westbound			Northbound			Eastbound			Pedestrians By Approach				TOTAL	
4:00 PM	5	16	5	1	21	4	8	24	9	3	93	6	21	0	14	14	195	49
4:15 PM	3	26	3	3	23	4	8	32	6	4	102	3	23	2	16	15	217	56
4:30 PM	2	24	2	4	21	6	8	38	5	4	95	2	19	3	10	12	211	44
4:45 PM	2	19	2	4	18	5	8	36	5	4	89	2	16	3	8	10	194	37
5:00 PM	0	18	1	4	17	5	8	30	2	4	74	2	13	3	5	6	165	27

INTERSECTION: *Ester St--/W 11th St--*
 PROJECT ID#:
 QC JOB #: 10247036

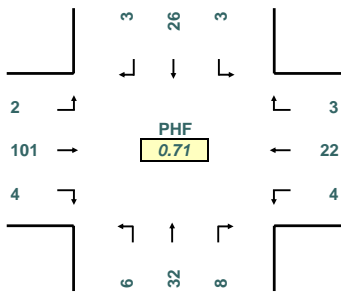
START TIME: 4:00 PM
 END TIME: 6:00 PM
 DATE: 4/10/2007



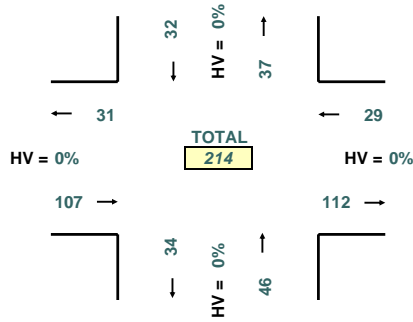
16285 SW 85th Avenue, Ste. 302
 Tigard, OR 97224
 Phone: 503-620-4242
 Fax: 503 620-4545

www.qualitycounts.net

PEAK HOUR TURNING MOVEMENTS



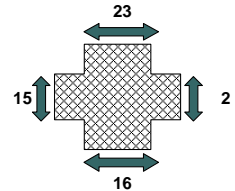
PEAK HOUR LINK VOLUMES



PEAK HOUR: 4:15 PM TO 5:15 PM

PEAK 15 MINUTES: 5:00 PM TO 5:15 PM

PEAK HOUR PED CROSSING VOLUMES



5-MINUTE COUNT PERIOD BEGINNING AT	Ester St-- (Southbound)			W 11th St-- (Westbound)			Ester St-- (Northbound)			W 11th St-- (Eastbound)			Crosswalk Usage (Peds By Approach)				TOTAL	
	Right	Thru	Left	Right	Thru	Left	Right	Thru	Left	Right	Thru	Left	North	East	South	West	Veh	Peds
4:00 PM	0	0	0	0	1	0	1	3	0	0	6	2	1	0	1	1	13	3
4:05 PM	1	2	1	0	0	1	1	3	0	1	9	0	0	0	1	1	19	2
4:10 PM	0	1	1	0	1	0	1	2	4	1	7	1	2	0	0	1	19	3
4:15 PM	0	1	0	0	2	0	1	0	0	0	10	1	3	0	1	1	15	5
4:20 PM	1	3	1	0	1	0	0	0	1	0	11	0	2	0	1	2	18	5
4:25 PM	0	1	0	1	3	0	2	2	0	1	5	0	1	0	4	0	15	5
4:30 PM	0	3	0	0	0	2	1	2	1	0	10	0	3	0	2	1	19	6
4:35 PM	0	2	0	0	6	0	0	1	0	0	6	0	3	0	0	0	15	3
4:40 PM	0	1	1	0	1	1	0	1	0	0	5	0	2	0	1	1	10	4
4:45 PM	0	0	0	0	1	0	0	4	0	0	8	1	3	0	1	6	14	10
4:50 PM	2	1	0	0	2	0	1	4	2	0	9	0	1	0	1	0	21	2
4:55 PM	0	1	1	0	1	0	0	1	1	0	7	0	0	0	1	0	12	1
5:00 PM	0	3	0	0	1	0	1	6	1	2	13	0	2	1	3	1	27	7
5:05 PM	0	6	0	0	3	1	2	6	0	0	14	0	0	0	0	3	32	3
5:10 PM	0	4	0	2	1	0	0	5	0	1	3	0	3	1	1	0	16	5
5:15 PM	0	2	0	1	1	0	1	6	0	1	7	0	0	0	0	0	19	0
5:20 PM	0	0	0	1	2	1	0	2	0	0	7	0	0	1	0	0	13	1
5:25 PM	0	1	0	0	2	1	2	0	0	0	5	0	2	0	0	0	11	2
5:30 PM	0	0	1	0	1	1	1	1	1	0	5	0	1	0	0	0	11	1
5:35 PM	0	0	0	0	2	0	0	0	0	0	6	0	3	0	1	0	8	4
5:40 PM	0	1	0	0	1	1	0	1	0	0	4	0	1	0	0	0	8	1
5:45 PM	0	0	0	0	1	0	0	2	0	0	3	0	1	0	0	1	6	2
5:50 PM	0	0	0	0	1	0	0	0	0	0	5	0	0	0	0	0	6	0
5:55 PM	0	0	0	0	1	0	1	1	0	0	1	1	0	0	0	1	5	1
HOURLY TOTALS	Southbound			Westbound			Northbound			Eastbound			Pedestrians By Approach				TOTAL	
4:00 PM	4	16	5	1	19	4	8	23	9	3	93	5	21	0	14	14	190	49
4:15 PM	3	26	3	3	22	4	8	32	6	4	101	2	23	2	16	15	214	56
4:30 PM	2	24	2	4	21	6	8	38	5	4	94	1	19	3	10	12	209	44
4:45 PM	2	19	2	4	18	5	8	36	5	4	88	1	16	3	8	10	192	37
5:00 PM	0	17	1	4	17	5	8	30	2	4	73	1	13	3	5	6	162	27

INTERSECTION: *Ester St--/W 11th St--*
 PROJECT ID#:
 QC JOB #: 10247036

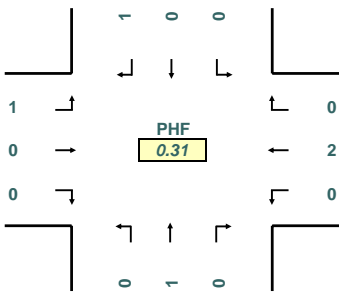
START TIME: 4:00 PM
 END TIME: 6:00 PM
 DATE: 4/10/2007



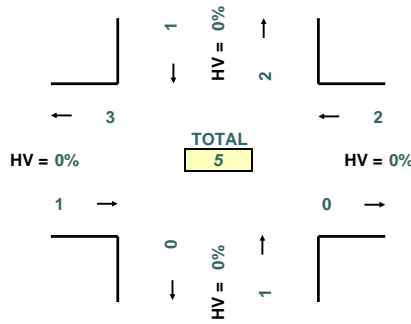
16285 SW 85th Avenue, Ste. 302
 Tigard, OR 97224
 Phone: 503-620-4242
 Fax: 503 620-4545

www.qualitycounts.net

PEAK HOUR TURNING MOVEMENTS



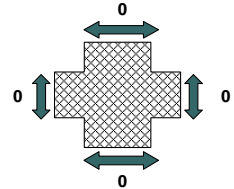
PEAK HOUR LINK VOLUMES



PEAK HOUR: 4:00 PM TO 5:00 PM

PEAK 15 MINUTES: 4:00 PM TO 4:15 PM

PEAK HOUR PED CROSSING VOLUMES



5-MINUTE COUNT PERIOD BEGINNING AT	Ester St-- (Southbound)			W 11th St-- (Westbound)			Ester St-- (Northbound)			W 11th St-- (Eastbound)			Crosswalk Usage (Peds By Approach)				TOTAL	
	Right	Thru	Left	Right	Thru	Left	Right	Thru	Left	Right	Thru	Left	North	East	South	West	Veh	Peds
4:00 PM	0	0	0	0	0	0	0	0	0	0	0	0	0	0	0	0	0	0
4:05 PM	0	0	0	0	0	0	0	0	0	0	0	0	0	0	0	0	0	0
4:10 PM	1	0	0	0	1	0	0	1	0	0	0	1	0	0	0	0	4	0
4:15 PM	0	0	0	0	0	0	0	0	0	0	0	0	0	0	0	0	0	0
4:20 PM	0	0	0	0	1	0	0	0	0	0	0	0	0	0	0	0	1	0
4:25 PM	0	0	0	0	0	0	0	0	0	0	0	0	0	0	0	0	0	0
4:30 PM	0	0	0	0	0	0	0	0	0	0	0	0	0	0	0	0	0	0
4:35 PM	0	0	0	0	0	0	0	0	0	0	0	0	0	0	0	0	0	0
4:40 PM	0	0	0	0	0	0	0	0	0	0	0	0	0	0	0	0	0	0
4:45 PM	0	0	0	0	0	0	0	0	0	0	0	0	0	0	0	0	0	0
4:50 PM	0	0	0	0	0	0	0	0	0	0	0	0	0	0	0	0	0	0
4:55 PM	0	0	0	0	0	0	0	0	0	0	0	0	0	0	0	0	0	0
5:00 PM	0	0	0	0	0	0	0	0	0	1	0	0	0	0	0	0	1	0
5:05 PM	0	0	0	0	0	0	0	0	0	0	1	0	0	0	0	0	1	0
5:10 PM	0	0	0	0	0	0	0	0	0	0	0	0	0	0	0	0	0	0
5:15 PM	0	0	0	0	0	0	0	0	0	0	0	0	0	0	0	0	0	0
5:20 PM	0	0	0	0	0	0	0	0	0	0	0	0	0	0	0	0	0	0
5:25 PM	0	0	0	0	0	0	0	0	0	0	0	0	0	0	0	0	0	0
5:30 PM	0	0	0	0	0	0	0	0	0	0	0	0	0	0	0	0	0	0
5:35 PM	0	0	0	0	0	0	0	0	0	0	0	0	0	0	0	0	0	0
5:40 PM	0	0	0	0	0	0	0	0	0	0	0	0	0	0	0	0	0	0
5:45 PM	0	0	0	0	0	0	0	0	0	0	0	0	0	0	0	0	0	0
5:50 PM	0	1	0	0	0	0	0	0	0	0	0	0	0	0	0	0	1	0
5:55 PM	0	0	0	0	0	0	0	0	0	0	0	0	0	0	0	0	0	0
HOURLY TOTALS	Southbound			Westbound			Northbound			Eastbound			Pedestrians By Approach				TOTAL	
	Right	Thru	Left	Right	Thru	Left	Right	Thru	Left	Right	Thru	Left	North	East	South	West	Veh	Peds
4:00 PM	1	0	0	0	2	0	0	1	0	0	0	1	0	0	0	0	5	0
4:15 PM	0	0	0	0	1	0	0	0	0	0	1	1	0	0	0	0	3	0
4:30 PM	0	0	0	0	0	0	0	0	0	0	1	1	0	0	0	0	2	0
4:45 PM	0	0	0	0	0	0	0	0	0	0	1	1	0	0	0	0	2	0
5:00 PM	0	1	0	0	0	0	0	0	0	0	1	1	0	0	0	0	3	0

INTERSECTION: *Columbia Blvd--W McLoughlin Blvd--*
 PROJECT ID#:
 QC JOB #: *10247037*

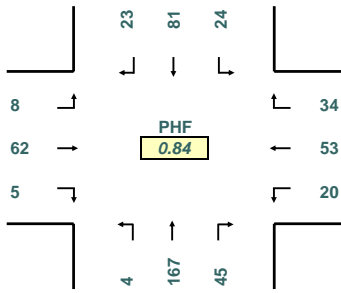
START TIME: *4:00 PM*
 END TIME: *6:00 PM*
 DATE: *4/10/2007*



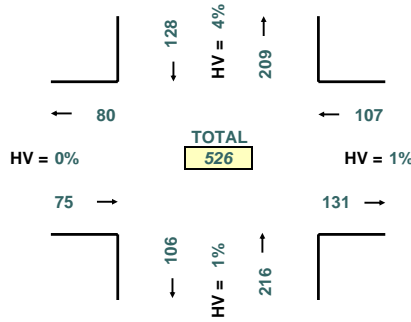
16285 SW 85th Avenue, Ste. 302
 Tigard, OR 97224
 Phone: 503-620-4242
 Fax: 503 620-4545

www.qualitycounts.net

PEAK HOUR TURNING MOVEMENTS



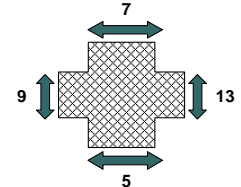
PEAK HOUR LINK VOLUMES



PEAK HOUR: **4:30 PM TO 5:30 PM**

PEAK 15 MINUTES: **5:00 PM TO 5:15 PM**

PEAK HOUR PED CROSSING VOLUMES



5-MINUTE COUNT PERIOD BEGINNING AT	Columbia Blvd-- (Southbound)			W McLoughlin Blvd-- (Westbound)			Columbia Blvd-- (Northbound)			W McLoughlin Blvd-- (Eastbound)			Crosswalk Usage (Peds By Approach)				TOTAL	
	Right	Thru	Left	Right	Thru	Left	Right	Thru	Left	Right	Thru	Left	North	East	South	West	Veh	Peds
4:00 PM	0	15	2	1	2	2	3	10	0	1	5	2	2	0	0	0	43	2
4:05 PM	1	14	1	2	2	3	2	9	0	0	11	1	0	3	0	0	46	3
4:10 PM	0	14	0	0	2	0	5	10	2	0	6	1	2	2	1	1	40	6
4:15 PM	1	8	2	2	4	1	2	9	0	0	4	0	1	0	0	0	33	1
4:20 PM	0	7	0	2	6	1	1	10	1	1	2	1	0	0	0	0	32	0
4:25 PM	2	6	2	1	6	0	1	9	2	0	2	2	0	0	1	0	33	1
4:30 PM	16	1	0	2	3	1	3	7	1	0	3	0	1	1	0	1	37	3
4:35 PM	0	6	1	3	4	0	1	21	0	0	5	0	0	1	2	1	41	4
4:40 PM	1	13	1	3	5	1	3	16	0	2	2	2	0	1	0	1	49	2
4:45 PM	0	10	1	2	4	0	3	5	0	0	3	1	0	1	1	1	29	3
4:50 PM	1	6	4	1	5	3	2	16	1	0	11	0	0	1	0	1	50	2
4:55 PM	3	9	2	2	5	2	5	17	0	0	1	0	0	4	0	2	46	6
5:00 PM	1	7	4	1	3	1	7	17	1	0	7	0	1	0	0	0	49	1
5:05 PM	0	5	2	10	6	1	2	16	0	0	12	1	1	0	1	1	55	3
5:10 PM	1	3	2	2	4	4	7	19	1	1	8	0	1	1	0	0	52	2
5:15 PM	0	12	4	3	5	1	7	9	0	2	5	3	1	2	0	0	51	3
5:20 PM	0	6	1	2	4	6	1	10	0	0	1	0	1	0	0	0	31	1
5:25 PM	0	3	2	3	5	0	4	14	0	0	4	1	1	1	1	1	36	4
5:30 PM	0	5	0	3	7	0	1	13	1	0	1	1	0	1	0	0	32	1
5:35 PM	0	5	2	8	8	2	2	9	1	0	6	0	0	0	0	0	43	0
5:40 PM	0	9	0	5	4	1	3	14	2	1	1	1	0	0	1	2	41	3
5:45 PM	1	11	3	2	4	0	2	4	1	0	2	1	1	1	0	0	31	2
5:50 PM	1	5	2	1	6	2	4	9	2	0	6	0	1	0	0	2	38	3
5:55 PM	1	7	0	2	8	1	0	15	2	0	0	1	0	0	0	0	37	0
HOURLY TOTALS	Southbound			Westbound			Northbound			Eastbound			Pedestrians By Approach				TOTAL	
4:00 PM	25	109	16	21	48	14	31	139	7	4	55	10	6	14	5	8	479	33
4:15 PM	26	81	21	31	55	15	37	162	7	4	60	7	5	10	5	8	506	28
4:30 PM	23	81	24	34	53	20	45	167	4	5	62	8	7	13	5	9	526	34
4:45 PM	6	80	24	42	60	21	44	159	7	4	60	8	6	11	4	8	515	29
5:00 PM	5	78	22	42	64	19	40	149	11	4	53	9	8	6	3	6	496	23

INTERSECTION: *Columbia Blvd--W McLoughlin Blvd--*
 PROJECT ID#: _____
 QC JOB #: *10247037*

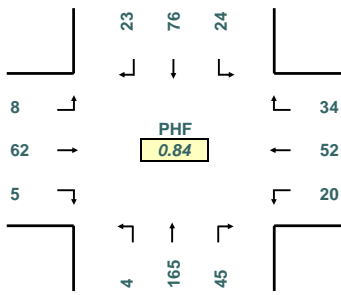
START TIME: *4:00 PM*
 END TIME: *6:00 PM*
 DATE: *4/10/2007*



16285 SW 85th Avenue, Ste. 302
 Tigard, OR 97224
 Phone: 503-620-4242
 Fax: 503 620-4545

www.qualitycounts.net

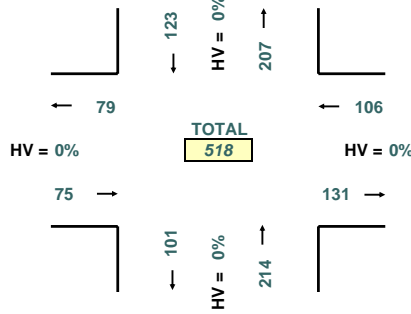
PEAK HOUR TURNING MOVEMENTS



PHF
0.84

PEAK HOUR: **4:30 PM TO 5:30 PM**

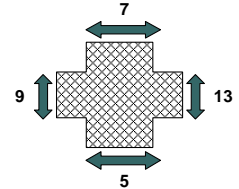
PEAK HOUR LINK VOLUMES



TOTAL
518

PEAK 15 MINUTES: **5:00 PM TO 5:15 PM**

PEAK HOUR PED CROSSING VOLUMES



5-MINUTE COUNT PERIOD BEGINNING AT	Columbia Blvd-- (Southbound)			W McLoughlin Blvd-- (Westbound)			Columbia Blvd-- (Northbound)			W McLoughlin Blvd-- (Eastbound)			Crosswalk Usage (Peds By Approach)				TOTAL	
	Right	Thru	Left	Right	Thru	Left	Right	Thru	Left	Right	Thru	Left	North	East	South	West	Veh	Peds
4:00 PM	0	15	2	1	1	2	3	9	0	1	5	2	2	0	0	0	41	2
4:05 PM	1	13	1	2	2	3	2	9	0	0	11	1	0	3	0	0	45	3
4:10 PM	0	14	0	0	2	0	5	10	2	0	6	1	2	2	1	1	40	6
4:15 PM	1	8	2	2	3	1	2	9	0	0	4	0	1	0	0	0	32	1
4:20 PM	0	7	0	2	5	0	1	10	1	1	2	1	0	0	0	0	30	0
4:25 PM	2	5	2	1	6	0	1	9	2	0	2	2	0	0	1	0	32	1
4:30 PM	16	0	0	2	3	1	3	7	1	0	3	0	1	1	0	1	36	3
4:35 PM	0	6	1	3	4	0	1	21	0	0	5	0	0	1	2	1	41	4
4:40 PM	1	11	1	3	5	1	3	15	0	2	2	2	0	1	0	1	46	2
4:45 PM	0	9	1	2	4	0	3	5	0	0	3	1	0	1	1	1	28	3
4:50 PM	1	6	4	1	5	3	2	16	1	0	11	0	0	1	0	1	50	2
4:55 PM	3	9	2	2	5	2	5	17	0	0	1	0	0	4	0	2	46	6
5:00 PM	1	7	4	1	3	1	7	17	1	0	7	0	1	0	0	0	49	1
5:05 PM	0	4	2	10	6	1	2	16	0	0	12	1	1	0	1	1	54	3
5:10 PM	1	3	2	2	3	4	7	19	1	1	8	0	1	1	0	0	51	2
5:15 PM	0	12	4	3	5	1	7	9	0	2	5	3	1	2	0	0	51	3
5:20 PM	0	6	1	2	4	6	1	10	0	0	1	0	1	0	0	0	31	1
5:25 PM	0	3	2	3	5	0	4	13	0	0	4	1	1	1	1	1	35	4
5:30 PM	0	5	0	3	7	0	1	13	1	0	1	1	0	0	0	0	32	0
5:35 PM	0	5	2	8	8	2	2	9	1	0	6	0	0	0	0	0	43	0
5:40 PM	0	9	0	5	4	0	3	14	2	1	1	1	0	0	1	2	40	3
5:45 PM	1	10	3	2	4	0	2	4	1	0	2	1	1	1	0	0	30	2
5:50 PM	1	5	2	1	6	2	4	9	2	0	6	0	1	0	0	2	38	3
5:55 PM	1	7	0	2	8	1	0	14	2	0	0	1	0	0	0	0	36	0
HOURLY TOTALS	Southbound			Westbound			Northbound			Eastbound			Pedestrians By Approach				TOTAL	
4:00 PM	25	103	16	21	45	13	31	137	7	4	55	10	6	14	5	8	467	33
4:15 PM	26	75	21	31	52	14	37	161	7	4	60	7	5	10	5	8	495	28
4:30 PM	23	76	24	34	52	20	45	165	4	5	62	8	7	13	5	9	518	34
4:45 PM	6	78	24	42	59	20	44	158	7	4	60	8	6	10	4	8	510	28
5:00 PM	5	76	22	42	63	18	40	147	11	4	53	9	8	5	3	6	490	22

INTERSECTION: *Columbia Blvd--W McLoughlin Blvd--*
 PROJECT ID#:
 QC JOB #: *10247037*

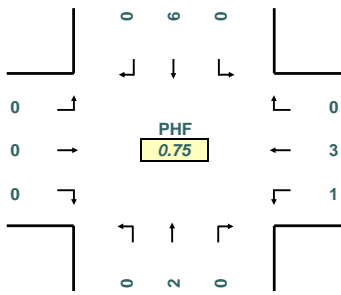
START TIME: *4:00 PM*
 END TIME: *6:00 PM*
 DATE: *4/10/2007*



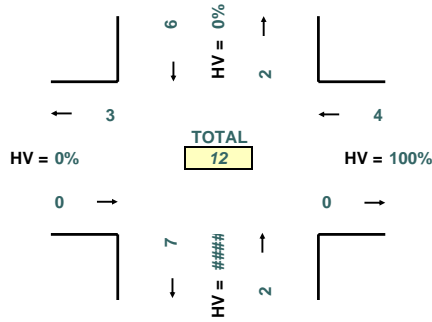
16285 SW 85th Avenue, Ste. 302
 Tigard, OR 97224
 Phone: 503-620-4242
 Fax: 503 620-4545

www.qualitycounts.net

PEAK HOUR TURNING MOVEMENTS



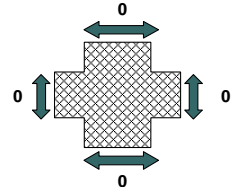
PEAK HOUR LINK VOLUMES



PEAK HOUR: **4:00 PM TO 5:00 PM**

PEAK 15 MINUTES: **4:30 PM TO 4:45 PM**

PEAK HOUR PED CROSSING VOLUMES



5-MINUTE COUNT PERIOD BEGINNING AT	Columbia Blvd-- (Southbound)			W McLoughlin Blvd-- (Westbound)			Columbia Blvd-- (Northbound)			W McLoughlin Blvd-- (Eastbound)			Crosswalk Usage (Peds By Approach)				TOTAL	
	Right	Thru	Left	Right	Thru	Left	Right	Thru	Left	Right	Thru	Left	North	East	South	West	Veh	Peds
4:00 PM	0	0	0	0	1	0	0	1	0	0	0	0	0	0	0	0	2	0
4:05 PM	0	1	0	0	0	0	0	0	0	0	0	0	0	0	0	0	1	0
4:10 PM	0	0	0	0	0	0	0	0	0	0	0	0	0	0	0	0	0	0
4:15 PM	0	0	0	0	1	0	0	0	0	0	0	0	0	0	0	0	1	0
4:20 PM	0	0	0	0	1	1	0	0	0	0	0	0	0	0	0	0	2	0
4:25 PM	0	1	0	0	0	0	0	0	0	0	0	0	0	0	0	0	1	0
4:30 PM	0	1	0	0	0	0	0	0	0	0	0	0	0	0	0	0	1	0
4:35 PM	0	0	0	0	0	0	0	0	0	0	0	0	0	0	0	0	0	0
4:40 PM	0	2	0	0	0	0	0	1	0	0	0	0	0	0	0	0	3	0
4:45 PM	0	1	0	0	0	0	0	0	0	0	0	0	0	0	0	0	1	0
4:50 PM	0	0	0	0	0	0	0	0	0	0	0	0	0	0	0	0	0	0
4:55 PM	0	0	0	0	0	0	0	0	0	0	0	0	0	0	0	0	0	0
5:00 PM	0	0	0	0	0	0	0	0	0	0	0	0	0	0	0	0	0	0
5:05 PM	0	1	0	0	0	0	0	0	0	0	0	0	0	0	0	0	1	0
5:10 PM	0	0	0	0	1	0	0	0	0	0	0	0	0	0	0	0	1	0
5:15 PM	0	0	0	0	0	0	0	0	0	0	0	0	0	0	0	0	0	0
5:20 PM	0	0	0	0	0	0	0	0	0	0	0	0	0	0	0	0	0	0
5:25 PM	0	0	0	0	0	0	0	1	0	0	0	0	0	0	0	0	1	0
5:30 PM	0	0	0	0	0	0	0	0	0	0	0	0	1	0	0	0	0	1
5:35 PM	0	0	0	0	0	0	0	0	0	0	0	0	0	0	0	0	0	0
5:40 PM	0	0	0	0	0	1	0	0	0	0	0	0	0	0	0	0	1	0
5:45 PM	0	1	0	0	0	0	0	0	0	0	0	0	0	0	0	0	1	0
5:50 PM	0	0	0	0	0	0	0	0	0	0	0	0	0	0	0	0	0	0
5:55 PM	0	0	0	0	0	0	0	1	0	0	0	0	0	0	0	0	1	0
HOURLY TOTALS	Southbound			Westbound			Northbound			Eastbound			Pedestrians By Approach				TOTAL	
	Right	Thru	Left	Right	Thru	Left	Right	Thru	Left	Right	Thru	Left	North	East	South	West	Veh	Peds
4:00 PM	0	6	0	0	3	1	0	2	0	0	0	0	0	0	0	0	12	0
4:15 PM	0	6	0	0	3	1	0	1	0	0	0	0	0	0	0	0	11	0
4:30 PM	0	5	0	0	1	0	0	2	0	0	0	0	0	0	0	0	8	0
4:45 PM	0	2	0	0	1	1	0	1	0	0	0	0	1	0	0	0	5	1
5:00 PM	0	2	0	0	1	1	0	2	0	0	0	0	1	1	0	0	6	1

INTERSECTION: *D St--E 4th Plain Blvd--*
 PROJECT ID#:
 QC JOB #: 10247038

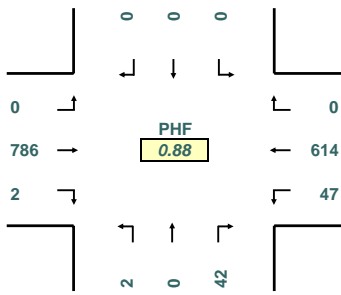
START TIME: 4:00 PM
 END TIME: 6:00 PM
 DATE: 4/10/2007



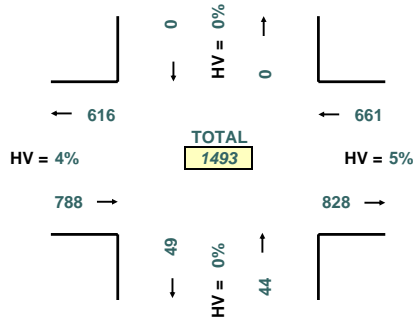
16285 SW 85th Avenue, Ste. 302
 Tigard, OR 97224
 Phone: 503-620-4242
 Fax: 503 620-4545

www.qualitycounts.net

PEAK HOUR TURNING MOVEMENTS



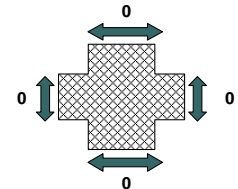
PEAK HOUR LINK VOLUMES



PEAK HOUR: 4:30 PM TO 5:30 PM

PEAK 15 MINUTES: 5:15 PM TO 5:30 PM

PEAK HOUR PED CROSSING VOLUMES



5-MINUTE COUNT PERIOD BEGINNING AT	<i>D St--</i> (Southbound)			<i>E 4th Plain Blvd--</i> (Westbound)			<i>D St--</i> (Northbound)			<i>E 4th Plain Blvd--</i> (Eastbound)			Crosswalk Usage (Peds By Approach)				TOTAL	
	Right	Thru	Left	Right	Thru	Left	Right	Thru	Left	Right	Thru	Left	North	East	South	West	Veh	Peds
4:00 PM	0	0	0	0	67	8	1	0	1	0	55	0	0	0	0	0	132	0
4:05 PM	0	0	0	0	48	1	3	0	0	1	65	0	0	0	0	0	118	0
4:10 PM	0	0	0	0	60	9	5	0	0	0	59	0	0	0	0	0	133	0
4:15 PM	0	0	0	0	68	5	4	0	0	1	62	0	0	0	0	0	140	0
4:20 PM	0	0	0	0	51	8	3	0	0	0	60	0	0	0	0	0	122	0
4:25 PM	0	0	0	0	59	5	4	0	1	0	47	0	0	0	0	0	116	0
4:30 PM	0	0	0	0	62	4	2	0	1	0	71	0	0	0	0	0	140	0
4:35 PM	0	0	0	0	45	1	0	0	1	0	69	0	0	0	0	0	116	0
4:40 PM	0	0	0	0	45	4	4	0	0	0	55	0	0	0	0	0	108	0
4:45 PM	0	0	0	0	57	5	1	0	0	0	70	0	0	0	0	0	133	0
4:50 PM	0	0	0	0	47	2	3	0	0	0	54	0	0	0	0	0	106	0
4:55 PM	0	0	0	0	50	1	2	0	0	0	56	0	0	0	0	0	109	0
5:00 PM	0	0	0	0	29	7	3	0	0	0	60	0	0	0	0	0	99	0
5:05 PM	0	0	0	0	51	1	5	0	0	0	66	0	0	0	0	0	123	0
5:10 PM	0	0	0	0	59	5	5	0	0	1	66	0	0	0	0	0	136	0
5:15 PM	0	0	0	0	66	8	7	0	0	1	79	0	0	0	0	0	161	0
5:20 PM	0	0	0	0	43	5	7	0	0	0	58	0	0	0	0	0	113	0
5:25 PM	0	0	0	0	60	4	3	0	0	0	82	0	0	0	0	0	149	0
5:30 PM	0	0	0	0	49	1	0	0	0	1	52	0	0	0	0	0	103	0
5:35 PM	0	0	0	0	50	1	3	0	0	0	50	0	0	0	0	0	104	0
5:40 PM	0	0	0	0	54	0	2	0	0	0	50	0	0	0	0	0	106	0
5:45 PM	0	0	0	0	59	0	1	0	0	0	61	0	0	0	0	0	121	0
5:50 PM	0	0	0	0	50	2	1	0	0	1	51	0	0	0	0	0	105	0
5:55 PM	0	0	0	0	54	2	1	0	0	0	41	0	0	0	0	0	98	0
HOURLY TOTALS	Southbound			Westbound			Northbound			Eastbound			Pedestrians By Approach				TOTAL	
4:00 PM	0	0	0	0	659	53	32	0	4	2	723	0	0	0	0	0	1473	0
4:15 PM	0	0	0	0	623	48	36	0	3	2	736	0	0	0	0	0	1448	0
4:30 PM	0	0	0	0	614	47	42	0	2	2	786	0	0	0	0	0	1493	0
4:45 PM	0	0	0	0	615	40	41	0	0	3	743	0	0	0	0	0	1442	0
5:00 PM	0	0	0	0	624	36	38	0	0	4	716	0	0	0	0	0	1418	0

INTERSECTION: *D St--/E 4th Plain Blvd--*
 PROJECT ID#:
 QC JOB #: 10247038

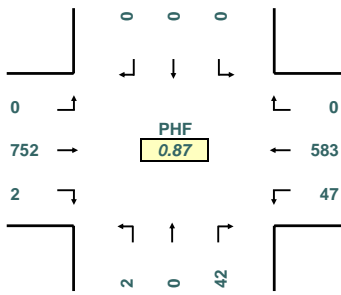
START TIME: 4:00 PM
 END TIME: 6:00 PM
 DATE: 4/10/2007



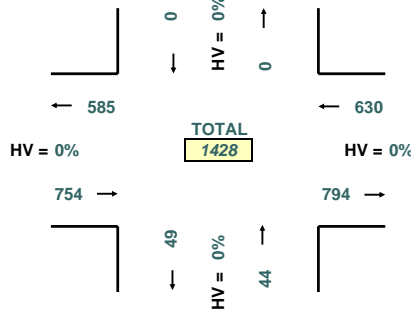
16285 SW 85th Avenue, Ste. 302
 Tigard, OR 97224
 Phone: 503-620-4242
 Fax: 503 620-4545

www.qualitycounts.net

PEAK HOUR TURNING MOVEMENTS



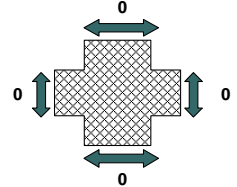
PEAK HOUR LINK VOLUMES



PEAK HOUR: 4:30 PM TO 5:30 PM

PEAK 15 MINUTES: 5:15 PM TO 5:30 PM

PEAK HOUR PED CROSSING VOLUMES



5-MINUTE COUNT PERIOD BEGINNING AT	<i>D St--</i> (Southbound)			<i>E 4th Plain Blvd--</i> (Westbound)			<i>D St--</i> (Northbound)			<i>E 4th Plain Blvd--</i> (Eastbound)			Crosswalk Usage (Peds By Approach)				TOTAL	
	Right	Thru	Left	Right	Thru	Left	Right	Thru	Left	Right	Thru	Left	North	East	South	West	Veh	Peds
4:00 PM	0	0	0	0	64	8	1	0	1	0	54	0	0	0	0	0	128	0
4:05 PM	0	0	0	0	46	1	3	0	0	1	61	0	0	0	0	0	112	0
4:10 PM	0	0	0	0	60	9	3	0	0	0	58	0	0	0	0	0	130	0
4:15 PM	0	0	0	0	62	4	4	0	0	1	59	0	0	0	0	0	130	0
4:20 PM	0	0	0	0	47	8	3	0	0	0	55	0	0	0	0	0	113	0
4:25 PM	0	0	0	0	56	5	4	0	1	0	43	0	0	0	0	0	109	0
4:30 PM	0	0	0	0	56	4	2	0	1	0	69	0	0	0	0	0	132	0
4:35 PM	0	0	0	0	44	1	0	0	1	0	66	0	0	0	0	0	112	0
4:40 PM	0	0	0	0	44	4	4	0	0	0	52	0	0	0	0	0	104	0
4:45 PM	0	0	0	0	55	5	1	0	0	0	67	0	0	0	0	0	128	0
4:50 PM	0	0	0	0	41	2	3	0	0	0	52	0	0	0	0	0	98	0
4:55 PM	0	0	0	0	47	1	2	0	0	0	53	0	0	0	0	0	103	0
5:00 PM	0	0	0	0	27	7	3	0	0	0	57	0	0	0	0	0	94	0
5:05 PM	0	0	0	0	48	1	5	0	0	0	62	0	0	0	0	0	116	0
5:10 PM	0	0	0	0	58	5	5	0	0	1	62	0	0	0	0	0	131	0
5:15 PM	0	0	0	0	63	8	7	0	0	1	77	0	0	0	0	0	156	0
5:20 PM	0	0	0	0	41	5	7	0	0	0	56	0	0	0	0	0	109	0
5:25 PM	0	0	0	0	59	4	3	0	0	0	79	0	0	0	0	0	145	0
5:30 PM	0	0	0	0	47	1	0	0	0	1	51	0	0	0	0	0	100	0
5:35 PM	0	0	0	0	46	1	3	0	0	0	48	0	0	0	0	0	98	0
5:40 PM	0	0	0	0	53	0	2	0	0	0	49	0	0	0	0	0	104	0
5:45 PM	0	0	0	0	57	0	1	0	0	0	60	0	0	0	0	0	118	0
5:50 PM	0	0	0	0	48	2	1	0	0	1	48	0	0	0	0	0	100	0
5:55 PM	0	0	0	0	53	2	1	0	0	0	39	0	0	0	0	0	95	0
HOURLY TOTALS	Southbound			Westbound			Northbound			Eastbound			Pedestrians By Approach				TOTAL	
4:00 PM	0	0	0	0	622	52	30	0	4	2	689	0	0	0	0	0	1399	0
4:15 PM	0	0	0	0	585	47	36	0	3	2	697	0	0	0	0	0	1370	0
4:30 PM	0	0	0	0	583	47	42	0	2	2	752	0	0	0	0	0	1428	0
4:45 PM	0	0	0	0	585	40	41	0	0	3	713	0	0	0	0	0	1382	0
5:00 PM	0	0	0	0	600	36	38	0	0	4	688	0	0	0	0	0	1366	0

INTERSECTION: *D St--/E 4th Plain Blvd--*
 PROJECT ID#:
 QC JOB #: 10247038

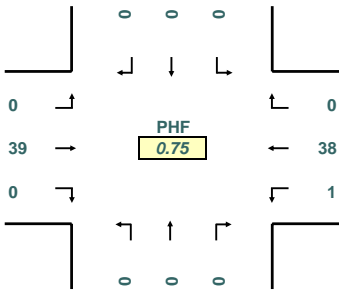
START TIME: 4:00 PM
 END TIME: 6:00 PM
 DATE: 4/10/2007



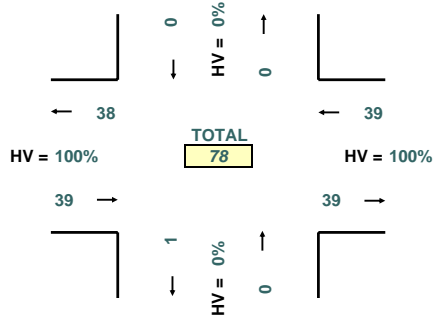
16285 SW 85th Avenue, Ste. 302
 Tigard, OR 97224
 Phone: 503-620-4242
 Fax: 503 620-4545

www.qualitycounts.net

PEAK HOUR TURNING MOVEMENTS



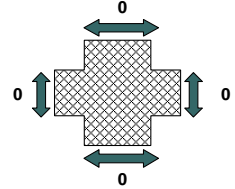
PEAK HOUR LINK VOLUMES



PEAK HOUR: 4:15 PM TO 5:15 PM

PEAK 15 MINUTES: 4:15 PM TO 4:30 PM

PEAK HOUR PED CROSSING VOLUMES



5-MINUTE COUNT PERIOD BEGINNING AT	<i>D St--</i> (Southbound)			<i>E 4th Plain Blvd--</i> (Westbound)			<i>D St--</i> (Northbound)			<i>E 4th Plain Blvd--</i> (Eastbound)			Crosswalk Usage (Peds By Approach)				TOTAL	
	Right	Thru	Left	Right	Thru	Left	Right	Thru	Left	Right	Thru	Left	North	East	South	West	Veh	Peds
4:00 PM	0	0	0	0	3	0	0	0	0	1	0	0	0	0	0	0	4	0
4:05 PM	0	0	0	0	2	0	0	0	0	4	0	0	0	0	0	0	6	0
4:10 PM	0	0	0	0	0	0	2	0	0	1	0	0	0	0	0	0	3	0
4:15 PM	0	0	0	0	6	1	0	0	0	3	0	0	0	0	0	0	10	0
4:20 PM	0	0	0	0	4	0	0	0	0	5	0	0	0	0	0	0	9	0
4:25 PM	0	0	0	0	3	0	0	0	0	4	0	0	0	0	0	0	7	0
4:30 PM	0	0	0	0	6	0	0	0	0	2	0	0	0	0	0	0	8	0
4:35 PM	0	0	0	0	1	0	0	0	0	3	0	0	0	0	0	0	4	0
4:40 PM	0	0	0	0	1	0	0	0	0	3	0	0	0	0	0	0	4	0
4:45 PM	0	0	0	0	2	0	0	0	0	3	0	0	0	0	0	0	5	0
4:50 PM	0	0	0	0	6	0	0	0	0	2	0	0	0	0	0	0	8	0
4:55 PM	0	0	0	0	3	0	0	0	0	3	0	0	0	0	0	0	6	0
5:00 PM	0	0	0	0	2	0	0	0	0	3	0	0	0	0	0	0	5	0
5:05 PM	0	0	0	0	3	0	0	0	0	4	0	0	0	0	0	0	7	0
5:10 PM	0	0	0	0	1	0	0	0	0	4	0	0	0	0	0	0	5	0
5:15 PM	0	0	0	0	3	0	0	0	0	2	0	0	0	0	0	0	5	0
5:20 PM	0	0	0	0	2	0	0	0	0	2	0	0	0	0	0	0	4	0
5:25 PM	0	0	0	0	1	0	0	0	0	3	0	0	0	0	0	0	4	0
5:30 PM	0	0	0	0	2	0	0	0	0	1	0	0	0	0	0	0	3	0
5:35 PM	0	0	0	0	4	0	0	0	0	2	0	0	0	0	0	0	6	0
5:40 PM	0	0	0	0	1	0	0	0	0	1	0	0	0	0	0	0	2	0
5:45 PM	0	0	0	0	2	0	0	0	0	1	0	0	0	0	0	0	3	0
5:50 PM	0	0	0	0	2	0	0	0	0	3	0	0	0	0	0	0	5	0
5:55 PM	0	0	0	0	1	0	0	0	0	2	0	0	0	0	0	0	3	0
HOURLY TOTALS	Southbound			Westbound			Northbound			Eastbound			Pedestrians By Approach				TOTAL	
4:00 PM	0	0	0	0	37	1	2	0	0	0	34	0	0	0	0	0	74	0
4:15 PM	0	0	0	0	38	1	0	0	0	0	39	0	0	0	0	0	78	0
4:30 PM	0	0	0	0	31	0	0	0	0	0	34	0	0	0	0	0	65	0
4:45 PM	0	0	0	0	30	0	0	0	0	0	30	0	0	0	0	0	60	0
5:00 PM	0	0	0	0	24	0	0	0	0	0	28	0	0	0	0	0	52	0

INTERSECTION: *E St--E 4th Plain Blvd--*
 PROJECT ID#:
 QC JOB #: 10247039

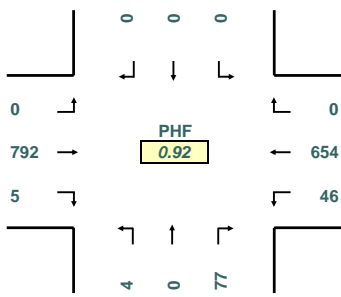
START TIME: 4:00 PM
 END TIME: 6:00 PM
 DATE: 4/10/2007



16285 SW 85th Avenue, Ste. 302
 Tigard, OR 97224
 Phone: 503-620-4242
 Fax: 503 620-4545

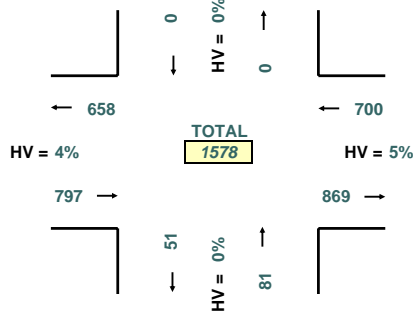
www.qualitycounts.net

PEAK HOUR TURNING MOVEMENTS



PHF
0.92

PEAK HOUR LINK VOLUMES

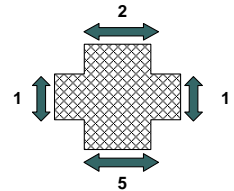


TOTAL
1578

PEAK HOUR: 4:30 PM TO 5:30 PM

PEAK 15 MINUTES: 5:15 PM TO 5:30 PM

PEAK HOUR PED CROSSING VOLUMES



5-MINUTE COUNT PERIOD BEGINNING AT	<i>E St-- (Southbound)</i>			<i>E 4th Plain Blvd-- (Westbound)</i>			<i>E St-- (Northbound)</i>			<i>E 4th Plain Blvd-- (Eastbound)</i>			Crosswalk Usage (Peds By Approach)				TOTAL	
	Right	Thru	Left	Right	Thru	Left	Right	Thru	Left	Right	Thru	Left	North	East	South	West	Veh	Peds
4:00 PM	0	0	0	0	78	3	4	0	0	0	57	0	1	0	0	0	142	1
4:05 PM	0	0	0	0	48	2	1	0	0	1	64	0	1	0	0	0	116	1
4:10 PM	0	0	0	0	69	4	6	0	0	0	66	0	0	0	1	0	145	1
4:15 PM	0	0	0	0	71	7	4	0	0	0	61	0	3	0	0	0	143	3
4:20 PM	0	0	0	0	60	3	5	0	0	1	67	0	0	0	1	0	136	1
4:25 PM	0	0	0	0	65	7	9	0	0	0	51	0	0	0	0	0	132	0
4:30 PM	0	0	0	0	58	7	6	0	1	3	64	0	0	0	2	0	139	2
4:35 PM	0	0	0	0	51	3	5	0	1	0	73	0	1	0	0	0	133	1
4:40 PM	0	0	0	0	49	3	6	0	0	0	58	0	0	0	0	0	116	0
4:45 PM	0	0	0	0	58	0	8	0	0	0	67	0	0	0	1	0	133	1
4:50 PM	0	0	0	0	50	4	4	0	0	0	65	0	0	0	0	0	123	0
4:55 PM	0	0	0	0	49	4	4	0	0	0	54	0	0	0	1	0	111	1
5:00 PM	0	0	0	0	39	2	9	0	0	0	66	0	0	0	1	0	116	1
5:05 PM	0	0	0	0	52	5	10	0	0	0	67	0	0	0	0	0	134	0
5:10 PM	0	0	0	0	71	2	7	0	0	1	63	0	0	0	0	0	144	0
5:15 PM	0	0	0	0	66	0	6	0	1	0	73	0	0	1	0	0	146	1
5:20 PM	0	0	0	0	51	9	6	0	0	0	69	0	1	0	0	0	135	1
5:25 PM	0	0	0	0	60	7	6	0	1	1	73	0	0	0	0	1	148	1
5:30 PM	0	0	0	0	55	8	6	0	0	0	64	0	0	0	0	0	133	0
5:35 PM	0	0	0	0	46	5	2	0	0	0	51	0	0	0	0	0	104	0
5:40 PM	0	0	0	0	63	4	2	0	0	1	52	0	0	0	0	0	122	0
5:45 PM	0	0	0	0	58	5	6	0	0	0	57	0	0	0	0	0	126	0
5:50 PM	0	0	0	0	53	4	1	0	0	1	59	0	0	0	1	0	118	1
5:55 PM	0	0	0	0	56	8	3	0	1	0	40	0	0	1	0	0	108	1
HOURLY TOTALS	Southbound			Westbound			Northbound			Eastbound			Pedestrians By Approach				TOTAL	
4:00 PM	0	0	0	0	706	47	62	0	2	5	747	0	6	0	6	0	1569	12
4:15 PM	0	0	0	0	673	47	77	0	2	5	756	0	4	0	6	0	1560	10
4:30 PM	0	0	0	0	654	46	77	0	4	5	792	0	2	1	5	1	1578	9
4:45 PM	0	0	0	0	660	50	70	0	2	3	764	0	1	1	3	1	1549	6
5:00 PM	0	0	0	0	670	59	64	0	3	4	734	0	1	2	2	1	1534	6

INTERSECTION: *E St--/E 4th Plain Blvd--*
 PROJECT ID#:
 QC JOB #: 10247039

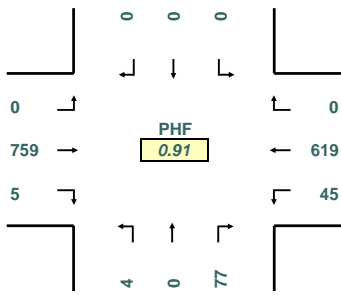
START TIME: 4:00 PM
 END TIME: 6:00 PM
 DATE: 4/10/2007



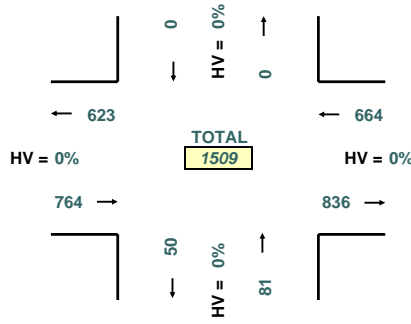
16285 SW 85th Avenue, Ste. 302
 Tigard, OR 97224
 Phone: 503-620-4242
 Fax: 503 620-4545

www.qualitycounts.net

PEAK HOUR TURNING MOVEMENTS



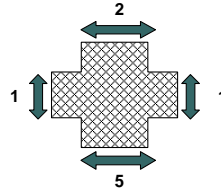
PEAK HOUR LINK VOLUMES



PEAK HOUR: 4:30 PM TO 5:30 PM

PEAK 15 MINUTES: 5:15 PM TO 5:30 PM

PEAK HOUR PED CROSSING VOLUMES



5-MINUTE COUNT PERIOD BEGINNING AT	<i>E St-- (Southbound)</i>			<i>E 4th Plain Blvd-- (Westbound)</i>			<i>E St-- (Northbound)</i>			<i>E 4th Plain Blvd-- (Eastbound)</i>			Crosswalk Usage (Peds By Approach)				TOTAL	
	Right	Thru	Left	Right	Thru	Left	Right	Thru	Left	Right	Thru	Left	North	East	South	West	Veh	Peds
4:00 PM	0	0	0	0	75	3	4	0	0	0	54	0	1	0	0	0	136	1
4:05 PM	0	0	0	0	46	1	1	0	0	0	61	0	1	0	0	0	110	1
4:10 PM	0	0	0	0	69	4	6	0	0	0	65	0	0	0	1	0	144	1
4:15 PM	0	0	0	0	64	7	4	0	0	0	56	0	3	0	0	0	131	3
4:20 PM	0	0	0	0	55	3	5	0	0	0	63	0	0	0	1	0	127	1
4:25 PM	0	0	0	0	61	7	9	0	0	0	47	0	0	0	0	0	124	0
4:30 PM	0	0	0	0	53	7	6	0	1	3	60	0	0	0	2	0	130	2
4:35 PM	0	0	0	0	50	3	5	0	1	0	72	0	1	0	0	0	131	1
4:40 PM	0	0	0	0	47	3	6	0	0	0	55	0	0	0	0	0	111	0
4:45 PM	0	0	0	0	55	0	8	0	0	0	64	0	0	0	1	0	127	1
4:50 PM	0	0	0	0	44	3	4	0	0	0	64	0	0	0	0	0	115	0
4:55 PM	0	0	0	0	46	4	4	0	0	0	51	0	0	0	1	0	105	1
5:00 PM	0	0	0	0	37	2	9	0	0	0	64	0	0	0	1	0	112	1
5:05 PM	0	0	0	0	48	5	10	0	0	0	64	0	0	0	0	0	127	0
5:10 PM	0	0	0	0	69	2	7	0	0	1	58	0	0	0	0	0	137	0
5:15 PM	0	0	0	0	63	0	6	0	1	0	71	0	0	1	0	0	141	1
5:20 PM	0	0	0	0	48	9	6	0	0	0	67	0	1	0	0	0	130	1
5:25 PM	0	0	0	0	59	7	6	0	1	1	69	0	0	0	0	1	143	1
5:30 PM	0	0	0	0	53	8	6	0	0	0	62	0	0	0	0	0	129	0
5:35 PM	0	0	0	0	42	5	2	0	0	0	49	0	0	0	0	0	98	0
5:40 PM	0	0	0	0	62	4	2	0	0	1	51	0	0	0	0	0	120	0
5:45 PM	0	0	0	0	56	5	6	0	0	0	56	0	0	0	0	0	123	0
5:50 PM	0	0	0	0	51	4	1	0	0	1	56	0	0	0	1	0	113	1
5:55 PM	0	0	0	0	55	8	3	0	1	0	38	0	0	1	0	0	105	1
HOURLY TOTALS	Southbound			Westbound			Northbound			Eastbound			Pedestrians By Approach				TOTAL	
4:00 PM	0	0	0	0	665	45	62	0	2	5	712	0	6	0	6	0	1491	12
4:15 PM	0	0	0	0	629	46	77	0	2	5	718	0	4	0	6	0	1477	10
4:30 PM	0	0	0	0	619	45	77	0	4	5	759	0	2	1	5	1	1509	9
4:45 PM	0	0	0	0	626	49	70	0	2	3	734	0	1	1	3	1	1484	6
5:00 PM	0	0	0	0	643	59	64	0	3	4	705	0	1	2	2	1	1478	6

INTERSECTION: *E St--/E 4th Plain Blvd--*
 PROJECT ID#:
 QC JOB #: 10247039

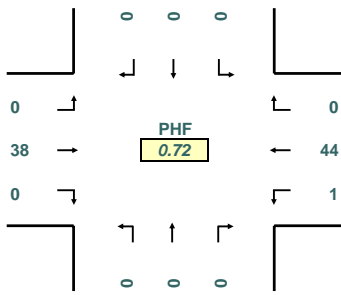
START TIME: 4:00 PM
 END TIME: 6:00 PM
 DATE: 4/10/2007



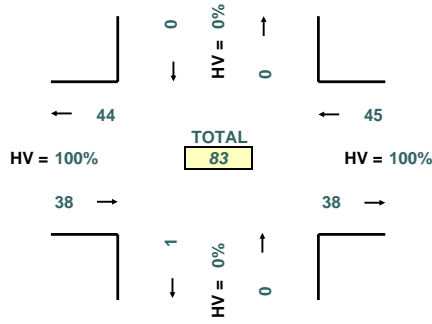
16285 SW 85th Avenue, Ste. 302
 Tigard, OR 97224
 Phone: 503-620-4242
 Fax: 503 620-4545

www.qualitycounts.net

PEAK HOUR TURNING MOVEMENTS



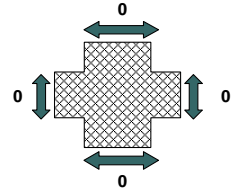
PEAK HOUR LINK VOLUMES



PEAK HOUR: 4:15 PM TO 5:15 PM

PEAK 15 MINUTES: 4:15 PM TO 4:30 PM

PEAK HOUR PED CROSSING VOLUMES



5-MINUTE COUNT PERIOD BEGINNING AT	<i>E St-- (Southbound)</i>			<i>E 4th Plain Blvd-- (Westbound)</i>			<i>E St-- (Northbound)</i>			<i>E 4th Plain Blvd-- (Eastbound)</i>			Crosswalk Usage (Peds By Approach)				TOTAL	
	Right	Thru	Left	Right	Thru	Left	Right	Thru	Left	Right	Thru	Left	North	East	South	West	Veh	Peds
4:00 PM	0	0	0	0	3	0	0	0	0	3	0	0	0	0	0	0	6	0
4:05 PM	0	0	0	0	2	1	0	0	0	0	3	0	0	0	0	0	6	0
4:10 PM	0	0	0	0	0	0	0	0	0	1	0	0	0	0	0	0	1	0
4:15 PM	0	0	0	0	7	0	0	0	0	5	0	0	0	0	0	0	12	0
4:20 PM	0	0	0	0	5	0	0	0	0	4	0	0	0	0	0	0	9	0
4:25 PM	0	0	0	0	4	0	0	0	0	4	0	0	0	0	0	0	8	0
4:30 PM	0	0	0	0	5	0	0	0	0	4	0	0	0	0	0	0	9	0
4:35 PM	0	0	0	0	1	0	0	0	0	1	0	0	0	0	0	0	2	0
4:40 PM	0	0	0	0	2	0	0	0	0	3	0	0	0	0	0	0	5	0
4:45 PM	0	0	0	0	3	0	0	0	0	3	0	0	0	0	0	0	6	0
4:50 PM	0	0	0	0	6	1	0	0	0	1	0	0	0	0	0	0	8	0
4:55 PM	0	0	0	0	3	0	0	0	0	3	0	0	0	0	0	0	6	0
5:00 PM	0	0	0	0	2	0	0	0	0	2	0	0	0	0	0	0	4	0
5:05 PM	0	0	0	0	4	0	0	0	0	3	0	0	0	0	0	0	7	0
5:10 PM	0	0	0	0	2	0	0	0	0	5	0	0	0	0	0	0	7	0
5:15 PM	0	0	0	0	3	0	0	0	0	2	0	0	0	0	0	0	5	0
5:20 PM	0	0	0	0	3	0	0	0	0	2	0	0	0	0	0	0	5	0
5:25 PM	0	0	0	0	1	0	0	0	0	4	0	0	0	0	0	0	5	0
5:30 PM	0	0	0	0	2	0	0	0	0	2	0	0	0	0	0	0	4	0
5:35 PM	0	0	0	0	4	0	0	0	0	2	0	0	0	0	0	0	6	0
5:40 PM	0	0	0	0	1	0	0	0	0	1	0	0	0	0	0	0	2	0
5:45 PM	0	0	0	0	2	0	0	0	0	1	0	0	0	0	0	0	3	0
5:50 PM	0	0	0	0	2	0	0	0	0	3	0	0	0	0	0	0	5	0
5:55 PM	0	0	0	0	1	0	0	0	0	2	0	0	0	0	0	0	3	0
HOURLY TOTALS	Southbound			Westbound			Northbound			Eastbound			Pedestrians By Approach				TOTAL	
4:00 PM	0	0	0	0	41	2	0	0	0	0	35	0	0	0	0	0	78	0
4:15 PM	0	0	0	0	44	1	0	0	0	0	38	0	0	0	0	0	83	0
4:30 PM	0	0	0	0	35	1	0	0	0	0	33	0	0	0	0	0	69	0
4:45 PM	0	0	0	0	34	1	0	0	0	0	30	0	0	0	0	0	65	0
5:00 PM	0	0	0	0	27	0	0	0	0	0	29	0	0	0	0	0	56	0

INTERSECTION: *Post Cemetery--/E 4th Plain Blvd--*
 PROJECT ID#:
 QC JOB #: 10247055

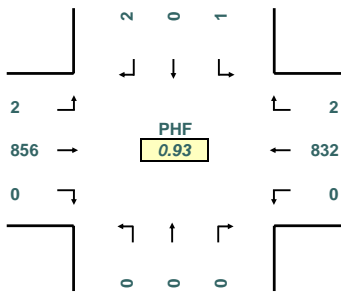
START TIME: 4:00 PM
 END TIME: 6:00 PM
 DATE: 4/10/2007



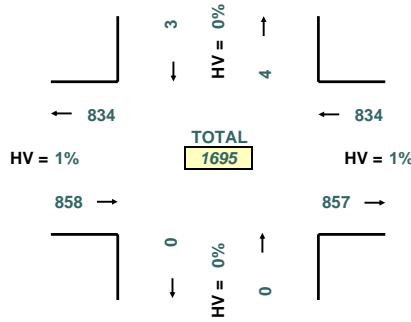
16285 SW 85th Avenue, Ste. 302
 Tigard, OR 97224
 Phone: 503-620-4242
 Fax: 503 620-4545

www.qualitycounts.net

PEAK HOUR TURNING MOVEMENTS



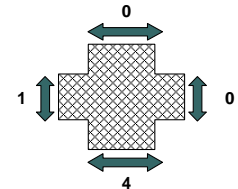
PEAK HOUR LINK VOLUMES



PEAK HOUR: 4:45 PM TO 5:45 PM

PEAK 15 MINUTES: 5:15 PM TO 5:30 PM

PEAK HOUR PED CROSSING VOLUMES



5-MINUTE COUNT PERIOD BEGINNING AT	Post Cemetery-- (Southbound)			E 4th Plain Blvd-- (Westbound)			Post Cemetery-- (Northbound)			E 4th Plain Blvd-- (Eastbound)			Crosswalk Usage (Peds By Approach)				TOTAL	
	Right	Thru	Left	Right	Thru	Left	Right	Thru	Left	Right	Thru	Left	North	East	South	West	Veh	Peds
4:00 PM	0	0	0	0	67	0	0	0	0	56	0	0	0	0	0	1	123	1
4:05 PM	1	0	0	0	79	0	0	0	0	68	1	0	0	0	1	1	149	2
4:10 PM	0	0	0	0	74	0	0	0	0	100	0	0	0	0	0	1	174	1
4:15 PM	0	0	0	0	71	0	0	0	0	60	0	0	0	0	0	0	131	0
4:20 PM	0	0	0	0	51	0	0	0	0	60	0	0	0	0	0	0	111	0
4:25 PM	0	0	0	0	75	0	0	0	0	69	0	0	0	0	1	0	144	1
4:30 PM	0	0	0	0	69	0	0	0	0	59	0	0	0	0	1	1	128	2
4:35 PM	0	0	0	0	51	0	0	0	0	74	0	0	0	0	1	1	125	2
4:40 PM	0	0	1	0	56	0	0	0	0	77	1	0	0	0	1	0	135	1
4:45 PM	0	0	0	0	71	0	0	0	0	64	0	0	0	0	0	0	135	0
4:50 PM	0	0	0	0	69	0	0	0	0	64	0	0	0	0	0	0	133	0
4:55 PM	0	0	0	1	61	0	0	0	0	69	1	0	0	0	2	0	132	2
5:00 PM	0	0	1	0	64	0	0	0	0	72	0	0	0	0	0	0	137	0
5:05 PM	0	0	0	0	77	0	0	0	0	71	0	0	0	0	1	0	148	1
5:10 PM	1	0	0	0	68	0	0	0	0	68	1	0	0	0	0	1	138	1
5:15 PM	0	0	0	0	89	0	0	0	0	75	0	0	0	0	0	0	164	0
5:20 PM	0	0	0	0	67	0	0	0	0	71	0	0	0	0	0	0	138	0
5:25 PM	0	0	0	0	67	0	0	0	0	86	0	0	0	0	0	0	153	0
5:30 PM	1	0	0	1	55	0	0	0	0	68	0	0	0	0	0	0	125	0
5:35 PM	0	0	0	0	70	0	0	0	0	72	0	0	0	0	1	0	142	1
5:40 PM	0	0	0	0	74	0	0	0	0	76	0	0	0	0	0	0	150	0
5:45 PM	0	0	0	0	49	0	0	0	0	81	0	0	0	0	0	0	130	0
5:50 PM	1	0	0	0	61	0	0	0	0	47	1	0	0	0	0	0	110	0
5:55 PM	0	0	0	0	46	0	0	0	0	67	0	0	0	0	0	1	113	1
HOURLY TOTALS	Southbound			Westbound			Northbound			Eastbound			Pedestrians By Approach				TOTAL	
	Right	Thru	Left	Right	Thru	Left	Right	Thru	Left	Right	Thru	Left	North	East	South	West	Veh	Peds
4:00 PM	1	0	1	1	794	0	0	0	0	820	3	0	0	7	5	1620	12	
4:15 PM	1	0	2	1	783	0	0	0	0	807	3	0	0	7	3	1597	10	
4:30 PM	1	0	2	1	809	0	0	0	0	850	3	0	0	6	3	1666	9	
4:45 PM	2	0	1	2	832	0	0	0	0	856	2	0	0	4	1	1695	5	
5:00 PM	3	0	1	1	787	0	0	0	0	854	2	0	0	2	2	1648	4	

INTERSECTION: *Post Cemetery--/E 4th Plain Blvd--*
 PROJECT ID#:
 QC JOB #: 10247055

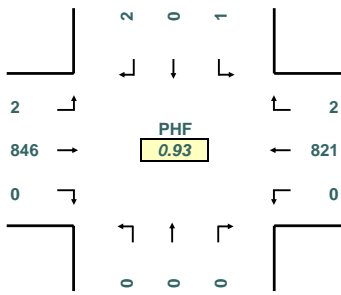
START TIME: 4:00 PM
 END TIME: 6:00 PM
 DATE: 4/10/2007



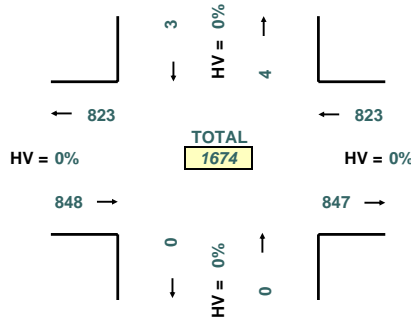
16285 SW 85th Avenue, Ste. 302
 Tigard, OR 97224
 Phone: 503-620-4242
 Fax: 503 620-4545

www.qualitycounts.net

PEAK HOUR TURNING MOVEMENTS



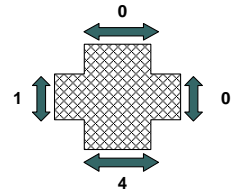
PEAK HOUR LINK VOLUMES



PEAK HOUR: 4:45 PM TO 5:45 PM

PEAK 15 MINUTES: 5:15 PM TO 5:30 PM

PEAK HOUR PED CROSSING VOLUMES



5-MINUTE COUNT PERIOD BEGINNING AT	Post Cemetery-- (Southbound)			E 4th Plain Blvd-- (Westbound)			Post Cemetery-- (Northbound)			E 4th Plain Blvd-- (Eastbound)			Crosswalk Usage (Peds By Approach)				TOTAL	
	Right	Thru	Left	Right	Thru	Left	Right	Thru	Left	Right	Thru	Left	North	East	South	West	Veh	Peds
4:00 PM	0	0	0	0	67	0	0	0	0	54	0	0	0	0	0	1	121	1
4:05 PM	1	0	0	0	79	0	0	0	0	67	1	0	0	0	1	1	148	2
4:10 PM	0	0	0	0	71	0	0	0	0	97	0	0	0	0	1	0	168	1
4:15 PM	0	0	0	0	69	0	0	0	0	60	0	0	0	0	0	0	129	0
4:20 PM	0	0	0	0	50	0	0	0	0	59	0	0	0	0	0	0	109	0
4:25 PM	0	0	0	0	74	0	0	0	0	67	0	0	0	1	0	0	141	1
4:30 PM	0	0	0	0	68	0	0	0	0	58	0	0	0	1	1	0	126	2
4:35 PM	0	0	0	0	50	0	0	0	0	70	0	0	0	0	1	1	120	2
4:40 PM	0	0	1	0	56	0	0	0	0	77	1	0	0	1	0	0	135	1
4:45 PM	0	0	0	0	70	0	0	0	0	63	0	0	0	0	0	0	133	0
4:50 PM	0	0	0	0	67	0	0	0	0	63	0	0	0	0	0	0	130	0
4:55 PM	0	0	0	1	60	0	0	0	0	68	1	0	0	2	0	0	130	2
5:00 PM	0	0	1	0	64	0	0	0	0	72	0	0	0	0	0	0	137	0
5:05 PM	0	0	0	0	77	0	0	0	0	71	0	0	0	1	0	0	148	1
5:10 PM	1	0	0	0	67	0	0	0	0	66	1	0	0	0	1	0	135	1
5:15 PM	0	0	0	0	89	0	0	0	0	75	0	0	0	0	0	0	164	0
5:20 PM	0	0	0	0	64	0	0	0	0	69	0	0	0	0	0	0	133	0
5:25 PM	0	0	0	0	67	0	0	0	0	85	0	0	0	0	0	0	152	0
5:30 PM	1	0	0	1	53	0	0	0	0	67	0	0	0	0	0	0	122	0
5:35 PM	0	0	0	0	70	0	0	0	0	71	0	0	0	1	0	0	141	1
5:40 PM	0	0	0	0	73	0	0	0	0	76	0	0	0	0	0	0	149	0
5:45 PM	0	0	0	0	49	0	0	0	0	81	0	0	0	0	0	0	130	0
5:50 PM	1	0	0	0	60	0	0	0	0	44	1	0	0	0	0	0	106	0
5:55 PM	0	0	0	0	46	0	0	0	0	66	0	0	0	0	1	0	112	1
HOURLY TOTALS	Southbound			Westbound			Northbound			Eastbound			Pedestrians By Approach				TOTAL	
4:00 PM	1	0	1	1	781	0	0	0	0	0	803	3	0	0	7	5	1590	12
4:15 PM	1	0	2	1	772	0	0	0	0	0	794	3	0	0	7	3	1573	10
4:30 PM	1	0	2	1	799	0	0	0	0	0	837	3	0	0	6	3	1643	9
4:45 PM	2	0	1	2	821	0	0	0	0	0	846	2	0	0	4	1	1674	5
5:00 PM	3	0	1	1	779	0	0	0	0	0	843	2	0	0	2	2	1629	4

INTERSECTION: *Post Cemetery--/E 4th Plain Blvd--*
 PROJECT ID#:
 QC JOB #: 10247055

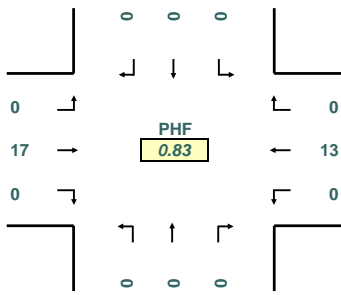
START TIME: 4:00 PM
 END TIME: 6:00 PM
 DATE: 4/10/2007



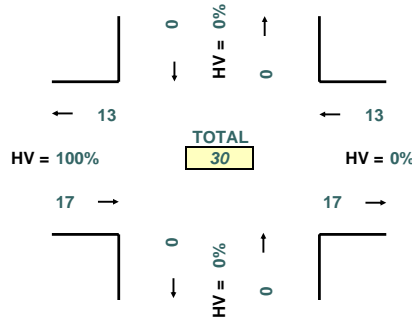
16285 SW 85th Avenue, Ste. 302
 Tigard, OR 97224
 Phone: 503-620-4242
 Fax: 503 620-4545

www.qualitycounts.net

PEAK HOUR TURNING MOVEMENTS



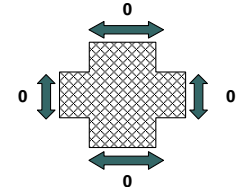
PEAK HOUR LINK VOLUMES



PEAK HOUR: 4:00 PM TO 5:00 PM

PEAK 15 MINUTES: 4:00 PM TO 4:15 PM

PEAK HOUR PED CROSSING VOLUMES



5-MINUTE COUNT PERIOD BEGINNING AT	Post Cemetery-- (Southbound)			E 4th Plain Blvd-- (Westbound)			Post Cemetery-- (Northbound)			E 4th Plain Blvd-- (Eastbound)			Crosswalk Usage (Peds By Approach)				TOTAL	
	Right	Thru	Left	Right	Thru	Left	Right	Thru	Left	Right	Thru	Left	North	East	South	West	Veh	Peds
4:00 PM	0	0	0	0	0	0	0	0	0	0	2	0	0	0	0	0	2	0
4:05 PM	0	0	0	0	0	0	0	0	0	0	1	0	0	0	0	0	1	0
4:10 PM	0	0	0	0	3	0	0	0	0	0	3	0	0	0	0	0	6	0
4:15 PM	0	0	0	0	2	0	0	0	0	0	0	0	0	0	0	0	2	0
4:20 PM	0	0	0	0	1	0	0	0	0	0	1	0	0	0	0	0	2	0
4:25 PM	0	0	0	0	1	0	0	0	0	0	2	0	0	0	0	0	3	0
4:30 PM	0	0	0	0	1	0	0	0	0	0	1	0	0	0	0	0	2	0
4:35 PM	0	0	0	0	1	0	0	0	0	0	4	0	0	0	0	0	5	0
4:40 PM	0	0	0	0	0	0	0	0	0	0	0	0	0	0	0	0	0	0
4:45 PM	0	0	0	0	1	0	0	0	0	0	1	0	0	0	0	0	2	0
4:50 PM	0	0	0	0	2	0	0	0	0	0	1	0	0	0	0	0	3	0
4:55 PM	0	0	0	0	1	0	0	0	0	0	1	0	0	0	0	0	2	0
5:00 PM	0	0	0	0	0	0	0	0	0	0	0	0	0	0	0	0	0	0
5:05 PM	0	0	0	0	0	0	0	0	0	0	0	0	0	0	0	0	0	0
5:10 PM	0	0	0	0	1	0	0	0	0	0	2	0	0	0	0	0	3	0
5:15 PM	0	0	0	0	0	0	0	0	0	0	0	0	0	0	0	0	0	0
5:20 PM	0	0	0	0	3	0	0	0	0	0	2	0	0	0	0	0	5	0
5:25 PM	0	0	0	0	0	0	0	0	0	0	1	0	0	0	0	0	1	0
5:30 PM	0	0	0	0	2	0	0	0	0	0	1	0	0	0	0	0	3	0
5:35 PM	0	0	0	0	0	0	0	0	0	0	1	0	0	0	0	0	1	0
5:40 PM	0	0	0	0	1	0	0	0	0	0	0	0	0	0	0	0	1	0
5:45 PM	0	0	0	0	0	0	0	0	0	0	0	0	0	0	0	0	0	0
5:50 PM	0	0	0	0	1	0	0	0	0	0	3	0	0	0	0	0	4	0
5:55 PM	0	0	0	0	0	0	0	0	0	0	1	0	0	0	0	0	1	0
HOURLY TOTALS	Southbound			Westbound			Northbound			Eastbound			Pedestrians By Approach				TOTAL	
	Right	Thru	Left	Right	Thru	Left	Right	Thru	Left	Right	Thru	Left	North	East	South	West	Veh	Peds
4:00 PM	0	0	0	0	13	0	0	0	0	0	17	0	0	0	0	0	30	0
4:15 PM	0	0	0	0	11	0	0	0	0	0	13	0	0	0	0	0	24	0
4:30 PM	0	0	0	0	10	0	0	0	0	0	13	0	0	0	0	0	23	0
4:45 PM	0	0	0	0	11	0	0	0	0	0	10	0	0	0	0	0	21	0
5:00 PM	0	0	0	0	8	0	0	0	0	0	11	0	0	0	0	0	19	0

INTERSECTION: *St Johns Blvd--/4th Plain Blvd--*
 PROJECT ID#:
 QC JOB #: 10247056

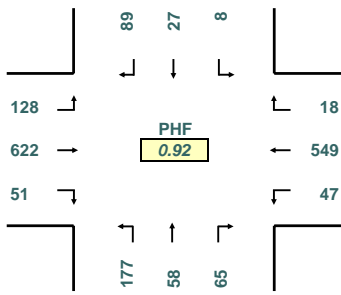
START TIME: 4:00 PM
 END TIME: 6:00 PM
 DATE: 4/10/2007



16285 SW 85th Avenue, Ste. 302
 Tigard, OR 97224
 Phone: 503-620-4242
 Fax: 503 620-4545

www.qualitycounts.net

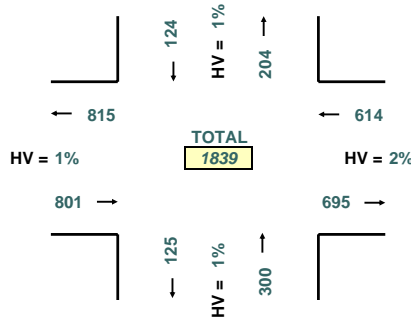
PEAK HOUR TURNING MOVEMENTS



PHF
0.92

PEAK HOUR: 4:45 PM TO 5:45 PM

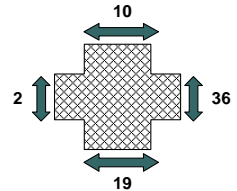
PEAK HOUR LINK VOLUMES



TOTAL
1839

PEAK 15 MINUTES: 5:15 PM TO 5:30 PM

PEAK HOUR PED CROSSING VOLUMES



5-MINUTE COUNT PERIOD BEGINNING AT	St Johns Blvd-- (Southbound)			4th Plain Blvd-- (Westbound)			St Johns Blvd-- (Northbound)			4th Plain Blvd-- (Eastbound)			Crosswalk Usage (Peds By Approach)				TOTAL	
	Right	Thru	Left	Right	Thru	Left	Right	Thru	Left	Right	Thru	Left	North	East	South	West	Veh	Peds
4:00 PM	8	0	1	1	52	3	4	3	11	4	47	8	0	4	0	0	142	4
4:05 PM	10	2	1	4	52	4	14	7	26	7	46	4	0	3	1	0	177	4
4:10 PM	10	3	1	1	27	3	14	10	24	4	66	12	0	5	0	0	175	5
4:15 PM	5	2	1	1	39	5	8	6	17	6	42	9	1	2	0	0	141	3
4:20 PM	8	1	0	0	47	3	8	6	10	5	52	16	0	2	0	0	156	2
4:25 PM	8	3	2	0	43	1	10	14	21	10	47	9	0	1	1	0	168	2
4:30 PM	8	0	0	2	49	5	7	12	19	5	50	5	1	3	1	0	162	5
4:35 PM	1	0	2	2	27	2	2	7	16	5	61	3	0	4	2	0	128	6
4:40 PM	7	3	0	2	42	3	7	7	8	7	59	20	0	1	2	0	165	3
4:45 PM	3	1	0	2	37	3	4	8	17	3	40	10	6	6	0	0	128	12
4:50 PM	10	3	0	0	51	4	6	4	12	2	58	9	1	0	3	0	159	4
4:55 PM	6	0	0	2	30	5	4	5	18	3	40	14	0	1	0	2	127	3
5:00 PM	7	2	0	0	43	5	7	5	20	4	58	8	0	3	0	0	159	3
5:05 PM	8	1	1	1	49	0	6	7	18	4	59	12	0	2	0	0	166	2
5:10 PM	12	4	0	1	29	2	6	5	21	3	35	15	1	5	2	0	133	8
5:15 PM	7	4	1	2	67	6	8	4	16	3	61	15	0	4	1	0	194	5
5:20 PM	11	4	1	1	50	4	2	5	14	6	40	9	0	1	0	0	147	1
5:25 PM	6	3	0	2	36	5	7	4	14	3	66	12	0	4	6	0	158	10
5:30 PM	5	2	2	1	46	2	9	5	9	6	57	9	1	5	6	0	153	12
5:35 PM	10	0	1	2	57	4	2	3	9	5	53	5	1	1	0	0	151	2
5:40 PM	4	3	2	4	54	7	4	3	9	9	55	10	0	4	1	0	164	5
5:45 PM	9	0	0	1	53	3	6	3	7	13	57	13	0	0	0	0	165	0
5:50 PM	3	2	0	1	37	6	5	1	12	3	45	8	0	5	0	0	123	5
5:55 PM	6	1	0	1	32	4	6	2	7	2	55	6	2	2	1	0	122	5
HOURLY TOTALS	Southbound			Westbound			Northbound			Eastbound			Pedestrians By Approach				TOTAL	
4:00 PM	84	18	8	17	496	41	88	89	199	61	608	119	9	32	10	2	1828	53
4:15 PM	83	20	6	13	486	38	75	86	197	57	601	130	10	30	11	2	1792	53
4:30 PM	86	25	5	17	510	44	66	73	193	48	627	132	9	34	17	2	1826	62
4:45 PM	89	27	8	18	549	47	65	58	177	51	622	128	10	36	19	2	1839	67
5:00 PM	88	26	8	17	553	48	68	47	156	61	641	122	5	36	17	0	1835	58

INTERSECTION: *St Johns Blvd--/4th Plain Blvd--*
 PROJECT ID#:
 QC JOB #: 10247056

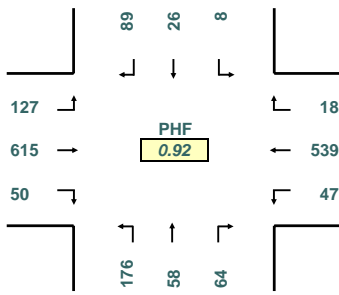
START TIME: 4:00 PM
 END TIME: 6:00 PM
 DATE: 4/10/2007



16285 SW 85th Avenue, Ste. 302
 Tigard, OR 97224
 Phone: 503-620-4242
 Fax: 503 620-4545

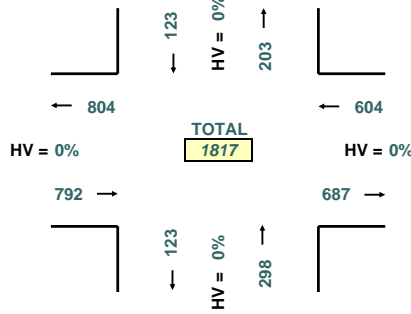
www.qualitycounts.net

PEAK HOUR TURNING MOVEMENTS



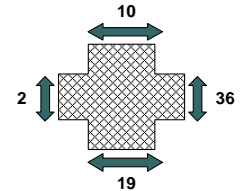
PEAK HOUR: 4:45 PM TO 5:45 PM

PEAK HOUR LINK VOLUMES



PEAK 15 MINUTES: 5:15 PM TO 5:30 PM

PEAK HOUR PED CROSSING VOLUMES



5-MINUTE COUNT PERIOD BEGINNING AT	<i>St Johns Blvd-- (Southbound)</i>			<i>4th Plain Blvd-- (Westbound)</i>			<i>St Johns Blvd-- (Northbound)</i>			<i>4th Plain Blvd-- (Eastbound)</i>			Crosswalk Usage (Peds By Approach)				TOTAL	
	Right	Thru	Left	Right	Thru	Left	Right	Thru	Left	Right	Thru	Left	North	East	South	West	Veh	Peds
4:00 PM	8	0	1	1	52	3	4	2	11	4	46	8	0	4	0	0	140	4
4:05 PM	10	1	1	4	52	4	14	7	26	7	45	4	0	3	1	0	175	4
4:10 PM	10	3	1	1	26	3	14	9	23	4	63	12	0	5	0	0	169	5
4:15 PM	5	2	1	1	38	5	8	6	17	6	42	9	1	2	0	0	140	3
4:20 PM	8	1	0	0	45	3	8	6	10	5	50	16	0	2	0	0	152	2
4:25 PM	8	3	2	0	43	1	10	14	21	9	46	9	0	1	1	0	166	2
4:30 PM	8	0	0	2	48	5	7	12	19	5	48	5	1	3	1	0	159	5
4:35 PM	1	0	2	2	25	2	2	7	16	4	60	3	0	4	2	0	124	6
4:40 PM	7	3	0	2	42	3	7	7	8	7	58	19	0	1	2	0	163	3
4:45 PM	3	1	0	2	36	3	4	8	17	3	39	10	6	6	0	0	126	12
4:50 PM	10	3	0	0	50	4	6	4	12	2	57	9	1	0	3	0	157	4
4:55 PM	6	0	0	2	30	5	4	5	17	3	39	14	0	1	0	2	125	3
5:00 PM	7	2	0	0	42	5	7	5	20	4	58	8	0	3	0	0	158	3
5:05 PM	8	1	1	1	49	0	6	7	18	4	59	12	0	2	0	0	166	2
5:10 PM	12	4	0	1	29	2	6	5	21	3	34	15	1	5	2	0	132	8
5:15 PM	7	4	1	2	66	6	8	4	16	3	60	15	0	4	1	0	192	5
5:20 PM	11	3	1	1	49	4	1	5	14	6	39	9	0	1	0	0	143	1
5:25 PM	6	3	0	2	36	5	7	4	14	2	66	12	0	4	6	0	157	10
5:30 PM	5	2	2	1	43	2	9	5	9	6	57	8	1	5	6	0	149	12
5:35 PM	10	0	1	2	56	4	2	3	9	5	52	5	1	1	0	0	149	2
5:40 PM	4	3	2	4	53	7	4	3	9	9	55	10	0	4	1	0	163	5
5:45 PM	9	0	0	1	53	3	6	2	7	13	56	13	0	0	0	0	163	0
5:50 PM	3	2	0	1	35	6	5	1	11	3	42	8	0	5	0	0	117	5
5:55 PM	6	1	0	1	32	4	6	2	7	2	54	6	2	2	1	0	121	5
HOURLY TOTALS	Southbound			Westbound			Northbound			Eastbound			Pedestrians By Approach				TOTAL	
4:00 PM	84	17	8	17	487	41	88	87	197	59	593	118	9	32	10	2	1796	53
4:15 PM	83	20	6	13	477	38	75	86	196	55	590	129	10	30	11	2	1768	53
4:30 PM	86	24	5	17	502	44	65	73	192	46	617	131	9	34	17	2	1802	62
4:45 PM	89	26	8	18	539	47	64	58	176	50	615	127	10	36	19	2	1817	67
5:00 PM	88	25	8	17	543	48	67	46	155	60	632	121	5	36	17	0	1810	58

INTERSECTION: *St Johns Blvd--/4th Plain Blvd--*
 PROJECT ID#:
 QC JOB #: 10247056

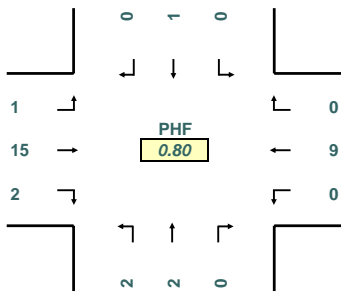
START TIME: 4:00 PM
 END TIME: 6:00 PM
 DATE: 4/10/2007



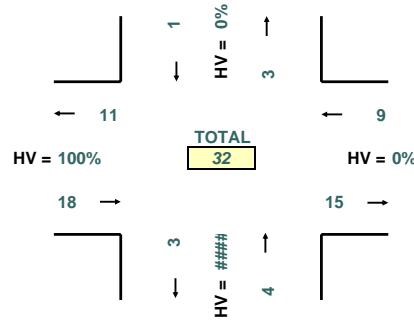
16285 SW 85th Avenue, Ste. 302
 Tigard, OR 97224
 Phone: 503-620-4242
 Fax: 503 620-4545

www.qualitycounts.net

PEAK HOUR TURNING MOVEMENTS



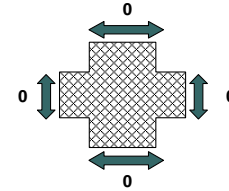
PEAK HOUR LINK VOLUMES



PEAK HOUR: 4:00 PM TO 5:00 PM

PEAK 15 MINUTES: 4:00 PM TO 4:15 PM

PEAK HOUR PED CROSSING VOLUMES



5-MINUTE COUNT PERIOD BEGINNING AT	<i>St Johns Blvd-- (Southbound)</i>			<i>4th Plain Blvd-- (Westbound)</i>			<i>St Johns Blvd-- (Northbound)</i>			<i>4th Plain Blvd-- (Eastbound)</i>			Crosswalk Usage (Peds By Approach)				TOTAL	
	Right	Thru	Left	Right	Thru	Left	Right	Thru	Left	Right	Thru	Left	North	East	South	West	Veh	Peds
4:00 PM	0	0	0	0	0	0	0	1	0	0	0	1	0	0	0	0	2	0
4:05 PM	0	1	0	0	0	0	0	0	0	0	0	1	0	0	0	0	2	0
4:10 PM	0	0	0	0	1	0	0	1	1	0	3	0	0	0	0	0	6	0
4:15 PM	0	0	0	0	1	0	0	0	0	0	0	0	0	0	0	0	1	0
4:20 PM	0	0	0	0	2	0	0	0	0	0	2	0	0	0	0	0	4	0
4:25 PM	0	0	0	0	0	0	0	0	0	1	1	0	0	0	0	0	2	0
4:30 PM	0	0	0	0	1	0	0	0	0	0	2	0	0	0	0	0	3	0
4:35 PM	0	0	0	0	2	0	0	0	0	1	1	0	0	0	0	0	4	0
4:40 PM	0	0	0	0	0	0	0	0	0	0	1	1	0	0	0	0	2	0
4:45 PM	0	0	0	0	1	0	0	0	0	0	1	0	0	0	0	0	2	0
4:50 PM	0	0	0	0	1	0	0	0	0	0	1	0	0	0	0	0	2	0
4:55 PM	0	0	0	0	0	0	0	0	1	0	1	0	0	0	0	0	2	0
5:00 PM	0	0	0	0	1	0	0	0	0	0	0	0	0	0	0	0	1	0
5:05 PM	0	0	0	0	0	0	0	0	0	0	0	0	0	0	0	0	0	0
5:10 PM	0	0	0	0	0	0	0	0	0	0	1	0	0	0	0	0	1	0
5:15 PM	0	0	0	0	1	0	0	0	0	0	1	0	0	0	0	0	2	0
5:20 PM	0	1	0	0	1	0	1	0	0	0	1	0	0	0	0	0	4	0
5:25 PM	0	0	0	0	0	0	0	0	0	1	0	0	0	0	0	0	1	0
5:30 PM	0	0	0	0	3	0	0	0	0	0	0	1	0	0	0	0	4	0
5:35 PM	0	0	0	0	1	0	0	0	0	0	1	0	0	0	0	0	2	0
5:40 PM	0	0	0	0	1	0	0	0	0	0	0	0	0	0	0	0	1	0
5:45 PM	0	0	0	0	0	0	0	1	0	0	1	0	0	0	0	0	2	0
5:50 PM	0	0	0	0	2	0	0	0	1	0	3	0	0	0	0	0	6	0
5:55 PM	0	0	0	0	0	0	0	0	0	0	1	0	0	0	0	0	1	0
HOURLY TOTALS	Southbound			Westbound			Northbound			Eastbound			Pedestrians By Approach				TOTAL	
4:00 PM	0	1	0	0	9	0	0	2	2	2	15	1	0	0	0	0	32	0
4:15 PM	0	0	0	0	9	0	0	0	1	2	11	1	0	0	0	0	24	0
4:30 PM	0	1	0	0	8	0	1	0	1	2	10	1	0	0	0	0	24	0
4:45 PM	0	1	0	0	10	0	1	0	1	1	7	1	0	0	0	0	22	0
5:00 PM	0	1	0	0	10	0	1	1	1	1	9	1	0	0	0	0	25	0

INTERSECTION: Fort Vancouver Way--/Clark College Entrance--
 PROJECT ID#: 10247057
 QC JOB #: 10247057

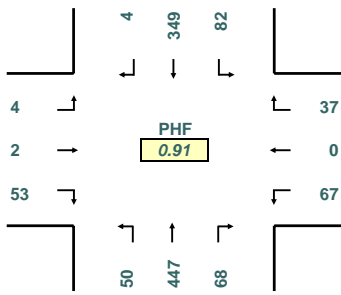
START TIME: 4:00 PM
 END TIME: 6:00 PM
 DATE: 4/10/2007



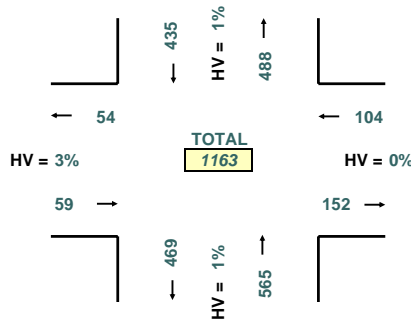
16285 SW 85th Avenue, Ste. 302
 Tigard, OR 97224
 Phone: 503-620-4242
 Fax: 503 620-4545

www.qualitycounts.net

PEAK HOUR TURNING MOVEMENTS



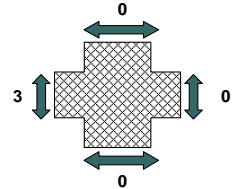
PEAK HOUR LINK VOLUMES



PEAK HOUR: 5:00 PM TO 6:00 PM

PEAK 15 MINUTES: 5:00 PM TO 5:15 PM

PEAK HOUR PED CROSSING VOLUMES



5-MINUTE COUNT PERIOD BEGINNING AT	Fort Vancouver Way-- (Southbound)			Clark College Entrance-- (Westbound)			Fort Vancouver Way-- (Northbound)			Opposite Clark College-- (Eastbound)			Crosswalk Usage (Peds By Approach)				TOTAL	
	Right	Thru	Left	Right	Thru	Left	Right	Thru	Left	Right	Thru	Left	North	East	South	West	Veh	Peds
4:00 PM	1	45	7	7	0	1	3	31	6	7	1	1	0	0	0	0	110	0
4:05 PM	1	25	8	5	0	4	3	32	6	3	0	0	0	0	0	0	87	0
4:10 PM	0	20	2	2	0	4	0	20	1	5	0	0	0	0	0	1	54	1
4:15 PM	1	22	5	2	0	4	0	27	1	8	0	0	0	0	0	0	70	0
4:20 PM	0	22	3	1	0	2	3	19	4	3	0	0	0	2	0	1	57	3
4:25 PM	0	26	3	3	0	3	0	27	4	6	0	0	0	0	0	0	72	0
4:30 PM	2	28	4	4	0	8	1	29	6	6	0	0	0	0	0	0	88	0
4:35 PM	1	20	3	1	0	3	1	30	7	6	0	0	0	1	0	0	72	1
4:40 PM	0	26	5	0	0	1	2	28	9	6	0	0	0	0	0	0	77	0
4:45 PM	0	24	3	0	0	1	2	29	5	1	0	0	2	0	0	0	65	2
4:50 PM	0	17	8	2	0	9	0	29	8	6	0	0	0	0	0	0	79	0
4:55 PM	1	19	9	4	0	6	7	27	0	3	0	0	2	0	0	0	76	2
5:00 PM	0	25	4	4	0	2	4	37	9	2	0	1	0	0	0	0	88	0
5:05 PM	0	23	6	4	0	5	3	58	2	9	1	1	0	0	0	0	112	0
5:10 PM	0	40	6	1	0	4	6	55	4	2	0	0	0	0	0	0	118	0
5:15 PM	0	32	7	3	0	11	5	37	2	4	0	0	0	0	0	0	101	0
5:20 PM	1	17	10	4	0	7	6	36	2	5	0	0	0	0	0	0	88	0
5:25 PM	0	38	8	5	0	4	8	39	3	4	0	1	0	0	0	0	110	0
5:30 PM	1	31	4	5	0	13	11	23	5	7	1	1	0	0	0	0	102	0
5:35 PM	0	25	5	3	0	7	3	35	4	7	0	0	0	0	0	0	89	0
5:40 PM	0	31	9	3	0	4	5	28	4	4	0	0	0	0	0	0	88	0
5:45 PM	2	31	10	2	0	7	6	25	4	3	0	0	0	0	0	0	90	0
5:50 PM	0	29	9	2	0	0	4	41	7	5	0	0	0	0	0	0	97	0
5:55 PM	0	27	4	1	0	3	7	33	4	1	0	0	0	0	3	80	3	
HOURLY TOTALS	Southbound			Westbound			Northbound			Eastbound			Pedestrians By Approach				TOTAL	
4:00 PM	7	294	60	31	0	46	22	328	57	60	1	1	0	7	0	2	907	9
4:15 PM	5	292	59	26	0	48	29	395	59	58	1	2	0	7	0	1	974	8
4:30 PM	5	309	73	32	0	61	45	434	57	54	1	3	0	5	0	0	1074	5
4:45 PM	3	322	79	38	0	73	60	433	48	54	2	4	0	4	0	0	1116	4
5:00 PM	4	349	82	37	0	67	68	447	50	53	2	4	0	0	0	3	1163	3

INTERSECTION: Fort Vancouver Way--/Clark College--
 PROJECT ID#:
 QC JOB #: 10247057

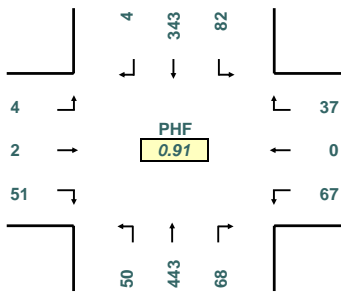
START TIME: 4:00 PM
 END TIME: 6:00 PM
 DATE: 4/10/2007



16285 SW 85th Avenue, Ste. 302
 Tigard, OR 97224
 Phone: 503-620-4242
 Fax: 503 620-4545

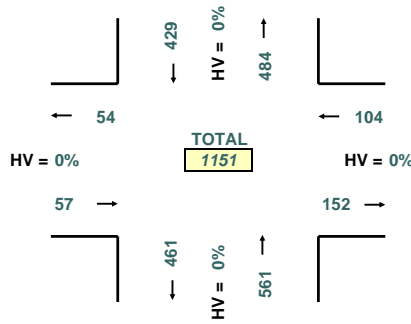
www.qualitycounts.net

PEAK HOUR TURNING MOVEMENTS



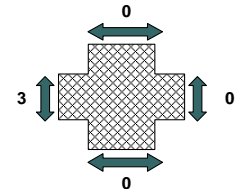
PEAK HOUR: 5:00 PM TO 6:00 PM

PEAK HOUR LINK VOLUMES



PEAK 15 MINUTES: 5:00 PM TO 5:15 PM

PEAK HOUR PED CROSSING VOLUMES



5-MINUTE COUNT PERIOD BEGINNING AT	Fort Vancouver Way-- (Southbound)			Clark College-- (Westbound)			Fort Vancouver Way-- (Northbound)			Opposite Clark College-- (Eastbound)			Crosswalk Usage (Peds By Approach)				TOTAL	
	Right	Thru	Left	Right	Thru	Left	Right	Thru	Left	Right	Thru	Left	North	East	South	West	Veh	Peds
4:00 PM	1	44	7	7	0	1	3	31	6	7	1	1	0	0	0	0	109	0
4:05 PM	1	25	8	5	0	4	3	32	6	3	0	0	0	0	0	0	87	0
4:10 PM	0	19	2	2	0	4	0	18	1	4	0	0	0	0	0	1	50	1
4:15 PM	1	22	5	2	0	4	0	25	1	7	0	0	0	0	0	0	67	0
4:20 PM	0	22	3	1	0	2	3	19	4	3	0	0	0	2	0	1	57	3
4:25 PM	0	23	3	3	0	3	0	26	4	5	0	0	0	0	0	0	67	0
4:30 PM	2	28	4	4	0	8	1	29	6	6	0	0	0	0	0	0	88	0
4:35 PM	1	20	3	1	0	3	1	29	7	6	0	0	0	1	0	0	71	1
4:40 PM	0	26	5	0	0	1	2	28	8	6	0	0	0	0	0	0	76	0
4:45 PM	0	23	3	0	0	1	2	28	5	1	0	0	0	2	0	0	63	2
4:50 PM	0	17	8	2	0	9	0	29	8	6	0	0	0	0	0	0	79	0
4:55 PM	1	18	9	4	0	6	7	27	0	3	0	0	0	2	0	0	75	2
5:00 PM	0	25	4	4	0	2	4	37	9	2	0	1	0	0	0	0	88	0
5:05 PM	0	22	6	4	0	5	3	58	2	9	1	1	0	0	0	0	111	0
5:10 PM	0	39	6	1	0	4	6	55	4	2	0	0	0	0	0	0	117	0
5:15 PM	0	31	7	3	0	11	5	36	2	4	0	0	0	0	0	0	99	0
5:20 PM	1	17	10	4	0	7	6	36	2	4	0	0	0	0	0	0	87	0
5:25 PM	0	37	8	5	0	4	8	39	3	4	0	1	0	0	0	0	109	0
5:30 PM	1	30	4	5	0	13	11	22	5	7	1	1	0	0	0	0	100	0
5:35 PM	0	25	5	3	0	7	3	34	4	6	0	0	0	0	0	0	87	0
5:40 PM	0	31	9	3	0	4	5	28	4	4	0	0	0	0	0	0	88	0
5:45 PM	2	31	10	2	0	7	6	24	4	3	0	0	0	0	0	0	89	0
5:50 PM	0	28	9	2	0	0	4	41	7	5	0	0	0	0	0	0	96	0
5:55 PM	0	27	4	1	0	3	7	33	4	1	0	0	0	0	3	80	3	
HOURLY TOTALS	Southbound			Westbound			Northbound			Eastbound			Pedestrians By Approach				TOTAL	
4:00 PM	7	287	60	31	0	46	22	321	56	57	1	1	0	7	0	2	889	9
4:15 PM	5	285	59	26	0	48	29	390	58	56	1	2	0	7	0	1	959	8
4:30 PM	5	303	73	32	0	61	45	431	56	53	1	3	0	5	0	0	1063	5
4:45 PM	3	315	79	38	0	73	60	429	48	52	2	4	0	4	0	0	1103	4
5:00 PM	4	343	82	37	0	67	68	443	50	51	2	4	0	0	0	3	1151	3

INTERSECTION: Fort Vancouver Way--/Clark College Entrance--
 PROJECT ID#:
 QC JOB #: 10247057

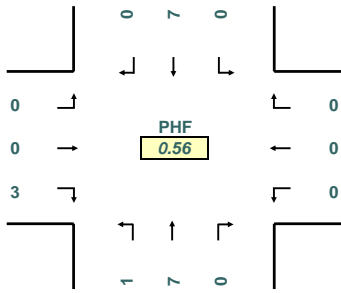
START TIME: 4:00 PM
 END TIME: 6:00 PM
 DATE: 4/10/2007



16285 SW 85th Avenue, Ste. 302
 Tigard, OR 97224
 Phone: 503-620-4242
 Fax: 503 620-4545

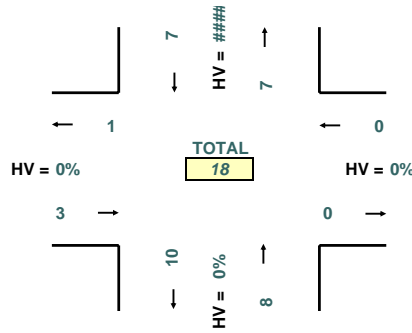
www.qualitycounts.net

PEAK HOUR TURNING MOVEMENTS



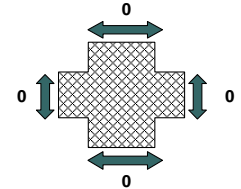
PEAK HOUR: 4:00 PM TO 5:00 PM

PEAK HOUR LINK VOLUMES



PEAK 15 MINUTES: 4:15 PM TO 4:30 PM

PEAK HOUR PED CROSSING VOLUMES



5-MINUTE COUNT PERIOD BEGINNING AT	Fort Vancouver Way-- (Southbound)			Clark College Entrance-- (Westbound)			Fort Vancouver Way-- (Northbound)			Opposite Clark College-- (Eastbound)			Crosswalk Usage (Peds By Approach)				TOTAL	
	Right	Thru	Left	Right	Thru	Left	Right	Thru	Left	Right	Thru	Left	North	East	South	West	Veh	Peds
4:00 PM	0	1	0	0	0	0	0	0	0	0	0	0	0	0	0	0	1	0
4:05 PM	0	0	0	0	0	0	0	0	0	0	0	0	0	0	0	0	0	0
4:10 PM	0	1	0	0	0	0	0	0	2	0	1	0	0	0	0	0	4	0
4:15 PM	0	0	0	0	0	0	0	0	2	0	1	0	0	0	0	0	3	0
4:20 PM	0	0	0	0	0	0	0	0	0	0	0	0	0	0	0	0	0	0
4:25 PM	0	3	0	0	0	0	0	0	1	0	1	0	0	0	0	0	5	0
4:30 PM	0	0	0	0	0	0	0	0	0	0	0	0	0	0	0	0	0	0
4:35 PM	0	0	0	0	0	0	0	0	1	0	0	0	0	0	0	0	1	0
4:40 PM	0	0	0	0	0	0	0	0	0	1	0	0	0	0	0	0	1	0
4:45 PM	0	1	0	0	0	0	0	0	1	0	0	0	0	0	0	0	2	0
4:50 PM	0	0	0	0	0	0	0	0	0	0	0	0	0	0	0	0	0	0
4:55 PM	0	1	0	0	0	0	0	0	0	0	0	0	0	0	0	0	1	0
5:00 PM	0	0	0	0	0	0	0	0	0	0	0	0	0	0	0	0	0	0
5:05 PM	0	1	0	0	0	0	0	0	0	0	0	0	0	0	0	0	1	0
5:10 PM	0	1	0	0	0	0	0	0	0	0	0	0	0	0	0	0	1	0
5:15 PM	0	1	0	0	0	0	0	0	1	0	0	0	0	0	0	0	2	0
5:20 PM	0	0	0	0	0	0	0	0	0	0	1	0	0	0	0	0	1	0
5:25 PM	0	1	0	0	0	0	0	0	0	0	0	0	0	0	0	0	1	0
5:30 PM	0	1	0	0	0	0	0	0	1	0	0	0	0	0	0	0	2	0
5:35 PM	0	0	0	0	0	0	0	0	1	0	1	0	0	0	0	0	2	0
5:40 PM	0	0	0	0	0	0	0	0	0	0	0	0	0	0	0	0	0	0
5:45 PM	0	0	0	0	0	0	0	0	1	0	0	0	0	0	0	0	1	0
5:50 PM	0	1	0	0	0	0	0	0	0	0	0	0	0	0	0	0	1	0
5:55 PM	0	0	0	0	0	0	0	0	0	0	0	0	0	0	0	0	0	0
HOURLY TOTALS	Southbound			Westbound			Northbound			Eastbound			Pedestrians By Approach				TOTAL	
	Right	Thru	Left	Right	Thru	Left	Right	Thru	Left	Right	Thru	Left	North	East	South	West	Veh	Peds
4:00 PM	0	7	0	0	0	0	0	7	1	3	0	0	0	0	0	0	18	0
4:15 PM	0	7	0	0	0	0	0	5	1	2	0	0	0	0	0	0	15	0
4:30 PM	0	6	0	0	0	0	0	3	1	1	0	0	0	0	0	0	11	0
4:45 PM	0	7	0	0	0	0	0	4	0	2	0	0	0	0	0	0	13	0
5:00 PM	0	6	0	0	0	0	0	4	0	2	0	0	0	0	0	0	12	0

INTERSECTION: *Ft Vancouver Way--/E 4th Plain Blvd--*
 PROJECT ID#:
 QC JOB #: 10247058

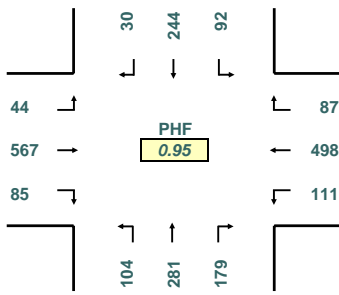
START TIME: 4:00 PM
 END TIME: 6:00 PM
 DATE: 4/10/2007



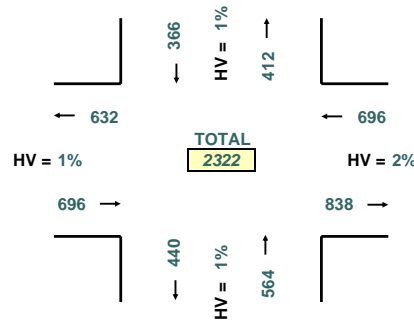
16285 SW 85th Avenue, Ste. 302
 Tigard, OR 97224
 Phone: 503-620-4242
 Fax: 503 620-4545

www.qualitycounts.net

PEAK HOUR TURNING MOVEMENTS



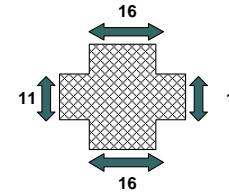
PEAK HOUR LINK VOLUMES



PEAK HOUR: 4:45 PM TO 5:45 PM

PEAK 15 MINUTES: 5:30 PM TO 5:45 PM

PEAK HOUR PED CROSSING VOLUMES



5-MINUTE COUNT PERIOD BEGINNING AT	<i>Ft Vancouver Way--</i> (Southbound)			<i>E 4th Plain Blvd--</i> (Westbound)			<i>Ft Vancouver Way--</i> (Northbound)			<i>E 4th Plain Blvd--</i> (Eastbound)			Crosswalk Usage (Peds By Approach)				TOTAL	
	Right	Thru	Left	Right	Thru	Left	Right	Thru	Left	Right	Thru	Left	North	East	South	West	Veh	Peds
4:00 PM	3	33	10	6	38	9	6	33	11	3	36	1	0	1	2	2	189	5
4:05 PM	0	15	2	3	41	6	12	26	13	6	52	1	1	0	1	0	177	2
4:10 PM	2	16	7	5	44	6	8	20	3	10	75	3	0	0	0	0	199	0
4:15 PM	0	13	9	5	30	6	13	14	3	4	37	3	2	0	0	0	137	2
4:20 PM	4	12	5	10	53	9	12	8	0	6	50	3	3	2	2	3	172	10
4:25 PM	1	13	4	9	35	5	8	19	7	4	51	2	4	1	2	3	158	10
4:30 PM	2	16	4	7	41	15	17	18	6	1	49	5	2	0	0	0	181	2
4:35 PM	1	16	12	5	39	5	9	14	9	8	59	6	2	0	2	0	183	4
4:40 PM	1	15	13	9	27	11	9	16	7	4	49	6	2	0	2	2	167	6
4:45 PM	1	14	11	10	44	8	11	17	2	9	45	2	2	0	1	0	174	3
4:50 PM	3	18	8	8	41	10	11	22	10	8	38	5	1	0	0	0	182	1
4:55 PM	4	18	4	10	40	11	6	21	6	5	42	3	1	0	2	4	170	7
5:00 PM	2	12	8	5	44	6	19	20	5	4	58	3	0	0	0	0	186	0
5:05 PM	2	24	8	3	33	8	28	27	8	4	55	3	4	0	0	0	203	4
5:10 PM	0	30	8	3	36	15	24	37	4	5	41	2	1	0	2	2	205	5
5:15 PM	1	16	13	10	57	6	14	23	16	4	51	8	2	0	2	1	219	5
5:20 PM	2	26	6	6	34	10	17	23	9	8	34	1	0	0	1	0	176	1
5:25 PM	6	12	6	12	33	12	16	27	13	17	37	5	1	0	1	2	196	4
5:30 PM	2	29	5	8	37	2	15	18	11	8	62	3	0	0	2	0	200	2
5:35 PM	5	17	7	3	53	5	11	25	13	6	59	6	4	1	2	0	210	7
5:40 PM	2	28	8	9	46	18	7	21	7	7	45	3	0	0	3	2	201	5
5:45 PM	1	28	6	8	44	9	5	11	7	13	42	8	1	0	1	1	182	3
5:50 PM	1	34	3	3	41	6	10	24	5	9	40	2	1	0	2	0	178	3
5:55 PM	4	9	11	9	30	10	8	17	4	3	51	7	4	2	1	0	163	7
HOURLY TOTALS	Southbound			Westbound			Northbound			Eastbound			Pedestrians By Approach				TOTAL	
	Right	Thru	Left	Right	Thru	Left	Right	Thru	Left	Right	Thru	Left	North	East	South	West	Veh	Peds
4:00 PM	22	199	89	87	473	101	122	228	77	68	583	40	20	4	14	14	2089	52
4:15 PM	21	201	94	84	463	109	167	233	67	62	574	43	24	3	13	14	2118	54
4:30 PM	25	217	101	88	469	117	181	265	95	77	558	49	18	0	13	11	2242	42
4:45 PM	30	244	92	87	498	111	179	281	104	85	567	44	16	1	16	11	2322	44
5:00 PM	28	265	89	79	488	107	174	273	102	88	575	51	18	3	17	8	2319	46

INTERSECTION: *Ft Vancouver Way--/E 4th Plain Blvd--*
 PROJECT ID#:
 QC JOB #: 10247058

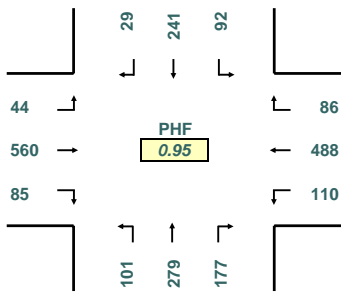
START TIME: 4:00 PM
 END TIME: 6:00 PM
 DATE: 4/10/2007



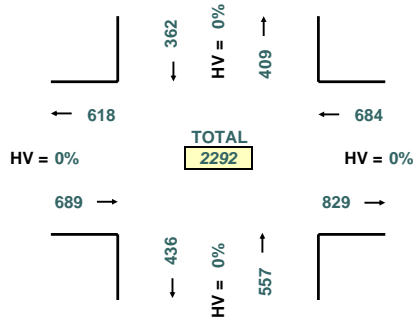
16285 SW 85th Avenue, Ste. 302
 Tigard, OR 97224
 Phone: 503-620-4242
 Fax: 503 620-4545

www.qualitycounts.net

PEAK HOUR TURNING MOVEMENTS



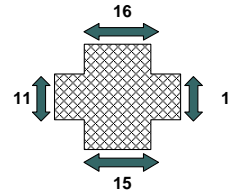
PEAK HOUR LINK VOLUMES



PEAK HOUR: 4:45 PM TO 5:45 PM

PEAK 15 MINUTES: 5:30 PM TO 5:45 PM

PEAK HOUR PED CROSSING VOLUMES



5-MINUTE COUNT PERIOD BEGINNING AT	Ft Vancouver Way-- (Southbound)			E 4th Plain Blvd-- (Westbound)			Ft Vancouver Way-- (Northbound)			E 4th Plain Blvd-- (Eastbound)			Crosswalk Usage (Peds By Approach)				TOTAL	
	Right	Thru	Left	Right	Thru	Left	Right	Thru	Left	Right	Thru	Left	North	East	South	West	Veh	Peds
4:00 PM	3	32	10	5	38	9	5	32	11	3	36	1	0	1	2	2	185	5
4:05 PM	0	15	2	3	41	6	12	26	13	6	51	1	1	0	1	0	176	2
4:10 PM	2	16	7	5	41	5	6	20	3	10	72	3	0	0	0	0	190	0
4:15 PM	0	13	9	5	28	6	13	13	3	4	37	3	2	0	0	0	134	2
4:20 PM	4	12	5	10	52	9	12	7	0	6	49	3	3	2	2	3	169	10
4:25 PM	1	12	4	9	35	4	8	19	6	3	49	2	4	1	2	3	152	10
4:30 PM	2	16	4	7	41	15	17	18	5	1	48	5	2	0	0	0	179	2
4:35 PM	1	16	11	5	38	5	8	14	9	8	58	6	2	0	2	0	179	4
4:40 PM	1	15	12	9	27	11	9	16	7	4	48	6	2	0	2	2	165	6
4:45 PM	1	14	11	10	43	8	11	17	2	9	45	2	2	0	1	0	173	3
4:50 PM	3	18	8	8	39	10	11	21	10	8	38	5	1	0	0	0	179	1
4:55 PM	4	17	4	10	40	11	6	21	6	5	40	3	1	0	2	4	167	7
5:00 PM	2	12	8	5	44	6	19	20	5	4	58	3	0	0	0	0	186	0
5:05 PM	2	24	8	3	33	8	28	27	8	4	55	3	4	0	0	0	203	4
5:10 PM	0	30	8	3	35	14	24	37	4	5	40	2	1	0	2	2	202	5
5:15 PM	0	16	13	9	56	6	14	22	15	4	50	8	2	0	2	1	213	5
5:20 PM	2	26	6	6	32	10	17	23	9	8	33	1	0	0	1	0	173	1
5:25 PM	6	11	6	12	33	12	16	27	11	17	36	5	1	0	1	2	192	4
5:30 PM	2	28	5	8	35	2	14	18	11	8	62	3	0	0	2	0	196	2
5:35 PM	5	17	7	3	52	5	11	25	13	6	59	6	4	1	2	0	209	7
5:40 PM	2	28	8	9	46	18	6	21	7	7	44	3	0	0	2	2	199	4
5:45 PM	1	28	6	8	43	9	5	11	7	13	42	8	1	0	0	1	181	2
5:50 PM	1	34	3	3	40	6	10	23	5	9	37	2	1	0	2	0	173	3
5:55 PM	4	9	11	9	30	10	8	17	4	3	50	7	4	2	1	0	162	7
HOURLY TOTALS	Southbound			Westbound			Northbound			Eastbound			Pedestrians By Approach				TOTAL	
4:00 PM	22	196	87	86	463	99	118	224	75	67	571	40	20	4	14	14	2048	52
4:15 PM	21	199	92	84	455	107	166	230	65	61	565	43	24	3	13	14	2088	54
4:30 PM	24	215	99	87	461	116	180	263	91	77	549	49	18	0	13	11	2211	42
4:45 PM	29	241	92	86	488	110	177	279	101	85	560	44	16	1	15	11	2292	43
5:00 PM	27	263	89	78	479	106	172	271	99	88	566	51	18	3	15	8	2289	44

INTERSECTION: *Ft Vancouver Way--/E 4th Plain Blvd--*
 PROJECT ID#: _____
 QC JOB #: 10247058

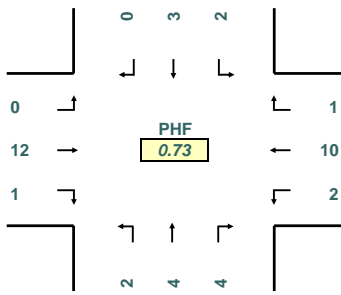
START TIME: 4:00 PM
 END TIME: 6:00 PM
 DATE: 4/10/2007



16285 SW 85th Avenue, Ste. 302
 Tigard, OR 97224
 Phone: 503-620-4242
 Fax: 503 620-4545

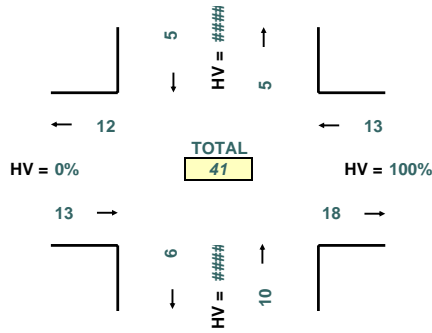
www.qualitycounts.net

PEAK HOUR TURNING MOVEMENTS



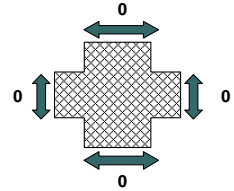
PEAK HOUR: 4:00 PM TO 5:00 PM

PEAK HOUR LINK VOLUMES



PEAK 15 MINUTES: 4:00 PM TO 4:15 PM

PEAK HOUR PED CROSSING VOLUMES



5-MINUTE COUNT PERIOD BEGINNING AT	<i>Ft Vancouver Way-- (Southbound)</i>			<i>E 4th Plain Blvd-- (Westbound)</i>			<i>Ft Vancouver Way-- (Northbound)</i>			<i>E 4th Plain Blvd-- (Eastbound)</i>			Crosswalk Usage (Peds By Approach)				TOTAL	
	Right	Thru	Left	Right	Thru	Left	Right	Thru	Left	Right	Thru	Left	North	East	South	West	Veh	Peds
4:00 PM	0	1	0	1	0	0	1	1	0	0	0	0	0	0	0	0	4	0
4:05 PM	0	0	0	0	0	0	0	0	0	0	1	0	0	0	0	0	1	0
4:10 PM	0	0	0	0	3	1	2	0	0	0	3	0	0	0	0	0	9	0
4:15 PM	0	0	0	0	2	0	0	1	0	0	0	0	0	0	0	0	3	0
4:20 PM	0	0	0	0	1	0	0	1	0	0	1	0	0	0	0	0	3	0
4:25 PM	0	1	0	0	0	1	0	0	1	1	2	0	0	0	0	0	6	0
4:30 PM	0	0	0	0	0	0	0	0	1	0	1	0	0	0	0	0	2	0
4:35 PM	0	0	1	0	1	0	1	0	0	0	1	0	0	0	0	0	4	0
4:40 PM	0	0	1	0	0	0	0	0	0	0	1	0	0	0	0	0	2	0
4:45 PM	0	0	0	0	1	0	0	0	0	0	0	0	0	0	0	0	1	0
4:50 PM	0	0	0	0	2	0	0	1	0	0	0	0	0	0	0	0	3	0
4:55 PM	0	1	0	0	0	0	0	0	0	0	2	0	0	0	0	0	3	0
5:00 PM	0	0	0	0	0	0	0	0	0	0	0	0	0	0	0	0	0	0
5:05 PM	0	0	0	0	0	0	0	0	0	0	0	0	0	0	0	0	0	0
5:10 PM	0	0	0	0	1	1	0	0	0	0	1	0	0	0	0	0	3	0
5:15 PM	1	0	0	1	1	0	0	1	1	0	1	0	0	0	0	0	6	0
5:20 PM	0	0	0	0	2	0	0	0	0	0	1	0	0	0	0	0	3	0
5:25 PM	0	1	0	0	0	0	0	0	2	0	1	0	0	0	0	0	4	0
5:30 PM	0	1	0	0	2	0	1	0	0	0	0	0	0	0	0	0	4	0
5:35 PM	0	0	0	0	1	0	0	0	0	0	0	0	0	0	0	0	1	0
5:40 PM	0	0	0	0	0	0	1	0	0	0	1	0	0	0	1	0	2	1
5:45 PM	0	0	0	0	1	0	0	0	0	0	0	0	0	1	0	0	1	1
5:50 PM	0	0	0	0	1	0	0	1	0	0	3	0	0	0	0	0	5	0
5:55 PM	0	0	0	0	0	0	0	0	0	0	1	0	0	0	0	0	1	0
HOURLY TOTALS	Southbound			Westbound			Northbound			Eastbound			Pedestrians By Approach				TOTAL	
	Right	Thru	Left	Right	Thru	Left	Right	Thru	Left	Right	Thru	Left	North	East	South	West	Veh	Peds
4:00 PM	0	3	2	1	10	2	4	4	2	1	12	0	0	0	0	0	41	0
4:15 PM	0	2	2	0	8	2	1	3	2	1	9	0	0	0	0	0	30	0
4:30 PM	1	2	2	1	8	1	1	2	4	0	9	0	0	0	0	0	31	0
4:45 PM	1	3	0	1	10	1	2	2	3	0	7	0	0	0	1	0	30	1
5:00 PM	1	2	0	1	9	1	2	2	3	0	9	0	0	0	2	0	30	2

INTERSECTION: *Main St/ Broadway St--/St 29th St--*
 PROJECT ID#:
 QC JOB #: 10247044

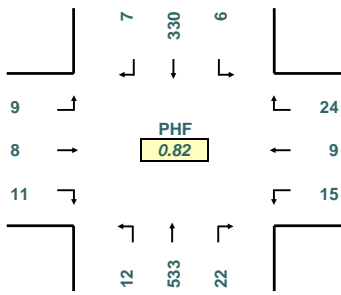
START TIME: 4:00 PM
 END TIME: 6:00 PM
 DATE: 4/10/2007



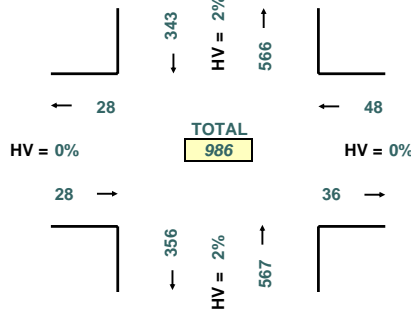
16285 SW 85th Avenue, Ste. 302
 Tigard, OR 97224
 Phone: 503-620-4242
 Fax: 503 620-4545

www.qualitycounts.net

PEAK HOUR TURNING MOVEMENTS



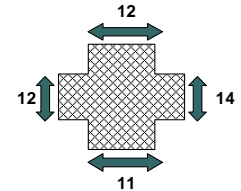
PEAK HOUR LINK VOLUMES



PEAK HOUR: 4:45 PM TO 5:45 PM

PEAK 15 MINUTES: 5:00 PM TO 5:15 PM

PEAK HOUR PED CROSSING VOLUMES



5-MINUTE COUNT PERIOD BEGINNING AT	Main St/ Broadway St-- (Southbound)			St 29th St-- (Westbound)			Main St/ Broadway St-- (Northbound)			St 29th St-- (Eastbound)			Crosswalk Usage (Peds By Approach)				TOTAL	
	Right	Thru	Left	Right	Thru	Left	Right	Thru	Left	Right	Thru	Left	North	East	South	West	Veh	Peds
4:00 PM	2	23	2	2	0	1	1	39	0	0	0	1	0	2	0	0	71	2
4:05 PM	0	27	1	3	0	0	2	45	0	1	1	0	0	2	2	0	80	4
4:10 PM	0	22	1	3	0	1	0	48	1	1	0	2	2	4	1	0	79	7
4:15 PM	0	23	0	0	0	1	1	44	0	1	1	1	0	0	2	3	72	5
4:20 PM	1	28	0	4	0	2	1	42	1	1	1	1	0	0	3	0	82	3
4:25 PM	0	31	0	1	0	0	0	28	0	1	0	1	0	0	4	0	62	4
4:30 PM	1	32	0	2	0	0	0	32	1	2	0	1	2	5	6	0	71	13
4:35 PM	0	29	0	2	1	3	2	29	2	0	0	3	2	1	0	1	71	4
4:40 PM	2	26	0	0	1	3	0	35	1	0	1	0	1	1	0	0	69	2
4:45 PM	0	27	0	4	1	1	2	43	0	1	1	1	2	0	0	0	81	2
4:50 PM	1	25	0	4	0	2	3	23	1	2	0	1	0	1	2	4	62	7
4:55 PM	1	27	0	2	0	6	0	45	0	1	0	0	1	0	0	0	82	1
5:00 PM	0	27	2	1	0	1	1	37	2	1	1	3	0	2	3	0	76	5
5:05 PM	0	37	0	0	1	1	4	53	4	1	2	1	4	3	4	2	104	13
5:10 PM	2	29	1	1	4	0	0	80	1	1	1	1	0	1	0	0	121	1
5:15 PM	0	21	1	0	1	1	2	48	0	1	2	1	0	1	0	4	78	5
5:20 PM	1	26	0	1	2	2	2	49	0	0	0	0	1	3	0	0	83	4
5:25 PM	0	25	1	3	0	0	4	43	0	0	0	0	3	2	0	0	76	5
5:30 PM	1	31	0	1	0	0	2	28	1	0	0	1	0	1	1	0	65	2
5:35 PM	1	21	1	2	0	1	2	32	2	1	1	0	0	0	1	1	64	2
5:40 PM	0	34	0	5	0	0	0	52	1	2	0	0	1	0	0	1	94	2
5:45 PM	0	28	2	0	0	0	2	47	1	3	3	0	0	0	0	0	86	0
5:50 PM	0	26	0	1	1	0	1	36	1	1	2	0	2	3	1	0	69	6
5:55 PM	0	31	1	1	1	2	2	29	1	0	0	1	1	1	0	0	69	2
HOURLY TOTALS	Southbound			Westbound			Northbound			Eastbound			Pedestrians By Approach				TOTAL	
4:00 PM	8	320	4	27	3	20	12	453	7	11	5	12	10	16	20	8	882	54
4:15 PM	8	341	3	21	8	20	14	491	13	12	8	14	12	14	24	10	953	60
4:30 PM	8	331	5	20	11	20	20	517	12	10	8	12	16	20	15	11	974	62
4:45 PM	7	330	6	24	9	15	22	533	12	11	8	9	12	14	11	12	986	49
5:00 PM	5	336	9	16	10	8	22	534	14	11	12	8	12	17	10	8	985	47

INTERSECTION: *Main St/ Broadway St--/St 29th St--*
 PROJECT ID#:
 QC JOB #: 10247044

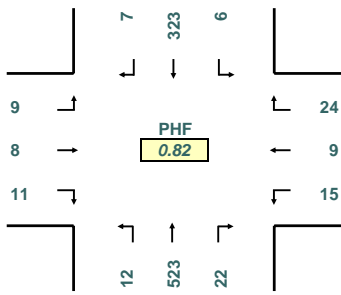
START TIME: 4:00 PM
 END TIME: 6:00 PM
 DATE: 4/10/2007



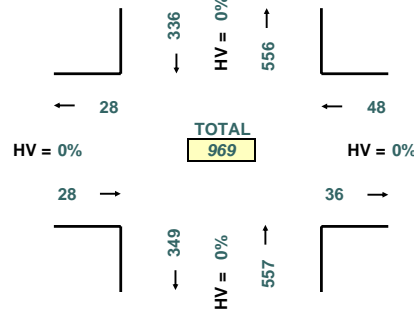
16285 SW 85th Avenue, Ste. 302
 Tigard, OR 97224
 Phone: 503-620-4242
 Fax: 503 620-4545

www.qualitycounts.net

PEAK HOUR TURNING MOVEMENTS



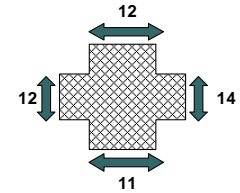
PEAK HOUR LINK VOLUMES



PEAK HOUR: 4:45 PM TO 5:45 PM

PEAK 15 MINUTES: 5:00 PM TO 5:15 PM

PEAK HOUR PED CROSSING VOLUMES



5-MINUTE COUNT PERIOD BEGINNING AT	Main St/ Broadway St-- (Southbound)			St 29th St-- (Westbound)			Main St/ Broadway St-- (Northbound)			St 29th St-- (Eastbound)			Crosswalk Usage (Peds By Approach)				TOTAL	
	Right	Thru	Left	Right	Thru	Left	Right	Thru	Left	Right	Thru	Left	North	East	South	West	Veh	Peds
4:00 PM	2	22	2	2	0	1	1	36	0	0	0	1	0	2	0	0	67	2
4:05 PM	0	27	1	3	0	0	2	45	0	1	1	0	0	2	2	0	80	4
4:10 PM	0	22	1	3	0	1	0	45	1	1	0	2	2	4	1	0	76	7
4:15 PM	0	22	0	0	0	1	1	43	0	1	1	1	0	0	2	3	70	5
4:20 PM	1	28	0	4	0	2	1	40	1	1	1	1	0	0	3	0	80	3
4:25 PM	0	29	0	1	0	0	0	27	0	1	0	1	0	0	4	0	59	4
4:30 PM	1	30	0	2	0	0	0	31	1	2	0	1	2	5	6	0	68	13
4:35 PM	0	28	0	2	1	3	1	29	2	0	0	3	1	0	0	1	69	2
4:40 PM	2	24	0	0	1	3	0	35	1	0	1	0	1	1	0	0	67	2
4:45 PM	0	27	0	4	1	1	2	43	0	1	1	1	2	0	0	0	81	2
4:50 PM	1	25	0	4	0	2	3	22	1	2	0	1	0	1	2	4	61	7
4:55 PM	1	26	0	2	0	6	0	44	0	1	0	0	1	0	0	0	80	1
5:00 PM	0	26	2	1	0	1	1	37	2	1	1	3	0	2	3	0	75	5
5:05 PM	0	37	0	0	1	1	4	52	4	1	2	1	4	3	4	2	103	13
5:10 PM	2	27	1	1	4	0	0	78	1	1	1	1	0	1	0	0	117	1
5:15 PM	0	20	1	0	1	1	2	48	0	1	2	1	0	1	0	4	77	5
5:20 PM	1	25	0	1	2	2	2	47	0	0	0	0	1	3	0	0	80	4
5:25 PM	0	24	1	3	0	0	4	42	0	0	0	0	3	2	0	0	74	5
5:30 PM	1	31	0	1	0	0	2	28	1	0	0	1	0	1	1	0	65	2
5:35 PM	1	21	1	2	0	1	2	32	2	1	1	0	0	0	1	1	64	2
5:40 PM	0	34	0	5	0	0	0	50	1	2	0	0	1	0	0	1	92	2
5:45 PM	0	25	2	0	0	0	2	46	1	3	3	0	0	0	0	0	82	0
5:50 PM	0	26	0	1	1	0	1	35	1	1	2	0	2	3	1	0	68	6
5:55 PM	0	30	1	1	1	2	2	28	1	0	0	1	1	1	0	0	67	2
HOURLY TOTALS	Southbound			Westbound			Northbound			Eastbound			Pedestrians By Approach				TOTAL	
4:00 PM	8	310	4	27	3	20	11	440	7	11	5	12	9	15	20	8	858	52
4:15 PM	8	329	3	21	8	20	13	481	13	12	8	14	11	13	24	10	930	58
4:30 PM	8	319	5	20	11	20	19	508	12	10	8	12	15	19	15	11	952	60
4:45 PM	7	323	6	24	9	15	22	523	12	11	8	9	12	14	11	12	969	49
5:00 PM	5	326	9	16	10	8	22	523	14	11	12	8	12	17	10	8	964	47

INTERSECTION: *Main St/ Broadway St--/St 29th St--*
 PROJECT ID#:
 QC JOB #: 10247044

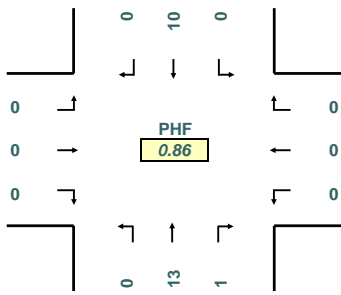
START TIME: 4:00 PM
 END TIME: 6:00 PM
 DATE: 4/10/2007



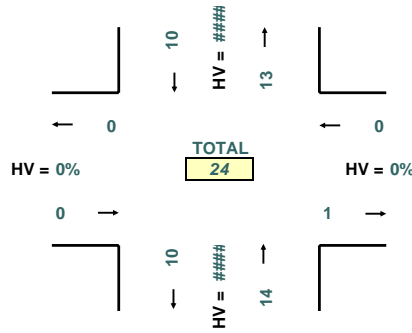
16285 SW 85th Avenue, Ste. 302
 Tigard, OR 97224
 Phone: 503-620-4242
 Fax: 503 620-4545

www.qualitycounts.net

PEAK HOUR TURNING MOVEMENTS



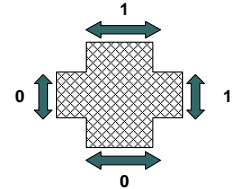
PEAK HOUR LINK VOLUMES



PEAK HOUR: 4:00 PM TO 5:00 PM

PEAK 15 MINUTES: 5:45 PM TO 6:00 PM

PEAK HOUR PED CROSSING VOLUMES



5-MINUTE COUNT PERIOD BEGINNING AT	Main St/ Broadway St-- (Southbound)			St 29th St-- (Westbound)			Main St/ Broadway St-- (Northbound)			St 29th St-- (Eastbound)			Crosswalk Usage (Peds By Approach)				TOTAL	
	Right	Thru	Left	Right	Thru	Left	Right	Thru	Left	Right	Thru	Left	North	East	South	West	Veh	Peds
4:00 PM	0	1	0	0	0	0	0	3	0	0	0	0	0	0	0	0	4	0
4:05 PM	0	0	0	0	0	0	0	0	0	0	0	0	0	0	0	0	0	0
4:10 PM	0	0	0	0	0	0	0	3	0	0	0	0	0	0	0	0	3	0
4:15 PM	0	1	0	0	0	0	0	1	0	0	0	0	0	0	0	0	2	0
4:20 PM	0	0	0	0	0	0	0	2	0	0	0	0	0	0	0	0	2	0
4:25 PM	0	2	0	0	0	0	0	1	0	0	0	0	0	0	0	0	3	0
4:30 PM	0	2	0	0	0	0	0	1	0	0	0	0	0	0	0	0	3	0
4:35 PM	0	1	0	0	0	0	1	0	0	0	0	0	1	1	0	0	2	2
4:40 PM	0	2	0	0	0	0	0	0	0	0	0	0	0	0	0	0	2	0
4:45 PM	0	0	0	0	0	0	0	0	0	0	0	0	0	0	0	0	0	0
4:50 PM	0	0	0	0	0	0	0	1	0	0	0	0	0	0	0	0	1	0
4:55 PM	0	1	0	0	0	0	0	1	0	0	0	0	0	0	0	0	2	0
5:00 PM	0	1	0	0	0	0	0	0	0	0	0	0	0	0	0	0	1	0
5:05 PM	0	0	0	0	0	0	0	1	0	0	0	0	0	0	0	0	1	0
5:10 PM	0	2	0	0	0	0	0	2	0	0	0	0	0	0	0	0	4	0
5:15 PM	0	1	0	0	0	0	0	0	0	0	0	0	0	0	0	0	1	0
5:20 PM	0	1	0	0	0	0	0	2	0	0	0	0	0	0	0	0	3	0
5:25 PM	0	1	0	0	0	0	0	1	0	0	0	0	0	0	0	0	2	0
5:30 PM	0	0	0	0	0	0	0	0	0	0	0	0	0	0	0	0	0	0
5:35 PM	0	0	0	0	0	0	0	0	0	0	0	0	0	0	0	0	0	0
5:40 PM	0	0	0	0	0	0	0	2	0	0	0	0	0	0	0	0	2	0
5:45 PM	0	3	0	0	0	0	0	1	0	0	0	0	0	0	0	0	4	0
5:50 PM	0	0	0	0	0	0	0	1	0	0	0	0	0	0	0	0	1	0
5:55 PM	0	1	0	0	0	0	0	1	0	0	0	0	0	0	0	0	2	0
HOURLY TOTALS	Southbound			Westbound			Northbound			Eastbound			Pedestrians By Approach				TOTAL	
	Right	Thru	Left	Right	Thru	Left	Right	Thru	Left	Right	Thru	Left	North	East	South	West	Veh	Peds
4:00 PM	0	10	0	0	0	0	1	13	0	0	0	0	1	1	0	0	24	2
4:15 PM	0	12	0	0	0	0	1	10	0	0	0	0	1	1	0	0	23	2
4:30 PM	0	12	0	0	0	0	1	9	0	0	0	0	1	1	0	0	22	2
4:45 PM	0	7	0	0	0	0	0	10	0	0	0	0	0	0	0	0	17	0
5:00 PM	0	10	0	0	0	0	0	11	0	0	0	0	0	0	0	0	21	0

INTERSECTION: *Main St--/33rd St--*
 PROJECT ID#:
 QC JOB #: 10247045

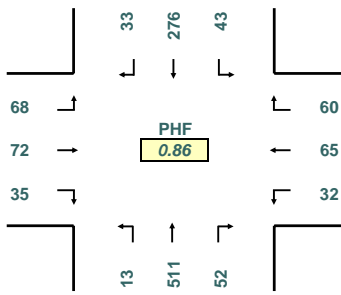
START TIME: 4:00 PM
 END TIME: 6:00 PM
 DATE: 4/10/2007



16285 SW 85th Avenue, Ste. 302
 Tigard, OR 97224
 Phone: 503-620-4242
 Fax: 503 620-4545

www.qualitycounts.net

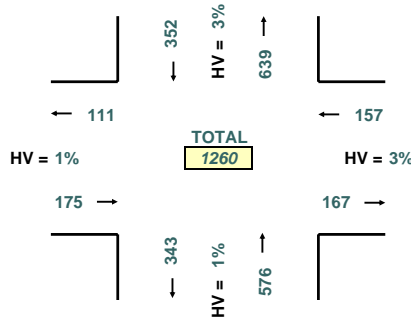
PEAK HOUR TURNING MOVEMENTS



PHF
0.86

PEAK HOUR: 4:45 PM TO 5:45 PM

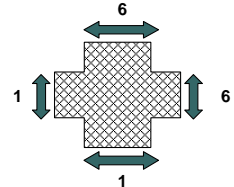
PEAK HOUR LINK VOLUMES



TOTAL
1260

PEAK 15 MINUTES: 5:00 PM TO 5:15 PM

PEAK HOUR PED CROSSING VOLUMES



5-MINUTE COUNT PERIOD BEGINNING AT	Main St-- (Southbound)			33rd St-- (Westbound)			Main St-- (Northbound)			33rd St-- (Eastbound)			Crosswalk Usage (Peds By Approach)				TOTAL	
	Right	Thru	Left	Right	Thru	Left	Right	Thru	Left	Right	Thru	Left	North	East	South	West	Veh	Peds
4:00 PM	2	31	4	5	5	4	2	37	3	3	6	6	1	1	1	0	108	3
4:05 PM	1	24	6	7	7	4	3	45	3	1	11	7	2	5	4	1	119	12
4:10 PM	4	23	1	9	3	0	5	49	6	2	7	6	0	1	4	0	115	5
4:15 PM	3	15	5	4	9	6	6	28	9	2	7	10	0	0	0	0	104	0
4:20 PM	2	22	3	4	6	4	5	43	2	0	2	3	0	3	2	0	96	5
4:25 PM	3	36	4	5	3	5	2	29	0	7	0	5	1	2	0	0	99	3
4:30 PM	6	22	5	4	4	2	2	30	1	5	4	7	0	0	0	0	92	0
4:35 PM	7	16	2	7	4	3	5	41	2	2	6	5	0	0	0	0	100	0
4:40 PM	2	31	2	2	1	0	3	25	2	3	4	7	2	0	0	0	82	2
4:45 PM	3	17	4	2	5	2	5	49	2	1	6	3	1	2	0	0	99	3
4:50 PM	1	23	6	3	6	3	4	18	1	3	7	4	0	0	0	0	79	0
4:55 PM	2	26	4	8	8	4	3	33	2	2	7	5	0	0	0	0	104	0
5:00 PM	2	23	1	5	6	2	4	56	0	1	7	12	0	0	0	0	119	0
5:05 PM	4	25	9	4	4	5	6	43	0	4	11	6	0	0	0	0	121	0
5:10 PM	2	28	0	5	1	3	5	59	1	5	8	11	2	1	0	1	128	4
5:15 PM	1	16	5	5	7	3	6	55	2	3	7	4	0	0	0	0	114	0
5:20 PM	5	21	1	9	4	3	7	50	1	5	4	5	0	1	0	0	115	1
5:25 PM	6	21	4	3	7	0	4	41	0	6	6	6	1	1	0	0	104	2
5:30 PM	3	27	4	7	6	0	1	31	1	1	4	7	0	0	0	0	92	0
5:35 PM	1	23	0	4	6	0	3	32	1	1	2	2	2	1	1	0	75	4
5:40 PM	3	26	5	5	5	7	4	44	2	3	3	3	0	0	0	0	110	0
5:45 PM	3	22	5	11	8	1	1	46	2	3	6	3	0	0	0	0	111	0
5:50 PM	2	22	5	1	6	3	2	38	1	0	4	4	0	0	3	0	88	3
5:55 PM	7	24	2	5	3	4	4	20	0	3	3	5	1	3	0	1	80	5
HOURLY TOTALS	Southbound			Westbound			Northbound			Eastbound			Pedestrians By Approach				TOTAL	
4:00 PM	36	286	46	60	61	37	45	427	33	31	67	68	7	14	11	1	1197	33
4:15 PM	37	284	45	53	57	39	50	454	22	35	69	78	6	8	2	1	1223	17
4:30 PM	41	269	43	57	57	30	54	500	14	40	77	75	6	5	0	1	1257	12
4:45 PM	33	276	43	60	65	32	52	511	13	35	72	68	6	6	1	1	1260	14
5:00 PM	39	278	41	64	63	31	47	515	11	35	65	68	6	7	4	2	1257	19

INTERSECTION: *Main St--/33rd St--*
 PROJECT ID#:
 QC JOB #: 10247045

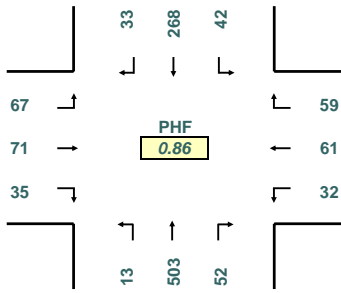
START TIME: 4:00 PM
 END TIME: 6:00 PM
 DATE: 4/10/2007



16285 SW 85th Avenue, Ste. 302
 Tigard, OR 97224
 Phone: 503-620-4242
 Fax: 503 620-4545

www.qualitycounts.net

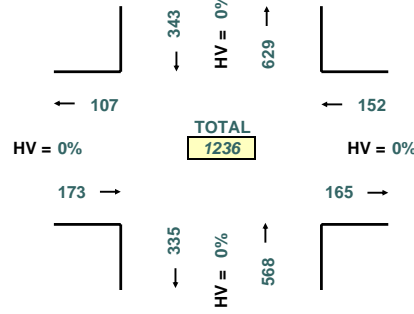
PEAK HOUR TURNING MOVEMENTS



PHF
0.86

PEAK HOUR: 4:45 PM TO 5:45 PM

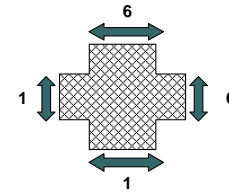
PEAK HOUR LINK VOLUMES



TOTAL
1236

PEAK 15 MINUTES: 5:00 PM TO 5:15 PM

PEAK HOUR PED CROSSING VOLUMES



5-MINUTE COUNT PERIOD BEGINNING AT	Main St-- (Southbound)			33rd St-- (Westbound)			Main St-- (Northbound)			33rd St-- (Eastbound)			Crosswalk Usage (Peds By Approach)				TOTAL	
	Right	Thru	Left	Right	Thru	Left	Right	Thru	Left	Right	Thru	Left	North	East	South	West	Veh	Peds
4:00 PM	2	28	4	5	3	4	2	36	3	3	6	6	1	1	1	0	102	3
4:05 PM	1	23	6	7	7	3	3	45	3	1	10	7	2	5	4	1	116	12
4:10 PM	4	23	1	9	3	0	5	46	6	2	7	6	0	1	4	0	112	5
4:15 PM	3	14	5	4	9	6	6	27	9	2	6	9	0	0	0	0	100	0
4:20 PM	2	22	3	4	6	4	5	42	2	0	2	3	0	3	2	0	95	5
4:25 PM	3	34	4	5	3	5	2	27	0	7	0	5	1	2	0	0	95	3
4:30 PM	6	22	4	4	4	1	2	29	1	5	3	7	0	0	0	0	88	0
4:35 PM	7	16	2	7	4	3	5	40	2	2	6	5	0	0	0	0	99	0
4:40 PM	2	29	2	2	1	0	3	25	2	3	4	7	2	0	0	0	80	2
4:45 PM	3	17	4	2	4	2	5	49	2	1	6	3	1	2	0	0	98	3
4:50 PM	1	23	6	3	6	3	4	18	1	3	7	4	0	0	0	0	79	0
4:55 PM	2	25	4	8	8	4	3	32	2	2	7	5	0	0	0	0	102	0
5:00 PM	2	21	1	5	6	2	4	56	0	1	7	12	0	0	0	0	117	0
5:05 PM	4	25	9	4	4	5	6	42	0	4	11	6	0	0	0	0	120	0
5:10 PM	2	26	0	5	1	3	5	57	1	5	7	11	2	1	0	1	123	4
5:15 PM	1	15	5	5	7	3	6	55	2	3	7	4	0	0	0	0	113	0
5:20 PM	5	20	1	9	4	3	7	48	1	5	4	4	0	1	0	0	111	1
5:25 PM	6	20	3	3	6	0	4	40	0	6	6	6	1	1	0	0	100	2
5:30 PM	3	27	4	6	5	0	1	31	1	1	4	7	0	0	0	0	90	0
5:35 PM	1	23	0	4	5	0	3	32	1	1	2	2	2	1	1	0	74	4
5:40 PM	3	26	5	5	5	7	4	43	2	3	3	3	0	0	0	0	109	0
5:45 PM	3	20	5	11	8	1	1	44	2	3	6	3	0	0	0	0	107	0
5:50 PM	2	22	5	1	6	3	2	37	1	0	3	4	0	0	3	0	86	3
5:55 PM	7	23	2	5	3	4	4	19	0	3	3	5	1	3	0	1	78	5
HOURLY TOTALS	Southbound			Westbound			Northbound			Eastbound			Pedestrians By Approach				TOTAL	
4:00 PM	36	276	45	60	58	35	45	416	33	31	64	67	7	14	11	1	1166	33
4:15 PM	37	274	44	53	56	38	50	444	22	35	66	77	6	8	2	1	1196	17
4:30 PM	41	259	41	57	55	29	54	491	14	40	75	74	6	5	0	1	1230	12
4:45 PM	33	268	42	59	61	32	52	503	13	35	71	67	6	6	1	1	1236	14
5:00 PM	39	268	40	63	60	31	47	504	11	35	63	67	6	7	4	2	1228	19

INTERSECTION: *Main St--/33rd St--*
 PROJECT ID#:
 QC JOB #: 10247045

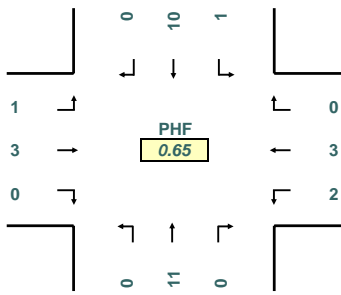
START TIME: 4:00 PM
 END TIME: 6:00 PM
 DATE: 4/10/2007



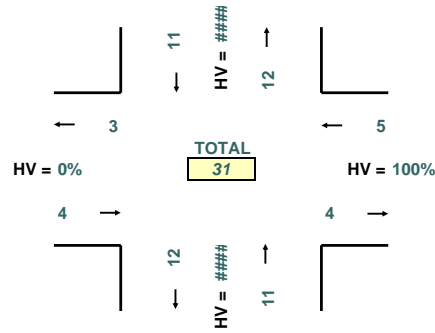
16285 SW 85th Avenue, Ste. 302
 Tigard, OR 97224
 Phone: 503-620-4242
 Fax: 503 620-4545

www.qualitycounts.net

PEAK HOUR TURNING MOVEMENTS



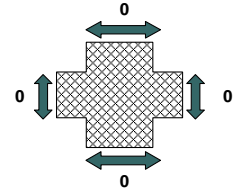
PEAK HOUR LINK VOLUMES



PEAK HOUR: 4:00 PM TO 5:00 PM

PEAK 15 MINUTES: 4:00 PM TO 4:15 PM

PEAK HOUR PED CROSSING VOLUMES



5-MINUTE COUNT PERIOD BEGINNING AT	Main St-- (Southbound)			33rd St-- (Westbound)			Main St-- (Northbound)			33rd St-- (Eastbound)			Crosswalk Usage (Peds By Approach)				TOTAL	
	Right	Thru	Left	Right	Thru	Left	Right	Thru	Left	Right	Thru	Left	North	East	South	West	Veh	Peds
4:00 PM	0	3	0	0	2	0	0	1	0	0	0	0	0	0	0	0	6	0
4:05 PM	0	1	0	0	0	1	0	0	0	0	1	0	0	0	0	0	3	0
4:10 PM	0	0	0	0	0	0	0	3	0	0	0	0	0	0	0	0	3	0
4:15 PM	0	1	0	0	0	0	0	1	0	0	1	0	0	0	0	0	4	0
4:20 PM	0	0	0	0	0	0	0	1	0	0	0	0	0	0	0	0	1	0
4:25 PM	0	2	0	0	0	0	0	2	0	0	0	0	0	0	0	0	4	0
4:30 PM	0	0	1	0	0	1	0	1	0	0	1	0	0	0	0	0	4	0
4:35 PM	0	0	0	0	0	0	0	1	0	0	0	0	0	0	0	0	1	0
4:40 PM	0	2	0	0	0	0	0	0	0	0	0	0	0	0	0	0	2	0
4:45 PM	0	0	0	0	1	0	0	0	0	0	0	0	0	0	0	0	1	0
4:50 PM	0	0	0	0	0	0	0	0	0	0	0	0	0	0	0	0	0	0
4:55 PM	0	1	0	0	0	0	0	1	0	0	0	0	0	0	0	0	2	0
5:00 PM	0	2	0	0	0	0	0	0	0	0	0	0	0	0	0	0	2	0
5:05 PM	0	0	0	0	0	0	0	1	0	0	0	0	0	0	0	0	1	0
5:10 PM	0	2	0	0	0	0	0	2	0	0	1	0	0	0	0	0	5	0
5:15 PM	0	1	0	0	0	0	0	0	0	0	0	0	0	0	0	0	1	0
5:20 PM	0	1	0	0	0	0	0	2	0	0	0	1	0	0	0	0	4	0
5:25 PM	0	1	1	0	1	0	0	1	0	0	0	0	0	0	0	0	4	0
5:30 PM	0	0	0	1	1	0	0	0	0	0	0	0	0	0	0	0	2	0
5:35 PM	0	0	0	0	1	0	0	0	0	0	0	0	0	0	0	0	1	0
5:40 PM	0	0	0	0	0	0	0	1	0	0	0	0	0	0	0	0	1	0
5:45 PM	0	2	0	0	0	0	0	2	0	0	0	0	0	0	0	0	4	0
5:50 PM	0	0	0	0	0	0	0	1	0	0	1	0	0	0	0	0	2	0
5:55 PM	0	1	0	0	0	0	0	1	0	0	0	0	0	0	0	0	2	0
HOURLY TOTALS	Southbound			Westbound			Northbound			Eastbound			Pedestrians By Approach				TOTAL	
4:00 PM	0	10	1	0	3	2	0	11	0	0	3	1	0	0	0	0	31	0
4:15 PM	0	10	1	0	1	1	0	10	0	0	3	1	0	0	0	0	27	0
4:30 PM	0	10	2	0	2	1	0	9	0	0	2	1	0	0	0	0	27	0
4:45 PM	0	8	1	1	4	0	0	8	0	0	1	1	0	0	0	0	24	0
5:00 PM	0	10	1	1	3	0	0	11	0	0	2	1	0	0	0	0	29	0

INTERSECTION: *Main St--/E 39th St--*
 PROJECT ID#:
 QC JOB #: 10247046

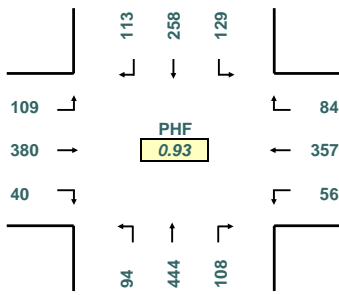
START TIME: 4:00 PM
 END TIME: 6:00 PM
 DATE: 4/10/2007



16285 SW 85th Avenue, Ste. 302
 Tigard, OR 97224
 Phone: 503-620-4242
 Fax: 503 620-4545

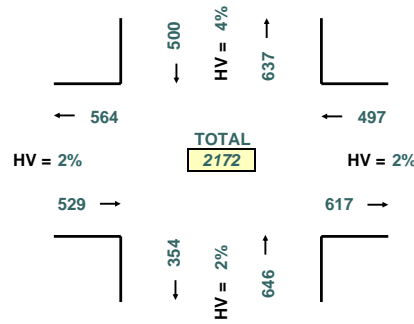
www.qualitycounts.net

PEAK HOUR TURNING MOVEMENTS



PHF
0.93

PEAK HOUR LINK VOLUMES

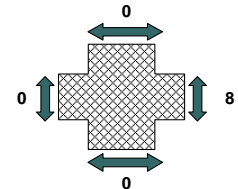


TOTAL
2172

PEAK HOUR: 4:30 PM TO 5:30 PM

PEAK 15 MINUTES: 5:00 PM TO 5:15 PM

PEAK HOUR PED CROSSING VOLUMES



5-MINUTE COUNT PERIOD BEGINNING AT	Main St-- (Southbound)			E 39th St-- (Westbound)			Main St-- (Northbound)			E 39th St-- (Eastbound)			Crosswalk Usage (Peds By Approach)				TOTAL	
	Right	Thru	Left	Right	Thru	Left	Right	Thru	Left	Right	Thru	Left	North	East	South	West	Veh	Peds
4:00 PM	7	33	8	4	19	9	8	23	10	4	32	10	1	0	0	0	167	1
4:05 PM	7	25	11	5	22	1	16	34	5	1	21	11	0	0	0	0	159	0
4:10 PM	6	20	14	4	33	7	7	44	4	3	36	14	0	0	1	0	192	1
4:15 PM	8	28	12	9	25	6	13	47	3	1	21	13	0	0	0	0	186	0
4:20 PM	11	15	7	5	33	4	4	32	6	3	18	13	0	2	0	0	151	2
4:25 PM	9	37	6	4	32	6	5	26	4	5	30	9	0	2	0	0	173	2
4:30 PM	4	16	10	8	18	6	6	34	8	3	30	7	0	3	0	0	150	3
4:35 PM	14	28	10	14	23	3	13	30	7	1	37	16	0	0	0	0	196	0
4:40 PM	8	19	15	5	31	4	10	15	12	6	31	8	0	0	0	0	164	0
4:45 PM	4	21	12	3	36	5	15	42	9	4	37	5	0	0	0	0	193	0
4:50 PM	13	25	14	8	26	1	3	25	7	3	27	4	0	0	0	0	156	0
4:55 PM	4	24	12	8	26	3	12	30	7	3	32	7	0	2	0	0	168	2
5:00 PM	9	11	2	10	28	3	11	35	3	6	43	9	0	0	0	0	170	0
5:05 PM	15	31	19	5	35	6	11	41	11	2	28	5	0	1	0	0	209	1
5:10 PM	16	19	5	5	32	6	8	54	7	3	33	20	0	1	0	0	208	1
5:15 PM	7	19	14	5	33	3	12	52	9	2	25	10	0	0	0	0	191	0
5:20 PM	11	13	8	7	32	11	3	41	2	5	25	10	0	0	0	0	168	0
5:25 PM	8	32	8	6	37	5	4	45	12	2	32	8	0	1	0	0	199	1
5:30 PM	7	16	12	11	29	9	9	34	7	4	26	13	0	0	0	0	177	0
5:35 PM	13	14	6	7	26	3	6	31	8	3	17	10	0	0	0	0	144	0
5:40 PM	8	21	9	3	30	6	6	29	7	3	27	6	0	0	0	0	155	0
5:45 PM	4	25	12	14	34	7	6	43	10	3	28	4	0	0	0	0	190	0
5:50 PM	5	21	10	5	34	9	10	17	2	7	21	5	0	1	0	0	146	1
5:55 PM	10	16	5	6	34	6	7	19	6	3	24	4	0	2	0	0	140	2
HOURLY TOTALS	Southbound			Westbound			Northbound			Eastbound			Pedestrians By Approach				TOTAL	
4:00 PM	95	291	131	77	324	55	112	382	82	37	352	117	1	9	1	0	2055	11
4:15 PM	115	274	124	84	345	53	111	411	84	40	367	116	0	11	0	0	2124	11
4:30 PM	113	258	129	84	357	56	108	444	94	40	380	109	0	8	0	0	2172	8
4:45 PM	115	246	121	78	370	61	100	459	89	40	352	107	0	5	0	0	2138	5
5:00 PM	113	238	110	84	384	74	93	441	84	43	329	104	0	6	0	0	2097	6

INTERSECTION: *Main St--/E 39th St--*
 PROJECT ID#:
 QC JOB #: 10247046

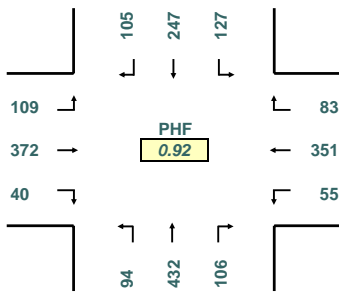
START TIME: 4:00 PM
 END TIME: 6:00 PM
 DATE: 4/10/2007



16285 SW 85th Avenue, Ste. 302
 Tigard, OR 97224
 Phone: 503-620-4242
 Fax: 503 620-4545

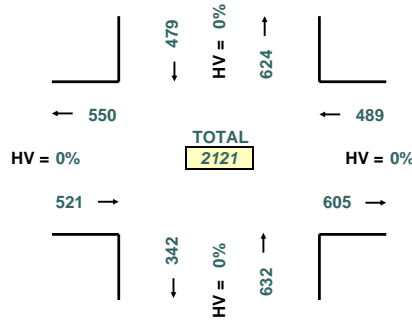
www.qualitycounts.net

PEAK HOUR TURNING MOVEMENTS



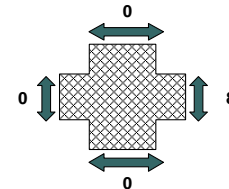
PEAK HOUR: 4:30 PM TO 5:30 PM

PEAK HOUR LINK VOLUMES



PEAK 15 MINUTES: 5:00 PM TO 5:15 PM

PEAK HOUR PED CROSSING VOLUMES



5-MINUTE COUNT PERIOD BEGINNING AT	Main St-- (Southbound)			E 39th St-- (Westbound)			Main St-- (Northbound)			E 39th St-- (Eastbound)			Crosswalk Usage (Peds By Approach)				TOTAL	
	Right	Thru	Left	Right	Thru	Left	Right	Thru	Left	Right	Thru	Left	North	East	South	West	Veh	Peds
4:00 PM	6	30	8	3	19	9	8	22	10	4	32	10	1	0	0	0	161	1
4:05 PM	7	24	11	5	21	1	16	33	5	1	21	11	0	0	0	0	156	0
4:10 PM	6	19	14	4	33	7	7	42	4	3	34	13	0	0	1	0	186	1
4:15 PM	7	26	12	9	25	6	13	43	3	1	21	13	0	0	0	0	179	0
4:20 PM	11	15	7	5	32	4	4	32	6	3	17	13	0	2	0	0	149	2
4:25 PM	8	35	6	4	32	6	5	24	4	5	30	9	0	2	0	0	168	2
4:30 PM	4	16	10	8	18	6	6	33	8	3	30	7	0	3	0	0	149	3
4:35 PM	12	25	10	14	23	3	13	30	7	1	37	16	0	0	0	0	191	0
4:40 PM	7	19	14	5	31	4	10	13	12	6	30	8	0	0	0	0	159	0
4:45 PM	3	20	12	3	36	5	15	41	9	4	34	5	0	0	0	0	187	0
4:50 PM	11	25	14	8	24	1	3	24	7	3	27	4	0	0	0	0	151	0
4:55 PM	4	23	12	8	26	3	12	30	7	3	30	7	0	2	0	0	165	2
5:00 PM	9	10	2	10	28	2	11	34	3	6	42	9	0	0	0	0	166	0
5:05 PM	15	30	18	5	34	6	11	41	11	2	27	5	0	1	0	0	205	1
5:10 PM	15	18	5	5	31	6	8	53	7	3	33	20	0	1	0	0	204	1
5:15 PM	6	19	14	5	32	3	12	50	9	2	25	10	0	0	0	0	187	0
5:20 PM	11	12	8	6	31	11	1	40	2	5	25	10	0	0	0	0	162	0
5:25 PM	8	30	8	6	37	5	4	43	12	2	32	8	0	1	0	0	195	1
5:30 PM	7	16	11	11	29	9	9	33	7	4	26	13	0	0	0	0	175	0
5:35 PM	12	14	6	7	26	3	6	31	8	3	17	10	0	0	0	0	143	0
5:40 PM	8	21	9	3	30	6	6	28	7	3	27	6	0	0	0	0	154	0
5:45 PM	4	23	12	14	30	7	6	41	10	3	28	4	0	0	0	0	182	0
5:50 PM	5	21	9	5	33	9	10	16	2	7	21	5	0	1	0	0	143	1
5:55 PM	10	15	5	5	34	6	7	18	6	3	24	4	0	2	0	0	137	2
HOURLY TOTALS	Southbound			Westbound			Northbound			Eastbound			Pedestrians By Approach				TOTAL	
4:00 PM	86	277	130	76	320	55	112	367	82	37	343	116	1	9	1	0	2001	11
4:15 PM	106	262	122	84	340	52	111	398	84	40	358	116	0	11	0	0	2073	11
4:30 PM	105	247	127	83	351	55	106	432	94	40	372	109	0	8	0	0	2121	8
4:45 PM	109	238	119	77	364	60	98	448	89	40	345	107	0	5	0	0	2094	5
5:00 PM	110	229	107	82	375	73	91	428	84	43	327	104	0	6	0	0	2053	6

INTERSECTION: *Main St--/E 39th St--*
 PROJECT ID#:
 QC JOB #: 10247046

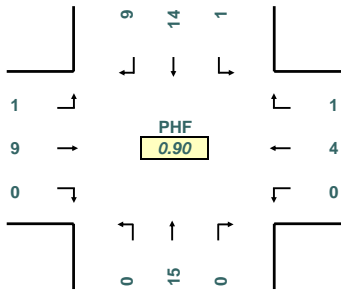
START TIME: 4:00 PM
 END TIME: 6:00 PM
 DATE: 4/10/2007



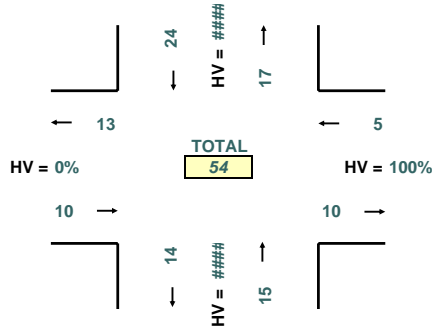
16285 SW 85th Avenue, Ste. 302
 Tigard, OR 97224
 Phone: 503-620-4242
 Fax: 503 620-4545

www.qualitycounts.net

PEAK HOUR TURNING MOVEMENTS



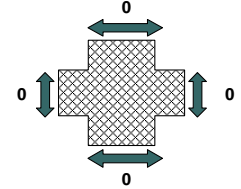
PEAK HOUR LINK VOLUMES



PEAK HOUR: 4:00 PM TO 5:00 PM

PEAK 15 MINUTES: 4:00 PM TO 4:15 PM

PEAK HOUR PED CROSSING VOLUMES



5-MINUTE COUNT PERIOD BEGINNING AT	Main St-- (Southbound)			E 39th St-- (Westbound)			Main St-- (Northbound)			E 39th St-- (Eastbound)			Crosswalk Usage (Peds By Approach)				TOTAL	
	Right	Thru	Left	Right	Thru	Left	Right	Thru	Left	Right	Thru	Left	North	East	South	West	Veh	Peds
4:00 PM	1	3	0	1	0	0	0	1	0	0	0	0	0	0	0	0	6	0
4:05 PM	0	1	0	0	1	0	0	1	0	0	0	0	0	0	0	0	3	0
4:10 PM	0	1	0	0	0	0	0	2	0	0	2	1	0	0	0	0	6	0
4:15 PM	1	2	0	0	0	0	0	4	0	0	0	0	0	0	0	0	7	0
4:20 PM	0	0	0	0	1	0	0	0	0	0	1	0	0	0	0	0	2	0
4:25 PM	1	2	0	0	0	0	0	2	0	0	0	0	0	0	0	0	5	0
4:30 PM	0	0	0	0	0	0	0	1	0	0	0	0	0	0	0	0	1	0
4:35 PM	2	3	0	0	0	0	0	0	0	0	0	0	0	0	0	0	5	0
4:40 PM	1	0	1	0	0	0	0	2	0	0	1	0	0	0	0	0	5	0
4:45 PM	1	1	0	0	0	0	0	1	0	0	3	0	0	0	0	0	6	0
4:50 PM	2	0	0	0	2	0	0	1	0	0	0	0	0	0	0	0	5	0
4:55 PM	0	1	0	0	0	0	0	0	0	0	2	0	0	0	0	0	3	0
5:00 PM	0	1	0	0	0	1	0	1	0	0	1	0	0	0	0	0	4	0
5:05 PM	0	1	1	0	1	0	0	0	0	0	1	0	0	0	0	0	4	0
5:10 PM	1	1	0	0	1	0	0	1	0	0	0	0	0	0	0	0	4	0
5:15 PM	1	0	0	0	1	0	0	2	0	0	0	0	0	0	0	0	4	0
5:20 PM	0	1	0	1	1	0	2	1	0	0	0	0	0	0	0	0	6	0
5:25 PM	0	2	0	0	0	0	0	2	0	0	0	0	0	0	0	0	4	0
5:30 PM	0	0	1	0	0	0	0	1	0	0	0	0	0	0	0	0	2	0
5:35 PM	1	0	0	0	0	0	0	0	0	0	0	0	0	0	0	0	1	0
5:40 PM	0	0	0	0	0	0	0	1	0	0	0	0	0	0	0	0	1	0
5:45 PM	0	2	0	0	4	0	0	2	0	0	0	0	0	0	0	0	8	0
5:50 PM	0	0	1	0	1	0	0	1	0	0	0	0	0	0	0	0	3	0
5:55 PM	0	1	0	1	0	0	0	1	0	0	0	0	0	0	0	0	3	0
HOURLY TOTALS	Southbound			Westbound			Northbound			Eastbound			Pedestrians By Approach				TOTAL	
4:00 PM	9	14	1	1	4	0	0	15	0	0	9	1	0	0	0	0	54	0
4:15 PM	9	12	2	0	5	1	0	13	0	0	9	0	0	0	0	0	51	0
4:30 PM	8	11	2	1	6	1	2	12	0	0	8	0	0	0	0	0	51	0
4:45 PM	6	8	2	1	6	1	2	11	0	0	7	0	0	0	0	0	44	0
5:00 PM	3	9	3	2	9	1	2	13	0	0	2	0	0	0	0	0	44	0

INTERSECTION: *F St--E 39th St--*
 PROJECT ID#:
 QC JOB #: 10247047

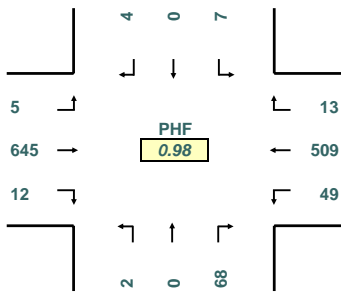
START TIME: 4:00 PM
 END TIME: 6:00 PM
 DATE: 4/10/2007



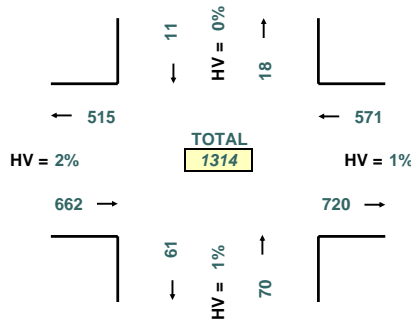
16285 SW 85th Avenue, Ste. 302
 Tigard, OR 97224
 Phone: 503-620-4242
 Fax: 503 620-4545

www.qualitycounts.net

PEAK HOUR TURNING MOVEMENTS



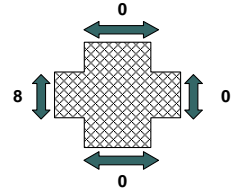
PEAK HOUR LINK VOLUMES



PEAK HOUR: 4:30 PM TO 5:30 PM

PEAK 15 MINUTES: 5:15 PM TO 5:30 PM

PEAK HOUR PED CROSSING VOLUMES



5-MINUTE COUNT PERIOD BEGINNING AT	F St-- (Southbound)			E 39th St-- (Westbound)			F St-- (Northbound)			E 39th St-- (Eastbound)			Crosswalk Usage (Peds By Approach)				TOTAL	
	Right	Thru	Left	Right	Thru	Left	Right	Thru	Left	Right	Thru	Left	North	East	South	West	Veh	Peds
4:00 PM	0	0	0	2	42	6	5	0	0	2	53	0	2	0	1	0	110	3
4:05 PM	2	0	1	0	36	3	3	0	0	3	58	0	0	0	0	0	106	0
4:10 PM	0	0	0	1	35	1	14	0	0	0	51	0	0	0	0	1	102	1
4:15 PM	0	0	0	0	43	7	17	0	1	0	47	0	0	0	0	0	115	0
4:20 PM	0	0	0	1	35	4	4	0	0	2	34	0	0	0	0	0	80	0
4:25 PM	0	0	0	1	42	2	3	0	1	0	45	0	0	0	2	0	94	2
4:30 PM	0	0	2	3	42	4	4	0	0	2	46	0	0	0	0	0	103	0
4:35 PM	0	0	2	1	39	5	4	0	0	0	51	1	0	0	0	0	103	0
4:40 PM	0	0	1	0	41	4	8	0	0	1	61	0	0	0	0	1	116	1
4:45 PM	0	0	0	2	47	0	6	0	0	1	69	0	0	0	0	2	125	2
4:50 PM	0	0	1	0	36	4	7	0	2	0	50	0	0	0	0	1	100	1
4:55 PM	1	0	0	1	34	5	4	0	0	1	56	0	0	0	0	0	102	0
5:00 PM	0	0	0	2	54	5	3	0	0	1	57	1	0	0	0	0	123	0
5:05 PM	0	0	1	0	36	4	4	0	0	2	53	0	0	0	0	3	100	3
5:10 PM	2	0	0	1	37	4	10	0	0	0	53	1	0	0	0	0	108	0
5:15 PM	1	0	0	0	47	4	9	0	0	1	54	1	0	0	0	0	117	0
5:20 PM	0	0	0	2	48	5	6	0	0	0	45	1	0	0	0	0	107	0
5:25 PM	0	0	0	1	48	5	3	0	0	3	50	0	0	0	0	1	110	1
5:30 PM	0	0	0	3	42	5	5	0	1	1	47	0	0	0	0	0	104	0
5:35 PM	1	0	0	2	33	0	6	0	1	2	39	0	0	0	0	0	84	0
5:40 PM	0	0	0	1	64	1	7	0	1	5	54	0	0	0	0	0	133	0
5:45 PM	0	0	0	3	31	2	3	0	0	3	32	0	0	0	0	0	74	0
5:50 PM	0	1	1	0	57	2	2	0	1	0	39	1	0	0	0	0	104	0
5:55 PM	0	0	0	0	35	2	3	0	1	1	43	0	0	0	0	0	85	0
HOURLY TOTALS	Southbound			Westbound			Northbound			Eastbound			Pedestrians By Approach				TOTAL	
4:00 PM	3	0	7	12	472	45	79	0	4	12	621	1	2	0	3	5	1256	10
4:15 PM	3	0	7	12	486	48	74	0	4	10	622	3	0	0	2	7	1269	9
4:30 PM	4	0	7	13	509	49	68	0	2	12	645	5	0	0	8	8	1314	8
4:45 PM	5	0	2	15	526	42	70	0	5	17	627	4	0	0	0	7	1313	7
5:00 PM	4	1	2	15	532	39	61	0	5	19	566	5	0	0	0	4	1249	4

INTERSECTION: *F St--E 39th St--*
 PROJECT ID#:
 QC JOB #: 10247047

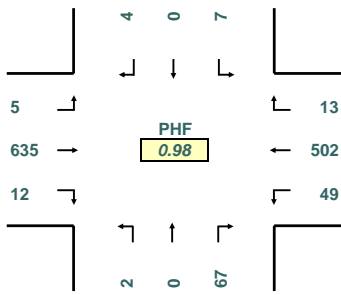
START TIME: 4:00 PM
 END TIME: 6:00 PM
 DATE: 4/10/2007



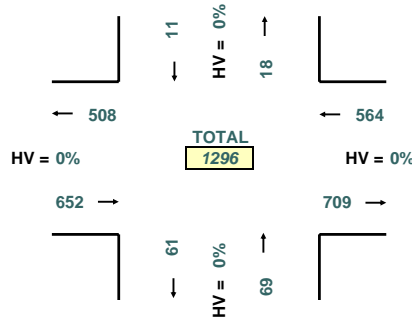
16285 SW 85th Avenue, Ste. 302
 Tigard, OR 97224
 Phone: 503-620-4242
 Fax: 503 620-4545

www.qualitycounts.net

PEAK HOUR TURNING MOVEMENTS



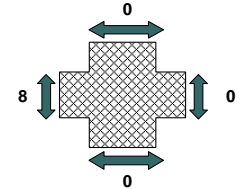
PEAK HOUR LINK VOLUMES



PEAK HOUR: 4:30 PM TO 5:30 PM

PEAK 15 MINUTES: 5:15 PM TO 5:30 PM

PEAK HOUR PED CROSSING VOLUMES



5-MINUTE COUNT PERIOD BEGINNING AT	F St-- (Southbound)			E 39th St-- (Westbound)			F St-- (Northbound)			E 39th St-- (Eastbound)			Crosswalk Usage (Peds By Approach)				TOTAL	
	Right	Thru	Left	Right	Thru	Left	Right	Thru	Left	Right	Thru	Left	North	East	South	West	Veh	Peds
4:00 PM	0	0	0	2	42	6	5	0	0	2	52	0	2	0	1	0	109	3
4:05 PM	2	0	1	0	34	3	3	0	0	3	58	0	0	0	0	0	104	0
4:10 PM	0	0	0	1	35	1	14	0	0	0	50	0	0	0	0	1	101	1
4:15 PM	0	0	0	0	43	7	10	0	1	0	47	0	0	0	0	0	108	0
4:20 PM	0	0	0	1	33	4	3	0	0	2	33	0	0	0	0	0	76	0
4:25 PM	0	0	0	1	42	2	3	0	1	0	45	0	0	0	2	0	94	2
4:30 PM	0	0	2	3	42	4	4	0	0	2	46	0	0	0	0	0	103	0
4:35 PM	0	0	2	1	39	5	4	0	0	0	51	1	0	0	0	0	103	0
4:40 PM	0	0	1	0	41	4	8	0	0	1	60	0	0	0	0	1	115	1
4:45 PM	0	0	0	2	46	0	6	0	0	1	67	0	0	0	0	2	122	2
4:50 PM	0	0	1	0	35	4	6	0	2	0	49	0	0	0	0	1	97	1
4:55 PM	1	0	0	1	34	5	4	0	0	1	54	0	0	0	0	0	100	0
5:00 PM	0	0	0	2	52	5	3	0	0	1	56	1	0	0	0	0	120	0
5:05 PM	0	0	1	0	36	4	4	0	0	2	53	0	0	0	0	3	100	3
5:10 PM	2	0	0	1	36	4	10	0	0	0	52	1	0	0	0	0	106	0
5:15 PM	1	0	0	0	46	4	9	0	0	1	54	1	0	0	0	0	116	0
5:20 PM	0	0	0	2	47	5	6	0	0	0	43	1	0	0	0	0	104	0
5:25 PM	0	0	0	1	48	5	3	0	0	3	50	0	0	0	0	1	110	1
5:30 PM	0	0	0	3	42	5	5	0	1	1	46	0	0	0	0	0	103	0
5:35 PM	1	0	0	2	32	0	6	0	1	2	39	0	0	0	0	0	83	0
5:40 PM	0	0	0	1	61	1	7	0	1	5	54	0	0	0	0	0	130	0
5:45 PM	0	0	0	3	31	2	3	0	0	3	32	0	0	0	0	0	74	0
5:50 PM	0	1	1	0	57	2	2	0	1	0	39	1	0	0	0	0	104	0
5:55 PM	0	0	0	0	33	2	3	0	1	1	43	0	0	0	0	0	83	0
HOURLY TOTALS	Southbound			Westbound			Northbound			Eastbound			Pedestrians By Approach				TOTAL	
4:00 PM	3	0	7	12	466	45	70	0	4	12	612	1	2	0	3	5	1232	10
4:15 PM	3	0	7	12	479	48	65	0	4	10	613	3	0	0	2	7	1244	9
4:30 PM	4	0	7	13	502	49	67	0	2	12	635	5	0	0	8	8	1296	8
4:45 PM	5	0	2	15	515	42	69	0	5	17	617	4	0	0	0	7	1291	7
5:00 PM	4	1	2	15	521	39	61	0	5	19	561	5	0	0	0	4	1233	4

INTERSECTION: *F St--E 39th St--*
 PROJECT ID#:
 QC JOB #: 10247047

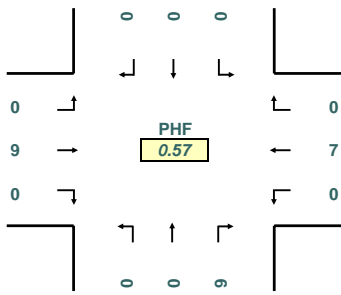
START TIME: 4:00 PM
 END TIME: 6:00 PM
 DATE: 4/10/2007



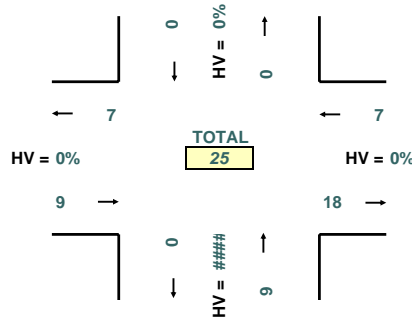
16285 SW 85th Avenue, Ste. 302
 Tigard, OR 97224
 Phone: 503-620-4242
 Fax: 503 620-4545

www.qualitycounts.net

PEAK HOUR TURNING MOVEMENTS



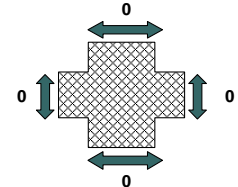
PEAK HOUR LINK VOLUMES



PEAK HOUR: 4:15 PM TO 5:15 PM

PEAK 15 MINUTES: 4:15 PM TO 4:30 PM

PEAK HOUR PED CROSSING VOLUMES



5-MINUTE COUNT PERIOD BEGINNING AT	<i>F St--</i> (Southbound)			<i>E 39th St--</i> (Westbound)			<i>F St--</i> (Northbound)			<i>E 39th St--</i> (Eastbound)			Crosswalk Usage (Peds By Approach)				TOTAL	
	Right	Thru	Left	Right	Thru	Left	Right	Thru	Left	Right	Thru	Left	North	East	South	West	Veh	Peds
4:00 PM	0	0	0	0	0	0	0	0	0	0	1	0	0	0	0	0	1	0
4:05 PM	0	0	0	0	2	0	0	0	0	0	0	0	0	0	0	0	2	0
4:10 PM	0	0	0	0	0	0	0	0	0	1	0	0	0	0	0	0	1	0
4:15 PM	0	0	0	0	0	0	7	0	0	0	0	0	0	0	0	0	7	0
4:20 PM	0	0	0	0	2	0	1	0	0	0	1	0	0	0	0	0	4	0
4:25 PM	0	0	0	0	0	0	0	0	0	0	0	0	0	0	0	0	0	0
4:30 PM	0	0	0	0	0	0	0	0	0	0	0	0	0	0	0	0	0	0
4:35 PM	0	0	0	0	0	0	0	0	0	0	0	0	0	0	0	0	0	0
4:40 PM	0	0	0	0	0	0	0	0	0	1	0	0	0	0	0	0	1	0
4:45 PM	0	0	0	0	1	0	0	0	0	2	0	0	0	0	0	0	3	0
4:50 PM	0	0	0	0	1	0	1	0	0	1	0	0	0	0	0	0	3	0
4:55 PM	0	0	0	0	0	0	0	0	0	2	0	0	0	0	0	0	2	0
5:00 PM	0	0	0	0	2	0	0	0	0	1	0	0	0	0	0	0	3	0
5:05 PM	0	0	0	0	0	0	0	0	0	0	0	0	0	0	0	0	0	0
5:10 PM	0	0	0	0	1	0	0	0	0	1	0	0	0	0	0	0	2	0
5:15 PM	0	0	0	0	1	0	0	0	0	0	0	0	0	0	0	0	1	0
5:20 PM	0	0	0	0	1	0	0	0	0	2	0	0	0	0	0	0	3	0
5:25 PM	0	0	0	0	0	0	0	0	0	0	0	0	0	0	0	0	0	0
5:30 PM	0	0	0	0	0	0	0	0	0	1	0	0	0	0	0	0	1	0
5:35 PM	0	0	0	0	1	0	0	0	0	0	0	0	0	0	0	0	1	0
5:40 PM	0	0	0	0	3	0	0	0	0	0	0	0	0	0	0	0	3	0
5:45 PM	0	0	0	0	0	0	0	0	0	0	0	0	0	0	0	0	0	0
5:50 PM	0	0	0	0	0	0	0	0	0	0	0	0	0	0	0	0	0	0
5:55 PM	0	0	0	0	2	0	0	0	0	0	0	0	0	0	0	0	2	0
HOURLY TOTALS	Southbound			Westbound			Northbound			Eastbound			Pedestrians By Approach				TOTAL	
4:00 PM	0	0	0	0	6	0	9	0	0	0	9	0	0	0	0	0	24	0
4:15 PM	0	0	0	0	7	0	9	0	0	0	9	0	0	0	0	0	25	0
4:30 PM	0	0	0	0	7	0	1	0	0	0	10	0	0	0	0	0	18	0
4:45 PM	0	0	0	0	11	0	1	0	0	0	10	0	0	0	0	0	22	0
5:00 PM	0	0	0	0	11	0	0	0	0	0	5	0	0	0	0	0	16	0

INTERSECTION: *P st--/39th St--*
 PROJECT ID#:
 QC JOB #: 10247059

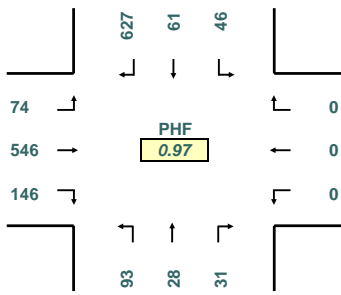
START TIME: 4:00 PM
 END TIME: 6:00 PM
 DATE: 4/10/2007



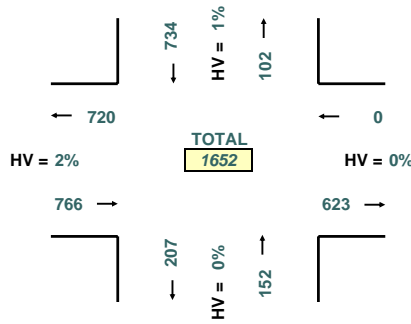
16285 SW 85th Avenue, Ste. 302
 Tigard, OR 97224
 Phone: 503-620-4242
 Fax: 503 620-4545

www.qualitycounts.net

PEAK HOUR TURNING MOVEMENTS



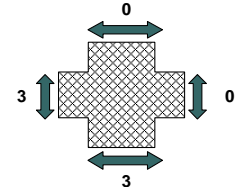
PEAK HOUR LINK VOLUMES



PEAK HOUR: 4:45 PM TO 5:45 PM

PEAK 15 MINUTES: 5:15 PM TO 5:30 PM

PEAK HOUR PED CROSSING VOLUMES



5-MINUTE COUNT PERIOD BEGINNING AT	<i>P st--</i> (Southbound)			<i>39th St--</i> (Westbound)			<i>P st--</i> (Northbound)			<i>39th St--</i> (Eastbound)			Crosswalk Usage (Peds By Approach)				TOTAL	
	Right	Thru	Left	Right	Thru	Left	Right	Thru	Left	Right	Thru	Left	North	East	South	West	Veh	Peds
4:00 PM	48	10	4	0	0	0	7	1	9	10	43	6	0	0	0	0	138	0
4:05 PM	43	6	5	0	0	0	4	0	12	8	45	2	0	0	0	1	125	1
4:10 PM	51	3	5	0	0	0	2	2	2	14	52	7	0	0	0	1	138	1
4:15 PM	52	6	2	0	0	0	3	8	8	13	49	10	0	0	0	0	151	0
4:20 PM	56	4	6	0	0	0	3	1	8	13	41	7	0	0	0	0	139	0
4:25 PM	51	4	4	0	0	0	4	1	9	14	35	7	0	0	0	1	129	1
4:30 PM	47	3	3	0	0	0	3	1	8	9	43	6	0	0	0	0	123	0
4:35 PM	43	5	4	0	0	0	0	3	5	12	41	7	0	0	0	0	120	0
4:40 PM	60	4	2	0	0	0	2	6	2	10	54	3	0	0	0	2	143	2
4:45 PM	50	10	4	0	0	0	3	2	13	6	45	6	0	0	0	0	139	0
4:50 PM	40	7	6	0	0	0	1	4	6	10	53	4	0	0	0	0	131	0
4:55 PM	60	6	2	0	0	0	1	1	4	12	51	5	0	0	0	1	142	1
5:00 PM	56	4	1	0	0	0	1	3	8	11	41	6	0	0	1	1	131	2
5:05 PM	64	2	2	0	0	0	1	2	6	11	51	4	0	0	0	0	143	0
5:10 PM	60	1	5	0	0	0	3	3	14	12	46	7	0	0	0	0	151	0
5:15 PM	57	3	4	0	0	0	0	3	6	14	46	7	0	0	1	0	140	1
5:20 PM	47	11	9	0	0	0	3	5	8	10	45	8	0	0	0	0	146	0
5:25 PM	58	3	1	0	0	0	4	3	6	11	41	12	0	0	0	0	139	0
5:30 PM	37	6	4	0	0	0	6	0	7	17	41	7	0	0	1	1	125	2
5:35 PM	48	1	3	0	0	0	1	1	4	18	47	3	0	0	0	0	126	0
5:40 PM	50	7	5	0	0	0	7	1	11	14	39	5	0	0	0	0	139	0
5:45 PM	47	1	2	0	0	0	3	2	12	6	42	4	0	0	0	0	119	0
5:50 PM	41	5	2	0	0	0	2	6	16	9	43	7	0	0	0	0	131	0
5:55 PM	51	2	3	0	0	0	4	3	8	8	35	5	0	0	0	0	119	0
HOURLY TOTALS	Southbound			Westbound			Northbound			Eastbound			Pedestrians By Approach				TOTAL	
4:00 PM	601	68	47	0	0	0	33	30	86	131	552	70	0	0	0	6	1618	6
4:15 PM	639	56	41	0	0	0	25	35	91	133	550	72	0	0	1	5	1642	6
4:30 PM	642	59	43	0	0	0	22	36	86	128	557	75	0	0	2	4	1648	6
4:45 PM	627	61	46	0	0	0	31	28	93	146	546	74	0	0	3	3	1652	6
5:00 PM	616	46	41	0	0	0	35	32	106	141	517	75	0	0	3	2	1609	5

INTERSECTION: *P st--/39th St--*
 PROJECT ID#:
 QC JOB #: 10247059

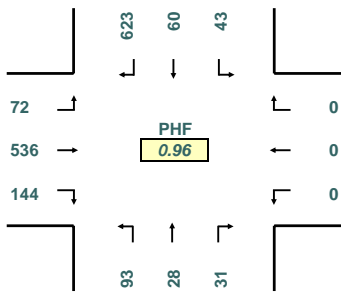
START TIME: 4:00 PM
 END TIME: 6:00 PM
 DATE: 4/10/2007



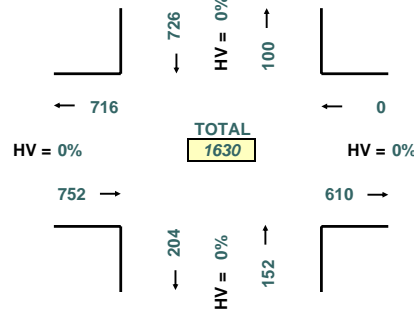
16285 SW 85th Avenue, Ste. 302
 Tigard, OR 97224
 Phone: 503-620-4242
 Fax: 503 620-4545

www.qualitycounts.net

PEAK HOUR TURNING MOVEMENTS



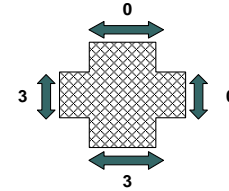
PEAK HOUR LINK VOLUMES



PEAK HOUR: 4:45 PM TO 5:45 PM

PEAK 15 MINUTES: 5:00 PM TO 5:15 PM

PEAK HOUR PED CROSSING VOLUMES



5-MINUTE COUNT PERIOD BEGINNING AT	<i>P st--</i> (Southbound)			<i>39th St--</i> (Westbound)			<i>P st--</i> (Northbound)			<i>39th St--</i> (Eastbound)			Crosswalk Usage (Peds By Approach)				TOTAL	
	Right	Thru	Left	Right	Thru	Left	Right	Thru	Left	Right	Thru	Left	North	East	South	West	Veh	Peds
4:00 PM	48	10	4	0	0	0	7	1	9	10	38	6	0	0	0	0	133	0
4:05 PM	42	6	4	0	0	0	4	0	12	8	36	2	0	0	0	1	114	1
4:10 PM	50	2	5	0	0	0	2	2	2	14	47	7	0	0	0	1	131	1
4:15 PM	52	6	2	0	0	0	3	7	8	13	44	10	0	0	0	0	145	0
4:20 PM	54	4	6	0	0	0	3	1	7	13	40	7	0	0	0	0	135	0
4:25 PM	50	4	4	0	0	0	4	1	9	14	33	7	0	0	0	1	126	1
4:30 PM	46	3	3	0	0	0	2	1	8	9	43	6	0	0	0	0	121	0
4:35 PM	43	5	4	0	0	0	0	3	5	12	41	7	0	0	0	0	120	0
4:40 PM	60	4	2	0	0	0	2	6	2	10	53	3	0	0	0	2	142	2
4:45 PM	49	9	4	0	0	0	3	2	13	6	43	6	0	0	0	0	135	0
4:50 PM	39	7	5	0	0	0	1	4	6	10	50	4	0	0	0	0	126	0
4:55 PM	60	6	2	0	0	0	1	1	4	12	51	5	0	0	0	1	142	1
5:00 PM	56	4	1	0	0	0	1	3	8	11	40	6	0	0	1	1	130	2
5:05 PM	64	2	2	0	0	0	1	2	6	11	51	4	0	0	0	0	143	0
5:10 PM	60	1	5	0	0	0	3	3	14	11	46	7	0	0	0	0	150	0
5:15 PM	57	3	4	0	0	0	0	3	6	14	46	5	0	0	1	0	138	1
5:20 PM	46	11	8	0	0	0	3	5	8	10	43	8	0	0	0	0	142	0
5:25 PM	58	3	1	0	0	0	4	3	6	11	41	12	0	0	0	0	139	0
5:30 PM	37	6	4	0	0	0	6	0	7	16	40	7	0	0	1	1	123	2
5:35 PM	48	1	3	0	0	0	1	1	4	18	46	3	0	0	0	0	125	0
5:40 PM	49	7	4	0	0	0	7	1	11	14	39	5	0	0	0	0	137	0
5:45 PM	46	1	2	0	0	0	2	2	12	6	42	4	0	0	0	0	117	0
5:50 PM	40	5	2	0	0	0	2	6	16	9	43	7	0	0	0	0	130	0
5:55 PM	51	2	3	0	0	0	4	3	8	8	34	5	0	0	0	0	118	0
HOURLY TOTALS	Southbound			Westbound			Northbound			Eastbound			Pedestrians By Approach				TOTAL	
4:00 PM	593	66	45	0	0	0	32	29	85	131	519	70	0	0	0	6	1570	6
4:15 PM	633	55	40	0	0	0	24	34	90	132	535	72	0	0	1	5	1615	6
4:30 PM	638	58	41	0	0	0	21	36	86	127	548	73	0	0	2	4	1628	6
4:45 PM	623	60	43	0	0	0	31	28	93	144	536	72	0	0	3	3	1630	6
5:00 PM	612	46	39	0	0	0	34	32	106	139	511	73	0	0	3	2	1592	5

INTERSECTION: *P st--39th St--*
 PROJECT ID#:
 QC JOB #: 10247059

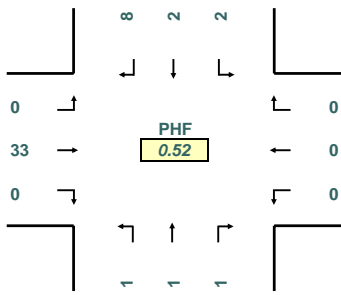
START TIME: 4:00 PM
 END TIME: 6:00 PM
 DATE: 4/10/2007



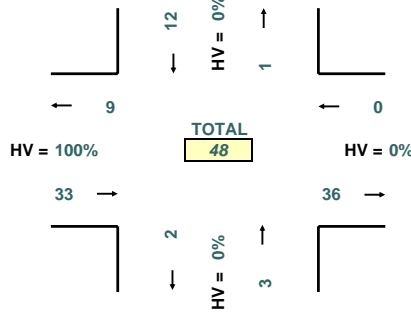
16285 SW 85th Avenue, Ste. 302
 Tigard, OR 97224
 Phone: 503-620-4242
 Fax: 503 620-4545

www.qualitycounts.net

PEAK HOUR TURNING MOVEMENTS



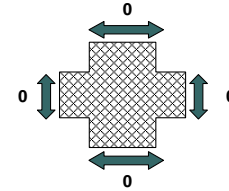
PEAK HOUR LINK VOLUMES



PEAK HOUR: 4:00 PM TO 5:00 PM

PEAK 15 MINUTES: 4:00 PM TO 4:15 PM

PEAK HOUR PED CROSSING VOLUMES



5-MINUTE COUNT PERIOD BEGINNING AT	<i>P st--</i> (Southbound)			<i>39th St--</i> (Westbound)			<i>P st--</i> (Northbound)			<i>39th St--</i> (Eastbound)			Crosswalk Usage (Peds By Approach)				TOTAL	
	Right	Thru	Left	Right	Thru	Left	Right	Thru	Left	Right	Thru	Left	North	East	South	West	Veh	Peds
4:00 PM	0	0	0	0	0	0	0	0	0	0	5	0	0	0	0	0	5	0
4:05 PM	1	0	1	0	0	0	0	0	0	0	9	0	0	0	0	0	11	0
4:10 PM	1	1	0	0	0	0	0	0	0	0	5	0	0	0	0	0	7	0
4:15 PM	0	0	0	0	0	0	0	0	1	0	5	0	0	0	0	0	6	0
4:20 PM	2	0	0	0	0	0	0	0	0	1	0	0	0	0	0	0	4	0
4:25 PM	1	0	0	0	0	0	0	0	0	0	2	0	0	0	0	0	3	0
4:30 PM	1	0	0	0	0	0	0	1	0	0	0	0	0	0	0	0	2	0
4:35 PM	0	0	0	0	0	0	0	0	0	0	0	0	0	0	0	0	0	0
4:40 PM	0	0	0	0	0	0	0	0	0	0	1	0	0	0	0	0	1	0
4:45 PM	1	1	0	0	0	0	0	0	0	0	2	0	0	0	0	0	4	0
4:50 PM	1	0	1	0	0	0	0	0	0	0	3	0	0	0	0	0	5	0
4:55 PM	0	0	0	0	0	0	0	0	0	0	0	0	0	0	0	0	0	0
5:00 PM	0	0	0	0	0	0	0	0	0	0	1	0	0	0	0	0	1	0
5:05 PM	0	0	0	0	0	0	0	0	0	0	0	0	0	0	0	0	0	0
5:10 PM	0	0	0	0	0	0	0	0	0	1	0	0	0	0	0	0	1	0
5:15 PM	0	0	0	0	0	0	0	0	0	0	0	2	0	0	0	0	2	0
5:20 PM	1	0	1	0	0	0	0	0	0	0	2	0	0	0	0	0	4	0
5:25 PM	0	0	0	0	0	0	0	0	0	0	0	0	0	0	0	0	0	0
5:30 PM	0	0	0	0	0	0	0	0	0	0	1	1	0	0	0	0	2	0
5:35 PM	0	0	0	0	0	0	0	0	0	0	1	0	0	0	0	0	1	0
5:40 PM	1	0	1	0	0	0	0	0	0	0	0	0	0	0	0	0	2	0
5:45 PM	1	0	0	0	0	0	0	1	0	0	0	0	0	0	0	0	2	0
5:50 PM	1	0	0	0	0	0	0	0	0	0	0	0	0	0	0	0	1	0
5:55 PM	0	0	0	0	0	0	0	0	0	0	1	0	0	0	0	0	1	0
HOURLY TOTALS	Southbound			Westbound			Northbound			Eastbound			Pedestrians By Approach				TOTAL	
	Right	Thru	Left	Right	Thru	Left	Right	Thru	Left	Right	Thru	Left	North	East	South	West	Veh	Peds
4:00 PM	8	2	2	0	0	0	1	1	1	0	33	0	0	0	0	0	48	0
4:15 PM	6	1	1	0	0	0	1	1	1	1	15	0	0	0	0	0	27	0
4:30 PM	4	1	2	0	0	0	1	0	0	1	9	2	0	0	0	0	20	0
4:45 PM	4	1	3	0	0	0	0	0	0	2	10	2	0	0	0	0	22	0
5:00 PM	4	0	2	0	0	0	1	0	0	2	6	2	0	0	0	0	17	0

INTERSECTION: *NE 15th Ave--From North/SR-500 Ramp--From East*
 PROJECT ID#:
 QC JOB #: 10247060

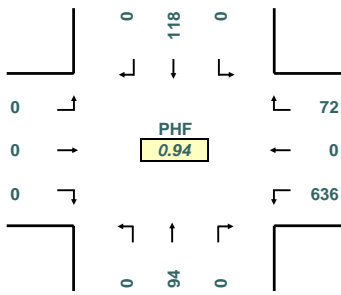
START TIME: 4:00 PM
 END TIME: 6:00 PM
 DATE: 4/10/2007



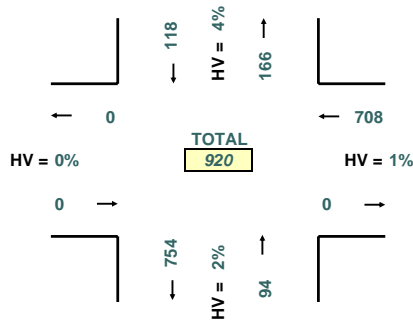
16285 SW 85th Avenue, Ste. 302
 Tigard, OR 97224
 Phone: 503-620-4242
 Fax: 503 620-4545

www.qualitycounts.net

PEAK HOUR TURNING MOVEMENTS



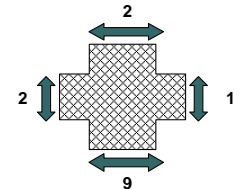
PEAK HOUR LINK VOLUMES



PEAK HOUR: 4:30 PM TO 5:30 PM

PEAK 15 MINUTES: 5:15 PM TO 5:30 PM

PEAK HOUR PED CROSSING VOLUMES



5-MINUTE COUNT PERIOD BEGINNING AT	NE 15th Ave--From North (Southbound)			SR-500 Ramp--From East (Westbound)			NE 15th Ave--From South (Northbound)			SR-500 Ramp--From West (Eastbound)			Crosswalk Usage (Peds By Approach)				TOTAL	
	Right	Thru	Left	Right	Thru	Left	Right	Thru	Left	Right	Thru	Left	North	East	South	West	Veh	Peds
4:00 PM	0	12	0	9	0	49	0	10	0	0	0	0	0	0	0	0	80	0
4:05 PM	0	13	0	5	0	43	0	2	0	0	0	0	1	0	0	0	63	1
4:10 PM	0	9	0	4	0	48	0	9	0	0	0	0	1	0	3	0	70	4
4:15 PM	0	12	0	7	0	49	0	14	0	0	0	0	0	0	0	0	82	0
4:20 PM	0	12	0	7	0	54	0	7	0	0	0	0	0	0	0	1	80	1
4:25 PM	0	9	0	6	0	49	0	8	0	0	0	0	1	0	2	0	72	3
4:30 PM	0	12	0	5	0	40	0	7	0	0	0	0	0	0	1	0	64	1
4:35 PM	0	10	0	4	0	41	0	9	0	0	0	0	1	1	0	0	64	2
4:40 PM	0	8	0	8	0	58	0	8	0	0	0	0	0	0	3	0	82	3
4:45 PM	0	11	0	7	0	57	0	7	0	0	0	0	0	0	3	0	82	3
4:50 PM	0	14	0	4	0	40	0	5	0	0	0	0	0	0	0	0	63	0
4:55 PM	0	10	0	6	0	59	0	4	0	0	0	0	0	0	0	0	79	0
5:00 PM	0	8	0	5	0	54	0	8	0	0	0	0	1	0	0	2	75	3
5:05 PM	0	4	0	7	0	65	0	4	0	0	0	0	0	0	0	0	80	0
5:10 PM	0	7	0	6	0	62	0	12	0	0	0	0	0	0	0	0	87	0
5:15 PM	0	11	0	8	0	57	0	7	0	0	0	0	0	0	2	0	83	2
5:20 PM	0	14	0	4	0	52	0	9	0	0	0	0	0	0	0	0	79	0
5:25 PM	0	9	0	8	0	51	0	14	0	0	0	0	0	0	0	0	82	0
5:30 PM	0	10	0	0	0	40	0	8	0	0	0	0	2	0	2	0	58	4
5:35 PM	0	8	0	7	0	46	0	5	0	0	0	0	0	0	0	0	66	0
5:40 PM	0	13	0	5	0	47	0	6	0	0	0	0	0	0	0	0	71	0
5:45 PM	0	6	0	9	0	44	0	5	0	0	0	0	0	1	0	0	64	1
5:50 PM	0	10	0	7	0	38	0	8	0	0	0	0	0	0	0	0	63	0
5:55 PM	0	5	0	2	0	47	0	8	0	0	0	0	0	0	0	0	62	0
HOURLY TOTALS	Southbound			Westbound			Northbound			Eastbound			Pedestrians By Approach				TOTAL	
	Right	Thru	Left	Right	Thru	Left	Right	Thru	Left	Right	Thru	Left	North	East	South	West	Veh	Peds
4:00 PM	0	132	0	72	0	587	0	90	0	0	0	0	4	1	12	1	881	18
4:15 PM	0	117	0	72	0	628	0	93	0	0	0	0	3	1	9	3	910	16
4:30 PM	0	118	0	72	0	636	0	94	0	0	0	0	2	1	9	2	920	14
4:45 PM	0	119	0	67	0	630	0	89	0	0	0	0	3	0	7	2	905	12
5:00 PM	0	105	0	68	0	603	0	94	0	0	0	0	3	1	4	2	870	10

INTERSECTION: *NE 15th Ave--/SR-500 Ramp--*
 PROJECT ID#:
 QC JOB #: 10247060

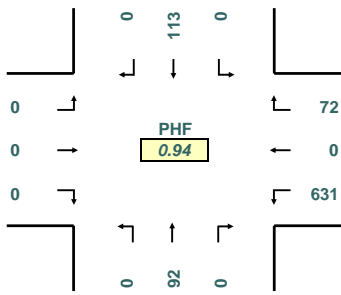
START TIME: 4:00 PM
 END TIME: 6:00 PM
 DATE: 4/10/2007



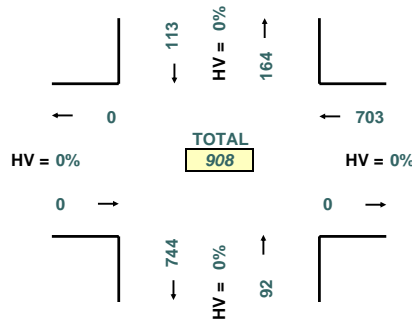
16285 SW 85th Avenue, Ste. 302
 Tigard, OR 97224
 Phone: 503-620-4242
 Fax: 503 620-4545

www.qualitycounts.net

PEAK HOUR TURNING MOVEMENTS



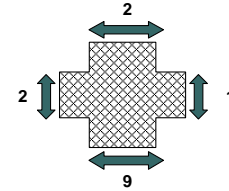
PEAK HOUR LINK VOLUMES



PEAK HOUR: 4:30 PM TO 5:30 PM

PEAK 15 MINUTES: 5:00 PM TO 5:15 PM

PEAK HOUR PED CROSSING VOLUMES



5-MINUTE COUNT PERIOD BEGINNING AT	NE 15th Ave-- (Southbound)			SR-500 Ramp-- (Westbound)			NE 15th Ave-- (Northbound)			SR-500 Ramp-- (Eastbound)			Crosswalk Usage (Peds By Approach)				TOTAL	
	Right	Thru	Left	Right	Thru	Left	Right	Thru	Left	Right	Thru	Left	North	East	South	West	Veh	Peds
4:00 PM	0	12	0	9	0	49	0	9	0	0	0	0	0	0	0	0	79	0
4:05 PM	0	12	0	5	0	41	0	2	0	0	0	0	1	0	0	0	60	1
4:10 PM	0	8	0	4	0	46	0	9	0	0	0	0	1	0	3	0	67	4
4:15 PM	0	12	0	5	0	49	0	13	0	0	0	0	0	0	0	0	79	0
4:20 PM	0	12	0	7	0	51	0	7	0	0	0	0	0	0	0	1	77	1
4:25 PM	0	9	0	6	0	46	0	8	0	0	0	0	1	0	2	0	69	3
4:30 PM	0	11	0	5	0	40	0	7	0	0	0	0	0	0	1	0	63	1
4:35 PM	0	10	0	4	0	40	0	9	0	0	0	0	1	1	0	0	63	2
4:40 PM	0	7	0	8	0	58	0	8	0	0	0	0	0	0	3	0	81	3
4:45 PM	0	11	0	7	0	56	0	6	0	0	0	0	0	0	3	0	80	3
4:50 PM	0	12	0	4	0	39	0	5	0	0	0	0	0	0	0	0	60	0
4:55 PM	0	10	0	6	0	58	0	4	0	0	0	0	0	0	0	0	78	0
5:00 PM	0	8	0	5	0	54	0	8	0	0	0	0	1	0	0	2	75	3
5:05 PM	0	4	0	7	0	65	0	4	0	0	0	0	0	0	0	0	80	0
5:10 PM	0	7	0	6	0	62	0	12	0	0	0	0	0	0	0	0	87	0
5:15 PM	0	11	0	8	0	57	0	6	0	0	0	0	0	0	2	0	82	2
5:20 PM	0	13	0	4	0	51	0	9	0	0	0	0	0	0	0	0	77	0
5:25 PM	0	9	0	8	0	51	0	14	0	0	0	0	0	0	0	0	82	0
5:30 PM	0	10	0	0	0	40	0	8	0	0	0	0	2	0	2	0	58	4
5:35 PM	0	8	0	7	0	46	0	5	0	0	0	0	0	0	0	0	66	0
5:40 PM	0	12	0	5	0	46	0	6	0	0	0	0	0	0	0	0	69	0
5:45 PM	0	6	0	9	0	42	0	5	0	0	0	0	0	1	0	0	62	1
5:50 PM	0	10	0	7	0	37	0	8	0	0	0	0	0	0	0	0	62	0
5:55 PM	0	5	0	2	0	47	0	8	0	0	0	0	0	0	0	0	62	0
HOURLY TOTALS	Southbound			Westbound			Northbound			Eastbound			Pedestrians By Approach				TOTAL	
4:00 PM	0	126	0	70	0	573	0	87	0	0	0	0	4	1	12	1	856	18
4:15 PM	0	113	0	70	0	618	0	91	0	0	0	0	3	1	9	3	892	16
4:30 PM	0	113	0	72	0	631	0	92	0	0	0	0	2	1	9	2	908	14
4:45 PM	0	115	0	67	0	625	0	87	0	0	0	0	3	0	7	2	894	12
5:00 PM	0	103	0	68	0	598	0	93	0	0	0	0	3	1	4	2	862	10

INTERSECTION: *NE 15th Ave--/SR-500 Ramp--*
 PROJECT ID#:
 QC JOB #: 10247060

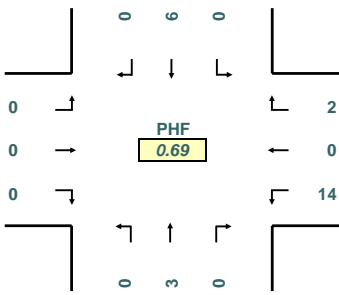
START TIME: 4:00 PM
 END TIME: 6:00 PM
 DATE: 4/10/2007



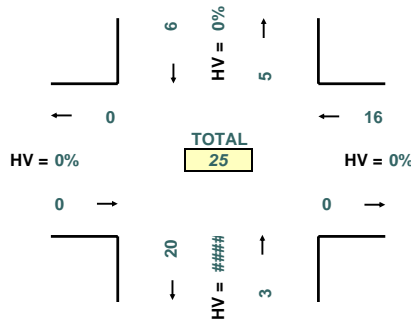
16285 SW 85th Avenue, Ste. 302
 Tigard, OR 97224
 Phone: 503-620-4242
 Fax: 503 620-4545

www.qualitycounts.net

PEAK HOUR TURNING MOVEMENTS



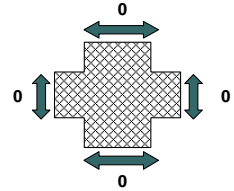
PEAK HOUR LINK VOLUMES



PEAK HOUR: 4:00 PM TO 5:00 PM

PEAK 15 MINUTES: 4:15 PM TO 4:30 PM

PEAK HOUR PED CROSSING VOLUMES



5-MINUTE COUNT PERIOD BEGINNING AT	NE 15th Ave-- (Southbound)			SR-500 Ramp-- (Westbound)			NE 15th Ave-- (Northbound)			SR-500 Ramp-- (Eastbound)			Crosswalk Usage (Peds By Approach)				TOTAL	
	Right	Thru	Left	Right	Thru	Left	Right	Thru	Left	Right	Thru	Left	North	East	South	West	Veh	Peds
4:00 PM	0	0	0	0	0	0	0	1	0	0	0	0	0	0	0	0	1	0
4:05 PM	0	1	0	0	0	0	2	0	0	0	0	0	0	0	0	0	3	0
4:10 PM	0	1	0	0	0	0	2	0	0	0	0	0	0	0	0	0	3	0
4:15 PM	0	0	0	2	0	0	0	1	0	0	0	0	0	0	0	0	3	0
4:20 PM	0	0	0	0	0	0	3	0	0	0	0	0	0	0	0	0	3	0
4:25 PM	0	0	0	0	0	0	3	0	0	0	0	0	0	0	0	0	3	0
4:30 PM	0	1	0	0	0	0	0	0	0	0	0	0	0	0	0	0	1	0
4:35 PM	0	0	0	0	0	0	1	0	0	0	0	0	0	0	0	0	1	0
4:40 PM	0	1	0	0	0	0	0	0	0	0	0	0	0	0	0	0	1	0
4:45 PM	0	0	0	0	0	0	1	0	1	0	0	0	0	0	0	0	2	0
4:50 PM	0	2	0	0	0	0	1	0	0	0	0	0	0	0	0	0	3	0
4:55 PM	0	0	0	0	0	0	1	0	0	0	0	0	0	0	0	0	1	0
5:00 PM	0	0	0	0	0	0	0	0	0	0	0	0	0	0	0	0	0	0
5:05 PM	0	0	0	0	0	0	0	0	0	0	0	0	0	0	0	0	0	0
5:10 PM	0	0	0	0	0	0	0	0	0	0	0	0	0	0	0	0	0	0
5:15 PM	0	0	0	0	0	0	0	1	0	0	0	0	0	0	0	0	1	0
5:20 PM	0	1	0	0	0	0	1	0	0	0	0	0	0	0	0	0	2	0
5:25 PM	0	0	0	0	0	0	0	0	0	0	0	0	0	0	0	0	0	0
5:30 PM	0	0	0	0	0	0	0	0	0	0	0	0	0	0	0	0	0	0
5:35 PM	0	0	0	0	0	0	0	0	0	0	0	0	0	0	0	0	0	0
5:40 PM	0	1	0	0	0	0	1	0	0	0	0	0	0	0	0	0	2	0
5:45 PM	0	0	0	0	0	0	2	0	0	0	0	0	0	0	0	0	2	0
5:50 PM	0	0	0	0	0	0	1	0	0	0	0	0	0	0	0	0	1	0
5:55 PM	0	0	0	0	0	0	0	0	0	0	0	0	0	0	0	0	0	0
HOURLY TOTALS	Southbound			Westbound			Northbound			Eastbound			Pedestrians By Approach				TOTAL	
	Right	Thru	Left	Right	Thru	Left	Right	Thru	Left	Right	Thru	Left	North	East	South	West	Veh	Peds
4:00 PM	0	6	0	2	0	14	0	3	0	0	0	0	0	0	0	0	25	0
4:15 PM	0	4	0	2	0	10	0	2	0	0	0	0	0	0	0	0	18	0
4:30 PM	0	5	0	0	0	5	0	2	0	0	0	0	0	0	0	0	12	0
4:45 PM	0	4	0	0	0	5	0	2	0	0	0	0	0	0	0	0	11	0
5:00 PM	0	2	0	0	0	5	0	1	0	0	0	0	0	0	0	0	8	0

INTERSECTION: *Main St--NE 45th St--*
 PROJECT ID#:
 QC JOB #: 10247048

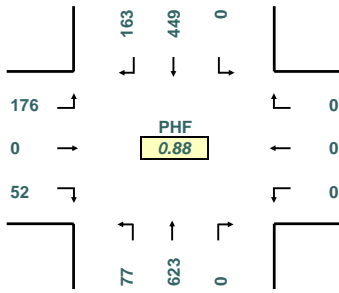
START TIME: 4:00 PM
 END TIME: 6:00 PM
 DATE: 4/10/2007



16285 SW 85th Avenue, Ste. 302
 Tigard, OR 97224
 Phone: 503-620-4242
 Fax: 503 620-4545

www.qualitycounts.net

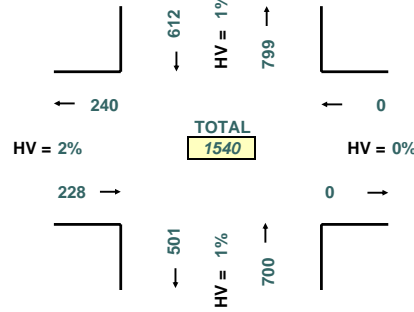
PEAK HOUR TURNING MOVEMENTS



PHF
0.88

PEAK HOUR: 4:45 PM TO 5:45 PM

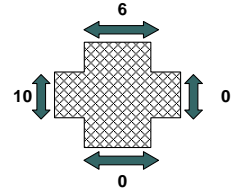
PEAK HOUR LINK VOLUMES



TOTAL
1540

PEAK 15 MINUTES: 5:00 PM TO 5:15 PM

PEAK HOUR PED CROSSING VOLUMES



5-MINUTE COUNT PERIOD BEGINNING AT	Main St-- (Southbound)			NE 45th St-- (Westbound)			Main St-- (Northbound)			NE 45th St-- (Eastbound)			Crosswalk Usage (Peds By Approach)				TOTAL	
	Right	Thru	Left	Right	Thru	Left	Right	Thru	Left	Right	Thru	Left	North	East	South	West	Veh	Peds
4:00 PM	10	54	0	0	0	0	0	33	5	4	0	13	0	0	0	0	119	0
4:05 PM	7	30	0	0	0	0	0	42	4	3	0	5	0	0	0	0	91	0
4:10 PM	20	43	0	0	0	0	0	56	4	3	0	15	0	0	0	1	141	1
4:15 PM	14	37	0	0	0	0	0	46	6	2	0	4	0	0	0	0	109	0
4:20 PM	12	43	0	0	0	0	0	45	6	2	0	10	0	0	0	0	118	0
4:25 PM	15	47	0	0	0	0	0	30	5	0	0	6	0	0	0	0	103	0
4:30 PM	14	42	0	0	0	0	0	41	4	5	0	5	0	0	0	0	111	0
4:35 PM	12	34	0	0	0	0	0	42	15	5	0	13	0	0	0	0	121	0
4:40 PM	17	44	0	0	0	0	0	37	2	5	0	8	0	0	0	1	113	1
4:45 PM	11	34	0	0	0	0	0	47	5	3	0	19	0	0	0	4	119	4
4:50 PM	18	38	0	0	0	0	0	32	8	4	0	10	0	0	0	1	110	1
4:55 PM	10	31	0	0	0	0	0	41	5	5	0	11	1	0	0	1	103	2
5:00 PM	13	31	0	0	0	0	0	52	7	5	0	17	1	0	0	1	125	2
5:05 PM	13	49	0	0	0	0	0	50	11	3	0	19	0	0	0	0	145	0
5:10 PM	15	34	0	0	0	0	0	78	11	4	0	24	0	0	0	0	166	0
5:15 PM	18	41	0	0	0	0	0	58	0	8	0	13	1	0	0	0	138	1
5:20 PM	14	41	0	0	0	0	0	66	3	1	0	17	0	0	0	0	142	0
5:25 PM	16	43	0	0	0	0	0	54	8	4	0	6	1	0	0	0	131	1
5:30 PM	13	36	0	0	0	0	0	51	12	7	0	13	0	0	0	1	132	1
5:35 PM	14	32	0	0	0	0	0	51	4	3	0	11	0	0	0	1	115	1
5:40 PM	8	39	0	0	0	0	0	43	3	5	0	16	2	0	0	1	114	3
5:45 PM	10	32	0	0	0	0	0	40	6	5	0	17	0	0	0	0	110	0
5:50 PM	16	41	0	0	0	0	0	37	7	2	0	11	1	0	0	0	114	1
5:55 PM	20	26	0	0	0	0	0	30	6	5	0	8	0	0	0	0	95	0
HOURLY TOTALS	Southbound			Westbound			Northbound			Eastbound			Pedestrians By Approach				TOTAL	
	Right	Thru	Left	Right	Thru	Left	Right	Thru	Left	Right	Thru	Left	North	East	South	West	Veh	Peds
4:00 PM	160	477	0	0	0	0	0	492	69	41	0	119	1	0	0	8	1358	9
4:15 PM	164	464	0	0	0	0	0	541	85	43	0	146	2	0	0	8	1443	10
4:30 PM	171	462	0	0	0	0	0	598	79	52	0	162	4	0	0	8	1524	12
4:45 PM	163	449	0	0	0	0	0	623	77	52	0	176	6	0	0	10	1540	16
5:00 PM	170	445	0	0	0	0	0	610	78	52	0	172	6	0	0	4	1527	10

INTERSECTION: *Main St--NE 45th St--*
 PROJECT ID#:
 QC JOB #: 10247048

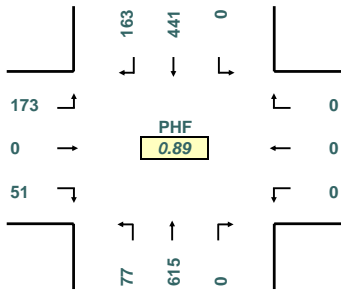
START TIME: 4:00 PM
 END TIME: 6:00 PM
 DATE: 4/10/2007



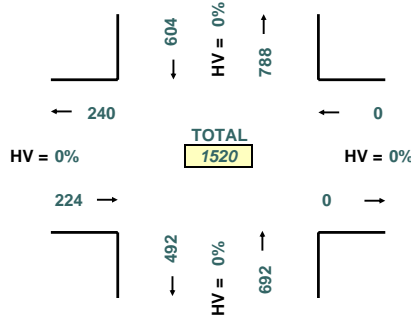
16285 SW 85th Avenue, Ste. 302
 Tigard, OR 97224
 Phone: 503-620-4242
 Fax: 503 620-4545

www.qualitycounts.net

PEAK HOUR TURNING MOVEMENTS



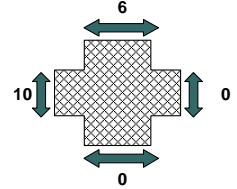
PEAK HOUR LINK VOLUMES



PEAK HOUR: 4:45 PM TO 5:45 PM

PEAK 15 MINUTES: 5:00 PM TO 5:15 PM

PEAK HOUR PED CROSSING VOLUMES



5-MINUTE COUNT PERIOD BEGINNING AT	Main St-- (Southbound)			NE 45th St-- (Westbound)			Main St-- (Northbound)			NE 45th St-- (Eastbound)			Crosswalk Usage (Peds By Approach)				TOTAL	
	Right	Thru	Left	Right	Thru	Left	Right	Thru	Left	Right	Thru	Left	North	East	South	West	Veh	Peds
4:00 PM	10	50	0	0	0	0	0	32	5	4	0	13	0	0	0	0	114	0
4:05 PM	7	30	0	0	0	0	0	42	4	3	0	5	0	0	0	0	91	0
4:10 PM	20	41	0	0	0	0	0	54	3	3	0	15	0	0	0	1	136	1
4:15 PM	13	33	0	0	0	0	0	43	6	2	0	4	0	0	0	0	101	0
4:20 PM	11	43	0	0	0	0	0	45	6	2	0	10	0	0	0	0	117	0
4:25 PM	14	45	0	0	0	0	0	29	4	0	0	6	0	0	0	0	98	0
4:30 PM	14	42	0	0	0	0	0	40	4	5	0	5	0	0	0	0	110	0
4:35 PM	12	31	0	0	0	0	0	42	15	5	0	13	0	0	0	0	118	0
4:40 PM	17	41	0	0	0	0	0	36	1	5	0	8	0	0	0	1	108	1
4:45 PM	11	34	0	0	0	0	0	47	5	3	0	19	0	0	0	4	119	4
4:50 PM	18	38	0	0	0	0	0	32	8	4	0	10	0	0	0	1	110	1
4:55 PM	10	30	0	0	0	0	0	41	5	5	0	11	1	0	0	1	102	2
5:00 PM	13	30	0	0	0	0	0	51	7	4	0	16	1	0	0	1	121	2
5:05 PM	13	48	0	0	0	0	0	50	11	3	0	17	0	0	0	0	142	0
5:10 PM	15	33	0	0	0	0	0	77	11	4	0	24	0	0	0	0	164	0
5:15 PM	18	40	0	0	0	0	0	57	0	8	0	13	1	0	0	0	136	1
5:20 PM	14	40	0	0	0	0	0	63	3	1	0	17	0	0	0	0	138	0
5:25 PM	16	41	0	0	0	0	0	53	8	4	0	6	1	0	0	0	128	1
5:30 PM	13	36	0	0	0	0	0	51	12	7	0	13	0	0	0	1	132	1
5:35 PM	14	32	0	0	0	0	0	50	4	3	0	11	0	0	0	1	114	1
5:40 PM	8	39	0	0	0	0	0	43	3	5	0	16	2	0	0	1	114	3
5:45 PM	10	31	0	0	0	0	0	37	6	4	0	17	0	0	0	0	105	0
5:50 PM	16	41	0	0	0	0	0	37	7	2	0	11	1	0	0	0	114	1
5:55 PM	20	25	0	0	0	0	0	27	6	5	0	8	0	0	0	0	91	0
HOURLY TOTALS	Southbound			Westbound			Northbound			Eastbound			Pedestrians By Approach				TOTAL	
4:00 PM	157	458	0	0	0	0	0	483	66	41	0	119	1	0	0	8	1324	9
4:15 PM	161	448	0	0	0	0	0	533	83	42	0	143	2	0	0	8	1410	10
4:30 PM	171	448	0	0	0	0	0	589	78	51	0	159	4	0	0	8	1496	12
4:45 PM	163	441	0	0	0	0	0	615	77	51	0	173	6	0	0	10	1520	16
5:00 PM	170	436	0	0	0	0	0	596	78	50	0	169	6	0	0	4	1499	10

INTERSECTION: *Main St--NE 45th St--*
 PROJECT ID#:
 QC JOB #: 10247048

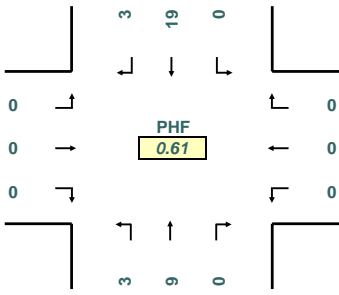
START TIME: 4:00 PM
 END TIME: 6:00 PM
 DATE: 4/10/2007



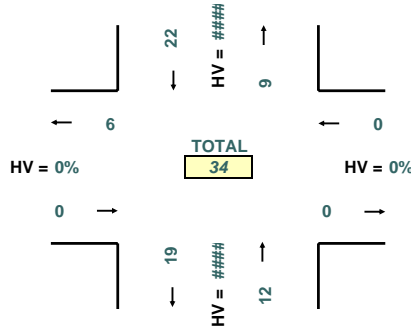
16285 SW 85th Avenue, Ste. 302
 Tigard, OR 97224
 Phone: 503-620-4242
 Fax: 503 620-4545

www.qualitycounts.net

PEAK HOUR TURNING MOVEMENTS



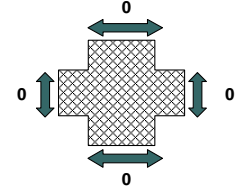
PEAK HOUR LINK VOLUMES



PEAK HOUR: 4:00 PM TO 5:00 PM

PEAK 15 MINUTES: 4:15 PM TO 4:30 PM

PEAK HOUR PED CROSSING VOLUMES



5-MINUTE COUNT PERIOD BEGINNING AT	Main St-- (Southbound)			NE 45th St-- (Westbound)			Main St-- (Northbound)			NE 45th St-- (Eastbound)			Crosswalk Usage (Peds By Approach)				TOTAL	
	Right	Thru	Left	Right	Thru	Left	Right	Thru	Left	Right	Thru	Left	North	East	South	West	Veh	Peds
4:00 PM	0	4	0	0	0	0	0	1	0	0	0	0	0	0	0	0	5	0
4:05 PM	0	0	0	0	0	0	0	0	0	0	0	0	0	0	0	0	0	0
4:10 PM	0	2	0	0	0	0	0	2	1	0	0	0	0	0	0	0	5	0
4:15 PM	1	4	0	0	0	0	0	3	0	0	0	0	0	0	0	0	8	0
4:20 PM	1	0	0	0	0	0	0	0	0	0	0	0	0	0	0	0	1	0
4:25 PM	1	2	0	0	0	0	0	1	1	0	0	0	0	0	0	0	5	0
4:30 PM	0	0	0	0	0	0	0	1	0	0	0	0	0	0	0	0	1	0
4:35 PM	0	3	0	0	0	0	0	0	0	0	0	0	0	0	0	0	3	0
4:40 PM	0	3	0	0	0	0	0	1	1	0	0	0	0	0	0	0	5	0
4:45 PM	0	0	0	0	0	0	0	0	0	0	0	0	0	0	0	0	0	0
4:50 PM	0	0	0	0	0	0	0	0	0	0	0	0	0	0	0	0	0	0
4:55 PM	0	1	0	0	0	0	0	0	0	0	0	0	0	0	0	0	1	0
5:00 PM	0	1	0	0	0	0	0	1	0	1	0	1	0	0	0	0	4	0
5:05 PM	0	1	0	0	0	0	0	0	0	0	0	2	0	0	0	0	3	0
5:10 PM	0	1	0	0	0	0	0	1	0	0	0	0	0	0	0	0	2	0
5:15 PM	0	1	0	0	0	0	0	1	0	0	0	0	0	0	0	0	2	0
5:20 PM	0	1	0	0	0	0	0	3	0	0	0	0	0	0	0	0	4	0
5:25 PM	0	2	0	0	0	0	0	1	0	0	0	0	0	0	0	0	3	0
5:30 PM	0	0	0	0	0	0	0	0	0	0	0	0	0	0	0	0	0	0
5:35 PM	0	0	0	0	0	0	0	1	0	0	0	0	0	0	0	0	1	0
5:40 PM	0	0	0	0	0	0	0	0	0	0	0	0	0	0	0	0	0	0
5:45 PM	0	1	0	0	0	0	0	3	0	1	0	0	0	0	0	0	5	0
5:50 PM	0	0	0	0	0	0	0	0	0	0	0	0	0	0	0	0	0	0
5:55 PM	0	1	0	0	0	0	0	3	0	0	0	0	0	0	0	0	4	0
HOURLY TOTALS	Southbound			Westbound			Northbound			Eastbound			Pedestrians By Approach				TOTAL	
4:00 PM	3	19	0	0	0	0	0	9	3	0	0	0	0	0	0	0	34	0
4:15 PM	3	16	0	0	0	0	0	8	2	1	0	3	0	0	0	0	33	0
4:30 PM	0	14	0	0	0	0	0	9	1	1	0	3	0	0	0	0	28	0
4:45 PM	0	8	0	0	0	0	0	8	0	1	0	3	0	0	0	0	20	0
5:00 PM	0	9	0	0	0	0	0	14	0	2	0	3	0	0	0	0	28	0

INTERSECTION: *Main St--/NE Hazel Dell--*
 PROJECT ID#:
 QC JOB #: 10247049

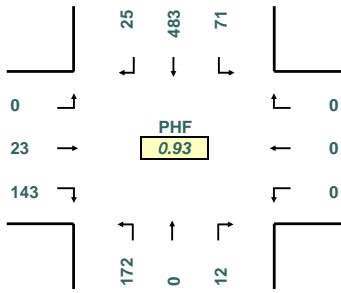
START TIME: 4:00 PM
 END TIME: 6:00 PM
 DATE: 4/10/2007



16285 SW 85th Avenue, Ste. 302
 Tigard, OR 97224
 Phone: 503-620-4242
 Fax: 503 620-4545

www.qualitycounts.net

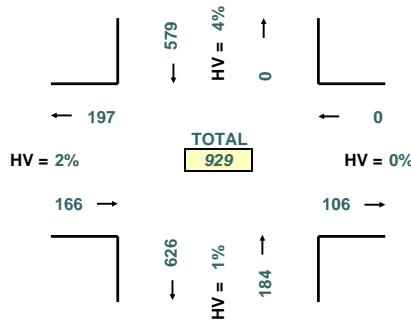
PEAK HOUR TURNING MOVEMENTS



PHF
0.93

PEAK HOUR: 4:00 PM TO 5:00 PM

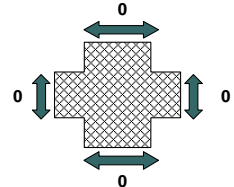
PEAK HOUR LINK VOLUMES



TOTAL
929

PEAK 15 MINUTES: 5:15 PM TO 5:30 PM

PEAK HOUR PED CROSSING VOLUMES



5-MINUTE COUNT PERIOD BEGINNING AT	Main St-- (Southbound)			NE Hazel Dell-- (Westbound)			Main St-- (Northbound)			NE Hazel Dell-- (Eastbound)			Crosswalk Usage (Peds By Approach)				TOTAL	
	Right	Thru	Left	Right	Thru	Left	Right	Thru	Left	Right	Thru	Left	North	East	South	West	Veh	Peds
4:00 PM	0	47	6	0	0	0	1	0	20	12	0	0	0	0	0	0	86	0
4:05 PM	0	35	4	0	0	0	2	0	11	10	3	0	0	0	0	0	65	0
4:10 PM	0	44	10	0	0	0	2	0	16	17	1	0	0	0	0	0	90	0
4:15 PM	3	46	4	0	0	0	3	0	20	6	2	0	0	0	0	0	84	0
4:20 PM	3	44	8	0	0	0	0	0	21	16	2	0	0	0	0	0	94	0
4:25 PM	2	38	4	0	0	0	1	0	13	14	1	0	0	0	0	0	73	0
4:30 PM	4	37	5	0	0	0	2	0	13	8	1	0	0	0	0	0	70	0
4:35 PM	3	38	6	0	0	0	1	0	17	11	3	0	0	0	0	0	79	0
4:40 PM	6	43	7	0	0	0	0	0	10	17	2	0	0	0	0	0	85	0
4:45 PM	2	32	6	0	0	0	0	0	13	11	1	0	0	0	0	0	65	0
4:50 PM	1	51	7	0	0	0	0	0	9	13	5	0	0	0	0	0	86	0
4:55 PM	1	28	4	0	0	0	0	0	9	8	2	0	0	0	0	0	52	0
5:00 PM	2	44	6	0	0	0	0	0	13	5	4	0	0	0	0	0	74	0
5:05 PM	1	49	6	0	0	0	0	0	12	13	0	0	0	0	0	0	81	0
5:10 PM	3	36	9	0	0	0	0	0	22	4	0	0	0	0	0	0	74	0
5:15 PM	2	42	11	0	0	0	1	0	17	17	0	0	0	0	0	0	90	0
5:20 PM	1	48	6	0	0	0	0	0	19	10	1	0	0	0	0	0	85	0
5:25 PM	4	38	6	0	0	0	0	0	16	15	2	0	0	0	0	0	81	0
5:30 PM	1	46	11	0	0	0	4	0	13	12	2	0	0	0	0	0	89	0
5:35 PM	3	40	5	0	0	0	0	0	17	18	1	0	0	0	0	0	84	0
5:40 PM	1	24	2	0	0	0	0	0	8	9	2	0	0	0	0	0	46	0
5:45 PM	0	28	9	0	0	0	1	0	27	12	2	0	0	0	0	0	79	0
5:50 PM	1	41	9	0	0	0	0	0	16	21	0	0	0	0	0	0	88	0
5:55 PM	2	28	4	0	0	0	0	0	6	6	2	0	0	0	0	0	48	0
HOURLY TOTALS	Southbound			Westbound			Northbound			Eastbound			Pedestrians By Approach				TOTAL	
4:00 PM	25	483	71	0	0	0	12	0	172	143	23	0	0	0	0	0	929	0
4:15 PM	31	486	72	0	0	0	7	0	172	126	23	0	0	0	0	0	917	0
4:30 PM	30	486	79	0	0	0	4	0	170	132	21	0	0	0	0	0	922	0
4:45 PM	22	478	79	0	0	0	5	0	168	135	20	0	0	0	0	0	907	0
5:00 PM	21	464	84	0	0	0	6	0	186	142	16	0	0	0	0	0	919	0

INTERSECTION: *Main St--/NE Hazel Dell--*
 PROJECT ID#:
 QC JOB #: 10247049

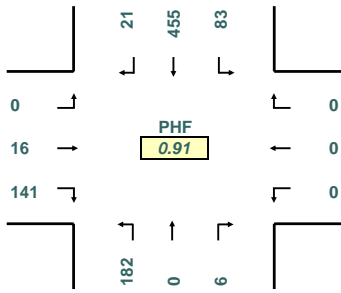
START TIME: 4:00 PM
 END TIME: 6:00 PM
 DATE: 4/10/2007



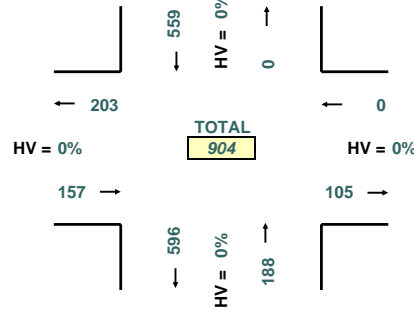
16285 SW 85th Avenue, Ste. 302
 Tigard, OR 97224
 Phone: 503-620-4242
 Fax: 503 620-4545

www.qualitycounts.net

PEAK HOUR TURNING MOVEMENTS



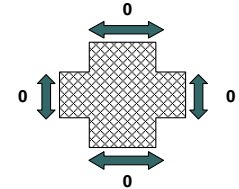
PEAK HOUR LINK VOLUMES



PEAK HOUR: 5:00 PM TO 6:00 PM

PEAK 15 MINUTES: 5:15 PM TO 5:30 PM

PEAK HOUR PED CROSSING VOLUMES



5-MINUTE COUNT PERIOD BEGINNING AT	Main St-- (Southbound)			NE Hazel Dell-- (Westbound)			Main St-- (Northbound)			NE Hazel Dell-- (Eastbound)			Crosswalk Usage (Peds By Approach)				TOTAL	
	Right	Thru	Left	Right	Thru	Left	Right	Thru	Left	Right	Thru	Left	North	East	South	West	Veh	Peds
4:00 PM	0	44	6	0	0	0	1	0	19	12	0	0	0	0	0	0	82	0
4:05 PM	0	35	3	0	0	0	2	0	11	10	3	0	0	0	0	0	64	0
4:10 PM	0	42	10	0	0	0	2	0	16	17	1	0	0	0	0	0	88	0
4:15 PM	2	41	4	0	0	0	3	0	20	6	2	0	0	0	0	0	78	0
4:20 PM	3	44	8	0	0	0	0	0	21	14	2	0	0	0	0	0	92	0
4:25 PM	2	36	4	0	0	0	1	0	13	14	1	0	0	0	0	0	71	0
4:30 PM	4	37	5	0	0	0	2	0	13	8	1	0	0	0	0	0	70	0
4:35 PM	3	35	6	0	0	0	1	0	16	10	2	0	0	0	0	0	73	0
4:40 PM	6	40	7	0	0	0	0	0	10	17	2	0	0	0	0	0	82	0
4:45 PM	2	32	6	0	0	0	0	0	13	11	1	0	0	0	0	0	65	0
4:50 PM	1	50	7	0	0	0	0	0	9	13	5	0	0	0	0	0	85	0
4:55 PM	1	28	4	0	0	0	0	0	9	8	2	0	0	0	0	0	52	0
5:00 PM	2	43	6	0	0	0	0	0	13	5	4	0	0	0	0	0	73	0
5:05 PM	1	48	6	0	0	0	0	0	12	12	0	0	0	0	0	0	79	0
5:10 PM	3	36	9	0	0	0	0	0	22	4	0	0	0	0	0	0	74	0
5:15 PM	2	42	11	0	0	0	1	0	16	17	0	0	0	0	0	0	89	0
5:20 PM	1	44	6	0	0	0	0	0	17	10	1	0	0	0	0	0	79	0
5:25 PM	4	38	6	0	0	0	0	0	16	15	2	0	0	0	0	0	81	0
5:30 PM	1	46	10	0	0	0	4	0	13	12	2	0	0	0	0	0	88	0
5:35 PM	3	40	5	0	0	0	0	0	17	18	1	0	0	0	0	0	84	0
5:40 PM	1	23	2	0	0	0	0	0	8	9	2	0	0	0	0	0	45	0
5:45 PM	0	28	9	0	0	0	1	0	26	12	2	0	0	0	0	0	78	0
5:50 PM	1	39	9	0	0	0	0	0	16	21	0	0	0	0	0	0	86	0
5:55 PM	2	28	4	0	0	0	0	0	6	6	2	0	0	0	0	0	48	0
HOURLY TOTALS	Southbound			Westbound			Northbound			Eastbound			Pedestrians By Approach				TOTAL	
4:00 PM	24	464	70	0	0	0	12	0	170	140	22	0	0	0	0	0	902	0
4:15 PM	30	470	72	0	0	0	7	0	171	122	22	0	0	0	0	0	894	0
4:30 PM	30	473	79	0	0	0	4	0	166	130	20	0	0	0	0	0	902	0
4:45 PM	22	470	78	0	0	0	5	0	165	134	20	0	0	0	0	0	894	0
5:00 PM	21	455	83	0	0	0	6	0	182	141	16	0	0	0	0	0	904	0

INTERSECTION: *Main St--NE Hazel Dell--*
 PROJECT ID#:
 QC JOB #: 10247049

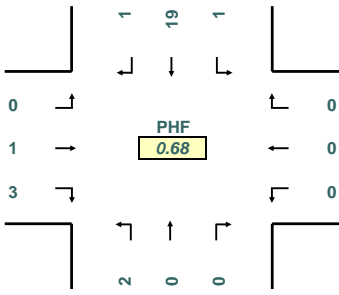
START TIME: 4:00 PM
 END TIME: 6:00 PM
 DATE: 4/10/2007



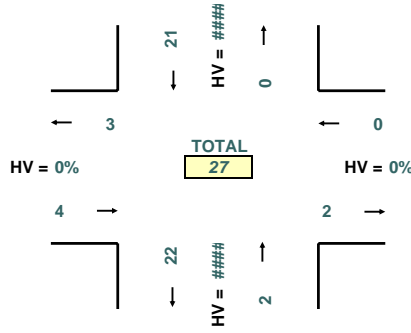
16285 SW 85th Avenue, Ste. 302
 Tigard, OR 97224
 Phone: 503-620-4242
 Fax: 503 620-4545

www.qualitycounts.net

PEAK HOUR TURNING MOVEMENTS



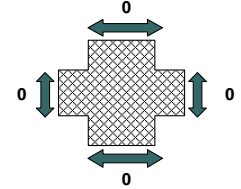
PEAK HOUR LINK VOLUMES



PEAK HOUR: 4:00 PM TO 5:00 PM

PEAK 15 MINUTES: 4:15 PM TO 4:30 PM

PEAK HOUR PED CROSSING VOLUMES



5-MINUTE COUNT PERIOD BEGINNING AT	Main St-- (Southbound)			NE Hazel Dell-- (Westbound)			Main St-- (Northbound)			NE Hazel Dell-- (Eastbound)			Crosswalk Usage (Peds By Approach)				TOTAL	
	Right	Thru	Left	Right	Thru	Left	Right	Thru	Left	Right	Thru	Left	North	East	South	West	Veh	Peds
4:00 PM	0	3	0	0	0	0	0	0	1	0	0	0	0	0	0	0	4	0
4:05 PM	0	0	1	0	0	0	0	0	0	0	0	0	0	0	0	0	1	0
4:10 PM	0	2	0	0	0	0	0	0	0	0	0	0	0	0	0	0	2	0
4:15 PM	1	5	0	0	0	0	0	0	0	0	0	0	0	0	0	0	6	0
4:20 PM	0	0	0	0	0	0	0	0	0	2	0	0	0	0	0	0	2	0
4:25 PM	0	2	0	0	0	0	0	0	0	0	0	0	0	0	0	0	2	0
4:30 PM	0	0	0	0	0	0	0	0	0	0	0	0	0	0	0	0	0	0
4:35 PM	0	3	0	0	0	0	0	0	1	1	1	0	0	0	0	0	6	0
4:40 PM	0	3	0	0	0	0	0	0	0	0	0	0	0	0	0	0	3	0
4:45 PM	0	0	0	0	0	0	0	0	0	0	0	0	0	0	0	0	0	0
4:50 PM	0	1	0	0	0	0	0	0	0	0	0	0	0	0	0	0	1	0
4:55 PM	0	0	0	0	0	0	0	0	0	0	0	0	0	0	0	0	0	0
5:00 PM	0	1	0	0	0	0	0	0	0	0	0	0	0	0	0	0	1	0
5:05 PM	0	1	0	0	0	0	0	0	0	1	0	0	0	0	0	0	2	0
5:10 PM	0	0	0	0	0	0	0	0	0	0	0	0	0	0	0	0	0	0
5:15 PM	0	0	0	0	0	0	0	0	1	0	0	0	0	0	0	0	1	0
5:20 PM	0	4	0	0	0	0	0	0	2	0	0	0	0	0	0	0	6	0
5:25 PM	0	0	0	0	0	0	0	0	0	0	0	0	0	0	0	0	0	0
5:30 PM	0	0	1	0	0	0	0	0	0	0	0	0	0	0	0	0	1	0
5:35 PM	0	0	0	0	0	0	0	0	0	0	0	0	0	0	0	0	0	0
5:40 PM	0	1	0	0	0	0	0	0	0	0	0	0	0	0	0	0	1	0
5:45 PM	0	0	0	0	0	0	0	0	1	0	0	0	0	0	0	0	1	0
5:50 PM	0	2	0	0	0	0	0	0	0	0	0	0	0	0	0	0	2	0
5:55 PM	0	0	0	0	0	0	0	0	0	0	0	0	0	0	0	0	0	0
HOURLY TOTALS	Southbound			Westbound			Northbound			Eastbound			Pedestrians By Approach				TOTAL	
4:00 PM	1	19	1	0	0	0	0	0	2	3	1	0	0	0	0	0	27	0
4:15 PM	1	16	0	0	0	0	0	0	1	4	1	0	0	0	0	0	23	0
4:30 PM	0	13	0	0	0	0	0	0	4	2	1	0	0	0	0	0	20	0
4:45 PM	0	8	1	0	0	0	0	0	3	1	0	0	0	0	0	0	13	0
5:00 PM	0	9	1	0	0	0	0	0	4	1	0	0	0	0	0	0	15	0

INTERSECTION: *NE Hwy 99--/NE Ross St--*
 PROJECT ID#:
 QC JOB #: 10247050

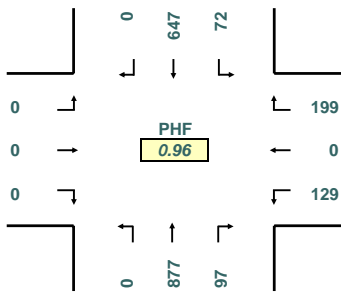
START TIME: 4:00 PM
 END TIME: 6:00 PM
 DATE: 4/10/2007



16285 SW 85th Avenue, Ste. 302
 Tigard, OR 97224
 Phone: 503-620-4242
 Fax: 503 620-4545

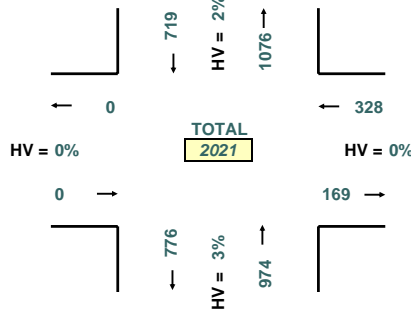
www.qualitycounts.net

PEAK HOUR TURNING MOVEMENTS



PHF
0.96

PEAK HOUR LINK VOLUMES



HV = 2%

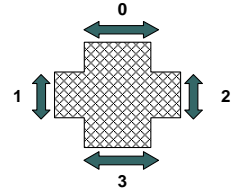
TOTAL
2021

HV = 3%

PEAK HOUR: 4:45 PM TO 5:45 PM

PEAK 15 MINUTES: 5:15 PM TO 5:30 PM

PEAK HOUR PED CROSSING VOLUMES



5-MINUTE COUNT PERIOD BEGINNING AT	NE Hwy 99-- (Southbound)			NE Ross St-- (Westbound)			NE Hwy 99-- (Northbound)			NE Ross St-- (Eastbound)			Crosswalk Usage (Peds By Approach)				TOTAL	
	Right	Thru	Left	Right	Thru	Left	Right	Thru	Left	Right	Thru	Left	North	East	South	West	Veh	Peds
4:00 PM	0	59	5	18	0	10	5	59	0	0	0	0	0	0	0	0	156	0
4:05 PM	0	41	2	28	0	18	11	68	0	0	0	0	0	0	0	0	168	0
4:10 PM	0	64	12	18	0	11	8	77	0	0	0	0	0	0	0	0	190	0
4:15 PM	0	53	7	14	0	6	6	74	0	0	0	0	0	0	0	0	160	0
4:20 PM	0	72	8	27	0	14	7	69	0	0	0	0	0	1	0	0	197	1
4:25 PM	0	41	12	17	0	8	5	53	0	0	0	0	0	0	0	0	136	0
4:30 PM	0	44	5	12	0	10	7	59	0	0	0	0	0	0	0	0	137	0
4:35 PM	0	67	12	13	0	11	7	76	0	0	0	0	0	0	0	0	186	0
4:40 PM	0	53	5	9	0	9	6	81	0	0	0	0	0	0	0	0	163	0
4:45 PM	0	49	9	24	0	10	10	66	0	0	0	0	0	1	0	0	168	1
4:50 PM	0	63	3	24	0	15	6	70	0	0	0	0	0	0	0	0	181	0
4:55 PM	0	46	7	13	0	8	5	55	0	0	0	0	1	0	0	0	134	1
5:00 PM	0	69	6	13	0	10	7	79	0	0	0	0	0	1	0	0	184	1
5:05 PM	0	54	1	17	0	9	5	80	0	0	0	0	0	0	0	0	166	0
5:10 PM	0	49	3	15	0	13	10	79	0	0	0	0	1	1	0	0	169	2
5:15 PM	0	55	8	11	0	8	14	83	0	0	0	0	0	0	0	0	179	0
5:20 PM	0	50	7	23	0	10	10	75	0	0	0	0	0	0	0	0	175	0
5:25 PM	0	53	4	15	0	11	8	84	0	0	0	0	0	0	0	0	175	0
5:30 PM	0	60	9	16	0	18	7	74	0	0	0	0	0	0	0	0	184	0
5:35 PM	0	44	5	11	0	11	10	65	0	0	0	0	0	0	1	0	146	1
5:40 PM	0	55	10	17	0	6	5	67	0	0	0	0	0	0	0	0	160	0
5:45 PM	0	38	7	13	0	6	3	66	0	0	0	0	0	0	0	0	133	0
5:50 PM	0	45	6	11	0	5	7	71	0	0	0	0	0	0	1	0	145	1
5:55 PM	0	45	8	11	0	11	10	61	0	0	0	0	0	0	0	0	146	0
HOURLY TOTALS	Southbound			Westbound			Northbound			Eastbound			Pedestrians By Approach				TOTAL	
4:00 PM	0	652	87	217	0	130	83	807	0	0	0	0	0	1	2	0	1976	3
4:15 PM	0	660	78	198	0	123	81	841	0	0	0	0	0	2	4	0	1981	6
4:30 PM	0	652	70	189	0	124	95	887	0	0	0	0	0	2	3	0	2017	5
4:45 PM	0	647	72	199	0	129	97	877	0	0	0	0	0	2	3	1	2021	6
5:00 PM	0	617	74	173	0	118	96	884	0	0	0	0	0	1	2	2	1962	5

INTERSECTION: *NE Hwy 99--/NE Ross St--*
 PROJECT ID#:
 QC JOB #: 10247050

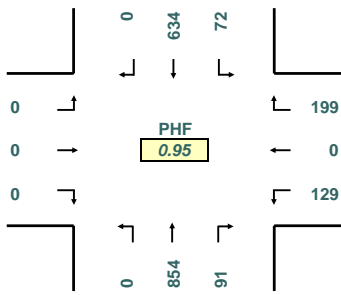
START TIME: 4:00 PM
 END TIME: 6:00 PM
 DATE: 4/10/2007



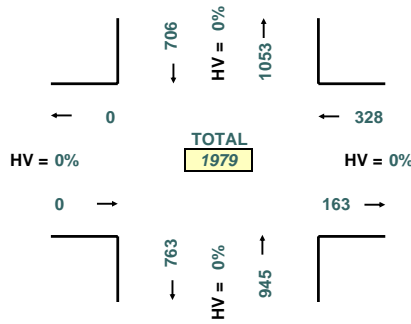
16285 SW 85th Avenue, Ste. 302
 Tigard, OR 97224
 Phone: 503-620-4242
 Fax: 503 620-4545

www.qualitycounts.net

PEAK HOUR TURNING MOVEMENTS



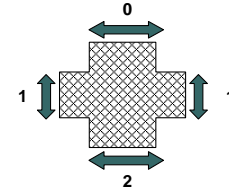
PEAK HOUR LINK VOLUMES



PEAK HOUR: 4:45 PM TO 5:45 PM

PEAK 15 MINUTES: 5:15 PM TO 5:30 PM

PEAK HOUR PED CROSSING VOLUMES



5-MINUTE COUNT PERIOD BEGINNING AT	NE Hwy 99-- (Southbound)			NE Ross St-- (Westbound)			NE Hwy 99-- (Northbound)			NE Ross St-- (Eastbound)			Crosswalk Usage (Peds By Approach)				TOTAL	
	Right	Thru	Left	Right	Thru	Left	Right	Thru	Left	Right	Thru	Left	North	East	South	West	Veh	Peds
4:00 PM	0	57	5	18	0	9	4	59	0	0	0	0	0	0	0	0	152	0
4:05 PM	0	40	2	28	0	17	10	66	0	0	0	0	0	0	0	0	163	0
4:10 PM	0	60	12	18	0	11	8	74	0	0	0	0	0	0	0	0	183	0
4:15 PM	0	51	7	14	0	6	5	69	0	0	0	0	0	0	0	0	152	0
4:20 PM	0	69	8	25	0	13	7	67	0	0	0	0	0	1	0	0	189	1
4:25 PM	0	40	12	16	0	8	5	52	0	0	0	0	0	0	0	0	133	0
4:30 PM	0	44	5	12	0	10	7	57	0	0	0	0	0	0	0	0	135	0
4:35 PM	0	66	12	13	0	11	7	74	0	0	0	0	0	0	0	0	183	0
4:40 PM	0	50	5	9	0	9	6	80	0	0	0	0	0	0	0	0	159	0
4:45 PM	0	46	9	24	0	10	9	66	0	0	0	0	0	1	0	0	164	1
4:50 PM	0	62	3	24	0	15	6	69	0	0	0	0	0	0	0	0	179	0
4:55 PM	0	45	7	13	0	8	5	53	0	0	0	0	0	0	0	0	131	0
5:00 PM	0	67	6	13	0	10	7	75	0	0	0	0	0	0	0	0	178	0
5:05 PM	0	52	1	17	0	9	5	76	0	0	0	0	0	0	0	0	160	0
5:10 PM	0	49	3	15	0	13	9	79	0	0	0	0	1	1	0	0	168	2
5:15 PM	0	55	8	11	0	8	13	82	0	0	0	0	0	0	0	0	177	0
5:20 PM	0	48	7	23	0	10	10	71	0	0	0	0	0	0	0	0	169	0
5:25 PM	0	53	4	15	0	11	7	83	0	0	0	0	0	0	0	0	173	0
5:30 PM	0	59	9	16	0	18	6	71	0	0	0	0	0	0	0	0	179	0
5:35 PM	0	44	5	11	0	11	9	63	0	0	0	0	0	0	1	0	143	1
5:40 PM	0	54	10	17	0	6	5	66	0	0	0	0	0	0	0	0	158	0
5:45 PM	0	38	6	13	0	6	3	65	0	0	0	0	0	0	0	0	131	0
5:50 PM	0	44	6	11	0	5	7	71	0	0	0	0	0	0	0	0	144	0
5:55 PM	0	43	8	11	0	11	10	60	0	0	0	0	0	0	0	0	143	0
HOURLY TOTALS	Southbound			Westbound			Northbound			Eastbound			Pedestrians By Approach				TOTAL	
4:00 PM	0	630	87	214	0	127	79	786	0	0	0	0	0	0	2	0	1923	2
4:15 PM	0	641	78	195	0	122	78	817	0	0	0	0	0	1	3	0	1931	4
4:30 PM	0	637	70	189	0	124	91	865	0	0	0	0	0	1	2	0	1976	3
4:45 PM	0	634	72	199	0	129	91	854	0	0	0	0	0	1	2	1	1979	4
5:00 PM	0	606	73	173	0	118	91	862	0	0	0	0	0	1	1	1	1923	3

INTERSECTION: *NE Hwy 99--/NE Ross St--*
 PROJECT ID#:
 QC JOB #: 10247050

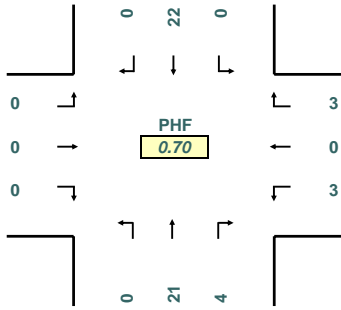
START TIME: 4:00 PM
 END TIME: 6:00 PM
 DATE: 4/10/2007



16285 SW 85th Avenue, Ste. 302
 Tigard, OR 97224
 Phone: 503-620-4242
 Fax: 503 620-4545

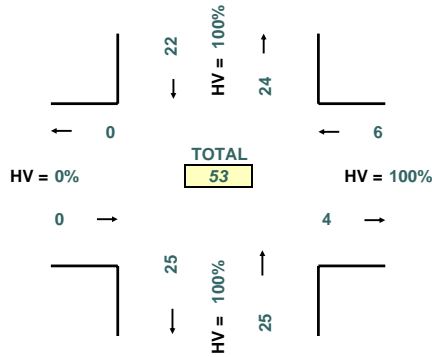
www.qualitycounts.net

PEAK HOUR TURNING MOVEMENTS



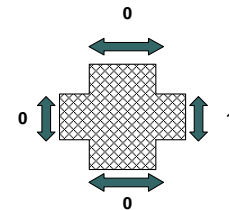
PEAK HOUR: 4:00 PM TO 5:00 PM

PEAK HOUR LINK VOLUMES



PEAK 15 MINUTES: 4:15 PM TO 4:30 PM

PEAK HOUR PED CROSSING VOLUMES



5-MINUTE COUNT PERIOD BEGINNING AT	NE Hwy 99-- (Southbound)			NE Ross St-- (Westbound)			NE Hwy 99-- (Northbound)			NE Ross St-- (Eastbound)			Crosswalk Usage (Peds By Approach)				TOTAL	
	Right	Thru	Left	Right	Thru	Left	Right	Thru	Left	Right	Thru	Left	North	East	South	West	Veh	Peds
4:00 PM	0	2	0	0	0	1	1	0	0	0	0	0	0	0	0	0	4	0
4:05 PM	0	1	0	0	0	1	1	2	0	0	0	0	0	0	0	0	5	0
4:10 PM	0	4	0	0	0	0	0	3	0	0	0	0	0	0	0	0	7	0
4:15 PM	0	2	0	0	0	0	1	5	0	0	0	0	0	0	0	0	8	0
4:20 PM	0	3	0	2	0	1	0	2	0	0	0	0	0	0	0	0	8	0
4:25 PM	0	1	0	1	0	0	0	1	0	0	0	0	0	0	0	0	3	0
4:30 PM	0	0	0	0	0	0	0	2	0	0	0	0	0	0	0	0	2	0
4:35 PM	0	1	0	0	0	0	0	2	0	0	0	0	0	0	0	0	3	0
4:40 PM	0	3	0	0	0	0	0	1	0	0	0	0	0	0	0	0	4	0
4:45 PM	0	3	0	0	0	0	1	0	0	0	0	0	0	0	0	0	4	0
4:50 PM	0	1	0	0	0	0	0	1	0	0	0	0	0	0	0	0	2	0
4:55 PM	0	1	0	0	0	0	0	2	0	0	0	0	1	0	0	0	3	1
5:00 PM	0	2	0	0	0	0	0	4	0	0	0	0	0	1	0	0	6	1
5:05 PM	0	2	0	0	0	0	0	4	0	0	0	0	0	0	0	0	6	0
5:10 PM	0	0	0	0	0	0	1	0	0	0	0	0	0	0	0	0	1	0
5:15 PM	0	0	0	0	0	0	1	1	0	0	0	0	0	0	0	0	2	0
5:20 PM	0	2	0	0	0	0	0	4	0	0	0	0	0	0	0	0	6	0
5:25 PM	0	0	0	0	0	0	1	1	0	0	0	0	0	0	0	0	2	0
5:30 PM	0	1	0	0	0	0	1	3	0	0	0	0	0	0	0	0	5	0
5:35 PM	0	0	0	0	0	0	1	2	0	0	0	0	0	0	0	0	3	0
5:40 PM	0	1	0	0	0	0	0	1	0	0	0	0	0	0	0	0	2	0
5:45 PM	0	0	1	0	0	0	0	1	0	0	0	0	0	0	0	0	2	0
5:50 PM	0	1	0	0	0	0	0	0	0	0	0	0	0	0	1	0	1	1
5:55 PM	0	2	0	0	0	0	0	1	0	0	0	0	0	0	0	0	3	0
HOURLY TOTALS	Southbound			Westbound			Northbound			Eastbound			Pedestrians By Approach				TOTAL	
4:00 PM	0	22	0	3	0	3	4	21	0	0	0	0	0	1	0	0	53	1
4:15 PM	0	19	0	3	0	1	3	24	0	0	0	0	0	1	1	0	50	2
4:30 PM	0	15	0	0	0	0	4	22	0	0	0	0	0	1	1	0	41	2
4:45 PM	0	13	0	0	0	0	6	23	0	0	0	0	0	1	1	0	42	2
5:00 PM	0	11	1	0	0	0	5	22	0	0	0	0	0	0	1	1	39	2

INTERSECTION: *E Reserve St--E Mill Plain Blvd--*
 PROJECT ID#:
 QC JOB #: 10247061

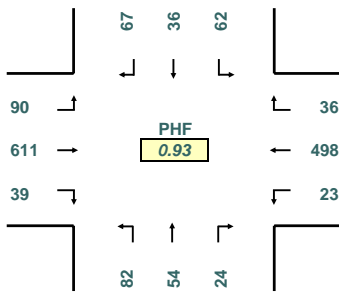
START TIME: 4:00 PM
 END TIME: 6:00 PM
 DATE: 4/10/2007



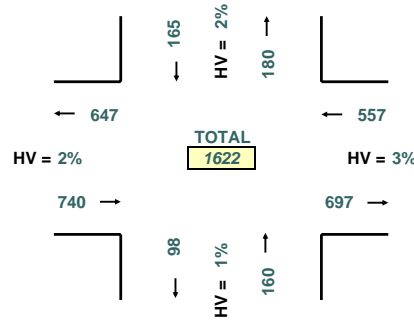
16285 SW 85th Avenue, Ste. 302
 Tigard, OR 97224
 Phone: 503-620-4242
 Fax: 503 620-4545

www.qualitycounts.net

PEAK HOUR TURNING MOVEMENTS



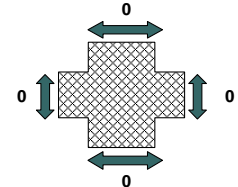
PEAK HOUR LINK VOLUMES



PEAK HOUR: 4:45 PM TO 5:45 PM

PEAK 15 MINUTES: 5:00 PM TO 5:15 PM

PEAK HOUR PED CROSSING VOLUMES



5-MINUTE COUNT PERIOD BEGINNING AT	<i>E Reserve St-- (Southbound)</i>			<i>E Mill Plain Blvd-- (Westbound)</i>			<i>E Reserve St-- (Northbound)</i>			<i>E Mill Plain Blvd-- (Eastbound)</i>			Crosswalk Usage (Peds By Approach)				TOTAL	
	Right	Thru	Left	Right	Thru	Left	Right	Thru	Left	Right	Thru	Left	North	East	South	West	Veh	Peds
4:00 PM	2	2	5	5	47	1	1	2	6	1	28	2	0	0	0	0	102	0
4:05 PM	6	3	6	2	47	1	2	3	8	3	37	7	0	1	0	0	125	1
4:10 PM	7	2	0	1	35	0	2	4	6	5	66	6	0	0	0	0	134	0
4:15 PM	5	2	3	1	29	5	6	2	6	4	50	8	0	0	0	0	121	0
4:20 PM	2	2	2	2	28	2	2	1	15	2	48	5	0	0	0	0	111	0
4:25 PM	4	2	5	3	26	2	0	4	4	10	55	4	0	0	0	0	119	0
4:30 PM	3	3	2	5	46	1	1	2	9	2	42	8	0	0	0	0	124	0
4:35 PM	4	3	4	2	37	0	0	1	5	0	45	8	0	0	0	0	109	0
4:40 PM	6	2	1	3	38	1	2	5	5	1	50	5	0	0	0	0	119	0
4:45 PM	4	1	6	3	43	3	2	3	2	6	41	3	0	0	0	0	117	0
4:50 PM	3	0	1	1	43	1	1	5	10	3	65	7	0	0	0	0	140	0
4:55 PM	7	5	6	6	30	1	1	4	3	3	41	15	0	0	0	0	122	0
5:00 PM	5	0	5	2	47	1	1	4	11	2	48	6	0	0	0	0	132	0
5:05 PM	6	5	2	1	55	5	3	5	8	5	60	6	0	0	0	0	161	0
5:10 PM	6	3	5	3	40	0	3	8	5	2	65	5	0	0	0	0	145	0
5:15 PM	11	3	4	1	44	1	2	4	6	5	57	4	0	0	0	0	142	0
5:20 PM	3	0	6	2	60	0	1	5	5	2	53	6	0	0	0	0	143	0
5:25 PM	2	5	4	4	42	3	6	5	10	4	52	6	0	0	0	0	143	0
5:30 PM	6	7	8	6	33	2	2	3	7	0	44	9	0	0	0	0	127	0
5:35 PM	5	1	7	5	28	4	0	4	9	4	44	7	0	0	0	0	118	0
5:40 PM	9	6	8	2	33	2	2	4	6	3	41	16	0	0	0	0	132	0
5:45 PM	4	2	5	2	32	5	0	2	11	1	32	13	0	0	0	0	109	0
5:50 PM	4	1	4	4	27	2	0	7	5	13	34	11	0	0	0	0	112	0
5:55 PM	4	2	5	1	44	2	0	3	6	2	24	15	0	0	0	0	108	0
HOURLY TOTALS	Southbound			Westbound			Northbound			Eastbound			Pedestrians By Approach				TOTAL	
4:00 PM	53	27	41	34	449	18	20	36	79	40	568	78	0	1	0	0	1443	1
4:15 PM	55	28	42	32	462	22	22	44	83	40	610	80	0	0	0	0	1520	0
4:30 PM	60	30	46	33	525	17	23	51	79	35	619	79	0	0	0	0	1597	0
4:45 PM	67	36	62	36	498	23	24	54	82	39	611	90	0	0	0	0	1622	0
5:00 PM	65	35	63	33	485	27	20	54	89	43	554	104	0	0	0	0	1572	0

INTERSECTION: *E Reserve St--E Mill Plain Blvd--*
 PROJECT ID#: _____
 QC JOB #: 10247061

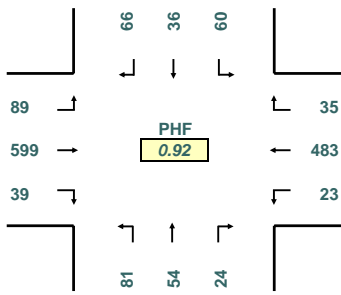
START TIME: 4:00 PM
 END TIME: 6:00 PM
 DATE: 4/10/2007



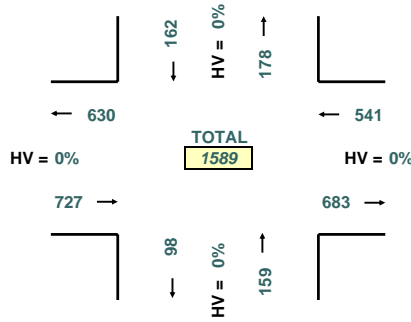
16285 SW 85th Avenue, Ste. 302
 Tigard, OR 97224
 Phone: 503-620-4242
 Fax: 503 620-4545

www.qualitycounts.net

PEAK HOUR TURNING MOVEMENTS



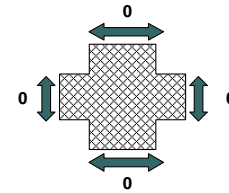
PEAK HOUR LINK VOLUMES



PEAK HOUR: 4:45 PM TO 5:45 PM

PEAK 15 MINUTES: 5:00 PM TO 5:15 PM

PEAK HOUR PED CROSSING VOLUMES



5-MINUTE COUNT PERIOD BEGINNING AT	<i>E Reserve St-- (Southbound)</i>			<i>E Mill Plain Blvd-- (Westbound)</i>			<i>E Reserve St-- (Northbound)</i>			<i>E Mill Plain Blvd-- (Eastbound)</i>			Crosswalk Usage (Peds By Approach)				TOTAL	
	Right	Thru	Left	Right	Thru	Left	Right	Thru	Left	Right	Thru	Left	North	East	South	West	Veh	Peds
4:00 PM	1	2	5	5	46	1	1	2	6	0	27	1	0	0	0	0	97	0
4:05 PM	6	3	6	2	45	1	2	3	8	3	36	7	0	0	0	0	122	0
4:10 PM	7	2	0	1	33	0	2	4	6	5	66	6	0	0	0	0	132	0
4:15 PM	5	2	3	1	28	5	6	2	6	4	49	8	0	0	0	0	119	0
4:20 PM	2	2	2	2	28	2	2	1	15	2	47	5	0	0	0	0	110	0
4:25 PM	4	1	5	3	26	2	0	4	3	10	55	4	0	0	0	0	117	0
4:30 PM	3	3	2	5	46	1	1	2	8	2	39	8	0	0	0	0	120	0
4:35 PM	4	3	4	2	35	0	0	1	5	0	44	8	0	0	0	0	106	0
4:40 PM	6	2	1	3	38	1	2	5	5	1	50	5	0	0	0	0	119	0
4:45 PM	4	1	5	3	42	3	2	3	2	6	40	3	0	0	0	0	114	0
4:50 PM	3	0	1	1	43	1	1	5	10	3	64	7	0	0	0	0	139	0
4:55 PM	7	5	6	5	29	1	1	4	3	3	41	14	0	0	0	0	119	0
5:00 PM	5	0	5	2	44	1	1	4	11	2	46	6	0	0	0	0	127	0
5:05 PM	6	5	2	1	55	5	3	5	8	5	60	6	0	0	0	0	161	0
5:10 PM	6	3	5	3	39	0	3	8	5	2	63	5	0	0	0	0	142	0
5:15 PM	10	3	4	1	42	1	2	4	6	5	56	4	0	0	0	0	138	0
5:20 PM	3	0	6	2	59	0	1	5	5	2	52	6	0	0	0	0	141	0
5:25 PM	2	5	4	4	39	3	6	5	10	4	52	6	0	0	0	0	140	0
5:30 PM	6	7	7	6	31	2	2	3	7	0	42	9	0	0	0	0	122	0
5:35 PM	5	1	7	5	28	4	0	4	8	4	43	7	0	0	0	0	116	0
5:40 PM	9	6	8	2	32	2	2	4	6	3	40	16	0	0	0	0	130	0
5:45 PM	4	2	5	2	32	5	0	2	11	1	31	13	0	0	0	0	108	0
5:50 PM	4	1	4	4	26	2	0	7	5	13	33	11	0	0	0	0	110	0
5:55 PM	4	2	5	1	40	2	0	3	6	2	24	14	0	0	0	0	103	0
HOURLY TOTALS	Southbound			Westbound			Northbound			Eastbound			Pedestrians By Approach				TOTAL	
4:00 PM	52	26	40	33	439	18	20	36	77	39	558	76	0	0	0	0	1414	0
4:15 PM	55	27	41	31	453	22	22	44	81	40	598	79	0	0	0	0	1493	0
4:30 PM	59	30	45	32	511	17	23	51	78	35	607	78	0	0	0	0	1566	0
4:45 PM	66	36	60	35	483	23	24	54	81	39	599	89	0	0	0	0	1589	0
5:00 PM	64	35	62	33	467	27	20	54	88	43	542	103	0	0	0	0	1538	0

INTERSECTION: *E Reserve St--E Mill Plain Blvd--*
 PROJECT ID#:
 QC JOB #: 10247061

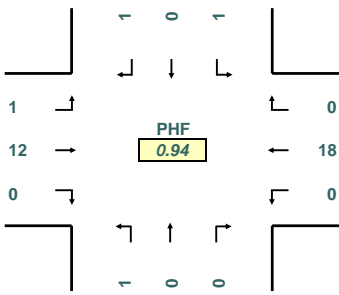
START TIME: 4:00 PM
 END TIME: 6:00 PM
 DATE: 4/10/2007



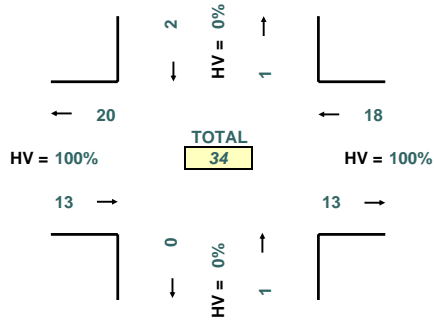
16285 SW 85th Avenue, Ste. 302
 Tigard, OR 97224
 Phone: 503-620-4242
 Fax: 503 620-4545

www.qualitycounts.net

PEAK HOUR TURNING MOVEMENTS



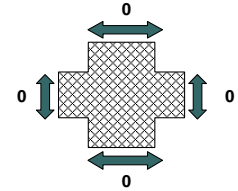
PEAK HOUR LINK VOLUMES



PEAK HOUR: 5:00 PM TO 6:00 PM

PEAK 15 MINUTES: 4:00 PM TO 4:15 PM

PEAK HOUR PED CROSSING VOLUMES



5-MINUTE COUNT PERIOD BEGINNING AT	<i>E Reserve St-- (Southbound)</i>			<i>E Mill Plain Blvd-- (Westbound)</i>			<i>E Reserve St-- (Northbound)</i>			<i>E Mill Plain Blvd-- (Eastbound)</i>			Crosswalk Usage (Peds By Approach)				TOTAL	
	Right	Thru	Left	Right	Thru	Left	Right	Thru	Left	Right	Thru	Left	North	East	South	West	Veh	Peds
4:00 PM	1	0	0	0	1	0	0	0	0	1	1	1	0	0	0	0	5	0
4:05 PM	0	0	0	0	2	0	0	0	0	0	1	0	0	1	0	0	3	1
4:10 PM	0	0	0	0	2	0	0	0	0	0	0	0	0	0	0	0	2	0
4:15 PM	0	0	0	0	1	0	0	0	0	0	1	0	0	0	0	0	2	0
4:20 PM	0	0	0	0	0	0	0	0	0	0	1	0	0	0	0	0	1	0
4:25 PM	0	1	0	0	0	0	0	0	0	0	0	0	0	0	0	0	2	0
4:30 PM	0	0	0	0	0	0	0	0	1	0	3	0	0	0	0	0	4	0
4:35 PM	0	0	0	0	2	0	0	0	0	0	1	0	0	0	0	0	3	0
4:40 PM	0	0	0	0	0	0	0	0	0	0	0	0	0	0	0	0	0	0
4:45 PM	0	0	1	0	1	0	0	0	0	0	1	0	0	0	0	0	3	0
4:50 PM	0	0	0	0	0	0	0	0	0	0	1	0	0	0	0	0	1	0
4:55 PM	0	0	0	1	1	0	0	0	0	0	0	1	0	0	0	0	3	0
5:00 PM	0	0	0	0	3	0	0	0	0	0	2	0	0	0	0	0	5	0
5:05 PM	0	0	0	0	0	0	0	0	0	0	0	0	0	0	0	0	0	0
5:10 PM	0	0	0	0	1	0	0	0	0	0	2	0	0	0	0	0	3	0
5:15 PM	1	0	0	0	2	0	0	0	0	0	1	0	0	0	0	0	4	0
5:20 PM	0	0	0	0	1	0	0	0	0	0	1	0	0	0	0	0	2	0
5:25 PM	0	0	0	0	3	0	0	0	0	0	0	0	0	0	0	0	3	0
5:30 PM	0	0	1	0	2	0	0	0	0	0	2	0	0	0	0	0	5	0
5:35 PM	0	0	0	0	0	0	0	1	0	0	1	0	0	0	0	0	2	0
5:40 PM	0	0	0	0	1	0	0	0	0	0	1	0	0	0	0	0	2	0
5:45 PM	0	0	0	0	0	0	0	0	0	0	1	0	0	0	0	0	1	0
5:50 PM	0	0	0	0	1	0	0	0	0	0	1	0	0	0	0	0	2	0
5:55 PM	0	0	0	0	4	0	0	0	0	0	0	1	0	0	0	0	5	0
HOURLY TOTALS	Southbound			Westbound			Northbound			Eastbound			Pedestrians By Approach				TOTAL	
4:00 PM	1	1	1	1	10	0	0	0	2	1	10	2	0	1	0	0	29	1
4:15 PM	0	1	1	1	9	0	0	0	2	0	12	1	0	0	0	0	27	0
4:30 PM	1	0	1	1	14	0	0	0	1	0	12	1	0	0	0	0	31	0
4:45 PM	1	0	2	1	15	0	0	0	1	0	12	1	0	0	0	0	33	0
5:00 PM	1	0	1	0	18	0	0	0	1	0	12	1	0	0	0	0	34	0

INTERSECTION: *G St--/E McLaughlin Blvd--*
 PROJECT ID#:
 QC JOB #: 10247040

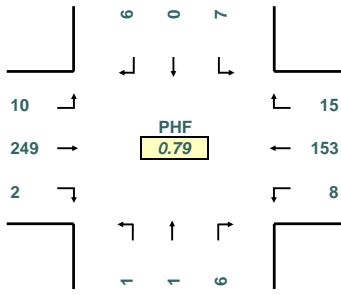
START TIME: 4:00 PM
 END TIME: 6:00 PM
 DATE: 4/10/2007



16285 SW 85th Avenue, Ste. 302
 Tigard, OR 97224
 Phone: 503-620-4242
 Fax: 503 620-4545

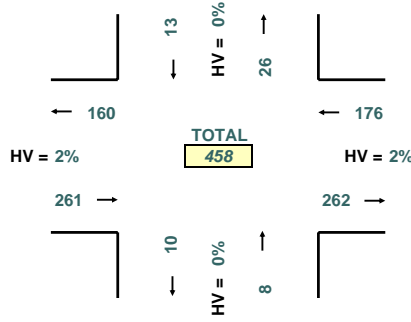
www.qualitycounts.net

PEAK HOUR TURNING MOVEMENTS



PHF
0.79

PEAK HOUR LINK VOLUMES

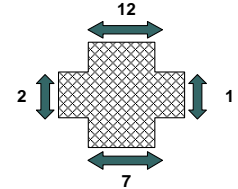


TOTAL
458

PEAK HOUR: 4:30 PM TO 5:30 PM

PEAK 15 MINUTES: 5:00 PM TO 5:15 PM

PEAK HOUR PED CROSSING VOLUMES



5-MINUTE COUNT PERIOD BEGINNING AT	G St-- (Southbound)			E McLaughlin Blvd-- (Westbound)			G St-- (Northbound)			E McLaughlin Blvd-- (Eastbound)			Crosswalk Usage (Peds By Approach)				TOTAL	
	Right	Thru	Left	Right	Thru	Left	Right	Thru	Left	Right	Thru	Left	North	East	South	West	Veh	Peds
4:00 PM	0	0	0	1	11	0	0	0	0	0	17	0	1	0	0	0	29	1
4:05 PM	1	0	0	1	12	1	1	0	0	1	9	1	1	1	0	0	27	2
4:10 PM	1	0	0	2	10	1	1	0	0	0	15	0	0	0	0	0	30	0
4:15 PM	0	0	2	1	5	0	0	0	0	0	11	1	2	0	0	0	20	2
4:20 PM	1	0	0	3	5	0	0	0	0	0	12	1	1	0	0	0	22	1
4:25 PM	0	0	0	0	12	3	1	0	0	0	18	1	0	0	0	0	35	0
4:30 PM	1	0	1	2	14	1	0	0	0	0	14	0	1	0	0	0	33	1
4:35 PM	0	0	0	2	14	0	0	0	0	0	10	0	0	1	0	0	26	1
4:40 PM	0	0	1	1	18	0	0	1	0	0	20	2	1	0	1	0	43	2
4:45 PM	1	0	1	1	8	1	0	0	0	0	14	0	2	0	1	0	26	3
4:50 PM	2	0	0	0	9	0	1	0	0	0	12	0	0	0	1	0	24	1
4:55 PM	0	0	0	3	12	0	2	0	1	0	16	2	1	0	0	1	36	2
5:00 PM	0	0	2	0	12	2	0	0	0	0	32	0	1	0	0	0	48	1
5:05 PM	0	0	1	1	15	0	1	0	0	0	30	1	2	0	0	0	49	2
5:10 PM	1	0	1	1	9	3	0	0	0	0	33	0	0	0	1	0	48	1
5:15 PM	1	0	0	1	13	1	2	0	0	1	29	0	0	0	0	0	48	0
5:20 PM	0	0	0	1	15	0	0	0	0	1	17	1	1	0	2	1	35	4
5:25 PM	0	0	0	2	14	0	0	0	0	0	22	4	3	0	1	0	42	4
5:30 PM	0	0	2	0	8	0	1	0	1	1	18	0	0	0	1	0	31	1
5:35 PM	1	0	0	2	16	0	0	0	2	0	10	1	0	0	0	0	32	0
5:40 PM	0	0	0	0	15	0	1	0	0	1	10	0	0	0	0	0	27	0
5:45 PM	1	0	0	1	18	0	0	0	1	0	11	0	0	0	0	0	32	0
5:50 PM	0	0	1	1	8	0	0	0	0	0	19	2	0	0	1	0	31	1
5:55 PM	0	0	0	0	13	1	1	0	1	0	14	0	2	0	0	1	30	3
HOURLY TOTALS	Southbound			Westbound			Northbound			Eastbound			Pedestrians By Approach				TOTAL	
4:00 PM	7	0	5	17	130	7	6	1	1	1	168	8	10	2	3	1	351	16
4:15 PM	6	0	9	15	133	10	5	1	1	0	222	8	11	1	4	1	410	17
4:30 PM	6	0	7	15	153	8	6	1	1	2	249	10	12	1	7	2	458	22
4:45 PM	6	0	7	12	146	7	8	0	4	4	243	9	10	0	7	2	446	19
5:00 PM	4	0	7	10	156	7	6	0	5	4	245	9	9	0	6	2	453	17

INTERSECTION: *G St--/E McLaughlin Blvd--*
 PROJECT ID#:
 QC JOB #: 10247040

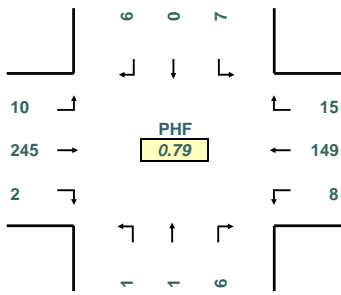
START TIME: 4:00 PM
 END TIME: 6:00 PM
 DATE: 4/10/2007



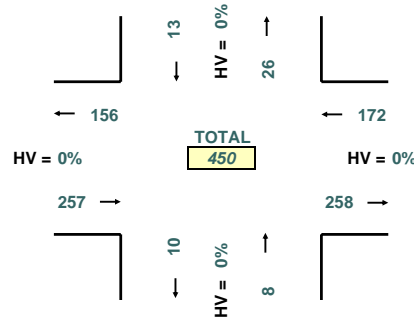
16285 SW 85th Avenue, Ste. 302
 Tigard, OR 97224
 Phone: 503-620-4242
 Fax: 503 620-4545

www.qualitycounts.net

PEAK HOUR TURNING MOVEMENTS



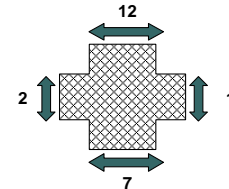
PEAK HOUR LINK VOLUMES



PEAK HOUR: 4:30 PM TO 5:30 PM

PEAK 15 MINUTES: 5:00 PM TO 5:15 PM

PEAK HOUR PED CROSSING VOLUMES



5-MINUTE COUNT PERIOD BEGINNING AT	G St-- (Southbound)			E McLaughlin Blvd-- (Westbound)			G St-- (Northbound)			E McLaughlin Blvd-- (Eastbound)			Crosswalk Usage (Peds By Approach)				TOTAL	
	Right	Thru	Left	Right	Thru	Left	Right	Thru	Left	Right	Thru	Left	North	East	South	West	Veh	Peds
4:00 PM	0	0	0	1	11	0	0	0	0	0	15	0	1	0	0	0	27	1
4:05 PM	1	0	0	1	12	1	1	0	0	1	8	1	1	1	0	0	26	2
4:10 PM	1	0	0	2	9	1	1	0	0	0	15	0	0	0	0	0	29	0
4:15 PM	0	0	2	1	5	0	0	0	0	0	11	1	2	0	0	0	20	2
4:20 PM	1	0	0	3	5	0	0	0	0	0	11	1	1	0	0	0	21	1
4:25 PM	0	0	0	0	12	3	1	0	0	0	18	1	0	0	0	0	35	0
4:30 PM	1	0	1	2	14	1	0	0	0	0	14	0	1	0	0	0	33	1
4:35 PM	0	0	0	2	14	0	0	0	0	0	10	0	0	1	0	0	26	1
4:40 PM	0	0	1	1	18	0	0	1	0	0	19	2	1	0	1	0	42	2
4:45 PM	1	0	1	1	8	1	0	0	0	0	14	0	2	0	1	0	26	3
4:50 PM	2	0	0	0	8	0	1	0	0	0	12	0	0	0	1	0	23	1
4:55 PM	0	0	0	3	11	0	2	0	1	0	15	2	1	0	0	1	34	2
5:00 PM	0	0	2	0	12	2	0	0	0	0	32	0	1	0	0	0	48	1
5:05 PM	0	0	1	1	14	0	1	0	0	0	30	1	2	0	0	0	48	2
5:10 PM	1	0	1	1	8	3	0	0	0	0	33	0	0	0	1	0	47	1
5:15 PM	1	0	0	1	13	1	2	0	0	1	28	0	0	0	0	0	47	0
5:20 PM	0	0	0	1	15	0	0	0	0	1	16	1	1	0	2	1	34	4
5:25 PM	0	0	0	2	14	0	0	0	0	0	22	4	3	0	1	0	42	4
5:30 PM	0	0	2	0	8	0	1	0	1	1	17	0	0	0	1	0	30	1
5:35 PM	0	0	0	2	15	0	0	0	2	0	10	1	0	0	0	0	30	0
5:40 PM	0	0	0	0	15	0	1	0	0	1	10	0	0	0	0	0	27	0
5:45 PM	1	0	0	1	18	0	0	0	1	0	11	0	0	0	0	0	32	0
5:50 PM	0	0	1	1	8	0	0	0	0	0	16	2	0	0	1	0	28	1
5:55 PM	0	0	0	0	13	1	1	0	1	0	14	0	2	0	0	1	30	3
HOURLY TOTALS	Southbound			Westbound			Northbound			Eastbound			Pedestrians By Approach				TOTAL	
4:00 PM	7	0	5	17	127	7	6	1	1	1	162	8	10	2	3	1	342	16
4:15 PM	6	0	9	15	129	10	5	1	1	0	219	8	11	1	4	1	403	17
4:30 PM	6	0	7	15	149	8	6	1	1	2	245	10	12	1	7	2	450	22
4:45 PM	5	0	7	12	141	7	8	0	4	4	239	9	10	0	7	2	436	19
5:00 PM	3	0	7	10	153	7	6	0	5	4	239	9	9	0	6	2	443	17

INTERSECTION: *G St--/E McLaughlin Blvd--*
 PROJECT ID#:
 QC JOB #: 10247040

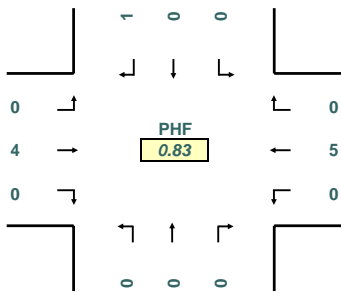
START TIME: 4:00 PM
 END TIME: 6:00 PM
 DATE: 4/10/2007



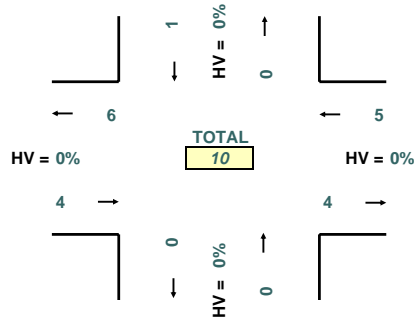
16285 SW 85th Avenue, Ste. 302
 Tigard, OR 97224
 Phone: 503-620-4242
 Fax: 503 620-4545

www.qualitycounts.net

PEAK HOUR TURNING MOVEMENTS



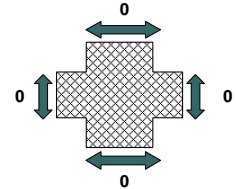
PEAK HOUR LINK VOLUMES



PEAK HOUR: 4:45 PM TO 5:45 PM

PEAK 15 MINUTES: 4:00 PM TO 4:15 PM

PEAK HOUR PED CROSSING VOLUMES



5-MINUTE COUNT PERIOD BEGINNING AT	<i>G St--</i> (Southbound)			<i>E McLaughlin Blvd--</i> (Westbound)			<i>G St--</i> (Northbound)			<i>E McLaughlin Blvd--</i> (Eastbound)			Crosswalk Usage (Peds By Approach)				TOTAL	
	Right	Thru	Left	Right	Thru	Left	Right	Thru	Left	Right	Thru	Left	North	East	South	West	Veh	Peds
4:00 PM	0	0	0	0	0	0	0	0	0	2	0	0	0	0	0	2	0	
4:05 PM	0	0	0	0	0	0	0	0	0	1	0	0	0	0	0	1	0	
4:10 PM	0	0	0	0	1	0	0	0	0	0	0	0	0	0	0	1	0	
4:15 PM	0	0	0	0	0	0	0	0	0	0	0	0	0	0	0	0	0	
4:20 PM	0	0	0	0	0	0	0	0	0	1	0	0	0	0	0	1	0	
4:25 PM	0	0	0	0	0	0	0	0	0	0	0	0	0	0	0	0	0	
4:30 PM	0	0	0	0	0	0	0	0	0	0	0	0	0	0	0	0	0	
4:35 PM	0	0	0	0	0	0	0	0	0	0	0	0	0	0	0	0	0	
4:40 PM	0	0	0	0	0	0	0	0	0	1	0	0	0	0	0	1	0	
4:45 PM	0	0	0	0	0	0	0	0	0	0	0	0	0	0	0	0	0	
4:50 PM	0	0	0	0	1	0	0	0	0	0	0	0	0	0	0	1	0	
4:55 PM	0	0	0	0	1	0	0	0	0	1	0	0	0	0	0	2	0	
5:00 PM	0	0	0	0	0	0	0	0	0	0	0	0	0	0	0	0	0	
5:05 PM	0	0	0	0	1	0	0	0	0	0	0	0	0	0	0	1	0	
5:10 PM	0	0	0	0	1	0	0	0	0	0	0	0	0	0	0	1	0	
5:15 PM	0	0	0	0	0	0	0	0	0	1	0	0	0	0	0	1	0	
5:20 PM	0	0	0	0	0	0	0	0	0	1	0	0	0	0	0	1	0	
5:25 PM	0	0	0	0	0	0	0	0	0	0	0	0	0	0	0	0	0	
5:30 PM	0	0	0	0	0	0	0	0	0	1	0	0	0	0	0	1	0	
5:35 PM	1	0	0	0	1	0	0	0	0	0	0	0	0	0	0	2	0	
5:40 PM	0	0	0	0	0	0	0	0	0	0	0	0	0	0	0	0	0	
5:45 PM	0	0	0	0	0	0	0	0	0	0	0	0	0	0	0	0	0	
5:50 PM	0	0	0	0	0	0	0	0	0	3	0	0	0	0	0	3	0	
5:55 PM	0	0	0	0	0	0	0	0	0	0	0	0	0	0	0	0	0	
HOURLY TOTALS	Southbound			Westbound			Northbound			Eastbound			Pedestrians By Approach				TOTAL	
4:00 PM	0	0	0	0	3	0	0	0	0	0	6	0	0	0	0	0	9	0
4:15 PM	0	0	0	0	4	0	0	0	0	0	3	0	0	0	0	0	7	0
4:30 PM	0	0	0	0	4	0	0	0	0	0	4	0	0	0	0	0	8	0
4:45 PM	1	0	0	0	5	0	0	0	0	0	4	0	0	0	0	0	10	0
5:00 PM	1	0	0	0	3	0	0	0	0	0	6	0	0	0	0	0	10	0

INTERSECTION: *D St--/22nd St--*
 PROJECT ID#:
 QC JOB #: 10247041

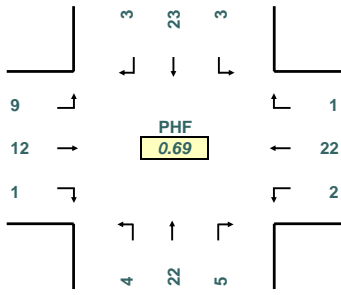
START TIME: 4:00 PM
 END TIME: 6:00 PM
 DATE: 4/10/2007



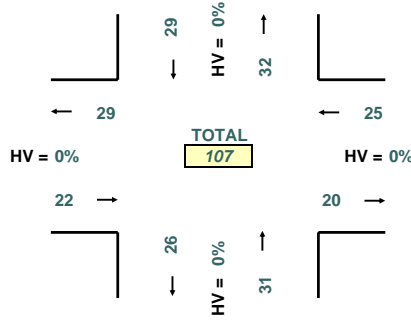
16285 SW 85th Avenue, Ste. 302
 Tigard, OR 97224
 Phone: 503-620-4242
 Fax: 503 620-4545

www.qualitycounts.net

PEAK HOUR TURNING MOVEMENTS



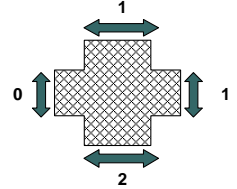
PEAK HOUR LINK VOLUMES



PEAK HOUR: 4:45 PM TO 5:45 PM

PEAK 15 MINUTES: 5:00 PM TO 5:15 PM

PEAK HOUR PED CROSSING VOLUMES



5-MINUTE COUNT PERIOD BEGINNING AT	<i>D St--</i> (Southbound)			<i>22nd St--</i> (Westbound)			<i>D St--</i> (Northbound)			<i>22nd St--</i> (Eastbound)			Crosswalk Usage (Peds By Approach)				TOTAL	
	Right	Thru	Left	Right	Thru	Left	Right	Thru	Left	Right	Thru	Left	North	East	South	West	Veh	Peds
4:00 PM	1	1	0	0	0	0	0	2	0	1	1	0	0	0	0	0	6	0
4:05 PM	0	1	0	0	1	0	0	1	0	0	1	0	0	0	0	0	4	0
4:10 PM	2	1	0	0	1	0	2	3	0	0	1	0	0	0	0	1	10	1
4:15 PM	0	2	0	0	2	0	0	3	0	0	1	0	0	0	0	1	8	1
4:20 PM	2	4	0	1	0	0	0	2	0	1	2	0	0	0	0	0	12	0
4:25 PM	1	0	0	0	2	0	0	2	0	0	1	0	0	0	0	0	6	0
4:30 PM	2	0	0	1	2	0	0	3	0	0	1	0	0	0	0	0	9	0
4:35 PM	1	0	2	0	0	1	0	0	0	0	0	0	0	0	0	0	4	0
4:40 PM	1	0	0	0	0	0	0	0	0	0	0	0	0	0	0	0	1	0
4:45 PM	0	5	0	0	0	0	1	1	0	0	0	1	0	0	0	0	8	0
4:50 PM	0	1	0	0	1	0	0	1	0	0	0	0	0	0	0	0	3	0
4:55 PM	0	1	0	0	2	0	0	4	0	0	0	0	0	0	0	0	7	0
5:00 PM	0	2	0	1	6	0	0	2	2	0	2	1	0	0	0	0	16	0
5:05 PM	1	1	0	0	1	0	0	1	0	0	3	3	1	1	1	0	10	3
5:10 PM	0	4	1	0	4	0	2	1	1	0	0	0	0	0	0	0	13	0
5:15 PM	1	1	0	0	1	0	1	4	0	0	1	1	0	0	0	0	10	0
5:20 PM	0	6	0	0	0	0	1	3	1	1	1	1	0	0	0	0	14	0
5:25 PM	0	1	0	0	1	1	0	3	0	0	1	1	0	0	0	0	8	0
5:30 PM	1	1	0	0	1	1	0	0	0	0	3	0	0	0	0	0	7	0
5:35 PM	0	0	0	0	3	0	0	1	0	0	0	0	0	0	1	0	4	1
5:40 PM	0	0	2	0	2	0	0	1	0	0	1	1	0	0	0	0	7	0
5:45 PM	0	0	1	0	0	0	0	1	1	0	3	1	0	0	0	0	7	0
5:50 PM	0	1	0	0	1	0	1	0	0	1	1	0	0	0	0	1	5	1
5:55 PM	0	1	0	0	1	0	0	0	0	0	0	0	1	0	0	0	2	1
HOURLY TOTALS	Southbound			Westbound			Northbound			Eastbound			Pedestrians By Approach				TOTAL	
4:00 PM	10	16	2	2	11	1	3	22	0	2	8	1	0	0	0	2	78	2
4:15 PM	8	20	3	3	20	1	3	20	3	1	10	5	1	1	1	1	97	4
4:30 PM	6	22	3	2	18	2	5	23	4	1	9	8	1	1	1	0	103	3
4:45 PM	3	23	3	1	22	2	5	22	4	1	12	9	1	1	2	0	107	4
5:00 PM	3	18	4	1	21	2	5	17	5	2	16	9	2	1	2	1	103	6

INTERSECTION: D St--/22nd St--
 PROJECT ID#: 10247041
 QC JOB #: 10247041

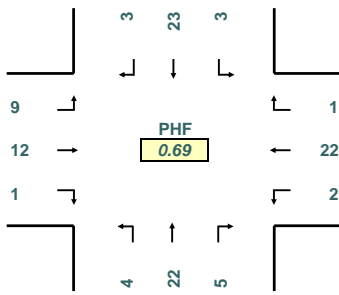
START TIME: 4:00 PM
 END TIME: 6:00 PM
 DATE: 4/10/2007



16285 SW 85th Avenue, Ste. 302
 Tigard, OR 97224
 Phone: 503-620-4242
 Fax: 503 620-4545

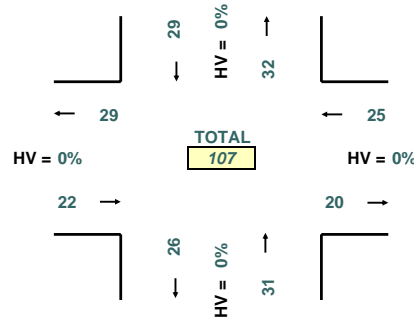
www.qualitycounts.net

PEAK HOUR TURNING MOVEMENTS



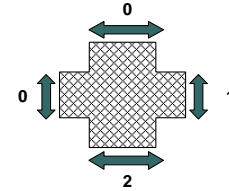
PEAK HOUR: 4:45 PM TO 5:45 PM

PEAK HOUR LINK VOLUMES



PEAK 15 MINUTES: 5:00 PM TO 5:15 PM

PEAK HOUR PED CROSSING VOLUMES



5-MINUTE COUNT PERIOD BEGINNING AT	D St-- (Southbound)			22nd St-- (Westbound)			D St-- (Northbound)			22nd St-- (Eastbound)			Crosswalk Usage (Peds By Approach)				TOTAL	
	Right	Thru	Left	Right	Thru	Left	Right	Thru	Left	Right	Thru	Left	North	East	South	West	Veh	Peds
4:00 PM	1	1	0	0	0	0	0	2	0	1	1	0	0	0	0	0	6	0
4:05 PM	0	1	0	0	1	0	0	1	0	0	1	0	0	0	0	0	4	0
4:10 PM	2	1	0	0	1	0	2	3	0	0	1	0	0	0	0	1	10	1
4:15 PM	0	2	0	0	2	0	0	3	0	0	1	0	0	0	0	1	8	1
4:20 PM	2	3	0	1	0	0	0	2	0	1	2	0	0	0	0	0	11	0
4:25 PM	1	0	0	0	2	0	0	2	0	0	1	0	0	0	0	0	6	0
4:30 PM	2	0	0	1	2	0	0	3	0	0	1	0	0	0	0	0	9	0
4:35 PM	1	0	2	0	0	1	0	0	0	0	0	0	0	0	0	0	4	0
4:40 PM	1	0	0	0	0	0	0	0	0	0	0	0	0	0	0	0	1	0
4:45 PM	0	5	0	0	0	0	1	1	0	0	0	1	0	0	0	0	8	0
4:50 PM	0	1	0	0	1	0	0	1	0	0	0	0	0	0	0	0	3	0
4:55 PM	0	1	0	0	2	0	0	4	0	0	0	0	0	0	0	0	7	0
5:00 PM	0	2	0	1	6	0	0	2	2	0	2	1	0	0	0	0	16	0
5:05 PM	1	1	0	0	1	0	0	1	0	0	3	3	0	1	1	0	10	2
5:10 PM	0	4	1	0	4	0	2	1	1	0	0	0	0	0	0	0	13	0
5:15 PM	1	1	0	0	1	0	1	4	0	0	1	1	0	0	0	0	10	0
5:20 PM	0	6	0	0	0	0	1	3	1	1	1	1	0	0	0	0	14	0
5:25 PM	0	1	0	0	1	1	0	3	0	0	1	1	0	0	0	0	8	0
5:30 PM	1	1	0	0	1	1	0	0	0	0	3	0	0	0	0	0	7	0
5:35 PM	0	0	0	0	3	0	0	1	0	0	0	0	0	0	1	0	4	1
5:40 PM	0	0	2	0	2	0	0	1	0	0	1	1	0	0	0	0	7	0
5:45 PM	0	0	1	0	0	0	0	1	1	0	3	1	0	0	0	0	7	0
5:50 PM	0	1	0	0	1	0	1	0	0	1	1	0	0	0	0	1	5	1
5:55 PM	0	1	0	0	1	0	0	0	0	0	0	0	1	0	0	0	2	1
HOURLY TOTALS	Southbound			Westbound			Northbound			Eastbound			Pedestrians By Approach				TOTAL	
4:00 PM	10	15	2	2	11	1	3	22	0	2	8	1	0	0	0	2	77	2
4:15 PM	8	19	3	3	20	1	3	20	3	1	10	5	0	1	1	1	96	3
4:30 PM	6	22	3	2	18	2	5	23	4	1	9	8	0	1	1	0	103	2
4:45 PM	3	23	3	1	22	2	5	22	4	1	12	9	0	1	2	0	107	3
5:00 PM	3	18	4	1	21	2	5	17	5	2	16	9	1	1	2	1	103	5

INTERSECTION: *D St--/22nd St--*
 PROJECT ID#:
 QC JOB #: 10247041

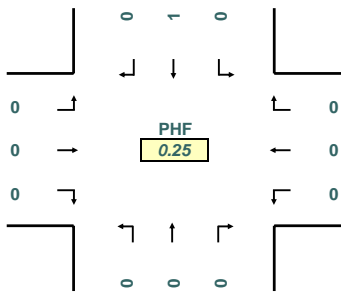
START TIME: 4:00 PM
 END TIME: 6:00 PM
 DATE: 4/10/2007



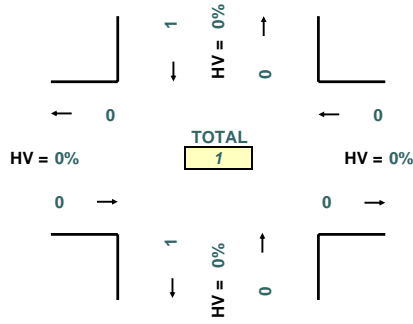
16285 SW 85th Avenue, Ste. 302
 Tigard, OR 97224
 Phone: 503-620-4242
 Fax: 503 620-4545

www.qualitycounts.net

PEAK HOUR TURNING MOVEMENTS



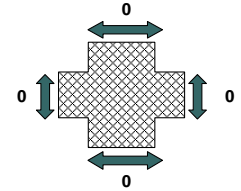
PEAK HOUR LINK VOLUMES



PEAK HOUR: 4:00 PM TO 5:00 PM

PEAK 15 MINUTES: 4:15 PM TO 4:30 PM

PEAK HOUR PED CROSSING VOLUMES



5-MINUTE COUNT PERIOD BEGINNING AT	<i>D St--</i> (Southbound)			<i>22nd St--</i> (Westbound)			<i>D St--</i> (Northbound)			<i>22nd St--</i> (Eastbound)			Crosswalk Usage (Peds By Approach)				TOTAL	
	Right	Thru	Left	Right	Thru	Left	Right	Thru	Left	Right	Thru	Left	North	East	South	West	Veh	Peds
4:00 PM	0	0	0	0	0	0	0	0	0	0	0	0	0	0	0	0	0	0
4:05 PM	0	0	0	0	0	0	0	0	0	0	0	0	0	0	0	0	0	0
4:10 PM	0	0	0	0	0	0	0	0	0	0	0	0	0	0	0	0	0	0
4:15 PM	0	0	0	0	0	0	0	0	0	0	0	0	0	0	0	0	0	0
4:20 PM	0	1	0	0	0	0	0	0	0	0	0	0	0	0	0	0	1	0
4:25 PM	0	0	0	0	0	0	0	0	0	0	0	0	0	0	0	0	0	0
4:30 PM	0	0	0	0	0	0	0	0	0	0	0	0	0	0	0	0	0	0
4:35 PM	0	0	0	0	0	0	0	0	0	0	0	0	0	0	0	0	0	0
4:40 PM	0	0	0	0	0	0	0	0	0	0	0	0	0	0	0	0	0	0
4:45 PM	0	0	0	0	0	0	0	0	0	0	0	0	0	0	0	0	0	0
4:50 PM	0	0	0	0	0	0	0	0	0	0	0	0	0	0	0	0	0	0
4:55 PM	0	0	0	0	0	0	0	0	0	0	0	0	0	0	0	0	0	0
5:00 PM	0	0	0	0	0	0	0	0	0	0	0	0	0	0	0	0	0	0
5:05 PM	0	0	0	0	0	0	0	0	0	0	0	0	1	0	0	0	0	1
5:10 PM	0	0	0	0	0	0	0	0	0	0	0	0	0	0	0	0	0	0
5:15 PM	0	0	0	0	0	0	0	0	0	0	0	0	0	0	0	0	0	0
5:20 PM	0	0	0	0	0	0	0	0	0	0	0	0	0	0	0	0	0	0
5:25 PM	0	0	0	0	0	0	0	0	0	0	0	0	0	0	0	0	0	0
5:30 PM	0	0	0	0	0	0	0	0	0	0	0	0	0	0	0	0	0	0
5:35 PM	0	0	0	0	0	0	0	0	0	0	0	0	0	0	0	0	0	0
5:40 PM	0	0	0	0	0	0	0	0	0	0	0	0	0	0	0	0	0	0
5:45 PM	0	0	0	0	0	0	0	0	0	0	0	0	0	0	0	0	0	0
5:50 PM	0	0	0	0	0	0	0	0	0	0	0	0	0	0	0	0	0	0
5:55 PM	0	0	0	0	0	0	0	0	0	0	0	0	0	0	0	0	0	0
HOURLY TOTALS	Southbound			Westbound			Northbound			Eastbound			Pedestrians By Approach				TOTAL	
	Right	Thru	Left	Right	Thru	Left	Right	Thru	Left	Right	Thru	Left	North	East	South	West	Veh	Peds
4:00 PM	0	1	0	0	0	0	0	0	0	0	0	0	0	0	0	0	1	0
4:15 PM	0	1	0	0	0	0	0	0	0	0	0	0	1	0	0	0	1	1
4:30 PM	0	0	0	0	0	0	0	0	0	0	0	0	1	0	0	0	0	1
4:45 PM	0	0	0	0	0	0	0	0	0	0	0	0	1	0	0	0	0	1
5:00 PM	0	0	0	0	0	0	0	0	0	0	0	0	1	0	0	0	0	1

INTERSECTION: *Columbia St--W 24th St--*
 PROJECT ID#:
 QC JOB #: 10247042

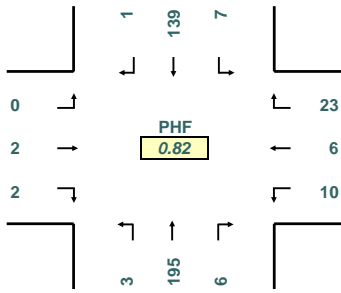
START TIME: 4:00 PM
 END TIME: 6:00 PM
 DATE: 4/10/2007



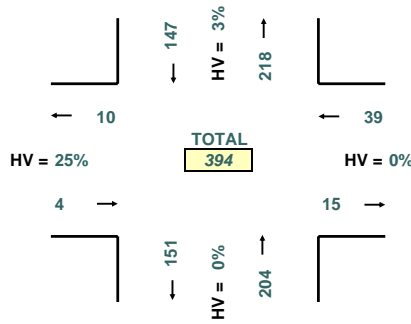
16285 SW 85th Avenue, Ste. 302
 Tigard, OR 97224
 Phone: 503-620-4242
 Fax: 503 620-4545

www.qualitycounts.net

PEAK HOUR TURNING MOVEMENTS



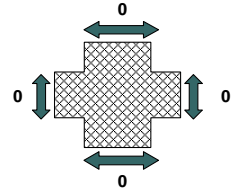
PEAK HOUR LINK VOLUMES



PEAK HOUR: 4:15 PM TO 5:15 PM

PEAK 15 MINUTES: 5:00 PM TO 5:15 PM

PEAK HOUR PED CROSSING VOLUMES



5-MINUTE COUNT PERIOD BEGINNING AT	Columbia St-- (Southbound)			W 24th St-- (Westbound)			Columbia St-- (Northbound)			W 24th St-- (Eastbound)			Crosswalk Usage (Peds By Approach)				TOTAL	
	Right	Thru	Left	Right	Thru	Left	Right	Thru	Left	Right	Thru	Left	North	East	South	West	Veh	Peds
4:00 PM	0	11	0	0	0	1	0	15	0	0	0	1	0	0	0	0	28	0
4:05 PM	0	15	0	1	2	0	0	14	1	0	0	0	0	0	0	0	33	0
4:10 PM	0	12	0	2	0	0	1	15	0	0	0	0	0	0	0	0	30	0
4:15 PM	0	8	1	0	1	2	0	7	1	1	0	0	0	0	0	0	21	0
4:20 PM	0	9	0	3	1	1	1	14	0	0	0	0	0	0	0	0	29	0
4:25 PM	0	13	0	2	1	1	1	10	0	0	0	0	0	0	0	0	28	0
4:30 PM	1	17	3	0	0	1	1	9	0	0	0	0	0	0	0	0	32	0
4:35 PM	0	7	0	3	0	0	0	23	0	0	0	0	0	0	0	0	33	0
4:40 PM	0	15	0	0	0	0	1	21	0	0	0	0	0	0	0	0	37	0
4:45 PM	0	6	0	3	0	2	0	10	0	0	0	0	0	0	0	0	21	0
4:50 PM	0	13	1	2	0	0	0	13	1	1	1	0	0	0	0	0	32	0
4:55 PM	0	21	0	1	0	1	0	18	0	0	0	0	0	0	0	0	41	0
5:00 PM	0	9	2	2	0	0	1	19	1	0	1	0	0	0	0	0	35	0
5:05 PM	0	13	0	5	0	1	0	29	0	0	0	0	0	0	0	0	48	0
5:10 PM	0	8	0	2	3	1	1	22	0	0	0	0	0	0	0	0	37	0
5:15 PM	0	12	1	5	1	1	0	16	1	0	1	0	0	0	0	0	38	0
5:20 PM	0	4	0	1	0	1	0	14	0	0	0	0	0	0	0	0	20	0
5:25 PM	0	4	0	2	0	0	0	14	0	0	0	0	0	0	0	0	20	0
5:30 PM	0	6	0	0	0	0	2	15	1	0	0	0	0	0	0	0	24	0
5:35 PM	0	5	0	0	1	0	0	18	0	0	1	1	0	0	0	0	26	0
5:40 PM	0	9	1	3	1	0	0	14	0	0	0	0	0	0	0	0	28	0
5:45 PM	0	10	0	0	0	1	0	12	0	0	0	0	0	0	0	0	23	0
5:50 PM	0	7	0	0	0	0	0	11	0	0	0	0	0	0	0	0	18	0
5:55 PM	0	12	0	1	0	0	0	11	0	0	0	0	0	0	0	0	24	0
HOURLY TOTALS	Southbound			Westbound			Northbound			Eastbound			Pedestrians By Approach				TOTAL	
4:00 PM	1	147	5	17	5	9	5	169	3	2	1	1	0	0	0	0	365	0
4:15 PM	1	139	7	23	6	10	6	195	3	2	2	0	0	0	0	0	394	0
4:30 PM	1	129	7	26	4	8	4	208	3	1	3	0	0	0	0	0	394	0
4:45 PM	0	110	5	26	6	7	4	202	4	1	4	1	0	0	0	0	370	0
5:00 PM	0	99	4	21	6	5	4	195	3	0	3	1	0	0	0	0	341	0

INTERSECTION: *Columbia St--W 24th St--*
 PROJECT ID#:
 QC JOB #: 10247042

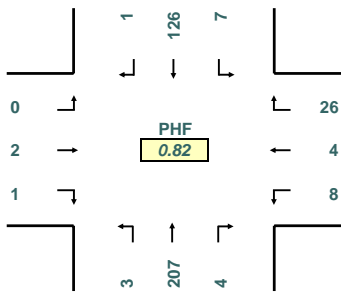
START TIME: 4:00 PM
 END TIME: 6:00 PM
 DATE: 4/10/2007



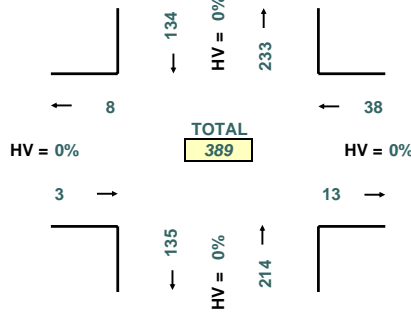
16285 SW 85th Avenue, Ste. 302
 Tigard, OR 97224
 Phone: 503-620-4242
 Fax: 503 620-4545

www.qualitycounts.net

PEAK HOUR TURNING MOVEMENTS



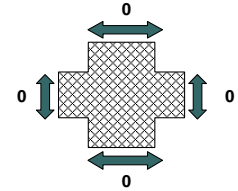
PEAK HOUR LINK VOLUMES



PEAK HOUR: 4:30 PM TO 5:30 PM

PEAK 15 MINUTES: 5:00 PM TO 5:15 PM

PEAK HOUR PED CROSSING VOLUMES



5-MINUTE COUNT PERIOD BEGINNING AT	Columbia St-- (Southbound)			W 24th St-- (Westbound)			Columbia St-- (Northbound)			W 24th St-- (Eastbound)			Crosswalk Usage (Peds By Approach)				TOTAL	
	Right	Thru	Left	Right	Thru	Left	Right	Thru	Left	Right	Thru	Left	North	East	South	West	Veh	Peds
4:00 PM	0	10	0	0	0	1	0	14	0	0	0	1	0	0	0	0	26	0
4:05 PM	0	15	0	1	2	0	0	14	1	0	0	0	0	0	0	0	33	0
4:10 PM	0	12	0	2	0	0	1	15	0	0	0	0	0	0	0	0	30	0
4:15 PM	0	8	1	0	1	2	0	7	1	1	0	0	0	0	0	0	21	0
4:20 PM	0	9	0	3	1	1	1	14	0	0	0	0	0	0	0	0	29	0
4:25 PM	0	12	0	2	1	1	1	10	0	0	0	0	0	0	0	0	27	0
4:30 PM	1	17	3	0	0	1	1	9	0	0	0	0	0	0	0	0	32	0
4:35 PM	0	7	0	3	0	0	0	23	0	0	0	0	0	0	0	0	33	0
4:40 PM	0	14	0	0	0	0	1	21	0	0	0	0	0	0	0	0	36	0
4:45 PM	0	6	0	3	0	2	0	9	0	0	0	0	0	0	0	0	20	0
4:50 PM	0	13	1	2	0	0	0	13	1	1	0	0	0	0	0	0	31	0
4:55 PM	0	21	0	1	0	1	0	18	0	0	0	0	0	0	0	0	41	0
5:00 PM	0	9	2	2	0	0	1	19	1	0	1	0	0	0	0	0	35	0
5:05 PM	0	11	0	5	0	1	0	29	0	0	0	0	0	0	0	0	46	0
5:10 PM	0	8	0	2	3	1	1	22	0	0	0	0	0	0	0	0	37	0
5:15 PM	0	12	1	5	1	1	0	16	1	0	1	0	0	0	0	0	38	0
5:20 PM	0	4	0	1	0	1	0	14	0	0	0	0	0	0	0	0	20	0
5:25 PM	0	4	0	2	0	0	0	14	0	0	0	0	0	0	0	0	20	0
5:30 PM	0	6	0	0	0	0	2	14	1	0	0	0	0	0	0	0	23	0
5:35 PM	0	5	0	0	1	0	0	18	0	0	1	1	0	0	0	0	26	0
5:40 PM	0	9	1	3	1	0	0	14	0	0	0	0	0	0	0	0	28	0
5:45 PM	0	9	0	0	0	1	0	12	0	0	0	0	0	0	0	0	22	0
5:50 PM	0	7	0	0	0	0	0	11	0	0	0	0	0	0	0	0	18	0
5:55 PM	0	12	0	1	0	0	0	11	0	0	0	0	0	0	0	0	24	0
HOURLY TOTALS	Southbound			Westbound			Northbound			Eastbound			Pedestrians By Approach				TOTAL	
4:00 PM	1	144	5	17	5	9	5	167	3	2	0	1	0	0	0	0	359	0
4:15 PM	1	135	7	23	6	10	6	194	3	2	1	0	0	0	0	0	388	0
4:30 PM	1	126	7	26	4	8	4	207	3	1	2	0	0	0	0	0	389	0
4:45 PM	0	108	5	26	6	7	4	200	4	1	3	1	0	0	0	0	365	0
5:00 PM	0	96	4	21	6	5	4	194	3	0	3	1	0	0	0	0	337	0

INTERSECTION: *Columbia St--/W 24th St--*
 PROJECT ID#:
 QC JOB #: 10247042

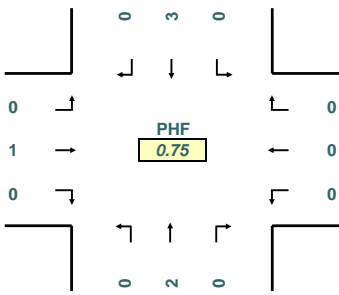
START TIME: 4:00 PM
 END TIME: 6:00 PM
 DATE: 4/10/2007



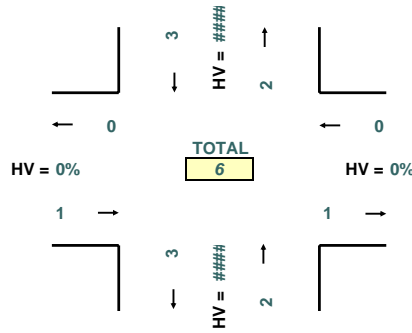
16285 SW 85th Avenue, Ste. 302
 Tigard, OR 97224
 Phone: 503-620-4242
 Fax: 503 620-4545

www.qualitycounts.net

PEAK HOUR TURNING MOVEMENTS



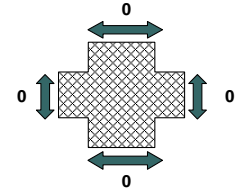
PEAK HOUR LINK VOLUMES



PEAK HOUR: 4:00 PM TO 5:00 PM

PEAK 15 MINUTES: 5:00 PM TO 5:15 PM

PEAK HOUR PED CROSSING VOLUMES



5-MINUTE COUNT PERIOD BEGINNING AT	Columbia St-- (Southbound)			W 24th St-- (Westbound)			Columbia St-- (Northbound)			W 24th St-- (Eastbound)			Crosswalk Usage (Peds By Approach)				TOTAL	
	Right	Thru	Left	Right	Thru	Left	Right	Thru	Left	Right	Thru	Left	North	East	South	West	Veh	Peds
4:00 PM	0	1	0	0	0	0	0	1	0	0	0	0	0	0	0	0	2	0
4:05 PM	0	0	0	0	0	0	0	0	0	0	0	0	0	0	0	0	0	0
4:10 PM	0	0	0	0	0	0	0	0	0	0	0	0	0	0	0	0	0	0
4:15 PM	0	0	0	0	0	0	0	0	0	0	0	0	0	0	0	0	0	0
4:20 PM	0	0	0	0	0	0	0	0	0	0	0	0	0	0	0	0	0	0
4:25 PM	0	1	0	0	0	0	0	0	0	0	0	0	0	0	0	0	1	0
4:30 PM	0	0	0	0	0	0	0	0	0	0	0	0	0	0	0	0	0	0
4:35 PM	0	0	0	0	0	0	0	0	0	0	0	0	0	0	0	0	0	0
4:40 PM	0	1	0	0	0	0	0	0	0	0	0	0	0	0	0	0	1	0
4:45 PM	0	0	0	0	0	0	0	1	0	0	0	0	0	0	0	0	1	0
4:50 PM	0	0	0	0	0	0	0	0	0	1	0	0	0	0	0	0	1	0
4:55 PM	0	0	0	0	0	0	0	0	0	0	0	0	0	0	0	0	0	0
5:00 PM	0	0	0	0	0	0	0	0	0	0	0	0	0	0	0	0	0	0
5:05 PM	0	2	0	0	0	0	0	0	0	0	0	0	0	0	0	0	2	0
5:10 PM	0	0	0	0	0	0	0	0	0	0	0	0	0	0	0	0	0	0
5:15 PM	0	0	0	0	0	0	0	0	0	0	0	0	0	0	0	0	0	0
5:20 PM	0	0	0	0	0	0	0	0	0	0	0	0	0	0	0	0	0	0
5:25 PM	0	0	0	0	0	0	0	0	0	0	0	0	0	0	0	0	0	0
5:30 PM	0	0	0	0	0	0	0	1	0	0	0	0	0	0	0	0	1	0
5:35 PM	0	0	0	0	0	0	0	0	0	0	0	0	0	0	0	0	0	0
5:40 PM	0	0	0	0	0	0	0	0	0	0	0	0	0	0	0	0	0	0
5:45 PM	0	1	0	0	0	0	0	0	0	0	0	0	0	0	0	0	1	0
5:50 PM	0	0	0	0	0	0	0	0	0	0	0	0	0	0	0	0	0	0
5:55 PM	0	0	0	0	0	0	0	0	0	0	0	0	0	0	0	0	0	0
HOURLY TOTALS	Southbound			Westbound			Northbound			Eastbound			Pedestrians By Approach				TOTAL	
	Right	Thru	Left	Right	Thru	Left	Right	Thru	Left	Right	Thru	Left	North	East	South	West	Veh	Peds
4:00 PM	0	3	0	0	0	0	0	2	0	0	1	0	0	0	0	0	6	0
4:15 PM	0	4	0	0	0	0	0	1	0	0	1	0	0	0	0	0	6	0
4:30 PM	0	3	0	0	0	0	0	1	0	0	1	0	0	0	0	0	5	0
4:45 PM	0	2	0	0	0	0	0	2	0	0	1	0	0	0	0	0	5	0
5:00 PM	0	3	0	0	0	0	0	1	0	0	0	0	0	0	0	0	4	0

INTERSECTION: *Main St--W 24th St--*
 PROJECT ID#:
 QC JOB #: 10247043

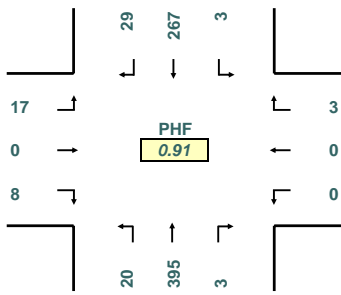
START TIME: 4:00 PM
 END TIME: 6:00 PM
 DATE: 4/10/2007



16285 SW 85th Avenue, Ste. 302
 Tigard, OR 97224
 Phone: 503-620-4242
 Fax: 503 620-4545

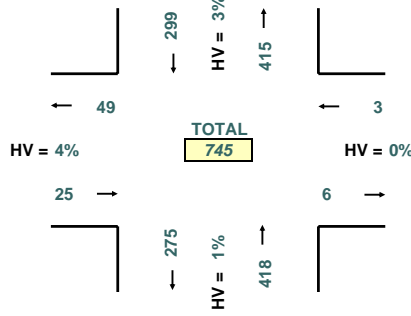
www.qualitycounts.net

PEAK HOUR TURNING MOVEMENTS



PHF
0.91

PEAK HOUR LINK VOLUMES

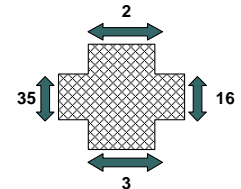


TOTAL
745

PEAK HOUR: 4:45 PM TO 5:45 PM

PEAK 15 MINUTES: 5:00 PM TO 5:15 PM

PEAK HOUR PED CROSSING VOLUMES



5-MINUTE COUNT PERIOD BEGINNING AT	Main St-- (Southbound)			W 24th St-- (Westbound)			Main St-- (Northbound)			W 24th St-- (Eastbound)			Crosswalk Usage (Peds By Approach)				TOTAL	
	Right	Thru	Left	Right	Thru	Left	Right	Thru	Left	Right	Thru	Left	North	East	South	West	Veh	Peds
4:00 PM	1	18	0	1	0	0	0	30	2	0	0	2	0	0	0	0	54	0
4:05 PM	6	28	1	0	0	0	1	27	2	0	0	0	0	5	0	1	65	6
4:10 PM	1	17	0	1	0	1	1	30	3	1	0	1	0	1	0	3	56	4
4:15 PM	0	20	1	0	1	0	1	34	2	1	0	0	0	0	0	1	60	1
4:20 PM	2	22	0	1	0	0	2	18	1	0	0	1	0	0	0	4	47	4
4:25 PM	2	4	0	1	0	0	1	28	4	1	0	0	0	1	1	4	41	6
4:30 PM	1	21	0	0	0	0	0	27	1	3	0	2	0	2	0	2	55	4
4:35 PM	2	29	0	1	0	0	0	22	0	0	0	1	0	3	0	2	55	5
4:40 PM	0	21	0	0	0	0	0	26	0	0	0	0	0	0	0	3	47	3
4:45 PM	6	25	0	1	0	0	0	25	4	1	0	2	1	4	0	2	64	7
4:50 PM	1	22	0	0	0	0	0	20	0	0	0	0	0	0	0	1	43	1
4:55 PM	1	22	1	0	0	0	0	36	6	1	0	2	0	0	1	5	69	6
5:00 PM	3	24	1	0	0	0	1	23	1	0	0	2	0	3	0	1	55	4
5:05 PM	3	21	0	1	0	0	0	51	1	0	0	2	0	1	0	3	79	4
5:10 PM	3	23	0	0	0	0	1	38	3	1	0	1	0	3	1	1	70	5
5:15 PM	3	26	1	0	0	0	0	49	0	3	0	3	1	0	1	4	85	6
5:20 PM	3	22	0	0	0	0	1	38	1	0	0	1	0	1	0	3	66	4
5:25 PM	1	14	0	0	0	0	0	25	1	0	0	0	0	1	0	5	41	6
5:30 PM	0	16	0	0	0	0	0	25	1	2	0	1	0	0	0	3	45	3
5:35 PM	1	26	0	0	0	0	0	34	0	0	0	0	0	1	0	3	61	4
5:40 PM	4	26	0	1	0	0	0	31	2	0	0	3	0	2	0	4	67	6
5:45 PM	1	9	0	0	0	0	0	23	1	1	0	1	0	2	1	2	36	5
5:50 PM	1	18	0	1	0	0	0	29	0	1	0	1	0	1	0	5	51	6
5:55 PM	3	27	1	0	0	0	0	22	1	0	0	1	1	0	0	3	55	4
HOURLY TOTALS	Southbound			Westbound			Northbound			Eastbound			Pedestrians By Approach				TOTAL	
4:00 PM	23	249	3	6	1	1	6	323	25	8	0	11	1	16	2	28	656	47
4:15 PM	24	254	3	5	1	0	6	348	23	8	0	13	1	17	3	29	685	50
4:30 PM	27	270	3	3	0	0	3	380	18	9	0	16	2	18	3	32	729	55
4:45 PM	29	267	3	3	0	0	3	395	20	8	0	17	2	16	3	35	745	56
5:00 PM	26	252	3	3	0	0	3	388	12	8	0	16	2	15	3	37	711	57

INTERSECTION: *Main St--W 24th St--*
 PROJECT ID#:
 QC JOB #: 10247043

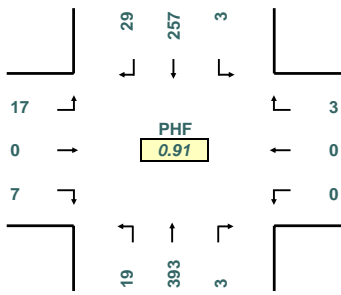
START TIME: 4:00 PM
 END TIME: 6:00 PM
 DATE: 4/10/2007



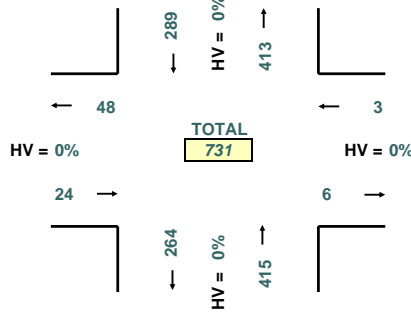
16285 SW 85th Avenue, Ste. 302
 Tigard, OR 97224
 Phone: 503-620-4242
 Fax: 503 620-4545

www.qualitycounts.net

PEAK HOUR TURNING MOVEMENTS



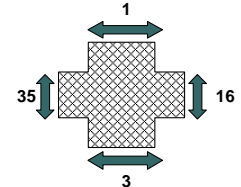
PEAK HOUR LINK VOLUMES



PEAK HOUR: 4:45 PM TO 5:45 PM

PEAK 15 MINUTES: 5:00 PM TO 5:15 PM

PEAK HOUR PED CROSSING VOLUMES



5-MINUTE COUNT PERIOD BEGINNING AT	Main St-- (Southbound)			W 24th St-- (Westbound)			Main St-- (Northbound)			W 24th St-- (Eastbound)			Crosswalk Usage (Peds By Approach)				TOTAL	
	Right	Thru	Left	Right	Thru	Left	Right	Thru	Left	Right	Thru	Left	North	East	South	West	Veh	Peds
4:00 PM	1	17	0	1	0	0	0	29	2	0	0	2	0	0	0	0	52	0
4:05 PM	6	27	1	0	0	0	1	27	2	0	0	0	0	5	0	1	64	6
4:10 PM	1	16	0	1	0	1	1	27	3	1	0	1	0	1	0	3	52	4
4:15 PM	0	19	1	0	1	0	1	34	2	1	0	0	0	0	0	1	59	1
4:20 PM	2	21	0	1	0	0	2	17	1	0	0	1	0	0	0	4	45	4
4:25 PM	2	3	0	1	0	0	1	28	4	1	0	0	0	1	1	4	40	6
4:30 PM	1	19	0	0	0	0	0	27	1	3	0	2	0	2	0	2	53	4
4:35 PM	2	28	0	1	0	0	0	22	0	0	0	1	0	3	0	2	54	5
4:40 PM	0	18	0	0	0	0	0	26	0	0	0	0	0	0	0	3	44	3
4:45 PM	6	25	0	1	0	0	0	25	3	0	0	2	0	4	0	2	62	6
4:50 PM	1	21	0	0	0	0	0	20	0	0	0	0	0	0	0	1	42	1
4:55 PM	1	21	1	0	0	0	0	36	6	1	0	2	0	0	1	5	68	6
5:00 PM	3	23	1	0	0	0	1	22	1	0	0	2	0	3	0	1	53	4
5:05 PM	3	21	0	1	0	0	0	51	1	0	0	2	0	1	0	3	79	4
5:10 PM	3	21	0	0	0	0	1	38	3	1	0	1	0	3	1	1	68	5
5:15 PM	3	25	1	0	0	0	0	49	0	3	0	3	1	0	1	4	84	6
5:20 PM	3	22	0	0	0	0	1	37	1	0	0	1	0	1	0	3	65	4
5:25 PM	1	12	0	0	0	0	0	25	1	0	0	0	0	1	0	5	39	6
5:30 PM	0	16	0	0	0	0	0	25	1	2	0	1	0	0	0	3	45	3
5:35 PM	1	25	0	0	0	0	0	34	0	0	0	0	0	1	0	3	60	4
5:40 PM	4	25	0	1	0	0	0	31	2	0	0	3	0	2	0	4	66	6
5:45 PM	1	8	0	0	0	0	0	23	1	1	0	1	0	2	1	2	35	5
5:50 PM	1	16	0	1	0	0	0	29	0	1	0	1	0	1	0	5	49	6
5:55 PM	3	25	1	0	0	0	0	22	1	0	0	1	1	0	0	3	53	4
HOURLY TOTALS	Southbound			Westbound			Northbound			Eastbound			Pedestrians By Approach				TOTAL	
4:00 PM	23	235	3	6	1	1	6	318	24	7	0	11	0	16	2	28	635	46
4:15 PM	24	240	3	5	1	0	6	346	22	7	0	13	0	17	3	29	667	49
4:30 PM	27	256	3	3	0	0	3	378	17	8	0	16	1	18	3	32	711	54
4:45 PM	29	257	3	3	0	0	3	393	19	7	0	17	1	16	3	35	731	55
5:00 PM	26	239	3	3	0	0	3	386	12	8	0	16	2	15	3	37	696	57

INTERSECTION: *Main St--W 24th St--*
 PROJECT ID#:
 QC JOB #: 10247043

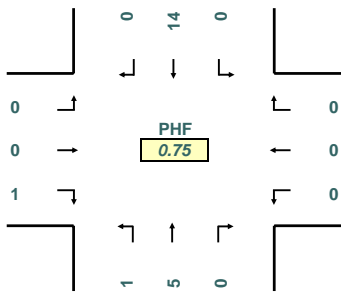
START TIME: 4:00 PM
 END TIME: 6:00 PM
 DATE: 4/10/2007



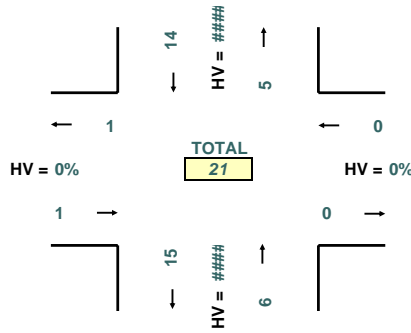
16285 SW 85th Avenue, Ste. 302
 Tigard, OR 97224
 Phone: 503-620-4242
 Fax: 503 620-4545

www.qualitycounts.net

PEAK HOUR TURNING MOVEMENTS



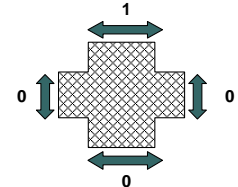
PEAK HOUR LINK VOLUMES



PEAK HOUR: 4:00 PM TO 5:00 PM

PEAK 15 MINUTES: 4:00 PM TO 4:15 PM

PEAK HOUR PED CROSSING VOLUMES



5-MINUTE COUNT PERIOD BEGINNING AT	Main St-- (Southbound)			W 24th St-- (Westbound)			Main St-- (Northbound)			W 24th St-- (Eastbound)			Crosswalk Usage (Peds By Approach)				TOTAL	
	Right	Thru	Left	Right	Thru	Left	Right	Thru	Left	Right	Thru	Left	North	East	South	West	Veh	Peds
4:00 PM	0	1	0	0	0	0	0	1	0	0	0	0	0	0	0	0	2	0
4:05 PM	0	1	0	0	0	0	0	0	0	0	0	0	0	0	0	0	1	0
4:10 PM	0	1	0	0	0	0	0	0	3	0	0	0	0	0	0	0	4	0
4:15 PM	0	1	0	0	0	0	0	0	0	0	0	0	0	0	0	0	1	0
4:20 PM	0	1	0	0	0	0	0	0	1	0	0	0	0	0	0	0	2	0
4:25 PM	0	1	0	0	0	0	0	0	0	0	0	0	0	0	0	0	1	0
4:30 PM	0	2	0	0	0	0	0	0	0	0	0	0	0	0	0	0	2	0
4:35 PM	0	1	0	0	0	0	0	0	0	0	0	0	0	0	0	0	1	0
4:40 PM	0	3	0	0	0	0	0	0	0	0	0	0	0	0	0	0	3	0
4:45 PM	0	0	0	0	0	0	0	0	0	1	1	0	0	1	0	0	2	1
4:50 PM	0	1	0	0	0	0	0	0	0	0	0	0	0	0	0	0	1	0
4:55 PM	0	1	0	0	0	0	0	0	0	0	0	0	0	0	0	0	1	0
5:00 PM	0	1	0	0	0	0	0	0	1	0	0	0	0	0	0	0	2	0
5:05 PM	0	0	0	0	0	0	0	0	0	0	0	0	0	0	0	0	0	0
5:10 PM	0	2	0	0	0	0	0	0	0	0	0	0	0	0	0	0	2	0
5:15 PM	0	1	0	0	0	0	0	0	0	0	0	0	0	0	0	0	1	0
5:20 PM	0	0	0	0	0	0	0	0	1	0	0	0	0	0	0	0	1	0
5:25 PM	0	2	0	0	0	0	0	0	0	0	0	0	0	0	0	0	2	0
5:30 PM	0	0	0	0	0	0	0	0	0	0	0	0	0	0	0	0	0	0
5:35 PM	0	1	0	0	0	0	0	0	0	0	0	0	0	0	0	0	1	0
5:40 PM	0	1	0	0	0	0	0	0	0	0	0	0	0	0	0	0	1	0
5:45 PM	0	1	0	0	0	0	0	0	0	0	0	0	0	0	0	0	1	0
5:50 PM	0	2	0	0	0	0	0	0	0	0	0	0	0	0	0	0	2	0
5:55 PM	0	2	0	0	0	0	0	0	0	0	0	0	0	0	0	0	2	0
HOURLY TOTALS	Southbound			Westbound			Northbound			Eastbound			Pedestrians By Approach				TOTAL	
	Right	Thru	Left	Right	Thru	Left	Right	Thru	Left	Right	Thru	Left	North	East	South	West	Veh	Peds
4:00 PM	0	14	0	0	0	0	0	5	1	1	0	0	1	0	0	0	21	1
4:15 PM	0	14	0	0	0	0	0	2	1	1	0	0	1	0	0	0	18	1
4:30 PM	0	14	0	0	0	0	0	2	1	1	0	0	1	0	0	0	18	1
4:45 PM	0	10	0	0	0	0	0	2	1	1	0	0	1	0	0	0	14	1
5:00 PM	0	13	0	0	0	0	0	2	0	0	0	0	0	0	0	0	15	0

INTERSECTION: *St. Johns Blvd--/Fort Vancouver Way--*
 PROJECT ID#:
 QC JOB #: 10247062

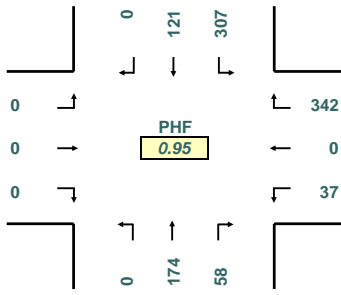
START TIME: 4:00 PM
 END TIME: 6:00 PM
 DATE: 4/10/2007



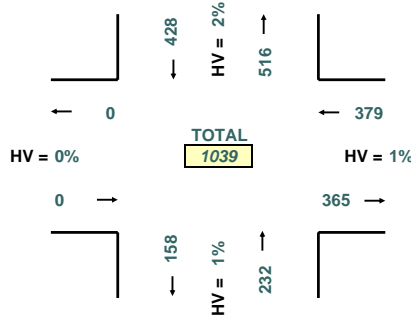
16285 SW 85th Avenue, Ste. 302
 Tigard, OR 97224
 Phone: 503-620-4242
 Fax: 503 620-4545

www.qualitycounts.net

PEAK HOUR TURNING MOVEMENTS



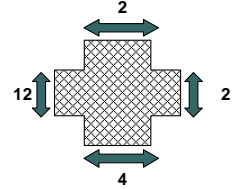
PEAK HOUR LINK VOLUMES



PEAK HOUR: 4:45 PM TO 5:45 PM

PEAK 15 MINUTES: 5:00 PM TO 5:15 PM

PEAK HOUR PED CROSSING VOLUMES



5-MINUTE COUNT PERIOD BEGINNING AT	St. Johns Blvd-- (Southbound)			Fort Vancouver Way-- (Westbound)			St. Johns Blvd-- (Northbound)			St. Johns Blvd-- (Eastbound)			Crosswalk Usage (Peds By Approach)				TOTAL	
	Right	Thru	Left	Right	Thru	Left	Right	Thru	Left	Right	Thru	Left	North	East	South	West	Veh	Peds
4:00 PM	0	11	33	29	0	3	6	13	0	0	0	0	0	1	0	0	95	1
4:05 PM	0	8	17	34	0	2	5	15	0	0	0	0	0	0	0	0	81	0
4:10 PM	0	12	21	22	0	2	2	19	0	0	0	0	0	0	0	0	78	0
4:15 PM	0	6	20	16	0	2	5	16	0	0	0	0	0	1	0	0	65	1
4:20 PM	0	12	19	23	0	3	7	16	0	0	0	0	0	0	1	0	80	1
4:25 PM	0	6	16	19	0	1	2	20	0	0	0	0	2	0	0	0	64	2
4:30 PM	0	5	19	23	0	4	2	19	0	0	0	0	0	1	0	0	72	1
4:35 PM	0	7	25	27	0	3	1	14	0	0	0	0	1	1	0	0	77	2
4:40 PM	0	6	21	21	0	3	7	17	0	0	0	0	0	0	0	0	75	0
4:45 PM	0	11	22	27	0	2	4	17	0	0	0	0	0	0	0	0	83	0
4:50 PM	0	10	30	28	0	1	5	15	0	0	0	0	0	0	1	0	89	1
4:55 PM	0	9	21	28	0	6	6	13	0	0	0	0	0	1	1	0	83	2
5:00 PM	0	13	19	28	0	2	3	11	0	0	0	0	0	0	0	0	76	0
5:05 PM	0	7	32	25	0	1	4	21	0	0	0	0	0	0	0	1	90	1
5:10 PM	0	18	34	34	0	1	8	12	0	0	0	0	1	1	1	0	107	2
5:15 PM	0	5	17	37	0	3	1	14	0	0	0	0	1	0	3	0	77	4
5:20 PM	0	12	31	27	0	4	7	16	0	0	0	0	1	0	1	2	97	4
5:25 PM	0	14	21	31	0	4	8	13	0	0	0	0	0	0	0	0	91	0
5:30 PM	0	9	29	25	0	4	5	11	0	0	0	0	0	0	2	0	83	2
5:35 PM	0	7	26	32	0	5	2	15	0	0	0	0	0	1	1	0	87	2
5:40 PM	0	6	25	20	0	4	5	16	0	0	0	0	1	0	0	1	76	2
5:45 PM	0	5	26	18	0	3	4	12	0	0	0	0	1	0	0	0	68	1
5:50 PM	0	4	31	23	0	1	7	6	0	0	0	0	1	0	0	2	72	3
5:55 PM	0	4	18	26	0	1	4	7	0	0	0	0	1	0	0	1	60	2
HOURLY TOTALS	Southbound			Westbound			Northbound			Eastbound			Pedestrians By Approach				TOTAL	
4:00 PM	0	103	264	297	0	32	52	194	0	0	0	0	2	2	4	3	942	11
4:15 PM	0	110	278	299	0	29	54	191	0	0	0	0	2	2	5	4	961	13
4:30 PM	0	117	292	336	0	34	56	182	0	0	0	0	1	3	5	8	1017	17
4:45 PM	0	121	307	342	0	37	58	174	0	0	0	0	2	2	4	12	1039	20
5:00 PM	0	104	309	326	0	33	58	154	0	0	0	0	5	2	3	13	984	23

INTERSECTION: *St. Johns Blvd--/Fort Vancouver Way--*
 PROJECT ID#:
 QC JOB #: 10247062

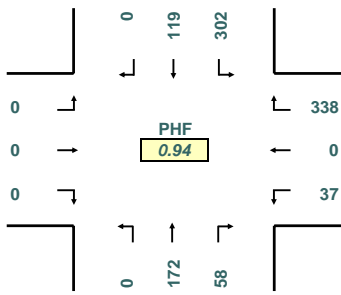
START TIME: 4:00 PM
 END TIME: 6:00 PM
 DATE: 4/10/2007



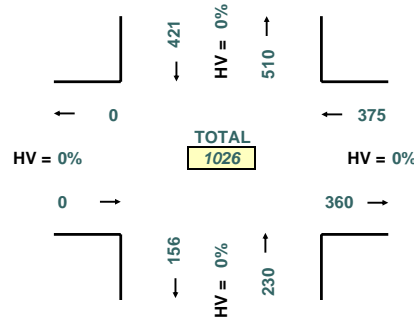
16285 SW 85th Avenue, Ste. 302
 Tigard, OR 97224
 Phone: 503-620-4242
 Fax: 503 620-4545

www.qualitycounts.net

PEAK HOUR TURNING MOVEMENTS



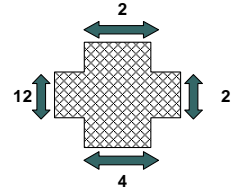
PEAK HOUR LINK VOLUMES



PEAK HOUR: 4:45 PM TO 5:45 PM

PEAK 15 MINUTES: 5:00 PM TO 5:15 PM

PEAK HOUR PED CROSSING VOLUMES



5-MINUTE COUNT PERIOD BEGINNING AT	St. Johns Blvd-- (Southbound)			Fort Vancouver Way-- (Westbound)			St. Johns Blvd-- (Northbound)			St. Johns Blvd-- (Eastbound)			Crosswalk Usage (Peds By Approach)				TOTAL	
	Right	Thru	Left	Right	Thru	Left	Right	Thru	Left	Right	Thru	Left	North	East	South	West	Veh	Peds
4:00 PM	0	11	33	27	0	3	6	11	0	0	0	0	0	1	0	0	91	1
4:05 PM	0	8	16	34	0	1	5	15	0	0	0	0	0	0	0	0	79	0
4:10 PM	0	12	21	22	0	2	2	19	0	0	0	0	0	0	0	0	78	0
4:15 PM	0	6	20	15	0	2	5	15	0	0	0	0	0	1	0	0	63	1
4:20 PM	0	12	19	22	0	3	7	16	0	0	0	0	0	0	1	0	79	1
4:25 PM	0	6	15	19	0	1	2	20	0	0	0	0	2	0	0	0	63	2
4:30 PM	0	5	19	23	0	4	2	19	0	0	0	0	0	1	0	0	72	1
4:35 PM	0	7	24	26	0	3	1	14	0	0	0	0	1	1	0	0	75	2
4:40 PM	0	6	21	21	0	3	7	17	0	0	0	0	0	0	0	0	75	0
4:45 PM	0	11	21	27	0	2	4	17	0	0	0	0	0	0	0	0	82	0
4:50 PM	0	9	30	27	0	1	5	15	0	0	0	0	0	0	1	0	87	1
4:55 PM	0	9	19	27	0	6	6	13	0	0	0	0	0	1	1	0	80	2
5:00 PM	0	13	19	28	0	2	3	11	0	0	0	0	0	0	0	0	76	0
5:05 PM	0	7	32	25	0	1	4	21	0	0	0	0	0	0	0	1	90	1
5:10 PM	0	18	34	34	0	1	8	12	0	0	0	0	1	1	1	0	107	2
5:15 PM	0	4	17	35	0	3	1	14	0	0	0	0	1	0	3	0	74	4
5:20 PM	0	12	31	27	0	4	7	15	0	0	0	0	1	0	1	2	96	4
5:25 PM	0	14	20	31	0	4	8	13	0	0	0	0	0	0	0	0	90	0
5:30 PM	0	9	28	25	0	4	5	11	0	0	0	0	0	0	2	0	82	2
5:35 PM	0	7	26	32	0	5	2	14	0	0	0	0	0	1	1	0	86	2
5:40 PM	0	6	25	20	0	4	5	16	0	0	0	0	1	0	0	1	76	2
5:45 PM	0	5	26	18	0	3	4	11	0	0	0	0	1	0	0	0	67	1
5:50 PM	0	4	30	22	0	1	7	6	0	0	0	0	1	0	0	2	70	3
5:55 PM	0	4	18	26	0	1	4	7	0	0	0	0	1	0	1	0	60	2
HOURLY TOTALS	Southbound			Westbound			Northbound			Eastbound			Pedestrians By Approach				TOTAL	
4:00 PM	0	102	258	290	0	31	52	191	0	0	0	0	2	2	4	3	924	11
4:15 PM	0	109	273	294	0	29	54	190	0	0	0	0	2	2	5	4	949	13
4:30 PM	0	115	287	331	0	34	56	181	0	0	0	0	1	3	5	8	1004	17
4:45 PM	0	119	302	338	0	37	58	172	0	0	0	0	2	2	4	12	1026	20
5:00 PM	0	103	306	323	0	33	58	151	0	0	0	0	5	2	3	13	974	23

INTERSECTION: *St. Johns Blvd--/Fort Vancouver Way--*
 PROJECT ID#:
 QC JOB #: 10247062

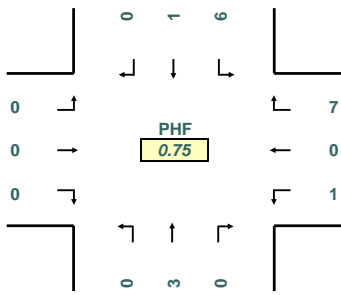
START TIME: 4:00 PM
 END TIME: 6:00 PM
 DATE: 4/10/2007



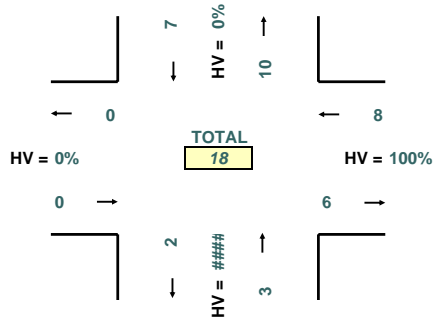
16285 SW 85th Avenue, Ste. 302
 Tigard, OR 97224
 Phone: 503-620-4242
 Fax: 503 620-4545

www.qualitycounts.net

PEAK HOUR TURNING MOVEMENTS



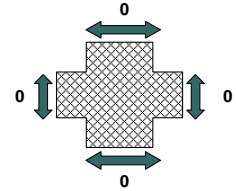
PEAK HOUR LINK VOLUMES



PEAK HOUR: 4:00 PM TO 5:00 PM

PEAK 15 MINUTES: 4:45 PM TO 5:00 PM

PEAK HOUR PED CROSSING VOLUMES



5-MINUTE COUNT PERIOD BEGINNING AT	St. Johns Blvd-- (Southbound)			Fort Vancouver Way-- (Westbound)			St. Johns Blvd-- (Northbound)			St. Johns Blvd-- (Eastbound)			Crosswalk Usage (Peds By Approach)				TOTAL	
	Right	Thru	Left	Right	Thru	Left	Right	Thru	Left	Right	Thru	Left	North	East	South	West	Veh	Peds
4:00 PM	0	0	0	2	0	0	0	2	0	0	0	0	0	0	0	0	4	0
4:05 PM	0	0	1	0	0	1	0	0	0	0	0	0	0	0	0	0	2	0
4:10 PM	0	0	0	0	0	0	0	0	0	0	0	0	0	0	0	0	0	0
4:15 PM	0	0	0	1	0	0	0	1	0	0	0	0	0	0	0	0	2	0
4:20 PM	0	0	0	1	0	0	0	0	0	0	0	0	0	0	0	0	1	0
4:25 PM	0	0	1	0	0	0	0	0	0	0	0	0	0	0	0	0	1	0
4:30 PM	0	0	0	0	0	0	0	0	0	0	0	0	0	0	0	0	0	0
4:35 PM	0	0	1	1	0	0	0	0	0	0	0	0	0	0	0	0	2	0
4:40 PM	0	0	0	0	0	0	0	0	0	0	0	0	0	0	0	0	0	0
4:45 PM	0	0	1	0	0	0	0	0	0	0	0	0	0	0	0	0	1	0
4:50 PM	0	1	0	1	0	0	0	0	0	0	0	0	0	0	0	0	2	0
4:55 PM	0	0	2	1	0	0	0	0	0	0	0	0	0	0	0	0	3	0
5:00 PM	0	0	0	0	0	0	0	0	0	0	0	0	0	0	0	0	0	0
5:05 PM	0	0	0	0	0	0	0	0	0	0	0	0	0	0	0	0	0	0
5:10 PM	0	0	0	0	0	0	0	0	0	0	0	0	0	0	0	0	0	0
5:15 PM	0	1	0	2	0	0	0	0	0	0	0	0	0	0	0	0	3	0
5:20 PM	0	0	0	0	0	0	0	1	0	0	0	0	0	0	0	0	1	0
5:25 PM	0	0	1	0	0	0	0	0	0	0	0	0	0	0	0	0	1	0
5:30 PM	0	0	1	0	0	0	0	0	0	0	0	0	0	0	0	0	1	0
5:35 PM	0	0	0	0	0	0	0	1	0	0	0	0	0	0	0	0	1	0
5:40 PM	0	0	0	0	0	0	0	0	0	0	0	0	0	0	0	0	0	0
5:45 PM	0	0	0	0	0	0	0	1	0	0	0	0	0	0	0	0	1	0
5:50 PM	0	0	1	1	0	0	0	0	0	0	0	0	0	0	0	0	2	0
5:55 PM	0	0	0	0	0	0	0	0	0	0	0	0	0	0	0	0	0	0
HOURLY TOTALS	Southbound			Westbound			Northbound			Eastbound			Pedestrians By Approach				TOTAL	
	Right	Thru	Left	Right	Thru	Left	Right	Thru	Left	Right	Thru	Left	North	East	South	West	Veh	Peds
4:00 PM	0	1	6	7	0	1	0	3	0	0	0	0	0	0	0	0	18	0
4:15 PM	0	1	5	5	0	0	0	1	0	0	0	0	0	0	0	0	12	0
4:30 PM	0	2	5	5	0	0	0	1	0	0	0	0	0	0	0	0	13	0
4:45 PM	0	2	5	4	0	0	0	2	0	0	0	0	0	0	0	0	13	0
5:00 PM	0	1	3	3	0	0	0	3	0	0	0	0	0	0	0	0	10	0

INTERSECTION: *F St--/E 33rd St--*
 PROJECT ID#:
 QC JOB #: 10247051

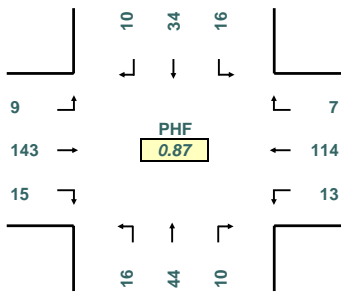
START TIME: 4:00 PM
 END TIME: 6:00 PM
 DATE: 4/10/2007



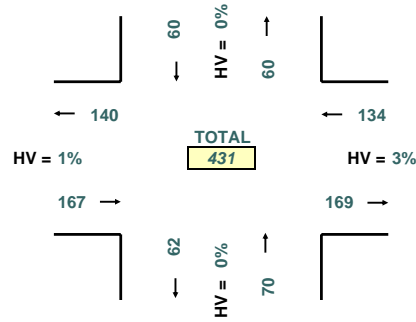
16285 SW 85th Avenue, Ste. 320
 Tigard, OR 97224
 Phone: 503-620-4242
 Fax: 503 620-4545

www.qualitycounts.net

PEAK HOUR TURNING MOVEMENTS



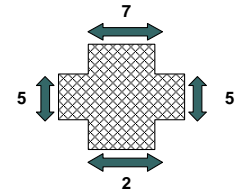
PEAK HOUR LINK VOLUMES



PEAK HOUR: 4:45 PM TO 5:45 PM

PEAK 15 MINUTES: 4:00 PM TO 4:15 PM

PEAK HOUR PED CROSSING VOLUMES



5-MINUTE COUNT PERIOD BEGINNING AT	F St-- (Southbound)			E 33rd St-- (Westbound)			F St-- (Northbound)			E 33rd St-- (Eastbound)			Crosswalk Usage (Peds By Approach)				TOTAL	
	Right	Thru	Left	Right	Thru	Left	Right	Thru	Left	Right	Thru	Left	North	East	South	West	Veh	Peds
4:00 PM	2	3	1	2	12	2	0	4	3	4	6	1	0	2	0	0	40	2
4:05 PM	0	7	1	1	12	2	2	3	5	5	12	0	0	0	0	0	50	0
4:10 PM	0	2	0	1	4	0	6	18	7	0	13	0	1	0	1	2	51	4
4:15 PM	3	3	3	1	7	1	1	6	2	2	16	0	0	0	0	0	45	0
4:20 PM	0	3	2	1	11	0	0	1	5	0	12	0	2	0	0	0	35	2
4:25 PM	0	2	2	0	9	1	0	4	2	0	5	0	1	0	1	3	25	5
4:30 PM	0	2	1	1	8	0	0	2	2	1	6	2	0	1	1	0	25	2
4:35 PM	1	1	1	0	10	0	0	2	0	2	12	0	3	0	0	0	29	3
4:40 PM	1	1	1	1	3	0	0	1	1	0	9	0	1	1	0	0	18	2
4:45 PM	0	1	2	0	9	0	0	2	1	0	15	0	1	1	1	2	30	5
4:50 PM	0	2	2	1	10	1	1	3	1	2	12	2	0	0	0	0	37	0
4:55 PM	0	3	1	1	12	0	0	3	2	2	10	0	0	0	1	0	34	1
5:00 PM	2	5	0	1	14	1	2	3	1	3	11	2	3	0	0	2	45	5
5:05 PM	2	3	3	0	4	0	0	5	1	1	22	1	0	0	0	0	42	0
5:10 PM	0	3	1	0	10	1	0	4	1	5	11	1	1	2	0	0	37	3
5:15 PM	2	2	0	1	9	1	1	2	3	0	15	0	0	0	0	0	36	0
5:20 PM	1	3	2	0	9	3	1	2	1	0	13	1	0	0	0	0	36	0
5:25 PM	1	4	0	1	7	1	2	3	2	0	14	1	0	1	0	0	36	1
5:30 PM	1	5	1	1	9	2	1	7	1	2	6	0	0	0	0	0	36	0
5:35 PM	1	1	2	1	8	3	1	7	2	0	5	0	0	1	0	0	31	1
5:40 PM	0	2	2	0	13	0	1	3	0	0	9	1	2	0	0	1	31	3
5:45 PM	2	2	3	0	14	0	0	1	2	1	13	0	1	0	0	1	38	2
5:50 PM	2	1	3	2	9	0	1	2	0	2	9	1	0	0	0	0	32	0
5:55 PM	1	4	2	1	9	0	1	0	0	2	8	0	0	0	0	0	28	0
HOURLY TOTALS	Southbound			Westbound			Northbound			Eastbound			Pedestrians By Approach				TOTAL	
4:00 PM	7	30	17	10	107	7	10	49	31	18	128	5	9	5	5	7	419	26
4:15 PM	9	29	19	7	107	5	4	36	19	18	141	8	12	5	4	7	402	28
4:30 PM	10	30	14	7	105	8	7	32	16	16	150	10	9	6	3	4	405	22
4:45 PM	10	34	16	7	114	13	10	44	16	15	143	9	7	5	2	5	431	19
5:00 PM	15	35	19	8	115	12	11	39	14	16	136	8	7	4	0	4	428	15

INTERSECTION: *F St--/E 33rd St--*
 PROJECT ID#:
 QC JOB #: 10247051

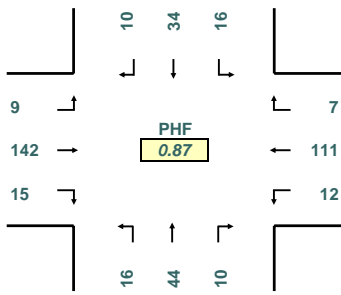
START TIME: 4:00 PM
 END TIME: 6:00 PM
 DATE: 4/10/2007



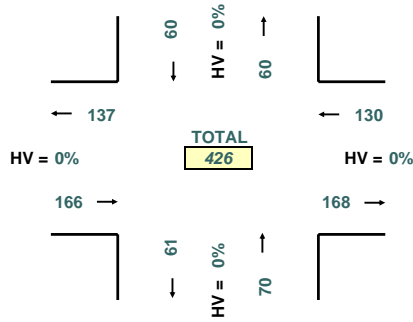
16285 SW 85th Avenue, Ste. 302
 Tigard, OR 97224
 Phone: 503-620-4242
 Fax: 503 620-4545

www.qualitycounts.net

PEAK HOUR TURNING MOVEMENTS



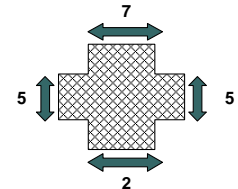
PEAK HOUR LINK VOLUMES



PEAK HOUR: 4:45 PM TO 5:45 PM

PEAK 15 MINUTES: 4:00 PM TO 4:15 PM

PEAK HOUR PED CROSSING VOLUMES



5-MINUTE COUNT PERIOD BEGINNING AT	F St-- (Southbound)			E 33rd St-- (Westbound)			F St-- (Northbound)			E 33rd St-- (Eastbound)			Crosswalk Usage (Peds By Approach)				TOTAL	
	Right	Thru	Left	Right	Thru	Left	Right	Thru	Left	Right	Thru	Left	North	East	South	West	Veh	Peds
4:00 PM	2	3	1	2	10	2	0	4	3	4	6	1	0	2	0	0	38	2
4:05 PM	0	7	1	1	11	2	2	3	5	5	12	0	0	0	0	0	49	0
4:10 PM	0	2	0	1	3	0	6	17	7	0	13	0	1	0	1	2	49	4
4:15 PM	3	3	3	1	7	1	1	6	2	2	14	0	0	0	0	0	43	0
4:20 PM	0	3	2	1	11	0	0	1	5	0	12	0	2	0	0	0	35	2
4:25 PM	0	2	2	0	9	1	0	4	2	0	5	0	1	0	1	3	25	5
4:30 PM	0	2	1	1	8	0	0	2	2	1	5	2	0	1	1	0	24	2
4:35 PM	1	1	1	0	9	0	0	2	0	2	12	0	3	0	0	0	28	3
4:40 PM	1	1	1	1	3	0	0	1	1	0	9	0	1	1	0	0	18	2
4:45 PM	0	1	2	0	8	0	0	2	1	0	15	0	1	1	1	2	29	5
4:50 PM	0	2	2	1	10	1	1	3	1	2	12	2	0	0	0	0	37	0
4:55 PM	0	3	1	1	12	0	0	3	2	2	10	0	0	0	1	0	34	1
5:00 PM	2	5	0	1	14	1	2	3	1	3	11	2	3	0	0	2	45	5
5:05 PM	2	3	3	0	4	0	0	5	1	1	22	1	0	0	0	0	42	0
5:10 PM	0	3	1	0	10	0	0	4	1	5	10	1	1	2	0	0	35	3
5:15 PM	2	2	0	1	9	1	1	2	3	0	15	0	0	0	0	0	36	0
5:20 PM	1	3	2	0	8	3	1	2	1	0	13	1	0	0	0	0	35	0
5:25 PM	1	4	0	1	7	1	2	3	2	0	14	1	0	1	0	0	36	1
5:30 PM	1	5	1	1	9	2	1	7	1	2	6	0	0	0	0	0	36	0
5:35 PM	1	1	2	1	7	3	1	7	2	0	5	0	0	1	0	0	30	1
5:40 PM	0	2	2	0	13	0	1	3	0	0	9	1	2	0	0	1	31	3
5:45 PM	2	2	3	0	14	0	0	1	2	1	13	0	1	0	0	1	38	2
5:50 PM	2	1	3	2	8	0	1	2	0	2	8	1	0	0	0	0	30	0
5:55 PM	1	4	2	1	9	0	1	0	0	2	8	0	0	0	0	0	28	0
HOURLY TOTALS	Southbound			Westbound			Northbound			Eastbound			Pedestrians By Approach				TOTAL	
4:00 PM	7	30	17	10	101	7	10	48	31	18	125	5	9	5	5	7	409	26
4:15 PM	9	29	19	7	105	4	4	36	19	18	137	8	12	5	4	7	395	28
4:30 PM	10	30	14	7	102	7	7	32	16	16	148	10	9	6	3	4	399	22
4:45 PM	10	34	16	7	111	12	10	44	16	15	142	9	7	5	2	5	426	19
5:00 PM	15	35	19	8	112	11	11	39	14	16	134	8	7	4	0	4	422	15

INTERSECTION: *F St--E 33rd St--*
 PROJECT ID#:
 QC JOB #: 10247051

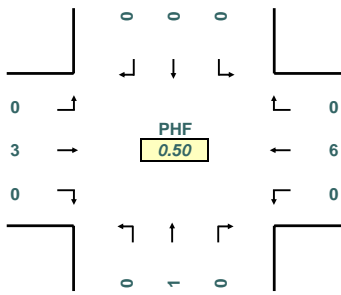
START TIME: 4:00 PM
 END TIME: 6:00 PM
 DATE: 4/10/2007



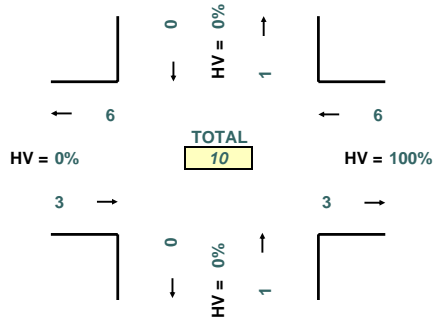
16285 SW 85th Avenue, Ste. 302
 Tigard, OR 97224
 Phone: 503-620-4242
 Fax: 503 620-4545

www.qualitycounts.net

PEAK HOUR TURNING MOVEMENTS



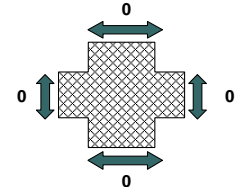
PEAK HOUR LINK VOLUMES



PEAK HOUR: 4:00 PM TO 5:00 PM

PEAK 15 MINUTES: 4:00 PM TO 4:15 PM

PEAK HOUR PED CROSSING VOLUMES



5-MINUTE COUNT PERIOD BEGINNING AT	F St-- (Southbound)			E 33rd St-- (Westbound)			F St-- (Northbound)			E 33rd St-- (Eastbound)			Crosswalk Usage (Peds By Approach)				TOTAL	
	Right	Thru	Left	Right	Thru	Left	Right	Thru	Left	Right	Thru	Left	North	East	South	West	Veh	Peds
4:00 PM	0	0	0	0	2	0	0	0	0	0	0	0	0	0	0	0	2	0
4:05 PM	0	0	0	0	1	0	0	0	0	0	0	0	0	0	0	0	1	0
4:10 PM	0	0	0	0	1	0	0	0	1	0	0	0	0	0	0	0	2	0
4:15 PM	0	0	0	0	0	0	0	0	0	0	0	0	0	0	0	0	2	0
4:20 PM	0	0	0	0	0	0	0	0	0	0	0	0	0	0	0	0	0	0
4:25 PM	0	0	0	0	0	0	0	0	0	0	0	0	0	0	0	0	0	0
4:30 PM	0	0	0	0	0	0	0	0	0	0	0	0	0	0	0	0	1	0
4:35 PM	0	0	0	0	1	0	0	0	0	0	0	0	0	0	0	0	1	0
4:40 PM	0	0	0	0	0	0	0	0	0	0	0	0	0	0	0	0	0	0
4:45 PM	0	0	0	0	1	0	0	0	0	0	0	0	0	0	0	0	1	0
4:50 PM	0	0	0	0	0	0	0	0	0	0	0	0	0	0	0	0	0	0
4:55 PM	0	0	0	0	0	0	0	0	0	0	0	0	0	0	0	0	0	0
5:00 PM	0	0	0	0	0	0	0	0	0	0	0	0	0	0	0	0	0	0
5:05 PM	0	0	0	0	0	0	0	0	0	0	0	0	0	0	0	0	0	0
5:10 PM	0	0	0	0	0	1	0	0	0	0	0	0	0	0	0	0	2	0
5:15 PM	0	0	0	0	0	0	0	0	0	0	0	0	0	0	0	0	0	0
5:20 PM	0	0	0	0	1	0	0	0	0	0	0	0	0	0	0	0	1	0
5:25 PM	0	0	0	0	0	0	0	0	0	0	0	0	0	0	0	0	0	0
5:30 PM	0	0	0	0	0	0	0	0	0	0	0	0	0	0	0	0	0	0
5:35 PM	0	0	0	0	1	0	0	0	0	0	0	0	0	0	0	0	1	0
5:40 PM	0	0	0	0	0	0	0	0	0	0	0	0	0	0	0	0	0	0
5:45 PM	0	0	0	0	0	0	0	0	0	0	0	0	0	0	0	0	0	0
5:50 PM	0	0	0	0	1	0	0	0	0	0	0	0	0	0	0	0	2	0
5:55 PM	0	0	0	0	0	0	0	0	0	0	0	0	0	0	0	0	0	0
HOURLY TOTALS	Southbound			Westbound			Northbound			Eastbound			Pedestrians By Approach				TOTAL	
	Right	Thru	Left	Right	Thru	Left	Right	Thru	Left	Right	Thru	Left	North	East	South	West	Veh	Peds
4:00 PM	0	0	0	0	6	0	0	1	0	0	3	0	0	0	0	0	10	0
4:15 PM	0	0	0	0	2	1	0	0	0	0	4	0	0	0	0	0	7	0
4:30 PM	0	0	0	0	3	1	0	0	0	0	2	0	0	0	0	0	6	0
4:45 PM	0	0	0	0	3	1	0	0	0	0	1	0	0	0	0	0	5	0
5:00 PM	0	0	0	0	3	1	0	0	0	0	2	0	0	0	0	0	6	0

INTERSECTION: *P St--/E 33rd St--*
 PROJECT ID#:
 QC JOB #: 10247063

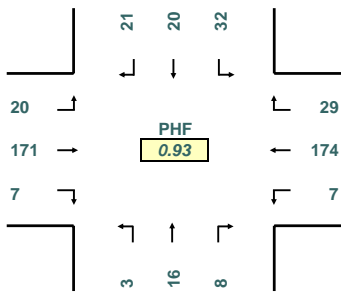
START TIME: 4:00 PM
 END TIME: 6:00 PM
 DATE: 4/10/2007



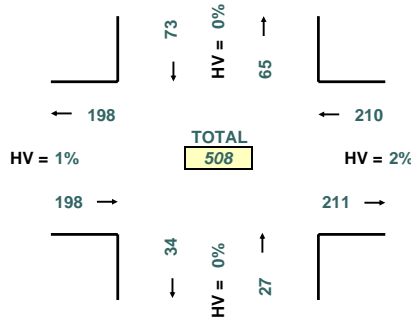
16285 SW 85th Avenue, Ste. 302
 Tigard, OR 97224
 Phone: 503-620-4242
 Fax: 503 620-4545

www.qualitycounts.net

PEAK HOUR TURNING MOVEMENTS



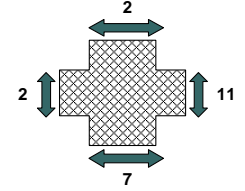
PEAK HOUR LINK VOLUMES



PEAK HOUR: 4:45 PM TO 5:45 PM

PEAK 15 MINUTES: 4:00 PM TO 4:15 PM

PEAK HOUR PED CROSSING VOLUMES



5-MINUTE COUNT PERIOD BEGINNING AT	<i>P St--</i> (Southbound)			<i>E 33rd St--</i> (Westbound)			<i>P St--</i> (Northbound)			<i>E 33rd St--</i> (Eastbound)			Crosswalk Usage (Peds By Approach)				TOTAL		
	Right	Thru	Left	Right	Thru	Left	Right	Thru	Left	Right	Thru	Left	North	East	South	West	Veh	Peds	
4:00 PM	2	1	3	6	16	0	0	1	0	0	0	12	1	0	1	0	0	42	1
4:05 PM	3	1	3	2	15	0	1	0	0	0	18	0	2	0	0	0	43	2	
4:10 PM	0	1	3	4	12	1	2	0	0	1	25	3	0	0	0	0	52	0	
4:15 PM	3	1	2	2	9	2	0	0	0	0	25	5	0	0	0	1	49	1	
4:20 PM	0	2	5	3	12	0	0	1	0	0	15	1	0	0	0	0	39	0	
4:25 PM	3	1	1	3	10	0	0	1	0	0	9	4	0	0	0	0	32	0	
4:30 PM	0	6	2	2	12	0	0	0	0	0	12	0	0	0	0	1	34	1	
4:35 PM	2	1	3	4	8	1	0	0	1	0	13	2	0	0	1	1	35	2	
4:40 PM	0	1	3	0	6	0	2	2	1	0	10	2	1	0	2	0	27	3	
4:45 PM	1	0	1	5	17	0	1	3	0	1	18	2	0	2	0	0	49	2	
4:50 PM	2	2	0	1	12	0	0	0	1	1	14	2	0	1	0	1	35	2	
4:55 PM	3	2	2	2	16	1	1	0	0	0	10	2	0	2	0	0	39	2	
5:00 PM	1	0	6	0	17	0	1	1	1	1	14	1	0	0	0	0	43	0	
5:05 PM	1	0	1	1	10	0	1	0	0	1	19	3	0	0	1	0	37	1	
5:10 PM	2	2	3	4	17	0	1	2	0	0	24	1	0	1	0	0	56	1	
5:15 PM	3	0	2	2	16	2	0	3	1	0	10	2	2	3	2	0	41	7	
5:20 PM	1	3	3	2	18	1	1	1	0	2	11	2	0	0	1	0	45	1	
5:25 PM	1	4	2	3	10	1	0	2	0	0	22	3	0	0	2	0	48	2	
5:30 PM	1	2	6	2	11	0	0	1	0	0	10	0	0	0	0	0	33	0	
5:35 PM	1	4	5	3	18	1	0	1	0	1	10	1	0	2	0	1	45	3	
5:40 PM	4	1	1	4	12	1	2	2	0	0	9	1	0	0	1	0	37	1	
5:45 PM	0	0	2	1	18	0	2	3	0	0	18	1	0	0	0	0	45	0	
5:50 PM	1	2	3	5	11	0	1	0	0	0	18	3	0	3	0	0	44	3	
5:55 PM	1	1	5	4	11	0	0	0	0	0	9	2	0	0	1	1	33	2	
HOURLY TOTALS	Southbound			Westbound			Northbound			Eastbound			Pedestrians By Approach				TOTAL		
4:00 PM	19	19	28	34	145	5	7	8	3	3	181	24	3	6	3	4	476	16	
4:15 PM	18	18	29	27	146	4	7	10	4	4	183	25	1	6	4	4	475	15	
4:30 PM	17	21	28	26	159	6	8	14	5	6	177	22	3	9	9	3	489	24	
4:45 PM	21	20	32	29	174	7	8	16	3	7	171	20	2	11	7	2	508	22	
5:00 PM	17	19	39	31	169	6	9	16	2	5	174	20	2	9	8	2	507	21	

INTERSECTION: *P St--/E 33rd St--*
 PROJECT ID#:
 QC JOB #: 10247063

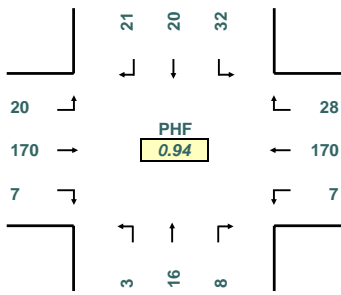
START TIME: 4:00 PM
 END TIME: 6:00 PM
 DATE: 4/10/2007



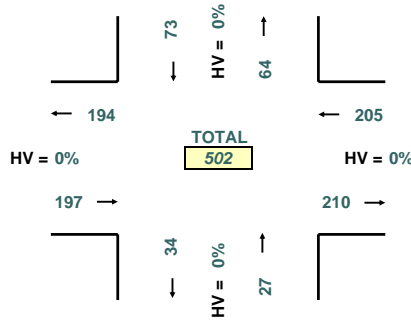
16285 SW 85th Avenue, Ste. 302
 Tigard, OR 97224
 Phone: 503-620-4242
 Fax: 503 620-4545

www.qualitycounts.net

PEAK HOUR TURNING MOVEMENTS



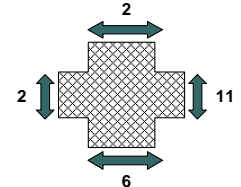
PEAK HOUR LINK VOLUMES



PEAK HOUR: 4:45 PM TO 5:45 PM

PEAK 15 MINUTES: 5:00 PM TO 5:15 PM

PEAK HOUR PED CROSSING VOLUMES



5-MINUTE COUNT PERIOD BEGINNING AT	<i>P St--</i> (Southbound)			<i>E 33rd St--</i> (Westbound)			<i>P St--</i> (Northbound)			<i>E 33rd St--</i> (Eastbound)			Crosswalk Usage (Peds By Approach)				TOTAL	
	Right	Thru	Left	Right	Thru	Left	Right	Thru	Left	Right	Thru	Left	North	East	South	West	Veh	Peds
4:00 PM	2	1	3	6	14	0	0	0	0	12	1	0	1	0	0	0	39	1
4:05 PM	3	1	3	2	15	0	1	0	0	17	0	0	2	0	0	0	42	2
4:10 PM	0	1	3	4	11	1	2	0	0	25	3	0	0	0	0	0	51	0
4:15 PM	3	1	2	2	9	2	0	0	0	20	4	0	0	0	1	0	43	1
4:20 PM	0	2	5	3	11	0	0	1	0	15	1	0	0	0	0	0	38	0
4:25 PM	3	1	1	3	10	0	0	1	0	9	4	0	0	0	0	0	32	0
4:30 PM	0	6	2	2	12	0	0	0	0	11	0	0	0	0	1	0	33	1
4:35 PM	2	1	3	4	7	1	0	0	1	12	2	0	0	1	1	0	33	2
4:40 PM	0	1	3	0	5	0	2	2	1	10	2	1	0	2	0	0	26	3
4:45 PM	1	0	1	5	16	0	1	3	0	18	2	0	2	0	0	0	48	2
4:50 PM	2	2	0	1	12	0	0	0	1	14	2	0	1	0	1	0	35	2
4:55 PM	3	2	2	2	16	1	1	0	0	10	2	0	2	0	0	0	39	2
5:00 PM	1	0	6	0	17	0	1	1	1	14	1	0	0	0	0	0	43	0
5:05 PM	1	0	1	1	10	0	1	0	0	19	3	0	0	0	0	0	37	0
5:10 PM	2	2	3	4	16	0	1	2	0	23	1	0	1	0	0	0	54	1
5:15 PM	3	0	2	2	16	2	0	3	1	10	2	2	3	2	0	0	41	7
5:20 PM	1	3	3	2	17	1	1	1	0	11	2	0	0	1	0	0	44	1
5:25 PM	1	4	2	3	10	1	0	2	0	22	3	0	0	2	0	0	48	2
5:30 PM	1	2	6	2	10	0	0	1	0	10	0	0	0	0	0	0	32	0
5:35 PM	1	4	5	3	18	1	0	1	0	10	1	0	2	0	1	0	45	3
5:40 PM	4	1	1	3	12	1	2	2	0	9	1	0	0	1	0	0	36	1
5:45 PM	0	0	2	1	18	0	2	3	0	17	1	0	0	0	0	0	44	0
5:50 PM	1	2	3	5	10	0	1	0	0	18	3	0	3	0	0	0	43	3
5:55 PM	1	1	4	4	11	0	0	0	0	9	2	0	0	1	1	0	32	2
HOURLY TOTALS	Southbound			Westbound			Northbound			Eastbound			Pedestrians By Approach				TOTAL	
4:00 PM	19	19	28	34	138	5	7	7	3	3	173	23	3	6	3	4	459	16
4:15 PM	18	18	29	27	141	4	7	10	4	4	175	24	1	6	3	4	461	14
4:30 PM	17	21	28	26	154	6	8	14	5	6	174	22	3	9	8	3	481	23
4:45 PM	21	20	32	28	170	7	8	16	3	7	170	20	2	11	6	2	502	21
5:00 PM	17	19	38	30	165	6	9	16	2	5	172	20	2	9	7	2	499	20

INTERSECTION: *P St--/E 33rd St--*
 PROJECT ID#:
 QC JOB #: 10247063

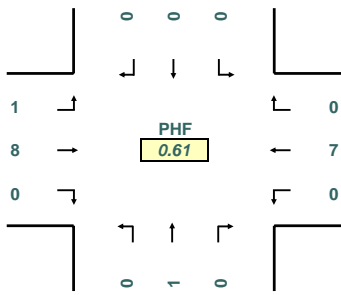
START TIME: 4:00 PM
 END TIME: 6:00 PM
 DATE: 4/10/2007



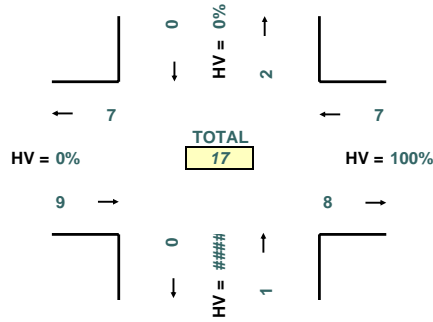
16285 SW 85th Avenue, Ste. 302
 Tigard, OR 97224
 Phone: 503-620-4242
 Fax: 503 620-4545

www.qualitycounts.net

PEAK HOUR TURNING MOVEMENTS



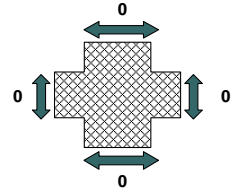
PEAK HOUR LINK VOLUMES



PEAK HOUR: 4:00 PM TO 5:00 PM

PEAK 15 MINUTES: 4:15 PM TO 4:30 PM

PEAK HOUR PED CROSSING VOLUMES



5-MINUTE COUNT PERIOD BEGINNING AT	<i>P St--</i> (Southbound)			<i>E 33rd St--</i> (Westbound)			<i>P St--</i> (Northbound)			<i>E 33rd St--</i> (Eastbound)			Crosswalk Usage (Peds By Approach)				TOTAL	
	Right	Thru	Left	Right	Thru	Left	Right	Thru	Left	Right	Thru	Left	North	East	South	West	Veh	Peds
4:00 PM	0	0	0	0	2	0	0	1	0	0	0	0	0	0	0	0	3	0
4:05 PM	0	0	0	0	0	0	0	0	0	0	0	0	0	0	0	0	1	0
4:10 PM	0	0	0	0	1	0	0	0	0	0	0	0	0	0	0	0	1	0
4:15 PM	0	0	0	0	0	0	0	0	0	0	5	1	0	0	0	0	6	0
4:20 PM	0	0	0	0	1	0	0	0	0	0	0	0	0	0	0	0	1	0
4:25 PM	0	0	0	0	0	0	0	0	0	0	0	0	0	0	0	0	0	0
4:30 PM	0	0	0	0	0	0	0	0	0	0	1	0	0	0	0	0	1	0
4:35 PM	0	0	0	0	1	0	0	0	0	0	1	0	0	0	0	0	2	0
4:40 PM	0	0	0	0	1	0	0	0	0	0	0	0	0	0	0	0	1	0
4:45 PM	0	0	0	0	1	0	0	0	0	0	0	0	0	0	0	0	1	0
4:50 PM	0	0	0	0	0	0	0	0	0	0	0	0	0	0	0	0	0	0
4:55 PM	0	0	0	0	0	0	0	0	0	0	0	0	0	0	0	0	0	0
5:00 PM	0	0	0	0	0	0	0	0	0	0	0	0	0	0	0	0	0	0
5:05 PM	0	0	0	0	0	0	0	0	0	0	0	0	0	0	1	0	0	1
5:10 PM	0	0	0	0	1	0	0	0	0	0	1	0	0	0	0	0	2	0
5:15 PM	0	0	0	0	0	0	0	0	0	0	0	0	0	0	0	0	0	0
5:20 PM	0	0	0	0	1	0	0	0	0	0	0	0	0	0	0	0	1	0
5:25 PM	0	0	0	0	0	0	0	0	0	0	0	0	0	0	0	0	0	0
5:30 PM	0	0	0	0	1	0	0	0	0	0	0	0	0	0	0	0	1	0
5:35 PM	0	0	0	0	0	0	0	0	0	0	0	0	0	0	0	0	0	0
5:40 PM	0	0	0	1	0	0	0	0	0	0	0	0	0	0	0	0	1	0
5:45 PM	0	0	0	0	0	0	0	0	0	0	1	0	0	0	0	0	1	0
5:50 PM	0	0	0	0	1	0	0	0	0	0	0	0	0	0	0	0	1	0
5:55 PM	0	0	1	0	0	0	0	0	0	0	0	0	0	0	0	0	1	0
HOURLY TOTALS	Southbound			Westbound			Northbound			Eastbound			Pedestrians By Approach				TOTAL	
	Right	Thru	Left	Right	Thru	Left	Right	Thru	Left	Right	Thru	Left	North	East	South	West	Veh	Peds
4:00 PM	0	0	0	0	7	0	0	1	0	0	8	1	0	0	0	0	17	0
4:15 PM	0	0	0	0	5	0	0	0	0	0	8	1	0	0	1	0	14	1
4:30 PM	0	0	0	0	5	0	0	0	0	0	3	0	0	0	1	0	8	1
4:45 PM	0	0	0	1	4	0	0	0	0	0	1	0	0	0	1	0	6	1
5:00 PM	0	0	1	1	4	0	0	0	0	0	2	0	0	0	1	0	8	1

INTERSECTION: *St Johns Blvd--/SR-500--*
 PROJECT ID#:
 QC JOB #: 10247064

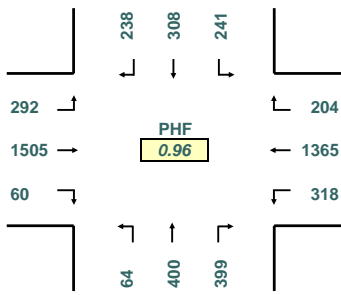
START TIME: 4:00 PM
 END TIME: 6:00 PM
 DATE: 4/10/2007



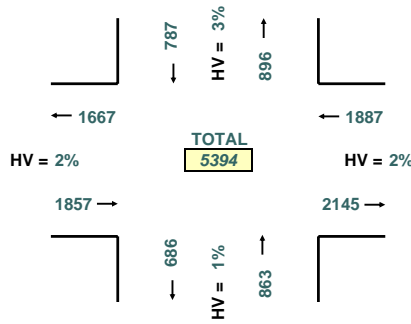
16285 SW 85th Avenue, Ste. 302
 Tigard, OR 97224
 Phone: 503-620-4242
 Fax: 503 620-4545

www.qualitycounts.net

PEAK HOUR TURNING MOVEMENTS



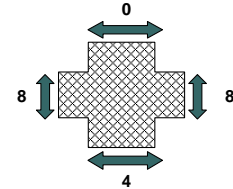
PEAK HOUR LINK VOLUMES



PEAK HOUR: 4:30 PM TO 5:30 PM

PEAK 15 MINUTES: 5:00 PM TO 5:15 PM

PEAK HOUR PED CROSSING VOLUMES



5-MINUTE COUNT PERIOD BEGINNING AT	<i>St Johns Blvd--</i> (Southbound)			<i>SR-500--</i> (Westbound)			<i>St Johns Blvd--</i> (Northbound)			<i>SR-500--</i> (Eastbound)			Crosswalk Usage (Peds By Approach)				TOTAL	
	Right	Thru	Left	Right	Thru	Left	Right	Thru	Left	Right	Thru	Left	North	East	South	West	Veh	Peds
4:00 PM	18	17	10	27	102	29	32	26	6	3	147	30	0	0	0	0	447	0
4:05 PM	20	32	13	28	118	20	32	46	4	3	124	18	0	0	0	0	458	0
4:10 PM	23	23	17	14	108	21	31	45	2	4	117	21	0	0	0	1	426	1
4:15 PM	11	24	22	15	92	16	45	24	3	5	138	25	0	1	0	0	420	1
4:20 PM	21	24	17	28	112	22	27	15	4	6	157	23	0	1	0	1	456	2
4:25 PM	19	26	18	21	99	15	34	36	1	9	132	31	0	0	0	0	441	0
4:30 PM	18	23	21	15	112	34	39	33	6	7	101	13	0	1	1	0	422	2
4:35 PM	33	31	27	12	77	21	37	34	5	6	107	30	0	0	0	0	420	0
4:40 PM	30	21	27	15	131	21	33	23	1	6	150	28	0	1	0	0	486	1
4:45 PM	17	15	12	23	110	27	29	39	10	7	141	23	0	0	0	0	453	0
4:50 PM	14	27	24	12	117	29	33	37	2	5	99	23	0	0	0	1	422	1
4:55 PM	25	18	24	17	118	29	21	28	4	9	120	22	0	0	0	0	435	0
5:00 PM	25	41	20	16	99	16	29	33	2	2	128	19	0	4	0	1	430	5
5:05 PM	14	25	10	19	146	23	50	22	5	3	155	28	0	2	0	0	500	2
5:10 PM	14	30	26	22	133	35	41	44	7	6	110	13	0	0	3	1	481	4
5:15 PM	19	36	16	21	95	29	19	50	5	5	114	30	0	0	0	2	439	2
5:20 PM	18	30	17	18	104	20	38	37	7	3	143	29	0	0	0	3	464	3
5:25 PM	11	11	17	14	123	34	30	20	10	1	137	34	0	0	0	0	442	0
5:30 PM	18	34	14	16	82	40	41	34	1	6	119	16	0	1	0	0	421	1
5:35 PM	13	22	12	17	101	31	33	36	4	7	95	29	0	0	0	1	400	1
5:40 PM	14	30	20	25	71	18	25	28	3	6	97	21	0	0	0	2	358	2
5:45 PM	18	18	18	17	135	24	28	21	6	7	141	23	0	1	0	0	456	1
5:50 PM	14	16	9	16	117	30	28	31	3	5	138	25	0	1	0	0	432	1
5:55 PM	12	18	9	19	81	20	26	32	10	2	115	17	0	1	0	0	361	1
HOURLY TOTALS	Southbound			Westbound			Northbound			Eastbound			Pedestrians By Approach				TOTAL	
4:00 PM	249	281	232	227	1296	284	393	386	48	70	1533	287	0	4	1	3	5286	8
4:15 PM	241	305	248	215	1346	288	418	368	50	71	1538	278	0	10	4	4	5366	18
4:30 PM	238	308	241	204	1365	318	399	400	64	60	1505	292	0	8	4	8	5394	20
4:45 PM	202	319	212	220	1299	331	389	408	60	60	1458	287	0	7	3	11	5245	21
5:00 PM	190	311	188	220	1287	320	388	388	63	53	1492	284	0	10	3	10	5184	23

INTERSECTION: *St. Johns Blvd--/SR-500--*
 PROJECT ID#:
 QC JOB #: 10247064

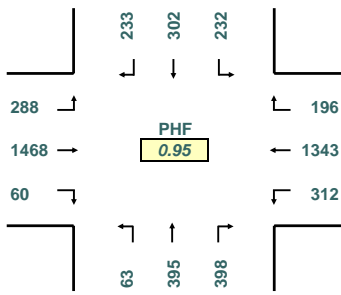
START TIME: 4:00 PM
 END TIME: 6:00 PM
 DATE: 4/10/2007



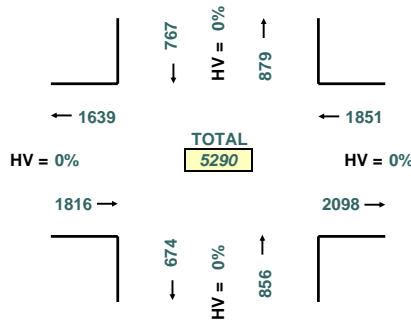
16285 SW 85th Avenue, Ste. 302
 Tigard, OR 97224
 Phone: 503-620-4242
 Fax: 503 620-4545

www.qualitycounts.net

PEAK HOUR TURNING MOVEMENTS



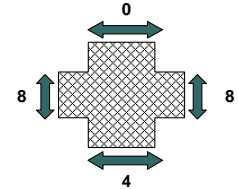
PEAK HOUR LINK VOLUMES



PEAK HOUR: 4:30 PM TO 5:30 PM

PEAK 15 MINUTES: 5:00 PM TO 5:15 PM

PEAK HOUR PED CROSSING VOLUMES



5-MINUTE COUNT PERIOD BEGINNING AT	<i>St. Johns Blvd-- (Southbound)</i>			<i>SR-500-- (Westbound)</i>			<i>St. Johns Blvd-- (Northbound)</i>			<i>SR-500-- (Eastbound)</i>			Crosswalk Usage (Peds By Approach)				TOTAL	
	Right	Thru	Left	Right	Thru	Left	Right	Thru	Left	Right	Thru	Left	North	East	South	West	Veh	Peds
4:00 PM	17	16	7	26	97	29	31	26	6	3	139	28	0	0	0	0	425	0
4:05 PM	20	30	11	28	112	20	31	42	4	3	115	18	0	0	0	0	434	0
4:10 PM	19	23	15	13	104	21	31	45	2	4	108	20	0	0	0	1	405	1
4:15 PM	10	23	20	14	86	16	43	22	3	5	130	24	0	1	0	0	396	1
4:20 PM	19	22	17	23	111	22	25	13	4	6	148	23	0	1	0	1	433	2
4:25 PM	18	25	18	20	94	15	33	35	1	8	129	31	0	0	0	0	427	0
4:30 PM	18	21	21	15	109	31	39	33	6	7	99	13	0	1	1	0	412	2
4:35 PM	33	31	25	11	73	21	37	34	4	6	103	29	0	0	0	0	407	0
4:40 PM	29	21	26	14	131	21	33	23	1	6	148	28	0	1	0	0	481	1
4:45 PM	17	15	11	22	106	26	29	38	10	7	138	22	0	0	0	0	441	0
4:50 PM	14	26	23	10	114	29	32	36	2	5	94	23	0	0	0	1	408	1
4:55 PM	22	18	22	17	113	29	21	27	4	9	117	22	0	0	0	0	421	0
5:00 PM	25	39	18	16	99	16	29	33	2	2	126	19	0	4	0	1	424	5
5:05 PM	14	25	10	18	145	23	50	22	5	3	151	27	0	2	0	0	493	2
5:10 PM	13	30	26	21	133	34	41	44	7	6	109	13	0	0	3	1	477	4
5:15 PM	19	36	16	21	93	29	19	50	5	5	113	30	0	0	0	2	436	2
5:20 PM	18	29	17	17	104	20	38	36	7	3	139	29	0	0	0	3	457	3
5:25 PM	11	11	17	14	123	33	30	19	10	1	131	33	0	0	0	0	433	0
5:30 PM	18	34	14	16	80	38	41	33	1	6	118	16	0	1	0	0	415	1
5:35 PM	13	22	11	17	100	31	33	35	4	7	94	29	0	0	0	1	396	1
5:40 PM	14	28	20	25	70	17	25	27	3	5	95	21	0	0	0	2	350	2
5:45 PM	17	18	18	17	132	24	28	21	6	7	135	23	0	1	0	0	446	1
5:50 PM	14	15	9	16	113	29	26	30	3	5	137	25	0	1	0	0	422	1
5:55 PM	12	18	8	19	80	20	26	31	10	2	114	17	0	1	0	0	357	1
HOURLY TOTALS	Southbound			Westbound			Northbound			Eastbound			Pedestrians By Approach				TOTAL	
4:00 PM	236	271	216	213	1250	280	385	374	47	69	1468	281	0	4	1	3	5090	8
4:15 PM	232	296	237	201	1314	283	412	360	49	70	1492	274	0	10	4	4	5220	18
4:30 PM	233	302	232	196	1343	312	398	395	63	60	1468	288	0	8	4	8	5290	20
4:45 PM	198	313	205	214	1280	325	388	400	60	59	1425	284	0	7	3	11	5151	21
5:00 PM	188	305	184	217	1272	314	386	381	63	52	1462	282	0	10	3	10	5106	23

INTERSECTION: *St. Johns Blvd--/SR-500--*
 PROJECT ID#:
 QC JOB #: 10247064

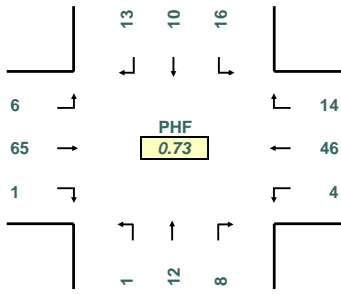
START TIME: 4:00 PM
 END TIME: 6:00 PM
 DATE: 4/10/2007



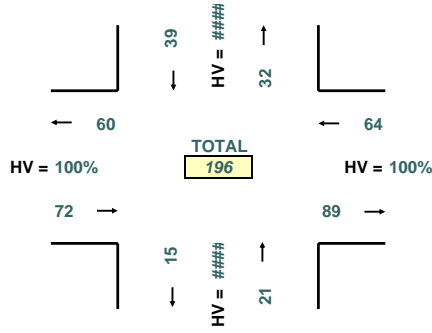
16285 SW 85th Avenue, Ste. 302
 Tigard, OR 97224
 Phone: 503-620-4242
 Fax: 503 620-4545

www.qualitycounts.net

PEAK HOUR TURNING MOVEMENTS



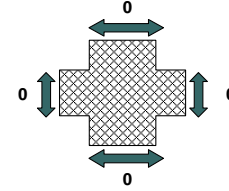
PEAK HOUR LINK VOLUMES



PEAK HOUR: 4:00 PM TO 5:00 PM

PEAK 15 MINUTES: 4:00 PM TO 4:15 PM

PEAK HOUR PED CROSSING VOLUMES



5-MINUTE COUNT PERIOD BEGINNING AT	St. Johns Blvd-- (Southbound)			SR-500-- (Westbound)			St. Johns Blvd-- (Northbound)			SR-500-- (Eastbound)			Crosswalk Usage (Peds By Approach)				TOTAL	
	Right	Thru	Left	Right	Thru	Left	Right	Thru	Left	Right	Thru	Left	North	East	South	West	Veh	Peds
4:00 PM	1	1	3	1	5	0	1	0	0	0	8	2	0	0	0	0	22	0
4:05 PM	0	2	2	0	6	0	1	4	0	0	9	0	0	0	0	0	24	0
4:10 PM	4	0	2	1	4	0	0	0	0	0	9	1	0	0	0	0	21	0
4:15 PM	1	1	2	1	6	0	2	2	0	0	8	1	0	0	0	0	24	0
4:20 PM	2	2	0	5	1	0	2	2	0	0	9	0	0	0	0	0	23	0
4:25 PM	1	1	0	1	5	0	1	1	0	1	3	0	0	0	0	0	14	0
4:30 PM	0	2	0	0	3	3	0	0	0	0	2	0	0	0	0	0	10	0
4:35 PM	0	0	2	1	4	0	0	0	1	0	4	1	0	0	0	0	13	0
4:40 PM	1	0	1	1	0	0	0	0	0	0	2	0	0	0	0	0	5	0
4:45 PM	0	0	1	1	4	1	0	1	0	0	3	1	0	0	0	0	12	0
4:50 PM	0	1	1	2	3	0	1	1	0	0	5	0	0	0	0	0	14	0
4:55 PM	3	0	2	0	5	0	0	1	0	0	3	0	0	0	0	0	14	0
5:00 PM	0	2	2	0	0	0	0	0	0	0	2	0	0	0	0	0	6	0
5:05 PM	0	0	0	1	1	0	0	0	0	0	4	1	0	0	0	0	7	0
5:10 PM	1	0	0	1	0	1	0	0	0	0	1	0	0	0	0	0	4	0
5:15 PM	0	0	0	0	2	0	0	0	0	0	1	0	0	0	0	0	3	0
5:20 PM	0	1	0	1	0	0	0	1	0	0	4	0	0	0	0	0	7	0
5:25 PM	0	0	0	0	0	1	0	1	0	0	6	1	0	0	0	0	9	0
5:30 PM	0	0	0	0	2	2	0	1	0	0	1	0	0	0	0	0	6	0
5:35 PM	0	0	1	0	1	0	0	1	0	0	1	0	0	0	0	0	4	0
5:40 PM	0	2	0	0	1	1	0	1	0	1	2	0	0	0	0	0	8	0
5:45 PM	1	0	0	0	3	0	0	0	0	0	6	0	0	0	0	0	10	0
5:50 PM	0	1	0	0	4	1	2	1	0	0	1	0	0	0	0	0	10	0
5:55 PM	0	0	1	0	1	0	0	1	0	0	1	0	0	0	0	0	4	0
HOURLY TOTALS	Southbound			Westbound			Northbound			Eastbound			Pedestrians By Approach				TOTAL	
	Right	Thru	Left	Right	Thru	Left	Right	Thru	Left	Right	Thru	Left	North	East	South	West	Veh	Peds
4:00 PM	13	10	16	14	46	4	8	12	1	1	65	6	0	0	0	0	196	0
4:15 PM	9	9	11	14	32	5	6	8	1	1	46	4	0	0	0	0	146	0
4:30 PM	5	6	9	8	22	6	1	5	1	0	37	4	0	0	0	0	104	0
4:45 PM	4	6	7	6	19	6	1	8	0	1	33	3	0	0	0	0	94	0
5:00 PM	2	6	4	3	15	6	2	7	0	1	30	2	0	0	0	0	78	0

INTERSECTION: *Kauffman Ave--/W 39th Ave--*
 PROJECT ID#:
 QC JOB #: 10247052

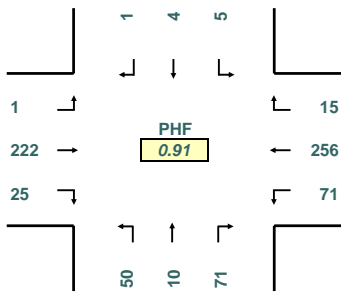
START TIME: 4:00 PM
 END TIME: 6:00 PM
 DATE: 4/10/2007



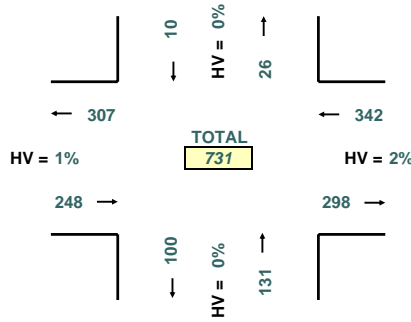
16285 SW 85th Avenue, Ste. 302
 Tigard, OR 97224
 Phone: 503-620-4242
 Fax: 503 620-4545

www.qualitycounts.net

PEAK HOUR TURNING MOVEMENTS



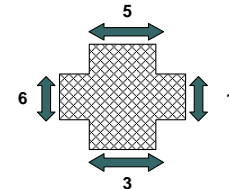
PEAK HOUR LINK VOLUMES



PEAK HOUR: 4:30 PM TO 5:30 PM

PEAK 15 MINUTES: 5:15 PM TO 5:30 PM

PEAK HOUR PED CROSSING VOLUMES



5-MINUTE COUNT PERIOD BEGINNING AT	Kauffman Ave-- (Southbound)			W 39th Ave-- (Westbound)			Kauffman Ave-- (Northbound)			W 39th Ave-- (Eastbound)			Crosswalk Usage (Peds By Approach)				TOTAL	
	Right	Thru	Left	Right	Thru	Left	Right	Thru	Left	Right	Thru	Left	North	East	South	West	Veh	Peds
4:00 PM	1	0	0	1	16	6	9	0	1	0	24	0	1	0	2	1	58	4
4:05 PM	0	0	0	4	19	3	9	0	0	1	25	1	0	0	1	1	62	2
4:10 PM	0	1	0	2	18	4	3	0	5	3	22	0	0	0	0	0	58	0
4:15 PM	0	0	0	1	24	5	6	0	3	0	4	2	0	0	1	0	45	1
4:20 PM	0	0	0	0	27	8	10	0	1	1	22	0	2	0	1	0	69	3
4:25 PM	0	0	0	1	18	7	5	0	2	0	14	0	2	2	1	0	47	5
4:30 PM	0	0	1	3	16	3	4	1	4	2	22	0	0	0	0	0	56	0
4:35 PM	0	0	0	1	16	4	5	0	2	0	21	0	0	0	0	1	49	1
4:40 PM	0	0	1	2	20	8	4	0	4	3	19	0	2	0	1	0	61	3
4:45 PM	0	0	0	1	32	9	9	0	3	0	22	0	0	1	1	1	76	3
4:50 PM	0	0	1	1	20	1	7	1	4	2	11	0	0	0	0	0	48	0
4:55 PM	0	1	0	1	14	5	3	0	2	2	18	0	3	0	0	1	46	4
5:00 PM	0	1	0	0	15	2	7	0	4	4	21	0	0	0	0	0	54	0
5:05 PM	0	1	1	1	25	4	8	2	3	4	22	1	0	0	0	1	72	1
5:10 PM	0	1	0	0	25	9	7	1	6	5	15	0	0	0	0	0	69	0
5:15 PM	0	0	0	1	29	8	6	3	7	1	13	0	0	0	0	2	68	2
5:20 PM	1	0	1	2	21	11	7	1	4	0	19	0	0	0	1	0	67	1
5:25 PM	0	0	0	2	23	7	4	1	7	2	19	0	0	0	0	0	65	0
5:30 PM	0	0	0	0	14	4	4	1	9	2	7	1	1	2	0	0	42	3
5:35 PM	0	0	0	2	20	4	4	1	1	3	14	0	1	0	2	1	49	4
5:40 PM	0	0	1	0	26	6	5	0	2	1	15	0	2	2	1	0	56	5
5:45 PM	0	1	0	2	29	3	3	1	4	2	14	0	3	1	0	2	59	6
5:50 PM	0	1	0	1	15	3	2	2	3	1	15	0	0	0	0	0	43	0
5:55 PM	0	0	1	3	16	4	4	0	3	2	10	0	0	1	0	0	43	1
HOURLY TOTALS	Southbound			Westbound			Northbound			Eastbound			Pedestrians By Approach				TOTAL	
4:00 PM	1	2	3	18	240	63	74	2	31	14	224	3	10	3	8	5	675	26
4:15 PM	0	4	4	12	252	65	75	5	38	23	211	3	9	3	5	4	692	21
4:30 PM	1	4	5	15	256	71	71	10	50	25	222	1	5	1	3	6	731	15
4:45 PM	1	4	4	11	264	70	71	11	52	26	196	2	7	5	5	6	712	23
5:00 PM	1	5	4	14	258	65	61	13	53	27	184	2	7	6	4	6	687	23

INTERSECTION: *Kauffman Ave--/W 39th Ave--*
 PROJECT ID#:
 QC JOB #: *10247052*

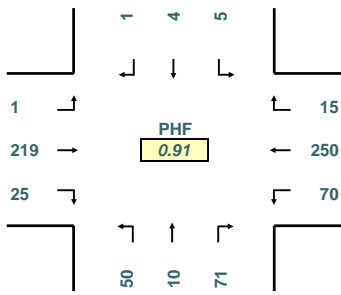
START TIME: *4:00 PM*
 END TIME: *6:00 PM*
 DATE: *4/10/2007*



16285 SW 85th Avenue, Ste. 302
 Tigard, OR 97224
 Phone: 503-620-4242
 Fax: 503 620-4545

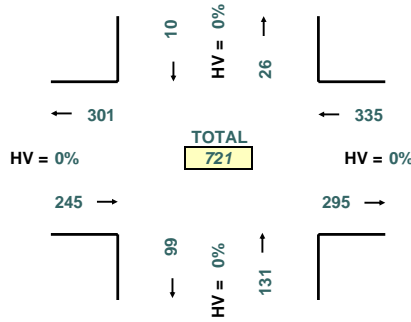
www.qualitycounts.net

PEAK HOUR TURNING MOVEMENTS



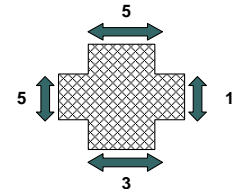
PEAK HOUR: **4:30 PM TO 5:30 PM**

PEAK HOUR LINK VOLUMES



PEAK 15 MINUTES: **5:15 PM TO 5:30 PM**

PEAK HOUR PED CROSSING VOLUMES



5-MINUTE COUNT PERIOD BEGINNING AT	Kauffman Ave-- (Southbound)			W 39th Ave-- (Westbound)			Kauffman Ave-- (Northbound)			W 39th Ave-- (Eastbound)			Crosswalk Usage (Peds By Approach)				TOTAL	
	Right	Thru	Left	Right	Thru	Left	Right	Thru	Left	Right	Thru	Left	North	East	South	West	Veh	Peds
4:00 PM	1	0	0	1	16	6	9	0	1	0	24	0	1	0	2	1	58	4
4:05 PM	0	0	0	4	17	3	8	0	0	1	24	1	0	0	1	1	58	2
4:10 PM	0	1	0	2	18	4	3	0	5	3	21	0	0	0	0	0	57	0
4:15 PM	0	0	0	1	24	5	6	0	3	0	4	2	0	0	0	0	45	0
4:20 PM	0	0	0	0	27	8	10	0	1	1	21	0	2	0	1	0	68	3
4:25 PM	0	0	0	1	18	7	5	0	2	0	14	0	2	2	1	0	47	5
4:30 PM	0	0	1	3	16	3	4	1	4	2	22	0	0	0	0	0	56	0
4:35 PM	0	0	0	1	15	4	5	0	2	0	21	0	0	0	0	1	48	1
4:40 PM	0	0	1	2	20	8	4	0	4	3	19	0	2	0	1	0	61	3
4:45 PM	0	0	0	1	30	9	9	0	3	0	20	0	0	1	1	1	72	3
4:50 PM	0	0	1	1	19	1	7	1	4	2	11	0	0	0	0	0	47	0
4:55 PM	0	1	0	1	14	5	3	0	2	2	18	0	3	0	0	1	46	4
5:00 PM	0	1	0	0	14	2	7	0	4	4	20	0	0	0	0	0	52	0
5:05 PM	0	1	1	1	24	4	8	2	3	4	22	1	0	0	0	0	71	0
5:10 PM	0	1	0	0	25	9	7	1	6	5	15	0	0	0	0	0	69	0
5:15 PM	0	0	0	1	29	7	6	3	7	1	13	0	0	0	0	2	67	2
5:20 PM	1	0	1	2	21	11	7	1	4	0	19	0	0	0	1	0	67	1
5:25 PM	0	0	0	2	23	7	4	1	7	2	19	0	0	0	0	0	65	0
5:30 PM	0	0	0	0	14	4	4	1	9	2	7	1	1	2	0	0	42	3
5:35 PM	0	0	0	2	18	4	4	1	1	3	14	0	1	0	2	1	47	4
5:40 PM	0	0	1	0	26	6	5	0	2	1	14	0	2	2	1	0	55	5
5:45 PM	0	1	0	2	25	3	3	1	4	2	14	0	3	1	0	2	55	6
5:50 PM	0	1	0	1	15	3	2	2	3	1	15	0	0	0	0	0	43	0
5:55 PM	0	0	1	3	16	4	4	0	2	2	10	0	0	1	0	0	42	1
HOURLY TOTALS	Southbound			Westbound			Northbound			Eastbound			Pedestrians By Approach				TOTAL	
4:00 PM	1	2	3	18	234	63	73	2	31	14	219	3	10	3	7	5	663	25
4:15 PM	0	4	4	12	246	65	75	5	38	23	207	3	9	3	4	3	682	19
4:30 PM	1	4	5	15	250	70	71	10	50	25	219	1	5	1	3	5	721	14
4:45 PM	1	4	4	11	257	69	71	11	52	26	192	2	7	5	5	5	700	22
5:00 PM	1	5	4	14	250	64	61	13	52	27	182	2	7	6	4	5	675	22

INTERSECTION: *Kauffman Ave--/W 39th Ave--*
 PROJECT ID#:
 QC JOB #: 10247052

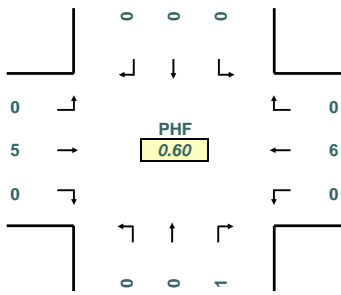
START TIME: 4:00 PM
 END TIME: 6:00 PM
 DATE: 4/10/2007



16285 SW 85th Avenue, Ste. 302
 Tigard, OR 97224
 Phone: 503-620-4242
 Fax: 503 620-4545

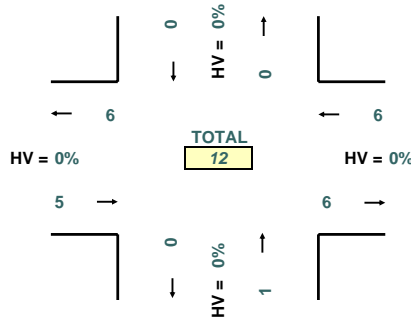
www.qualitycounts.net

PEAK HOUR TURNING MOVEMENTS



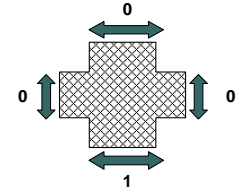
PEAK HOUR: 4:00 PM TO 5:00 PM

PEAK HOUR LINK VOLUMES



PEAK 15 MINUTES: 5:45 PM TO 6:00 PM

PEAK HOUR PED CROSSING VOLUMES



5-MINUTE COUNT PERIOD BEGINNING AT	Kauffman Ave-- (Southbound)			W 39th Ave-- (Westbound)			Kauffman Ave-- (Northbound)			W 39th Ave-- (Eastbound)			Crosswalk Usage (Peds By Approach)				TOTAL	
	Right	Thru	Left	Right	Thru	Left	Right	Thru	Left	Right	Thru	Left	North	East	South	West	Veh	Peds
4:00 PM	0	0	0	0	0	0	0	0	0	0	0	0	0	0	0	0	0	0
4:05 PM	0	0	0	0	2	0	1	0	0	0	1	0	0	0	0	0	4	0
4:10 PM	0	0	0	0	0	0	0	0	0	0	1	0	0	0	0	0	1	0
4:15 PM	0	0	0	0	0	0	0	0	0	0	0	0	0	0	1	0	0	1
4:20 PM	0	0	0	0	0	0	0	0	0	0	1	0	0	0	0	0	1	0
4:25 PM	0	0	0	0	0	0	0	0	0	0	0	0	0	0	0	0	0	0
4:30 PM	0	0	0	0	0	0	0	0	0	0	0	0	0	0	0	0	0	0
4:35 PM	0	0	0	0	1	0	0	0	0	0	0	0	0	0	0	0	1	0
4:40 PM	0	0	0	0	0	0	0	0	0	0	0	0	0	0	0	0	0	0
4:45 PM	0	0	0	0	2	0	0	0	0	0	2	0	0	0	0	0	4	0
4:50 PM	0	0	0	0	1	0	0	0	0	0	0	0	0	0	0	0	1	0
4:55 PM	0	0	0	0	0	0	0	0	0	0	0	0	0	0	0	0	0	0
5:00 PM	0	0	0	0	1	0	0	0	0	0	1	0	0	0	0	0	2	0
5:05 PM	0	0	0	0	1	0	0	0	0	0	0	0	0	0	0	1	1	1
5:10 PM	0	0	0	0	0	0	0	0	0	0	0	0	0	0	0	0	0	0
5:15 PM	0	0	0	0	0	1	0	0	0	0	0	0	0	0	0	0	1	0
5:20 PM	0	0	0	0	0	0	0	0	0	0	0	0	0	0	0	0	0	0
5:25 PM	0	0	0	0	0	0	0	0	0	0	0	0	0	0	0	0	0	0
5:30 PM	0	0	0	0	0	0	0	0	0	0	0	0	0	0	0	0	0	0
5:35 PM	0	0	0	0	2	0	0	0	0	0	0	0	0	0	0	0	2	0
5:40 PM	0	0	0	0	0	0	0	0	0	0	1	0	0	0	0	0	1	0
5:45 PM	0	0	0	0	4	0	0	0	0	0	0	0	0	0	0	0	4	0
5:50 PM	0	0	0	0	0	0	0	0	0	0	0	0	0	0	0	0	0	0
5:55 PM	0	0	0	0	0	0	0	0	1	0	0	0	0	0	0	0	1	0
HOURLY TOTALS	Southbound			Westbound			Northbound			Eastbound			Pedestrians By Approach				TOTAL	
4:00 PM	0	0	0	0	6	0	1	0	0	0	5	0	0	0	1	0	12	1
4:15 PM	0	0	0	0	6	0	0	0	0	0	4	0	0	0	1	1	10	2
4:30 PM	0	0	0	0	6	1	0	0	0	0	3	0	0	0	0	1	10	1
4:45 PM	0	0	0	0	7	1	0	0	0	0	4	0	0	0	0	1	12	1
5:00 PM	0	0	0	0	8	1	0	0	1	0	2	0	0	0	0	1	12	1

INTERSECTION: *Columbia St--W 39th St--*
 PROJECT ID#:
 QC JOB #: 10247053

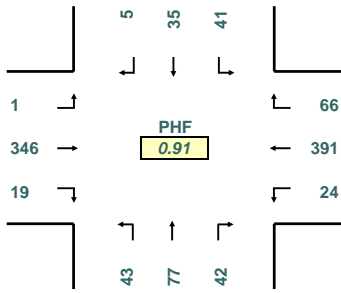
START TIME: 4:00 PM
 END TIME: 6:00 PM
 DATE: 4/10/2007



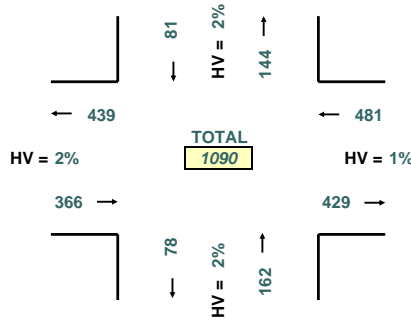
16285 SW 85th Avenue, Ste. 302
 Tigard, OR 97224
 Phone: 503-620-4242
 Fax: 503 620-4545

www.qualitycounts.net

PEAK HOUR TURNING MOVEMENTS



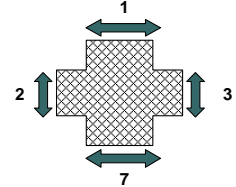
PEAK HOUR LINK VOLUMES



PEAK HOUR: 4:30 PM TO 5:30 PM

PEAK 15 MINUTES: 5:00 PM TO 5:15 PM

PEAK HOUR PED CROSSING VOLUMES



5-MINUTE COUNT PERIOD BEGINNING AT	Columbia St-- (Southbound)			W 39th St-- (Westbound)			Columbia St-- (Northbound)			W 39th St-- (Eastbound)			Crosswalk Usage (Peds By Approach)				TOTAL	
	Right	Thru	Left	Right	Thru	Left	Right	Thru	Left	Right	Thru	Left	North	East	South	West	Veh	Peds
4:00 PM	0	5	3	6	32	0	3	1	2	1	38	0	0	0	0	0	91	0
4:05 PM	0	7	4	0	26	0	3	3	2	2	35	0	0	0	0	0	82	0
4:10 PM	0	4	2	4	25	3	4	7	2	0	29	1	0	2	0	0	81	2
4:15 PM	0	5	6	4	27	1	5	15	6	1	20	0	0	0	4	0	90	4
4:20 PM	0	3	0	3	29	2	3	6	7	5	27	0	0	0	0	0	85	0
4:25 PM	0	2	3	6	32	0	4	6	3	1	29	1	0	0	1	2	87	3
4:30 PM	2	6	1	5	22	1	3	6	3	1	27	0	0	0	0	1	77	1
4:35 PM	1	3	5	6	30	1	7	5	7	2	33	0	0	0	1	0	100	1
4:40 PM	0	2	7	0	24	3	2	6	5	2	35	1	0	0	0	0	87	0
4:45 PM	1	3	3	8	43	0	1	6	3	1	26	0	1	0	0	0	95	1
4:50 PM	0	3	0	5	31	7	2	5	0	2	25	0	0	1	0	0	80	1
4:55 PM	0	3	4	4	27	3	6	1	4	2	25	0	0	0	0	0	79	0
5:00 PM	0	1	3	5	22	3	1	5	1	3	36	0	0	1	0	0	80	1
5:05 PM	0	3	5	6	46	0	6	13	2	0	36	0	0	1	0	0	117	1
5:10 PM	1	4	3	10	36	2	5	13	6	2	21	0	0	0	2	0	103	2
5:15 PM	0	2	4	5	33	1	3	9	7	2	24	0	0	0	0	1	90	1
5:20 PM	0	5	3	6	38	1	3	4	3	0	24	0	0	0	4	0	87	4
5:25 PM	0	0	3	6	39	2	3	4	2	2	34	0	0	0	0	0	95	0
5:30 PM	0	0	2	4	28	1	2	4	3	1	23	0	0	1	1	0	68	2
5:35 PM	1	1	4	6	31	3	2	5	4	2	20	0	0	0	1	0	79	1
5:40 PM	0	3	2	11	37	0	5	5	3	2	24	0	0	1	1	1	92	3
5:45 PM	0	9	5	10	38	2	4	9	4	3	21	1	0	0	1	0	106	1
5:50 PM	0	0	1	6	20	0	4	2	0	1	19	1	1	0	0	4	54	5
5:55 PM	0	1	3	7	31	3	2	3	1	0	19	0	0	0	0	0	70	0
HOURLY TOTALS	Southbound			Westbound			Northbound			Eastbound			Pedestrians By Approach				TOTAL	
4:00 PM	4	46	38	51	348	21	43	67	44	20	349	3	1	3	6	3	1034	13
4:15 PM	5	38	40	62	369	23	45	87	47	22	340	2	1	3	8	3	1080	15
4:30 PM	5	35	41	66	391	24	42	77	43	19	346	1	1	3	7	2	1090	13
4:45 PM	3	28	36	76	411	23	39	74	38	19	318	0	1	5	9	2	1065	17
5:00 PM	2	29	38	82	399	18	40	76	36	18	301	2	1	4	10	6	1041	21

INTERSECTION: *Columbia St--W 39th St--*
 PROJECT ID#:
 QC JOB #: 10247053

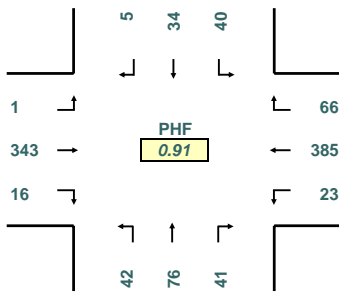
START TIME: 4:00 PM
 END TIME: 6:00 PM
 DATE: 4/10/2007



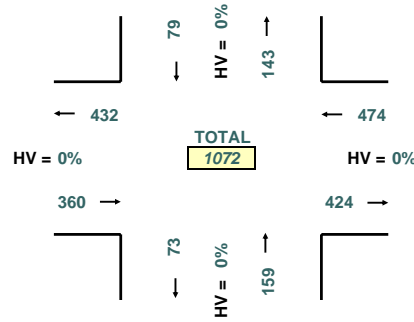
16285 SW 85th Avenue, Ste. 302
 Tigard, OR 97224
 Phone: 503-620-4242
 Fax: 503 620-4545

www.qualitycounts.net

PEAK HOUR TURNING MOVEMENTS



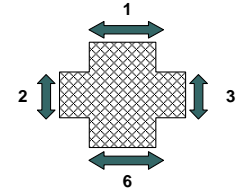
PEAK HOUR LINK VOLUMES



PEAK HOUR: 4:30 PM TO 5:30 PM

PEAK 15 MINUTES: 5:00 PM TO 5:15 PM

PEAK HOUR PED CROSSING VOLUMES



5-MINUTE COUNT PERIOD BEGINNING AT	Columbia St-- (Southbound)			W 39th St-- (Westbound)			Columbia St-- (Northbound)			W 39th St-- (Eastbound)			Crosswalk Usage (Peds By Approach)				TOTAL	
	Right	Thru	Left	Right	Thru	Left	Right	Thru	Left	Right	Thru	Left	North	East	South	West	Veh	Peds
4:00 PM	0	5	3	6	32	0	3	1	2	1	38	0	0	0	0	0	91	0
4:05 PM	0	6	4	0	25	0	3	3	1	2	34	0	0	0	0	0	78	0
4:10 PM	0	4	2	4	25	3	4	7	2	0	27	1	0	2	0	0	79	2
4:15 PM	0	5	6	4	27	1	5	15	6	1	20	0	0	0	4	0	90	4
4:20 PM	0	3	0	3	29	2	3	6	7	4	27	0	0	0	0	0	84	0
4:25 PM	0	2	3	6	32	0	4	6	3	1	29	1	0	0	1	2	87	3
4:30 PM	2	6	1	5	22	1	3	6	3	0	27	0	0	0	0	1	76	1
4:35 PM	1	3	5	6	29	1	7	5	7	2	33	0	0	0	1	0	99	1
4:40 PM	0	1	7	0	24	3	2	6	5	1	34	1	0	0	0	0	84	0
4:45 PM	1	3	3	8	42	0	1	6	2	1	24	0	1	0	0	0	91	1
4:50 PM	0	3	0	5	29	7	2	5	0	2	25	0	0	1	0	0	78	1
4:55 PM	0	3	3	4	27	3	5	1	4	2	25	0	0	0	0	0	77	0
5:00 PM	0	1	3	5	22	2	1	5	1	2	36	0	0	1	0	0	78	1
5:05 PM	0	3	5	6	45	0	6	12	2	0	36	0	0	1	0	0	115	1
5:10 PM	1	4	3	10	36	2	5	13	6	2	21	0	0	0	2	0	103	2
5:15 PM	0	2	4	5	32	1	3	9	7	2	24	0	0	0	0	1	89	1
5:20 PM	0	5	3	6	38	1	3	4	3	0	24	0	0	0	3	0	87	3
5:25 PM	0	0	3	6	39	2	3	4	2	2	34	0	0	0	0	0	95	0
5:30 PM	0	0	2	4	28	1	2	4	2	1	23	0	0	1	1	0	67	2
5:35 PM	1	1	4	6	30	3	2	5	4	2	20	0	0	0	1	0	78	1
5:40 PM	0	3	2	11	37	0	5	5	3	1	24	0	0	1	1	1	91	3
5:45 PM	0	9	5	10	35	2	4	9	4	3	21	1	0	0	0	0	103	0
5:50 PM	0	0	1	6	20	0	4	2	0	1	19	1	1	0	0	4	54	5
5:55 PM	0	1	3	7	31	3	2	3	1	0	19	0	0	0	0	0	70	0
HOURLY TOTALS	Southbound			Westbound			Northbound			Eastbound			Pedestrians By Approach				TOTAL	
4:00 PM	4	44	37	51	343	21	42	67	42	17	343	3	1	3	6	3	1014	13
4:15 PM	5	37	39	62	364	22	44	86	46	18	337	2	1	3	8	3	1062	15
4:30 PM	5	34	40	66	385	23	41	76	42	16	343	1	1	3	6	2	1072	12
4:45 PM	3	28	35	76	405	22	38	73	36	17	316	0	1	5	8	2	1049	16
5:00 PM	2	29	38	82	393	17	40	75	35	16	301	2	1	4	8	6	1030	19

INTERSECTION: *Columbia St--W 39th St--*
 PROJECT ID#:
 QC JOB #: 10247053

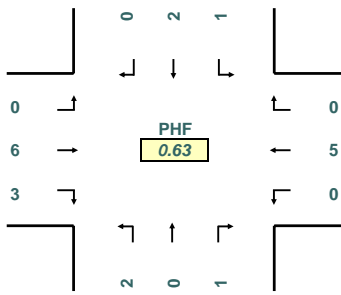
START TIME: 4:00 PM
 END TIME: 6:00 PM
 DATE: 4/10/2007



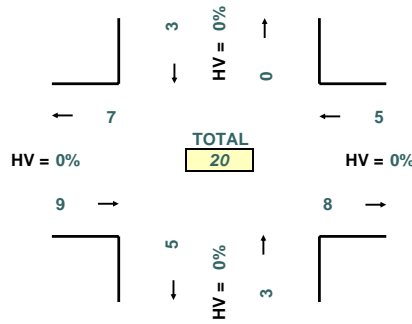
16285 SW 85th Avenue, Ste. 302
 Tigard, OR 97224
 Phone: 503-620-4242
 Fax: 503 620-4545

www.qualitycounts.net

PEAK HOUR TURNING MOVEMENTS



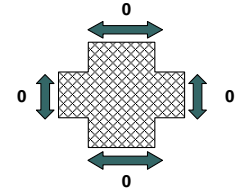
PEAK HOUR LINK VOLUMES



PEAK HOUR: 4:00 PM TO 5:00 PM

PEAK 15 MINUTES: 4:45 PM TO 5:00 PM

PEAK HOUR PED CROSSING VOLUMES



5-MINUTE COUNT PERIOD BEGINNING AT	Columbia St-- (Southbound)			W 39th St-- (Westbound)			Columbia St-- (Northbound)			W 39th St-- (Eastbound)			Crosswalk Usage (Peds By Approach)				TOTAL	
	Right	Thru	Left	Right	Thru	Left	Right	Thru	Left	Right	Thru	Left	North	East	South	West	Veh	Peds
4:00 PM	0	0	0	0	0	0	0	0	0	0	0	0	0	0	0	0	0	0
4:05 PM	0	1	0	0	1	0	0	0	1	0	1	0	0	0	0	0	4	0
4:10 PM	0	0	0	0	0	0	0	0	0	0	2	0	0	0	0	0	2	0
4:15 PM	0	0	0	0	0	0	0	0	0	0	0	0	0	0	0	0	0	0
4:20 PM	0	0	0	0	0	0	0	0	0	1	0	0	0	0	0	0	1	0
4:25 PM	0	0	0	0	0	0	0	0	0	0	0	0	0	0	0	0	0	0
4:30 PM	0	0	0	0	0	0	0	0	0	1	0	0	0	0	0	0	1	0
4:35 PM	0	0	0	0	1	0	0	0	0	0	0	0	0	0	0	0	1	0
4:40 PM	0	1	0	0	0	0	0	0	0	1	1	0	0	0	0	0	3	0
4:45 PM	0	0	0	0	1	0	0	0	1	0	2	0	0	0	0	0	4	0
4:50 PM	0	0	0	0	2	0	0	0	0	0	0	0	0	0	0	0	2	0
4:55 PM	0	0	1	0	0	0	1	0	0	0	0	0	0	0	0	0	2	0
5:00 PM	0	0	0	0	0	1	0	0	0	1	0	0	0	0	0	0	2	0
5:05 PM	0	0	0	0	1	0	0	1	0	0	0	0	0	0	0	0	2	0
5:10 PM	0	0	0	0	0	0	0	0	0	0	0	0	0	0	0	0	0	0
5:15 PM	0	0	0	0	1	0	0	0	0	0	0	0	0	0	0	0	1	0
5:20 PM	0	0	0	0	0	0	0	0	0	0	0	0	0	1	0	0	0	1
5:25 PM	0	0	0	0	0	0	0	0	0	0	0	0	0	0	0	0	0	0
5:30 PM	0	0	0	0	0	0	0	0	1	0	0	0	0	0	0	0	1	0
5:35 PM	0	0	0	0	1	0	0	0	0	0	0	0	0	0	0	0	1	0
5:40 PM	0	0	0	0	0	0	0	0	0	1	0	0	0	0	0	0	1	0
5:45 PM	0	0	0	0	3	0	0	0	0	0	0	0	0	1	0	0	3	1
5:50 PM	0	0	0	0	0	0	0	0	0	0	0	0	0	0	0	0	0	0
5:55 PM	0	0	0	0	0	0	0	0	0	0	0	0	0	0	0	0	0	0
HOURLY TOTALS	Southbound			Westbound			Northbound			Eastbound			Pedestrians By Approach				TOTAL	
	Right	Thru	Left	Right	Thru	Left	Right	Thru	Left	Right	Thru	Left	North	East	South	West	Veh	Peds
4:00 PM	0	2	1	0	5	0	1	0	2	3	6	0	0	0	0	0	20	0
4:15 PM	0	1	1	0	5	1	1	1	1	4	3	0	0	0	0	0	18	0
4:30 PM	0	1	1	0	6	1	1	1	1	3	3	0	0	0	1	0	18	1
4:45 PM	0	0	1	0	6	1	1	1	2	2	2	0	0	0	1	0	16	1
5:00 PM	0	0	0	0	6	1	0	1	1	2	0	0	0	0	2	0	11	2

INTERSECTION: *Columbia St--/NW 45th St--*
 PROJECT ID#:
 QC JOB #: 10247054

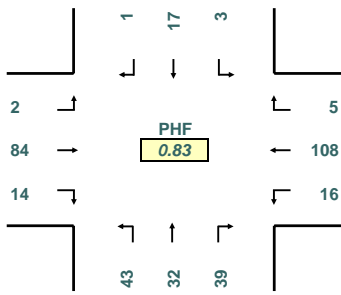
START TIME: 4:00 PM
 END TIME: 6:00 PM
 DATE: 4/10/2007



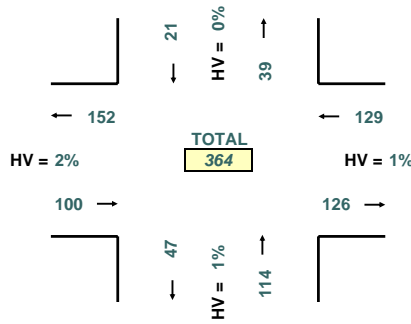
16285 SW 85th Avenue, Ste. 302
 Tigard, OR 97224
 Phone: 503-620-4242
 Fax: 503 620-4545

www.qualitycounts.net

PEAK HOUR TURNING MOVEMENTS



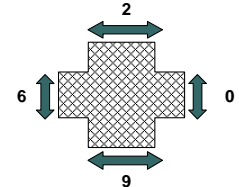
PEAK HOUR LINK VOLUMES



PEAK HOUR: 5:00 PM TO 6:00 PM

PEAK 15 MINUTES: 5:00 PM TO 5:15 PM

PEAK HOUR PED CROSSING VOLUMES



5-MINUTE COUNT PERIOD BEGINNING AT	Columbia St-- (Southbound)			NW 45th St-- (Westbound)			Columbia St-- (Northbound)			NW 45th St-- (Eastbound)			Crosswalk Usage (Peds By Approach)				TOTAL	
	Right	Thru	Left	Right	Thru	Left	Right	Thru	Left	Right	Thru	Left	North	East	South	West	Veh	Peds
4:00 PM	0	3	0	0	5	1	2	2	3	2	3	0	0	0	0	1	21	1
4:05 PM	0	1	0	0	5	1	0	1	2	3	4	0	0	0	1	0	17	1
4:10 PM	0	1	0	1	6	2	5	0	3	2	6	0	0	0	1	0	26	1
4:15 PM	0	2	0	0	11	2	6	6	2	2	2	0	0	0	0	0	33	0
4:20 PM	0	1	0	0	7	1	1	5	7	0	3	0	0	0	0	3	25	3
4:25 PM	0	4	0	0	5	2	1	1	6	1	3	0	0	0	0	0	23	0
4:30 PM	0	1	0	0	9	3	0	3	1	1	6	0	0	0	0	1	24	1
4:35 PM	0	3	0	1	8	2	1	4	4	2	7	0	2	1	0	0	32	3
4:40 PM	0	2	0	0	7	1	1	2	3	4	2	0	0	0	0	0	22	0
4:45 PM	0	0	1	0	3	3	1	3	1	1	6	0	1	0	0	1	19	2
4:50 PM	0	0	1	0	3	4	0	4	9	1	7	1	1	0	1	0	30	2
4:55 PM	0	2	0	0	6	2	1	2	0	1	6	0	0	0	0	0	20	0
5:00 PM	0	0	0	0	8	2	2	2	5	2	5	0	2	0	1	2	26	5
5:05 PM	0	2	0	1	12	1	6	5	6	2	12	0	0	0	0	0	47	0
5:10 PM	0	2	0	0	11	0	11	3	3	0	7	0	0	0	0	0	37	0
5:15 PM	0	2	0	1	10	3	5	2	2	0	6	0	0	0	4	1	31	5
5:20 PM	0	2	0	0	6	1	2	5	2	1	6	0	0	0	0	0	25	0
5:25 PM	0	1	0	2	11	2	0	1	2	1	2	1	0	0	1	1	23	2
5:30 PM	1	3	1	1	9	1	4	4	0	0	5	1	0	0	1	0	30	1
5:35 PM	0	0	1	0	9	2	3	1	3	1	5	0	0	0	2	0	25	2
5:40 PM	0	1	0	0	4	1	0	1	6	1	11	0	0	0	0	1	25	1
5:45 PM	0	2	1	0	9	2	2	3	6	3	11	0	0	0	0	0	39	0
5:50 PM	0	1	0	0	7	0	2	3	5	1	3	0	0	0	0	0	22	0
5:55 PM	0	1	0	0	12	1	2	2	3	2	11	0	0	0	0	1	34	1
HOURLY TOTALS	Southbound			Westbound			Northbound			Eastbound			Pedestrians By Approach				TOTAL	
4:00 PM	0	20	2	2	75	24	19	33	41	20	55	1	4	1	3	6	292	14
4:15 PM	0	19	2	2	90	23	31	40	47	17	66	1	6	1	2	7	338	16
4:30 PM	0	17	2	5	94	24	30	36	38	16	72	2	6	1	7	6	336	20
4:45 PM	1	15	4	5	92	22	35	33	39	11	78	3	4	0	10	6	338	20
5:00 PM	1	17	3	5	108	16	39	32	43	14	84	2	2	0	9	6	364	17

INTERSECTION: *Columbia St--/NW 45th St--*
 PROJECT ID#:
 QC JOB #: 10247054

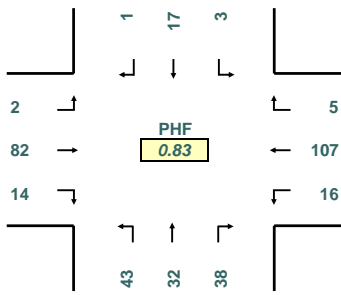
START TIME: 4:00 PM
 END TIME: 6:00 PM
 DATE: 4/10/2007



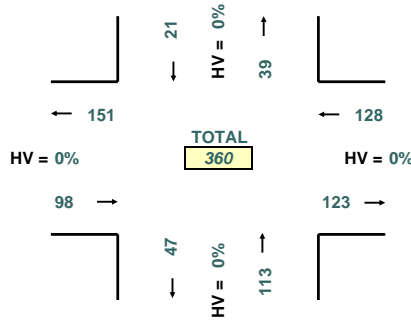
16285 SW 85th Avenue, Ste. 302
 Tigard, OR 97224
 Phone: 503-620-4242
 Fax: 503 620-4545

www.qualitycounts.net

PEAK HOUR TURNING MOVEMENTS



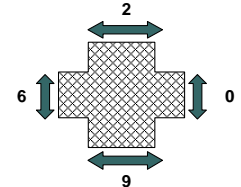
PEAK HOUR LINK VOLUMES



PEAK HOUR: 5:00 PM TO 6:00 PM

PEAK 15 MINUTES: 5:00 PM TO 5:15 PM

PEAK HOUR PED CROSSING VOLUMES



5-MINUTE COUNT PERIOD BEGINNING AT	Columbia St-- (Southbound)			NW 45th St-- (Westbound)			Columbia St-- (Northbound)			NW 45th St-- (Eastbound)			Crosswalk Usage (Peds By Approach)				TOTAL	
	Right	Thru	Left	Right	Thru	Left	Right	Thru	Left	Right	Thru	Left	North	East	South	West	Veh	Peds
4:00 PM	0	3	0	0	5	1	2	2	3	2	3	0	0	0	0	1	21	1
4:05 PM	0	1	0	0	5	1	0	1	2	3	4	0	0	0	1	0	17	1
4:10 PM	0	1	0	1	5	2	5	0	3	2	6	0	0	0	1	0	25	1
4:15 PM	0	2	0	0	11	2	6	6	2	2	2	0	0	0	0	0	33	0
4:20 PM	0	1	0	0	7	1	1	5	7	0	3	0	0	0	0	3	25	3
4:25 PM	0	4	0	0	5	2	1	1	6	1	3	0	0	0	0	0	23	0
4:30 PM	0	1	0	0	9	3	0	3	1	1	6	0	0	0	0	1	24	1
4:35 PM	0	3	0	1	8	2	1	4	4	2	7	0	2	1	0	0	32	3
4:40 PM	0	2	0	0	7	1	1	2	3	3	2	0	0	0	0	0	21	0
4:45 PM	0	0	1	0	3	3	1	3	1	1	6	0	1	0	0	1	19	2
4:50 PM	0	0	1	0	3	4	0	4	9	1	7	1	1	0	1	0	30	2
4:55 PM	0	2	0	0	6	2	1	2	0	1	6	0	0	0	0	0	20	0
5:00 PM	0	0	0	0	8	2	2	2	5	2	4	0	2	0	1	2	25	5
5:05 PM	0	2	0	1	12	1	5	5	6	2	12	0	0	0	0	0	46	0
5:10 PM	0	2	0	0	11	0	11	3	3	0	7	0	0	0	0	0	37	0
5:15 PM	0	2	0	1	10	3	5	2	2	0	6	0	0	0	4	1	31	5
5:20 PM	0	2	0	0	6	1	2	5	2	1	6	0	0	0	0	0	25	0
5:25 PM	0	1	0	2	11	2	0	1	2	1	2	1	0	0	1	1	23	2
5:30 PM	1	3	1	1	9	1	4	4	0	0	5	1	0	0	1	0	30	1
5:35 PM	0	0	1	0	9	2	3	1	3	1	5	0	0	0	2	0	25	2
5:40 PM	0	1	0	0	4	1	0	1	6	1	10	0	0	0	0	1	24	1
5:45 PM	0	2	1	0	9	2	2	3	6	3	11	0	0	0	0	0	39	0
5:50 PM	0	1	0	0	7	0	2	3	5	1	3	0	0	0	0	0	22	0
5:55 PM	0	1	0	0	11	1	2	2	3	2	11	0	0	0	0	1	33	1
HOURLY TOTALS	Southbound			Westbound			Northbound			Eastbound			Pedestrians By Approach				TOTAL	
4:00 PM	0	20	2	2	74	24	19	33	41	19	55	1	4	1	3	6	290	14
4:15 PM	0	19	2	2	90	23	30	40	47	16	65	1	6	1	2	7	335	16
4:30 PM	0	17	2	5	94	24	29	36	38	15	71	2	6	1	7	6	333	20
4:45 PM	1	15	4	5	92	22	34	33	39	11	76	3	4	0	10	6	335	20
5:00 PM	1	17	3	5	107	16	38	32	43	14	82	2	2	0	9	6	360	17

INTERSECTION: *Columbia St--/NW 45th St--*
 PROJECT ID#:
 QC JOB #: 10247054

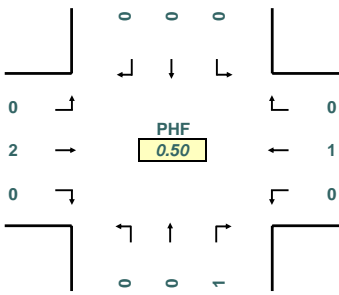
START TIME: 4:00 PM
 END TIME: 6:00 PM
 DATE: 4/10/2007



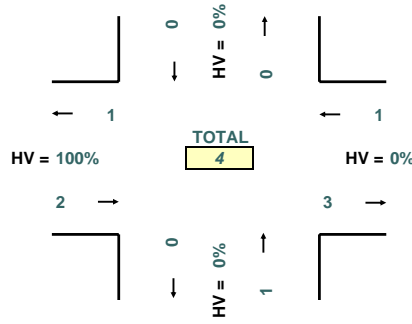
16285 SW 85th Avenue, Ste. 302
 Tigard, OR 97224
 Phone: 503-620-4242
 Fax: 503 620-4545

www.qualitycounts.net

PEAK HOUR TURNING MOVEMENTS



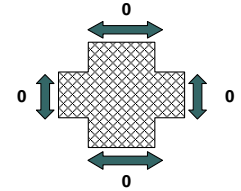
PEAK HOUR LINK VOLUMES



PEAK HOUR: 5:00 PM TO 6:00 PM

PEAK 15 MINUTES: 5:00 PM TO 5:15 PM

PEAK HOUR PED CROSSING VOLUMES



5-MINUTE COUNT PERIOD BEGINNING AT	Columbia St-- (Southbound)			NW 45th St-- (Westbound)			Columbia St-- (Northbound)			NW 45th St-- (Eastbound)			Crosswalk Usage (Peds By Approach)				TOTAL	
	Right	Thru	Left	Right	Thru	Left	Right	Thru	Left	Right	Thru	Left	North	East	South	West	Veh	Peds
4:00 PM	0	0	0	0	0	0	0	0	0	0	0	0	0	0	0	0	0	0
4:05 PM	0	0	0	0	0	0	0	0	0	0	0	0	0	0	0	0	0	0
4:10 PM	0	0	0	0	1	0	0	0	0	0	0	0	0	0	0	0	1	0
4:15 PM	0	0	0	0	0	0	0	0	0	0	0	0	0	0	0	0	0	0
4:20 PM	0	0	0	0	0	0	0	0	0	0	0	0	0	0	0	0	0	0
4:25 PM	0	0	0	0	0	0	0	0	0	0	0	0	0	0	0	0	0	0
4:30 PM	0	0	0	0	0	0	0	0	0	0	0	0	0	0	0	0	0	0
4:35 PM	0	0	0	0	0	0	0	0	0	0	0	0	0	0	0	0	0	0
4:40 PM	0	0	0	0	0	0	0	0	0	1	0	0	0	0	0	0	1	0
4:45 PM	0	0	0	0	0	0	0	0	0	0	0	0	0	0	0	0	0	0
4:50 PM	0	0	0	0	0	0	0	0	0	0	0	0	0	0	0	0	0	0
4:55 PM	0	0	0	0	0	0	0	0	0	0	0	0	0	0	0	0	0	0
5:00 PM	0	0	0	0	0	0	0	0	0	1	0	0	0	0	0	0	1	0
5:05 PM	0	0	0	0	0	0	1	0	0	0	0	0	0	0	0	0	1	0
5:10 PM	0	0	0	0	0	0	0	0	0	0	0	0	0	0	0	0	0	0
5:15 PM	0	0	0	0	0	0	0	0	0	0	0	0	0	0	0	0	0	0
5:20 PM	0	0	0	0	0	0	0	0	0	0	0	0	0	0	0	0	0	0
5:25 PM	0	0	0	0	0	0	0	0	0	0	0	0	0	0	0	0	0	0
5:30 PM	0	0	0	0	0	0	0	0	0	0	0	0	0	0	0	0	0	0
5:35 PM	0	0	0	0	0	0	0	0	0	0	0	0	0	0	0	0	0	0
5:40 PM	0	0	0	0	0	0	0	0	0	1	0	0	0	0	0	0	1	0
5:45 PM	0	0	0	0	0	0	0	0	0	0	0	0	0	0	0	0	0	0
5:50 PM	0	0	0	0	0	0	0	0	0	0	0	0	0	0	0	0	0	0
5:55 PM	0	0	0	0	1	0	0	0	0	0	0	0	0	0	0	0	1	0
HOURLY TOTALS	Southbound			Westbound			Northbound			Eastbound			Pedestrians By Approach				TOTAL	
4:00 PM	0	0	0	0	1	0	0	0	0	1	0	0	0	0	0	0	2	0
4:15 PM	0	0	0	0	0	0	1	0	0	1	1	0	0	0	0	0	3	0
4:30 PM	0	0	0	0	0	0	1	0	0	1	1	0	0	0	0	0	3	0
4:45 PM	0	0	0	0	0	0	1	0	0	0	2	0	0	0	0	0	3	0
5:00 PM	0	0	0	0	1	0	1	0	0	0	2	0	0	0	0	0	4	0

INTERSECTION: *H St--/E 39th St--*
 PROJECT ID#:
 QC JOB #: 10256604

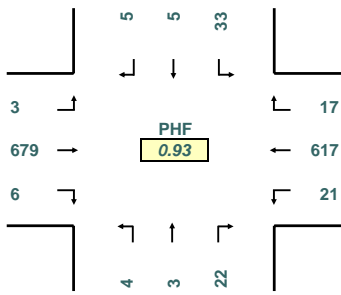
START TIME: 4:00 PM
 END TIME: 6:00 PM
 DATE: 5/24/2007



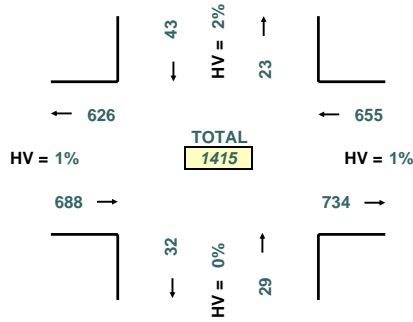
16285 SW 85th Avenue, Ste. 302
 Tigard, OR 97224
 Phone: 503-620-4242
 Fax: 503 620-4545

www.qualitycounts.net

PEAK HOUR TURNING MOVEMENTS



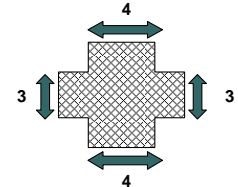
PEAK HOUR LINK VOLUMES



PEAK HOUR: 4:45 PM TO 5:45 PM

PEAK 15 MINUTES: 5:15 PM TO 5:30 PM

PEAK HOUR PED CROSSING VOLUMES



5-MINUTE COUNT PERIOD BEGINNING AT	<i>H St--</i> (Southbound)			<i>E 39th St--</i> (Westbound)			<i>H St--</i> (Northbound)			<i>E 39th St--</i> (Eastbound)			Crosswalk Usage (Peds By Approach)				TOTAL	
	Right	Thru	Left	Right	Thru	Left	Right	Thru	Left	Right	Thru	Left	North	East	South	West	Veh	Peds
4:00 PM	1	0	7	0	49	3	3	0	0	0	51	1	1	0	0	0	115	1
4:05 PM	2	0	1	0	45	1	3	0	0	0	52	0	0	1	0	0	104	1
4:10 PM	2	0	2	0	52	0	4	1	0	0	68	0	0	2	0	0	131	2
4:15 PM	1	0	3	2	56	1	1	0	0	0	73	1	0	0	0	0	138	0
4:20 PM	0	0	5	0	49	2	0	0	0	0	61	0	0	0	0	0	117	0
4:25 PM	1	0	1	1	61	2	1	0	0	0	46	0	0	0	0	0	115	0
4:30 PM	1	0	3	1	36	0	1	1	0	0	54	0	0	0	0	1	97	1
4:35 PM	1	0	2	0	54	2	4	0	0	0	44	0	0	2	0	2	108	4
4:40 PM	0	0	4	0	48	1	1	0	1	1	55	1	2	0	0	0	112	2
4:45 PM	0	0	3	1	51	4	0	0	0	0	43	0	0	1	0	0	103	1
4:50 PM	0	0	0	0	54	1	3	1	1	1	52	0	0	0	0	0	112	0
4:55 PM	0	1	2	1	52	3	1	0	0	0	65	0	1	0	0	2	126	3
5:00 PM	0	0	1	0	44	0	3	0	1	0	57	0	1	0	0	0	106	1
5:05 PM	0	0	4	1	50	1	6	0	0	0	48	0	0	0	0	0	110	0
5:10 PM	1	0	2	2	57	1	1	0	0	0	73	1	2	0	0	0	138	2
5:15 PM	0	0	4	0	59	4	4	0	1	0	61	1	0	0	2	0	134	2
5:20 PM	0	0	5	3	50	2	0	0	0	3	60	0	0	0	0	0	123	0
5:25 PM	2	0	7	2	49	3	0	1	0	0	60	0	0	0	0	0	124	0
5:30 PM	0	3	3	2	46	1	0	1	0	0	56	0	0	2	1	1	112	4
5:35 PM	2	1	0	3	49	0	2	0	1	1	54	0	0	0	1	0	113	1
5:40 PM	0	0	2	2	56	1	2	0	0	0	50	1	0	0	0	0	114	0
5:45 PM	1	0	1	0	52	2	0	0	0	0	38	0	1	0	0	0	94	1
5:50 PM	0	0	1	6	49	0	4	0	0	0	50	0	1	0	1	1	111	3
5:55 PM	0	0	1	1	51	1	2	1	0	0	48	0	0	0	0	0	106	0
HOURLY TOTALS	Southbound			Westbound			Northbound			Eastbound			Pedestrians By Approach				TOTAL	
4:00 PM	9	1	33	6	607	20	22	3	2	8	664	3	4	6	0	5	1378	15
4:15 PM	5	1	30	9	612	18	22	2	3	6	671	3	6	3	0	5	1382	14
4:30 PM	5	1	37	11	604	22	24	3	4	7	672	3	6	3	2	5	1393	16
4:45 PM	5	5	33	17	617	21	22	3	4	6	679	3	4	3	4	3	1415	14
5:00 PM	6	4	31	22	612	16	24	3	3	6	655	3	5	2	5	2	1385	14

INTERSECTION: *H St--/E 39th St--*
 PROJECT ID#:
 QC JOB #: 10256604

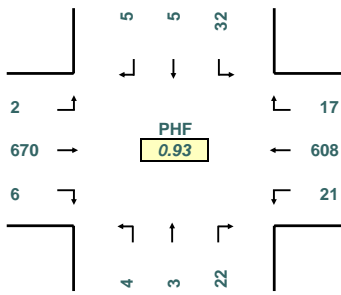
START TIME: 4:00 PM
 END TIME: 6:00 PM
 DATE: 5/24/2007



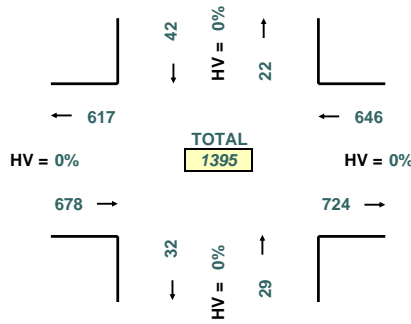
16285 SW 85th Avenue, Ste. 302
 Tigard, OR 97224
 Phone: 503-620-4242
 Fax: 503 620-4545

www.qualitycounts.net

PEAK HOUR TURNING MOVEMENTS



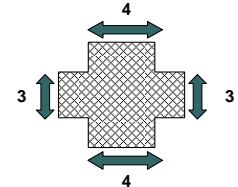
PEAK HOUR LINK VOLUMES



PEAK HOUR: 4:45 PM TO 5:45 PM

PEAK 15 MINUTES: 5:15 PM TO 5:30 PM

PEAK HOUR PED CROSSING VOLUMES



5-MINUTE COUNT PERIOD BEGINNING AT	<i>H St--</i> (Southbound)			<i>E 39th St--</i> (Westbound)			<i>H St--</i> (Northbound)			<i>E 39th St--</i> (Eastbound)			Crosswalk Usage (Peds By Approach)				TOTAL	
	Right	Thru	Left	Right	Thru	Left	Right	Thru	Left	Right	Thru	Left	North	East	South	West	Veh	Peds
4:00 PM	1	0	7	0	46	3	3	0	0	0	51	1	1	0	0	0	112	1
4:05 PM	2	0	1	0	44	1	3	0	0	0	50	0	0	1	0	0	101	1
4:10 PM	2	0	2	0	50	0	4	1	0	2	68	0	0	2	0	0	129	2
4:15 PM	1	0	3	2	54	1	1	0	0	0	66	1	0	0	0	0	129	0
4:20 PM	0	0	5	0	49	2	0	0	0	0	61	0	0	0	0	0	117	0
4:25 PM	1	0	1	1	61	2	1	0	0	2	45	0	0	0	0	0	114	0
4:30 PM	1	0	3	1	35	0	1	1	0	0	53	0	0	0	1	0	95	1
4:35 PM	1	0	2	0	53	2	4	0	0	1	44	0	0	2	0	2	107	4
4:40 PM	0	0	4	0	47	1	1	0	1	1	55	1	2	0	0	0	111	2
4:45 PM	0	0	3	1	51	4	0	0	0	1	41	0	0	1	0	0	101	1
4:50 PM	0	0	0	0	54	1	3	1	1	0	51	0	0	0	0	0	111	0
4:55 PM	0	1	2	1	52	3	1	0	0	1	64	0	1	0	0	2	125	3
5:00 PM	0	0	1	0	43	0	3	0	1	0	55	0	1	0	0	0	103	1
5:05 PM	0	0	4	1	50	1	6	0	0	0	47	0	0	0	0	0	109	0
5:10 PM	1	0	2	2	54	1	1	0	0	0	73	1	2	0	0	0	135	2
5:15 PM	0	0	4	0	58	4	4	0	1	0	61	0	0	0	2	0	132	2
5:20 PM	0	0	4	3	50	2	0	0	0	3	59	0	0	0	0	0	121	0
5:25 PM	2	0	7	2	49	3	0	1	0	0	60	0	0	0	0	0	124	0
5:30 PM	0	3	3	2	45	1	0	1	0	0	55	0	0	2	1	1	110	4
5:35 PM	2	1	0	3	49	0	2	0	1	1	54	0	0	0	1	0	113	1
5:40 PM	0	0	2	2	53	1	2	0	0	0	50	1	0	0	0	0	111	0
5:45 PM	1	0	1	0	52	3	0	0	0	0	38	0	1	0	0	0	95	1
5:50 PM	0	0	1	6	48	0	4	0	0	1	50	0	1	0	1	1	110	3
5:55 PM	0	0	1	1	51	1	2	1	0	1	48	0	0	0	0	0	106	0
HOURLY TOTALS	Southbound			Westbound			Northbound			Eastbound			Pedestrians By Approach				TOTAL	
4:00 PM	9	1	33	6	596	20	22	3	2	8	649	3	4	6	0	5	1352	15
4:15 PM	5	1	30	9	603	18	22	2	3	6	655	3	6	3	0	5	1357	14
4:30 PM	5	1	36	11	596	22	24	3	4	7	663	2	6	3	2	5	1374	16
4:45 PM	5	5	32	17	608	21	22	3	4	6	670	2	4	3	4	3	1395	14
5:00 PM	6	4	30	22	602	17	24	3	3	6	650	2	5	2	5	2	1369	14

INTERSECTION: *H St--/E 39th St--*
 PROJECT ID#:
 QC JOB #: 10256604

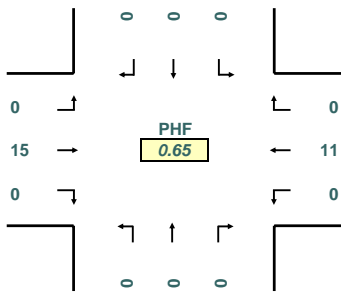
START TIME: 4:00 PM
 END TIME: 6:00 PM
 DATE: 5/24/2007



16285 SW 85th Avenue, Ste. 302
 Tigard, OR 97224
 Phone: 503-620-4242
 Fax: 503 620-4545

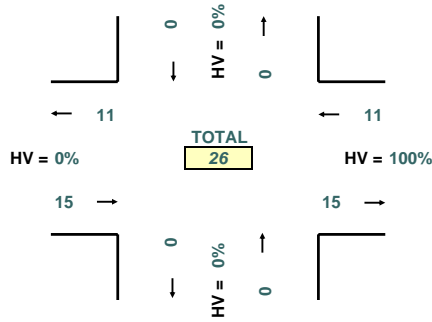
www.qualitycounts.net

PEAK HOUR TURNING MOVEMENTS



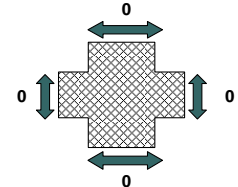
PEAK HOUR: 4:00 PM TO 5:00 PM

PEAK HOUR LINK VOLUMES



PEAK 15 MINUTES: 4:15 PM TO 4:30 PM

PEAK HOUR PED CROSSING VOLUMES



5-MINUTE COUNT PERIOD BEGINNING AT	<i>H St--</i> (Southbound)			<i>E 39th St--</i> (Westbound)			<i>H St--</i> (Northbound)			<i>E 39th St--</i> (Eastbound)			Crosswalk Usage (Peds By Approach)				TOTAL	
	Right	Thru	Left	Right	Thru	Left	Right	Thru	Left	Right	Thru	Left	North	East	South	West	Veh	Peds
4:00 PM	0	0	0	0	3	0	0	0	0	0	0	0	0	0	0	0	3	0
4:05 PM	0	0	0	0	1	0	0	0	0	0	0	0	0	0	0	0	3	0
4:10 PM	0	0	0	0	2	0	0	0	0	0	0	0	0	0	0	0	2	0
4:15 PM	0	0	0	0	2	0	0	0	0	0	0	0	0	0	0	0	9	0
4:20 PM	0	0	0	0	0	0	0	0	0	0	0	0	0	0	0	0	0	0
4:25 PM	0	0	0	0	0	0	0	0	0	1	0	0	0	0	0	0	1	0
4:30 PM	0	0	0	0	1	0	0	0	0	1	0	0	0	0	0	0	2	0
4:35 PM	0	0	0	0	1	0	0	0	0	0	0	0	0	0	0	0	1	0
4:40 PM	0	0	0	0	1	0	0	0	0	0	0	0	0	0	0	0	1	0
4:45 PM	0	0	0	0	0	0	0	0	0	2	0	0	0	0	0	0	2	0
4:50 PM	0	0	0	0	0	0	0	0	0	1	0	0	0	0	0	0	1	0
4:55 PM	0	0	0	0	0	0	0	0	0	1	0	0	0	0	0	0	1	0
5:00 PM	0	0	0	0	1	0	0	0	0	2	0	0	0	0	0	0	3	0
5:05 PM	0	0	0	0	0	0	0	0	0	1	0	0	0	0	0	0	1	0
5:10 PM	0	0	0	0	3	0	0	0	0	0	0	0	0	0	0	0	3	0
5:15 PM	0	0	0	0	1	0	0	0	0	0	1	0	0	0	0	0	2	0
5:20 PM	0	0	1	0	0	0	0	0	0	1	0	0	0	0	0	0	2	0
5:25 PM	0	0	0	0	0	0	0	0	0	0	0	0	0	0	0	0	0	0
5:30 PM	0	0	0	0	1	0	0	0	0	1	0	0	0	0	0	0	2	0
5:35 PM	0	0	0	0	0	0	0	0	0	0	0	0	0	0	0	0	0	0
5:40 PM	0	0	0	0	3	0	0	0	0	0	0	0	0	0	0	0	3	0
5:45 PM	0	0	0	0	0	1	0	0	0	0	0	0	0	0	0	0	1	0
5:50 PM	0	0	0	0	1	0	0	0	0	0	0	0	0	0	0	0	1	0
5:55 PM	0	0	0	0	0	0	0	0	0	0	0	0	0	0	0	0	0	0
HOURLY TOTALS	Southbound			Westbound			Northbound			Eastbound			Pedestrians By Approach				TOTAL	
	Right	Thru	Left	Right	Thru	Left	Right	Thru	Left	Right	Thru	Left	West	East	North	South	Veh	Peds
4:00 PM	0	0	0	0	11	0	0	0	0	15	0	0	0	0	0	0	26	0
4:15 PM	0	0	0	0	9	0	0	0	0	16	0	0	0	0	0	0	25	0
4:30 PM	0	0	1	0	8	0	0	0	0	9	1	0	0	0	0	0	19	0
4:45 PM	0	0	1	0	9	0	0	0	0	9	1	0	0	0	0	0	20	0
5:00 PM	0	0	1	0	10	1	0	0	0	5	1	0	0	0	0	0	18	0

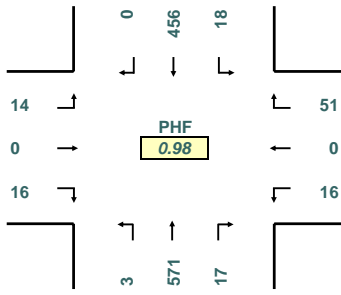
INTERSECTION: *Main St--/E 40th St--*
 PROJECT ID#:
 QC JOB #: 10256603

START TIME: 4:00 PM
 END TIME: 6:00 PM
 DATE: 5/30/2007

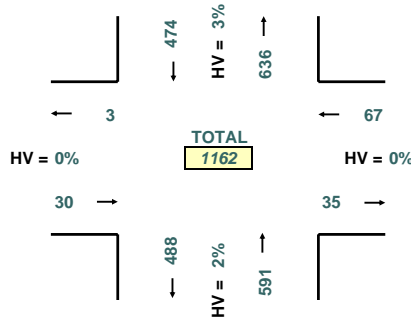


QUALITY COUNTS
 16285 SW 85th Avenue, Ste. 302
 Tigard, OR 97224
 Phone: 503-620-4242
 Fax: 503 620-4545
 www.qualitycounts.net

PEAK HOUR TURNING MOVEMENTS



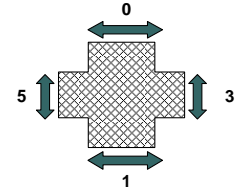
PEAK HOUR LINK VOLUMES



PEAK HOUR: 4:30 PM TO 5:30 PM

PEAK 15 MINUTES: 5:15 PM TO 5:30 PM

PEAK HOUR PED CROSSING VOLUMES



5-MINUTE COUNT PERIOD BEGINNING AT	Main St-- (Southbound)			E 40th St-- (Westbound)			Main St-- (Northbound)			E 40th St-- (Eastbound)			Crosswalk Usage (Peds By Approach)				TOTAL	
	Right	Thru	Left	Right	Thru	Left	Right	Thru	Left	Right	Thru	Left	North	East	South	West	Veh	Peds
4:00 PM	0	30	1	3	1	1	4	45	1	1	0	0	0	0	0	1	87	1
4:05 PM	0	26	1	2	0	2	1	41	0	0	0	0	0	0	0	0	73	0
4:10 PM	0	26	4	1	1	1	1	38	0	0	0	0	0	0	0	0	72	0
4:15 PM	0	32	1	3	0	1	2	42	0	0	0	0	0	0	0	0	81	0
4:20 PM	0	42	2	3	0	0	0	53	0	0	0	0	1	0	0	0	100	1
4:25 PM	0	57	1	4	0	2	2	36	1	1	0	2	0	1	0	0	106	1
4:30 PM	0	43	4	5	0	1	7	44	1	6	0	3	0	0	0	0	114	0
4:35 PM	0	35	2	11	0	4	1	35	1	2	0	3	0	0	0	0	94	0
4:40 PM	0	35	1	4	0	1	0	42	0	2	0	0	0	0	0	0	85	0
4:45 PM	0	48	0	8	0	1	3	24	0	0	0	1	0	0	1	0	85	1
4:50 PM	0	47	1	2	0	0	2	44	0	1	0	0	0	0	0	0	97	0
4:55 PM	0	36	1	3	0	2	0	53	0	0	0	0	0	0	0	0	95	0
5:00 PM	0	32	1	3	0	5	0	43	0	2	0	3	0	3	0	0	89	3
5:05 PM	0	44	2	2	0	1	1	51	0	0	0	1	0	0	0	2	102	2
5:10 PM	0	40	2	0	0	0	1	60	1	1	0	0	0	0	0	2	105	2
5:15 PM	0	27	2	3	0	0	2	56	0	1	0	3	0	0	0	1	94	1
5:20 PM	0	27	0	3	0	0	0	65	0	0	0	0	0	0	0	0	95	0
5:25 PM	0	42	2	7	0	1	0	54	0	1	0	0	0	0	0	0	107	0
5:30 PM	0	36	2	3	0	4	3	46	0	1	0	2	0	0	0	0	97	0
5:35 PM	0	44	1	5	0	0	0	49	0	0	0	0	0	0	0	0	99	0
5:40 PM	0	43	1	5	0	0	1	42	1	1	0	0	0	0	0	0	94	0
5:45 PM	0	43	1	2	0	1	0	36	0	0	0	0	0	0	1	0	83	1
5:50 PM	0	43	0	1	0	0	0	37	0	0	0	0	0	0	0	0	81	0
5:55 PM	0	35	1	4	0	0	2	44	0	0	0	0	0	0	0	0	86	0
HOURLY TOTALS	Southbound			Westbound			Northbound			Eastbound			Pedestrians By Approach				TOTAL	
4:00 PM	0	457	19	49	2	16	23	497	4	13	0	9	0	2	1	1	1089	4
4:15 PM	0	491	18	48	0	18	19	527	4	15	0	13	0	5	1	4	1153	10
4:30 PM	0	456	18	51	0	16	17	571	3	16	0	14	0	3	1	5	1162	9
4:45 PM	0	466	15	44	0	14	13	587	2	8	0	10	0	3	1	5	1159	9
5:00 PM	0	456	15	38	0	12	10	583	2	7	0	9	0	3	0	6	1132	9

INTERSECTION: *Main St--/E 40th St--*
 PROJECT ID#:
 QC JOB #: 10256603

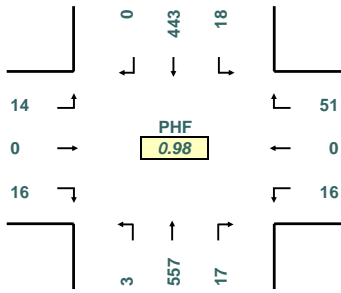
START TIME: 4:00 PM
 END TIME: 6:00 PM
 DATE: 5/30/2007



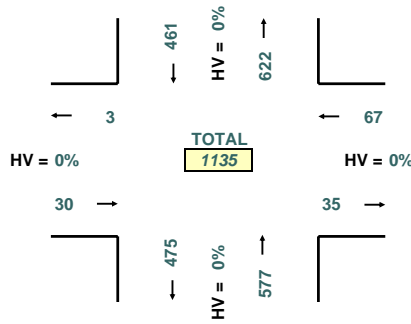
16285 SW 85th Avenue, Ste. 302
 Tigard, OR 97224
 Phone: 503-620-4242
 Fax: 503 620-4545

www.qualitycounts.net

PEAK HOUR TURNING MOVEMENTS



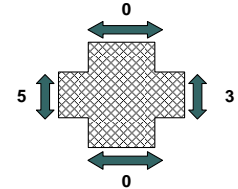
PEAK HOUR LINK VOLUMES



PEAK HOUR: 4:30 PM TO 5:30 PM

PEAK 15 MINUTES: 5:15 PM TO 5:30 PM

PEAK HOUR PED CROSSING VOLUMES



5-MINUTE COUNT PERIOD BEGINNING AT	Main St-- (Southbound)			E 40th St-- (Westbound)			Main St-- (Northbound)			E 40th St-- (Eastbound)			Crosswalk Usage (Peds By Approach)				TOTAL	
	Right	Thru	Left	Right	Thru	Left	Right	Thru	Left	Right	Thru	Left	North	East	South	West	Veh	Peds
4:00 PM	0	30	1	3	1	0	3	44	1	1	0	0	0	0	0	1	84	1
4:05 PM	0	24	1	2	0	1	1	39	0	0	0	0	0	0	0	0	68	0
4:10 PM	0	25	4	1	1	1	1	36	0	0	0	0	0	0	0	0	69	0
4:15 PM	0	31	1	3	0	1	2	41	0	0	0	0	0	0	0	0	79	0
4:20 PM	0	42	2	3	0	0	0	52	0	0	0	0	1	0	0	0	99	1
4:25 PM	0	54	1	4	0	2	2	35	1	1	0	2	0	1	0	0	102	1
4:30 PM	0	42	4	5	0	1	7	43	1	6	0	3	0	0	0	0	112	0
4:35 PM	0	34	2	11	0	4	1	34	1	2	0	3	0	0	0	0	92	0
4:40 PM	0	35	1	4	0	1	0	40	0	2	0	0	0	0	0	0	83	0
4:45 PM	0	47	0	8	0	1	3	24	0	0	0	1	0	0	0	0	84	0
4:50 PM	0	44	1	2	0	0	2	43	0	1	0	0	0	0	0	0	93	0
4:55 PM	0	36	1	3	0	2	0	52	0	0	0	0	0	0	0	0	94	0
5:00 PM	0	31	1	3	0	5	0	42	0	2	0	3	0	3	0	0	87	3
5:05 PM	0	42	2	2	0	1	1	51	0	0	0	1	0	0	0	2	100	2
5:10 PM	0	38	2	0	0	0	1	57	1	1	0	0	0	0	0	2	100	2
5:15 PM	0	26	2	3	0	0	2	54	0	1	0	3	0	0	0	1	91	1
5:20 PM	0	27	0	3	0	0	0	65	0	0	0	0	0	0	0	0	95	0
5:25 PM	0	41	2	7	0	1	0	52	0	1	0	0	0	0	0	0	104	0
5:30 PM	0	34	2	3	0	4	3	46	0	1	0	2	0	0	0	0	95	0
5:35 PM	0	44	1	5	0	0	0	48	0	0	0	0	0	0	0	0	98	0
5:40 PM	0	42	1	5	0	0	1	41	1	1	0	0	0	0	0	0	92	0
5:45 PM	0	42	1	2	0	1	0	34	0	0	0	0	0	0	0	1	80	1
5:50 PM	0	42	0	1	0	0	0	36	0	0	0	0	0	0	0	0	79	0
5:55 PM	0	32	1	4	0	0	2	44	0	0	0	0	0	0	0	0	83	0
HOURLY TOTALS	Southbound			Westbound			Northbound			Eastbound			Pedestrians By Approach				TOTAL	
4:00 PM	0	444	19	49	2	14	22	483	4	13	0	9	0	2	0	1	1059	3
4:15 PM	0	476	18	48	0	18	19	514	4	15	0	13	0	5	0	4	1125	9
4:30 PM	0	443	18	51	0	16	17	557	3	16	0	14	0	3	0	5	1135	8
4:45 PM	0	452	15	44	0	14	13	575	2	8	0	10	0	3	0	5	1133	8
5:00 PM	0	441	15	38	0	12	10	570	2	7	0	9	0	3	0	6	1104	9

INTERSECTION: *Main St--E 40th St--*
 PROJECT ID#:
 QC JOB #: 10256603

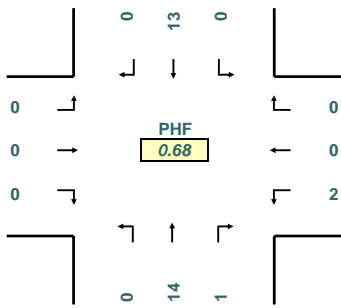
START TIME: 4:00 PM
 END TIME: 6:00 PM
 DATE: 5/30/2007



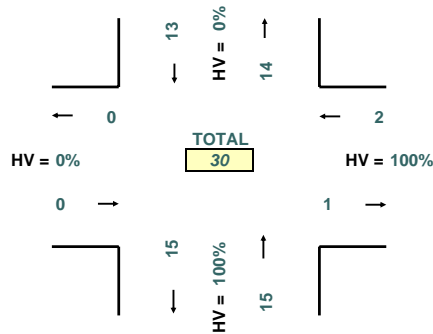
16285 SW 85th Avenue, Ste. 302
 Tigard, OR 97224
 Phone: 503-620-4242
 Fax: 503 620-4545

www.qualitycounts.net

PEAK HOUR TURNING MOVEMENTS



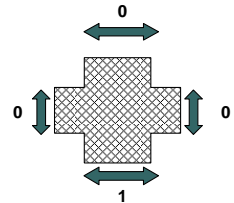
PEAK HOUR LINK VOLUMES



PEAK HOUR: 4:00 PM TO 5:00 PM

PEAK 15 MINUTES: 4:00 PM TO 4:15 PM

PEAK HOUR PED CROSSING VOLUMES



5-MINUTE COUNT PERIOD BEGINNING AT	Main St-- (Southbound)			E 40th St-- (Westbound)			Main St-- (Northbound)			E 40th St-- (Eastbound)			Crosswalk Usage (Peds By Approach)				TOTAL	
	Right	Thru	Left	Right	Thru	Left	Right	Thru	Left	Right	Thru	Left	North	East	South	West	Veh	Peds
4:00 PM	0	0	0	0	0	1	1	1	0	0	0	0	0	0	0	0	3	0
4:05 PM	0	2	0	0	0	1	0	2	0	0	0	0	0	0	0	0	5	0
4:10 PM	0	1	0	0	0	0	0	2	0	0	0	0	0	0	0	0	3	0
4:15 PM	0	1	0	0	0	0	0	1	0	0	0	0	0	0	0	0	2	0
4:20 PM	0	0	0	0	0	0	0	1	0	0	0	0	0	0	0	0	1	0
4:25 PM	0	3	0	0	0	0	0	1	0	0	0	0	0	0	0	0	4	0
4:30 PM	0	1	0	0	0	0	0	1	0	0	0	0	0	0	0	0	2	0
4:35 PM	0	1	0	0	0	0	0	1	0	0	0	0	0	0	0	0	2	0
4:40 PM	0	0	0	0	0	0	0	2	0	0	0	0	0	0	0	0	2	0
4:45 PM	0	1	0	0	0	0	0	0	0	0	0	0	0	1	0	0	1	1
4:50 PM	0	3	0	0	0	0	0	1	0	0	0	0	0	0	0	0	4	0
4:55 PM	0	0	0	0	0	0	0	1	0	0	0	0	0	0	0	0	1	0
5:00 PM	0	1	0	0	0	0	0	1	0	0	0	0	0	0	0	0	2	0
5:05 PM	0	2	0	0	0	0	0	0	0	0	0	0	0	0	0	0	2	0
5:10 PM	0	2	0	0	0	0	0	3	0	0	0	0	0	0	0	0	5	0
5:15 PM	0	1	0	0	0	0	0	2	0	0	0	0	0	0	0	0	3	0
5:20 PM	0	0	0	0	0	0	0	0	0	0	0	0	0	0	0	0	0	0
5:25 PM	0	1	0	0	0	0	0	2	0	0	0	0	0	0	0	0	3	0
5:30 PM	0	2	0	0	0	0	0	0	0	0	0	0	0	0	0	0	2	0
5:35 PM	0	0	0	0	0	0	0	1	0	0	0	0	0	0	0	0	1	0
5:40 PM	0	1	0	0	0	0	0	1	0	0	0	0	0	0	0	0	2	0
5:45 PM	0	1	0	0	0	0	0	2	0	0	0	0	0	0	0	0	3	0
5:50 PM	0	1	0	0	0	0	0	1	0	0	0	0	0	0	0	0	2	0
5:55 PM	0	3	0	0	0	0	0	0	0	0	0	0	0	0	0	0	3	0
HOURLY TOTALS	Southbound			Westbound			Northbound			Eastbound			Pedestrians By Approach				TOTAL	
4:00 PM	0	13	0	0	0	2	1	14	0	0	0	0	0	0	1	0	30	1
4:15 PM	0	15	0	0	0	0	0	13	0	0	0	0	0	0	1	0	28	1
4:30 PM	0	13	0	0	0	0	0	14	0	0	0	0	0	0	1	0	27	1
4:45 PM	0	14	0	0	0	0	0	12	0	0	0	0	0	0	1	0	26	1
5:00 PM	0	15	0	0	0	0	0	13	0	0	0	0	0	0	0	0	28	0

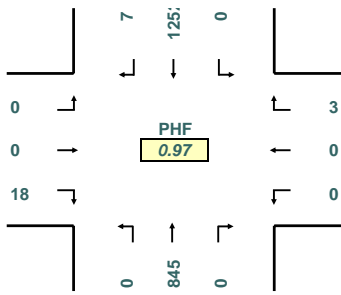
INTERSECTION: *NE MLK Jr Blvd--NE Hancock St--*
 PROJECT ID#:
 QC JOB #: 10247115

START TIME: 7:00 AM
 END TIME: 9:00 AM
 DATE: 4/11/2007



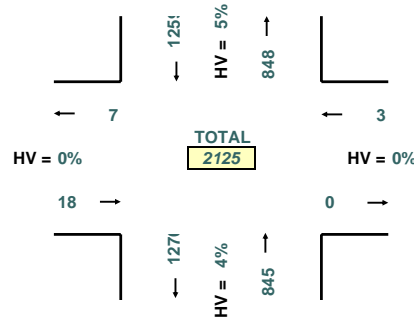
QUALITY COUNTS
 16285 SW 85th Avenue, Ste. 302
 Tigard, OR 97224
 Phone: 503-620-4242
 Fax: 503 620-4545
 www.qualitycounts.net

PEAK HOUR TURNING MOVEMENTS



PHF
0.97

PEAK HOUR LINK VOLUMES

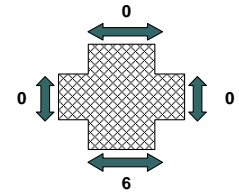


TOTAL
2125

PEAK HOUR: 8:00 AM TO 9:00 AM

PEAK 15 MINUTES: 8:45 AM TO 9:00 AM

PEAK HOUR PED CROSSING VOLUMES



5-MINUTE COUNT PERIOD BEGINNING AT	NE MLK Jr Blvd-- (Southbound)			NE Hancock St-- (Westbound)			NE MLK Jr Blvd-- (Northbound)			NE Hancock St-- (Eastbound)			Crosswalk Usage (Peds By Approach)				TOTAL	
	Right	Thru	Left	Right	Thru	Left	Right	Thru	Left	Right	Thru	Left	North	East	South	West	Veh	Peds
7:00 AM	0	66	0	0	0	0	0	43	0	0	0	0	0	0	0	0	109	0
7:05 AM	0	53	0	0	0	0	0	39	0	0	0	0	0	0	0	0	92	0
7:10 AM	0	83	0	0	0	0	0	36	0	1	0	0	0	0	0	0	120	0
7:15 AM	0	69	0	0	0	0	1	33	0	1	0	0	0	0	0	0	104	0
7:20 AM	1	82	0	0	0	0	0	54	0	0	0	0	0	1	0	0	137	1
7:25 AM	0	94	0	0	0	0	0	49	0	0	0	0	0	0	0	0	143	0
7:30 AM	0	101	0	0	0	0	0	38	0	0	0	0	0	0	0	0	139	0
7:35 AM	0	104	0	0	0	0	0	50	0	1	0	0	0	0	0	0	155	0
7:40 AM	0	116	0	0	0	0	0	57	0	0	0	0	0	1	0	0	173	1
7:45 AM	1	123	0	0	0	0	0	52	0	1	0	0	0	0	0	0	177	0
7:50 AM	1	97	0	0	0	0	0	57	0	0	0	0	0	2	0	0	155	2
7:55 AM	0	118	0	0	0	0	0	75	0	0	0	0	0	0	0	0	193	0
8:00 AM	0	97	0	0	0	0	0	53	0	0	0	0	0	1	0	0	150	1
8:05 AM	1	110	0	0	0	0	0	64	0	0	0	0	0	1	0	0	175	1
8:10 AM	1	108	0	0	0	0	0	71	0	0	0	0	0	2	0	0	180	2
8:15 AM	0	101	0	0	0	0	0	62	0	4	0	0	0	0	0	0	167	0
8:20 AM	0	105	0	0	0	0	0	66	0	0	0	0	0	2	0	0	171	2
8:25 AM	0	122	0	0	0	0	0	70	0	3	0	0	0	0	0	0	195	0
8:30 AM	2	86	0	0	0	0	0	87	0	1	0	0	0	0	0	0	176	0
8:35 AM	0	81	0	1	0	0	0	74	0	0	0	0	0	0	0	0	156	0
8:40 AM	3	126	0	0	0	0	0	75	0	2	0	0	0	0	0	0	206	0
8:45 AM	0	110	0	1	0	0	0	66	0	3	0	0	0	0	0	0	180	0
8:50 AM	0	93	0	1	0	0	0	87	0	2	0	0	0	0	0	0	183	0
8:55 AM	0	113	0	0	0	0	0	70	0	3	0	0	0	0	0	0	186	0
HOURLY TOTALS	Southbound			Westbound			Northbound			Eastbound			Pedestrians By Approach				TOTAL	
	Right	Thru	Left	Right	Thru	Left	Right	Thru	Left	Right	Thru	Left	North	East	South	West	Veh	Peds
7:00 AM	3	1106	0	0	0	0	1	583	0	4	0	0	0	0	4	0	1697	4
7:15 AM	5	1219	0	0	0	0	1	653	0	3	0	0	0	0	8	0	1881	8
7:30 AM	4	1302	0	0	0	0	0	715	0	9	0	0	0	0	9	0	2030	9
7:45 AM	9	1274	0	1	0	0	0	806	0	11	0	0	0	0	8	0	2101	8
8:00 AM	7	1252	0	3	0	0	0	845	0	18	0	0	0	0	6	0	2125	6

INTERSECTION: *NE MLK Jr Blvd--NE Hancock St--*
 PROJECT ID#:
 QC JOB #: 10247115

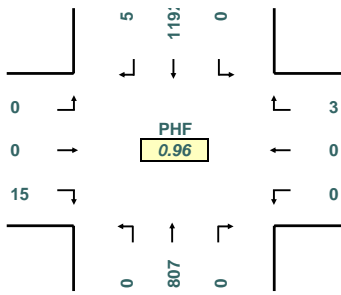
START TIME: 7:00 AM
 END TIME: 9:00 AM
 DATE: 4/11/2007



16285 SW 85th Avenue, Ste. 302
 Tigard, OR 97224
 Phone: 503-620-4242
 Fax: 503 620-4545

www.qualitycounts.net

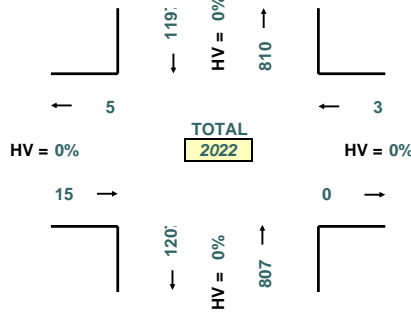
PEAK HOUR TURNING MOVEMENTS



PHF
0.96

PEAK HOUR: 8:00 AM TO 9:00 AM

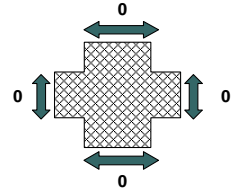
PEAK HOUR LINK VOLUMES



TOTAL
2022

PEAK 15 MINUTES: 8:45 AM TO 9:00 AM

PEAK HOUR PED CROSSING VOLUMES



5-MINUTE COUNT PERIOD BEGINNING AT	NE MLK Jr Blvd-- (Southbound)			NE Hancock St-- (Westbound)			NE MLK Jr Blvd-- (Northbound)			NE Hancock St-- (Eastbound)			Crosswalk Usage (Peds By Approach)				TOTAL	
	Right	Thru	Left	Right	Thru	Left	Right	Thru	Left	Right	Thru	Left	North	East	South	West	Veh	Peds
7:00 AM	0	65	0	0	0	0	0	42	0	0	0	0	0	0	0	0	107	0
7:05 AM	0	51	0	0	0	0	0	37	0	0	0	0	0	0	0	0	88	0
7:10 AM	0	80	0	0	0	0	0	35	0	1	0	0	0	0	0	0	116	0
7:15 AM	0	68	0	0	0	0	1	32	0	1	0	0	0	0	0	0	102	0
7:20 AM	1	77	0	0	0	0	0	51	0	0	0	0	0	0	0	0	129	0
7:25 AM	0	88	0	0	0	0	0	48	0	0	0	0	0	0	0	0	136	0
7:30 AM	0	92	0	0	0	0	0	38	0	0	0	0	0	0	0	0	130	0
7:35 AM	0	101	0	0	0	0	0	48	0	1	0	0	0	0	0	0	150	0
7:40 AM	0	112	0	0	0	0	0	56	0	0	0	0	0	0	0	0	168	0
7:45 AM	1	119	0	0	0	0	0	48	0	0	0	0	0	0	0	0	168	0
7:50 AM	1	91	0	0	0	0	0	55	0	0	0	0	0	0	0	0	147	0
7:55 AM	0	116	0	0	0	0	0	73	0	0	0	0	0	0	0	0	189	0
8:00 AM	0	92	0	0	0	0	0	51	0	0	0	0	0	0	0	0	143	0
8:05 AM	1	103	0	0	0	0	0	63	0	0	0	0	0	0	0	0	167	0
8:10 AM	0	106	0	0	0	0	0	64	0	0	0	0	0	0	0	0	170	0
8:15 AM	0	93	0	0	0	0	0	57	0	4	0	0	0	0	0	0	154	0
8:20 AM	0	100	0	0	0	0	0	65	0	0	0	0	0	0	0	0	165	0
8:25 AM	0	114	0	0	0	0	0	63	0	1	0	0	0	0	0	0	178	0
8:30 AM	2	84	0	0	0	0	0	86	0	1	0	0	0	0	0	0	173	0
8:35 AM	0	79	0	1	0	0	0	70	0	0	0	0	0	0	0	0	150	0
8:40 AM	2	117	0	0	0	0	0	74	0	2	0	0	0	0	0	0	195	0
8:45 AM	0	106	0	1	0	0	0	62	0	3	0	0	0	0	0	0	172	0
8:50 AM	0	88	0	1	0	0	0	85	0	2	0	0	0	0	0	0	176	0
8:55 AM	0	110	0	0	0	0	0	67	0	2	0	0	0	0	0	0	179	0
HOURLY TOTALS	Southbound			Westbound			Northbound			Eastbound			Pedestrians By Approach				TOTAL	
7:00 AM	3	1060	0	0	0	0	1	563	0	3	0	0	0	0	0	0	1630	0
7:15 AM	4	1165	0	0	0	0	1	627	0	2	0	0	0	0	0	0	1799	0
7:30 AM	3	1239	0	0	0	0	0	681	0	6	0	0	0	0	0	0	1929	0
7:45 AM	7	1214	0	1	0	0	0	769	0	8	0	0	0	0	0	0	1999	0
8:00 AM	5	1192	0	3	0	0	0	807	0	15	0	0	0	0	0	0	2022	0

Heavy Vehicles

INTERSECTION: *NE MLK Jr Blvd--NE Hancock St--*
 PROJECT ID#:
 QC JOB #: 10247115

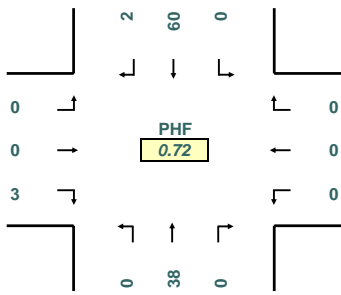
START TIME: 7:00 AM
 END TIME: 9:00 AM
 DATE: 4/11/2007



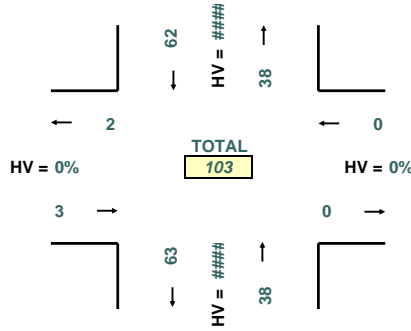
16285 SW 85th Avenue, Ste. 302
 Tigard, OR 97224
 Phone: 503-620-4242
 Fax: 503 620-4545

www.qualitycounts.net

PEAK HOUR TURNING MOVEMENTS



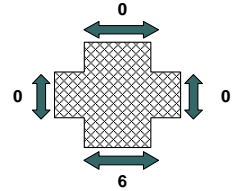
PEAK HOUR LINK VOLUMES



PEAK HOUR: 8:00 AM TO 9:00 AM

PEAK 15 MINUTES: 8:15 AM TO 8:30 AM

PEAK HOUR PED CROSSING VOLUMES



5-MINUTE COUNT PERIOD BEGINNING AT	NE MLK Jr Blvd-- (Southbound)			NE Hancock St-- (Westbound)			NE MLK Jr Blvd-- (Northbound)			NE Hancock St-- (Eastbound)			Crosswalk Usage (Peds By Approach)				TOTAL	
	Right	Thru	Left	Right	Thru	Left	Right	Thru	Left	Right	Thru	Left	North	East	South	West	Veh	Peds
7:00 AM	0	1	0	0	0	0	0	1	0	0	0	0	0	0	0	0	2	0
7:05 AM	0	2	0	0	0	0	0	2	0	0	0	0	0	0	0	0	4	0
7:10 AM	0	3	0	0	0	0	0	1	0	0	0	0	0	0	0	0	4	0
7:15 AM	0	1	0	0	0	0	0	1	0	0	0	0	0	0	0	0	2	0
7:20 AM	0	5	0	0	0	0	0	3	0	0	0	0	0	1	0	0	8	1
7:25 AM	0	6	0	0	0	0	0	1	0	0	0	0	0	0	0	0	7	0
7:30 AM	0	9	0	0	0	0	0	0	0	0	0	0	0	0	0	0	9	0
7:35 AM	0	3	0	0	0	0	0	2	0	0	0	0	0	0	0	0	5	0
7:40 AM	0	4	0	0	0	0	0	1	0	0	0	0	0	1	0	0	5	1
7:45 AM	0	4	0	0	0	0	0	4	0	1	0	0	0	0	0	0	9	0
7:50 AM	0	6	0	0	0	0	0	2	0	0	0	0	0	2	0	0	8	2
7:55 AM	0	2	0	0	0	0	0	2	0	0	0	0	0	0	0	0	4	0
8:00 AM	0	5	0	0	0	0	0	2	0	0	0	0	0	1	0	0	7	1
8:05 AM	0	7	0	0	0	0	0	1	0	0	0	0	0	1	0	0	8	1
8:10 AM	1	2	0	0	0	0	0	7	0	0	0	0	0	2	0	0	10	2
8:15 AM	0	8	0	0	0	0	0	5	0	0	0	0	0	0	0	0	13	0
8:20 AM	0	5	0	0	0	0	0	1	0	0	0	0	0	2	0	0	6	2
8:25 AM	0	8	0	0	0	0	0	7	0	2	0	0	0	0	0	0	17	0
8:30 AM	0	2	0	0	0	0	0	1	0	0	0	0	0	0	0	0	3	0
8:35 AM	0	2	0	0	0	0	0	4	0	0	0	0	0	0	0	0	6	0
8:40 AM	1	9	0	0	0	0	0	1	0	0	0	0	0	0	0	0	11	0
8:45 AM	0	4	0	0	0	0	0	4	0	0	0	0	0	0	0	0	8	0
8:50 AM	0	5	0	0	0	0	0	2	0	0	0	0	0	0	0	0	7	0
8:55 AM	0	3	0	0	0	0	0	3	0	1	0	0	0	0	0	0	7	0
HOURLY TOTALS	Southbound			Westbound			Northbound			Eastbound			Pedestrians By Approach				TOTAL	
7:00 AM	0	46	0	0	0	0	0	20	0	1	0	0	0	0	4	0	67	4
7:15 AM	1	54	0	0	0	0	0	26	0	1	0	0	0	0	8	0	82	8
7:30 AM	1	63	0	0	0	0	0	34	0	3	0	0	0	0	9	0	101	9
7:45 AM	2	60	0	0	0	0	0	37	0	3	0	0	0	0	8	0	102	8
8:00 AM	2	60	0	0	0	0	0	38	0	3	0	0	0	0	6	0	103	6

INTERSECTION: *N Interstate Ave--N Tillamook St--*
 PROJECT ID#:
 QC JOB #: 10247101

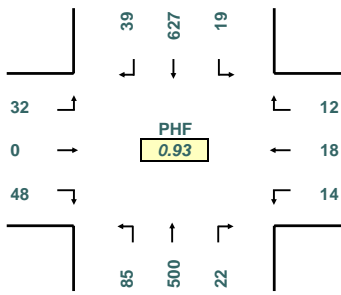
START TIME: 7:00 AM
 END TIME: 9:00 AM
 DATE: 4/11/2007



16285 SW 85th Avenue, Ste. 302
 Tigard, OR 97224
 Phone: 503-620-4242
 Fax: 503 620-4545

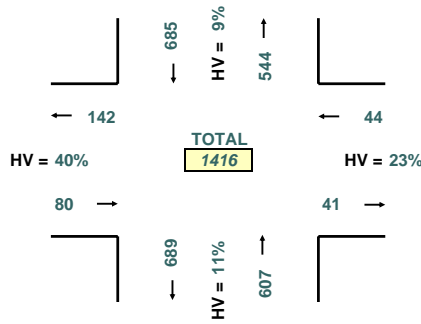
www.qualitycounts.net

PEAK HOUR TURNING MOVEMENTS



PHF
 0.93

PEAK HOUR LINK VOLUMES

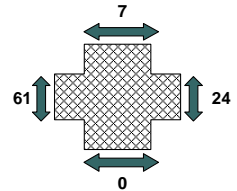


TOTAL
 1416

PEAK HOUR: 7:30 AM TO 8:30 AM

PEAK 15 MINUTES: 7:45 AM TO 8:00 AM

PEAK HOUR PED CROSSING VOLUMES



5-MINUTE COUNT PERIOD BEGINNING AT	<i>N Interstate Ave-- (Southbound)</i>			<i>N Tillamook St-- (Westbound)</i>			<i>N Interstate Ave-- (Northbound)</i>			<i>N Tillamook St-- (Eastbound)</i>			Crosswalk Usage (Peds By Approach)				TOTAL	
	Right	Thru	Left	Right	Thru	Left	Right	Thru	Left	Right	Thru	Left	North	East	South	West	Veh	Peds
7:00 AM	7	27	0	2	1	0	2	26	8	0	1	0	3	1	0	0	74	4
7:05 AM	1	30	0	2	0	1	0	31	8	2	0	1	6	0	4	1	77	11
7:10 AM	3	29	1	0	1	2	1	26	2	1	0	3	5	0	1	0	69	6
7:15 AM	3	28	4	1	1	2	1	38	8	4	0	1	2	4	0	2	91	8
7:20 AM	2	49	1	2	1	0	3	48	8	2	0	0	1	0	0	4	116	5
7:25 AM	3	41	1	0	0	0	0	30	6	8	0	1	0	1	0	10	90	11
7:30 AM	4	44	1	2	2	3	4	33	11	3	0	9	0	2	0	4	116	6
7:35 AM	1	39	2	2	0	0	1	37	10	4	0	1	0	0	0	4	97	4
7:40 AM	2	56	3	0	4	2	1	40	7	4	0	0	0	2	0	6	119	8
7:45 AM	2	48	0	2	1	0	4	38	6	3	0	0	0	3	0	2	104	5
7:50 AM	2	64	1	1	1	2	1	44	4	5	0	1	3	2	0	8	126	13
7:55 AM	1	67	0	0	3	1	0	63	9	3	0	3	1	1	0	2	150	4
8:00 AM	9	53	2	1	3	3	0	46	7	3	0	2	0	2	0	5	129	7
8:05 AM	5	57	2	1	1	2	3	46	6	1	0	1	1	4	0	6	125	11
8:10 AM	4	44	4	2	2	0	3	39	5	6	0	3	0	1	0	8	112	9
8:15 AM	1	37	1	0	1	0	0	35	8	4	0	5	1	3	0	3	92	7
8:20 AM	2	51	2	1	0	1	2	52	6	7	0	4	0	2	0	5	128	7
8:25 AM	6	67	1	0	0	0	3	27	6	5	0	3	1	2	0	8	118	11
8:30 AM	3	49	3	1	1	3	4	36	7	9	0	4	1	1	0	12	120	14
8:35 AM	3	35	1	0	0	0	1	37	5	6	0	3	2	3	1	4	91	10
8:40 AM	5	44	1	1	0	3	1	37	7	11	0	2	2	0	0	4	112	6
8:45 AM	4	44	5	1	1	1	4	33	5	5	0	2	1	1	0	7	105	9
8:50 AM	3	58	4	1	1	1	2	37	9	6	0	2	0	2	0	6	124	8
8:55 AM	6	39	0	0	2	2	1	38	7	7	0	5	0	1	0	4	107	5
HOURLY TOTALS	Southbound			Westbound			Northbound			Eastbound			Pedestrians By Approach				TOTAL	
7:00 AM	31	522	15	14	15	13	18	454	87	39	1	20	21	16	5	43	1229	85
7:15 AM	38	590	21	14	19	15	21	502	87	46	0	22	8	22	0	61	1375	91
7:30 AM	39	627	19	12	18	14	22	500	85	48	0	32	7	24	0	61	1416	92
7:45 AM	43	616	18	10	13	15	22	500	76	63	0	31	12	24	1	67	1407	104
8:00 AM	51	578	26	9	12	16	24	463	78	70	0	36	9	22	1	72	1363	104

INTERSECTION: *N Interstate Ave--N Tillamook St--*
 PROJECT ID#:
 QC JOB #: 10247101

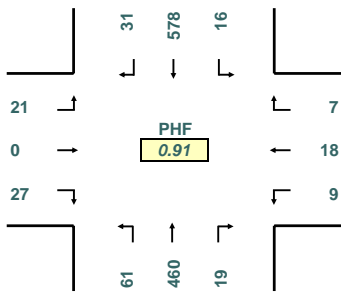
START TIME: 7:00 AM
 END TIME: 9:00 AM
 DATE: 4/11/2007



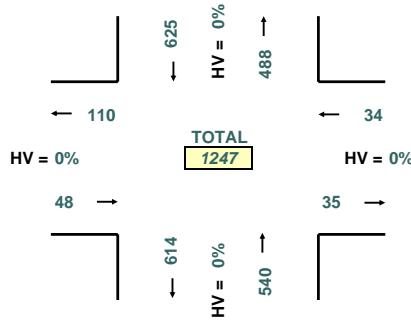
16285 SW 85th Avenue, Ste. 302
 Tigard, OR 97224
 Phone: 503-620-4242
 Fax: 503 620-4545

www.qualitycounts.net

PEAK HOUR TURNING MOVEMENTS



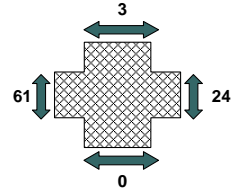
PEAK HOUR LINK VOLUMES



PEAK HOUR: 7:30 AM TO 8:30 AM

PEAK 15 MINUTES: 7:45 AM TO 8:00 AM

PEAK HOUR PED CROSSING VOLUMES



5-MINUTE COUNT PERIOD BEGINNING AT	<i>N Interstate Ave-- (Southbound)</i>			<i>N Tillamook St-- (Westbound)</i>			<i>N Interstate Ave-- (Northbound)</i>			<i>N Tillamook St-- (Eastbound)</i>			Crosswalk Usage (Peds By Approach)				TOTAL	
	Right	Thru	Left	Right	Thru	Left	Right	Thru	Left	Right	Thru	Left	North	East	South	West	Veh	Peds
7:00 AM	7	21	0	2	1	0	2	23	7	0	0	0	3	1	0	0	63	4
7:05 AM	1	24	1	1	0	1	0	28	7	1	0	1	6	0	4	1	65	11
7:10 AM	2	22	1	0	1	1	1	24	2	1	0	3	5	0	1	0	58	6
7:15 AM	3	21	4	1	1	2	1	37	5	0	0	1	2	4	0	2	76	8
7:20 AM	2	45	0	0	1	0	3	44	7	2	0	0	1	0	0	4	104	5
7:25 AM	2	35	1	0	0	0	0	25	6	5	0	0	0	1	0	10	74	11
7:30 AM	3	38	1	1	2	1	4	29	7	2	0	5	0	2	0	4	93	6
7:35 AM	1	38	2	1	0	0	0	35	9	1	0	1	0	0	0	4	88	4
7:40 AM	2	52	2	0	4	2	1	37	6	4	0	0	0	2	0	6	110	8
7:45 AM	2	43	0	2	1	0	4	34	4	0	0	0	0	3	0	2	90	5
7:50 AM	2	63	1	0	1	0	1	41	3	3	0	0	2	2	0	8	115	12
7:55 AM	0	63	0	0	3	1	0	60	6	3	0	2	0	1	0	2	138	3
8:00 AM	7	51	0	1	3	3	0	41	5	0	0	1	0	2	0	5	112	7
8:05 AM	4	53	2	0	1	1	2	43	5	0	0	1	1	4	0	6	112	11
8:10 AM	4	40	4	2	2	0	3	38	2	6	0	2	0	1	0	8	103	9
8:15 AM	1	31	1	0	1	0	0	32	6	2	0	4	0	3	0	3	78	6
8:20 AM	0	44	2	0	0	1	1	46	2	3	0	3	0	2	0	5	102	7
8:25 AM	5	62	1	0	0	0	3	24	6	3	0	2	0	2	0	8	106	10
8:30 AM	2	45	3	0	1	1	3	34	6	6	0	2	0	1	0	12	103	13
8:35 AM	3	34	1	0	0	0	1	31	4	2	0	1	0	3	0	4	77	7
8:40 AM	5	42	1	0	0	2	1	32	7	10	0	1	0	0	0	4	101	4
8:45 AM	4	38	3	1	1	1	4	31	2	1	0	1	0	1	0	7	87	8
8:50 AM	2	53	2	1	1	1	2	33	6	5	0	1	0	2	0	6	107	8
8:55 AM	5	35	0	0	1	0	1	34	5	6	0	5	0	1	0	4	92	5
HOURLY TOTALS	Southbound			Westbound			Northbound			Eastbound			Pedestrians By Approach				TOTAL	
7:00 AM	27	465	13	8	15	8	17	417	69	22	0	13	19	16	5	43	1074	83
7:15 AM	32	542	17	8	19	10	19	464	65	26	0	13	6	22	0	61	1215	89
7:30 AM	31	578	16	7	18	9	19	460	61	27	0	21	3	24	0	61	1247	88
7:45 AM	35	571	16	5	13	9	19	456	56	38	0	19	3	24	0	67	1237	94
8:00 AM	42	528	20	5	11	10	21	419	56	44	0	24	1	22	0	72	1180	95

INTERSECTION: *N Interstate Ave--N Tillamook St--*
 PROJECT ID#:
 QC JOB #: 10247101

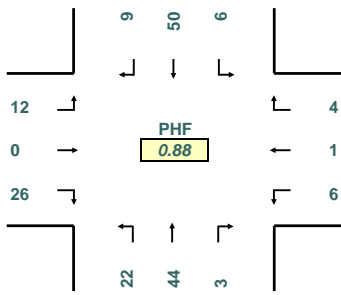
START TIME: 7:00 AM
 END TIME: 9:00 AM
 DATE: 4/11/2007



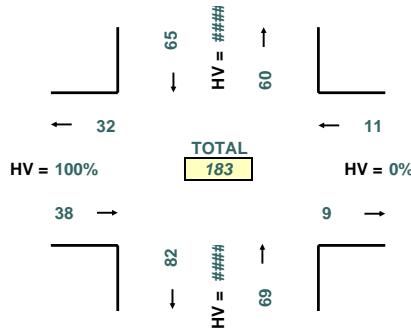
16285 SW 85th Avenue, Ste. 302
 Tigard, OR 97224
 Phone: 503-620-4242
 Fax: 503 620-4545

www.qualitycounts.net

PEAK HOUR TURNING MOVEMENTS



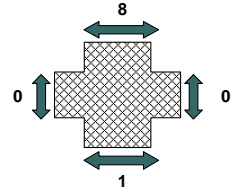
PEAK HOUR LINK VOLUMES



PEAK HOUR: 8:00 AM TO 9:00 AM

PEAK 15 MINUTES: 8:15 AM TO 8:30 AM

PEAK HOUR PED CROSSING VOLUMES



5-MINUTE COUNT PERIOD BEGINNING AT	<i>N Interstate Ave-- (Southbound)</i>			<i>N Tillamook St-- (Westbound)</i>			<i>N Interstate Ave-- (Northbound)</i>			<i>N Tillamook St-- (Eastbound)</i>			Crosswalk Usage (Peds By Approach)				TOTAL	
	Right	Thru	Left	Right	Thru	Left	Right	Thru	Left	Right	Thru	Left	North	East	South	West	Veh	Peds
7:00 AM	0	6	0	0	0	0	0	3	1	0	1	0	0	0	0	0	11	0
7:05 AM	0	6	0	1	0	0	0	3	1	1	0	0	0	0	0	0	12	0
7:10 AM	1	7	0	0	0	1	0	2	0	0	0	0	0	0	0	0	11	0
7:15 AM	0	7	0	0	0	0	0	1	3	4	0	0	0	0	0	0	15	0
7:20 AM	0	4	1	2	0	0	0	4	1	0	0	0	0	0	0	0	12	0
7:25 AM	1	6	0	0	0	0	0	5	0	3	0	1	0	0	0	0	16	0
7:30 AM	1	6	0	1	0	2	0	4	4	1	0	4	0	0	0	0	23	0
7:35 AM	0	1	0	1	0	0	1	2	1	3	0	0	0	0	0	0	9	0
7:40 AM	0	4	1	0	0	0	0	3	1	0	0	0	0	0	0	0	9	0
7:45 AM	0	5	0	0	0	0	0	4	2	3	0	0	0	0	0	0	14	0
7:50 AM	0	1	0	1	0	2	0	3	1	2	0	1	1	0	0	0	11	1
7:55 AM	1	4	0	0	0	0	0	3	3	0	0	1	1	0	0	0	12	1
8:00 AM	2	2	2	0	0	0	0	5	2	3	0	1	0	0	0	0	17	0
8:05 AM	1	4	0	1	0	1	1	3	1	1	0	0	0	0	0	0	13	0
8:10 AM	0	4	0	0	0	0	0	1	3	0	0	1	0	0	0	0	9	0
8:15 AM	0	6	0	0	0	0	0	3	2	2	0	1	1	0	0	0	14	1
8:20 AM	2	7	0	1	0	0	1	6	4	4	0	1	0	0	0	0	26	0
8:25 AM	1	5	0	0	0	0	0	3	0	2	0	1	1	0	0	0	12	1
8:30 AM	1	4	0	1	0	2	1	2	1	3	0	2	1	0	0	0	17	1
8:35 AM	0	1	0	0	0	0	0	6	1	4	0	2	2	0	1	0	14	3
8:40 AM	0	2	0	1	0	1	0	5	0	1	0	1	2	0	0	0	11	2
8:45 AM	0	6	2	0	0	0	0	2	3	4	0	1	1	0	0	0	18	1
8:50 AM	1	5	2	0	0	0	0	4	3	1	0	1	0	0	0	0	17	0
8:55 AM	1	4	0	0	1	2	0	4	2	1	0	0	0	0	0	0	15	0
HOURLY TOTALS	Southbound			Westbound			Northbound			Eastbound			Pedestrians By Approach				TOTAL	
7:00 AM	4	57	2	6	0	5	1	37	18	17	1	7	2	0	0	0	155	2
7:15 AM	6	48	4	6	0	5	2	38	22	20	0	9	2	0	0	0	160	2
7:30 AM	8	49	3	5	0	5	3	40	24	21	0	11	4	0	0	0	169	4
7:45 AM	8	45	2	5	0	6	3	44	20	25	0	12	9	0	1	0	170	10
8:00 AM	9	50	6	4	1	6	3	44	22	26	0	12	8	0	1	0	183	9

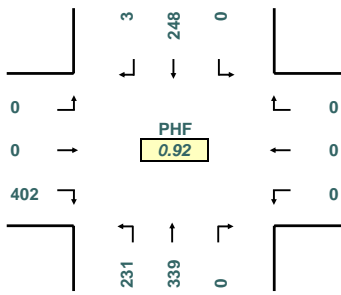
INTERSECTION: *N Interstate Ave--N Greeley Ave--*
 PROJECT ID#:
 QC JOB #: 10247102

START TIME: 7:00 AM
 END TIME: 9:00 AM
 DATE: 4/11/2007

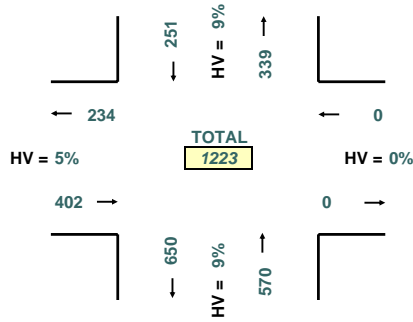


16285 SW 85th Avenue, Ste. 302
 Tigard, OR 97224
 Phone: 503-620-4242
 Fax: 503 620-4545
 www.qualitycounts.net

PEAK HOUR TURNING MOVEMENTS



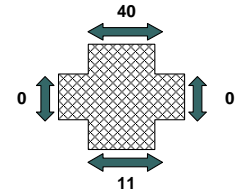
PEAK HOUR LINK VOLUMES



PEAK HOUR: 7:30 AM TO 8:30 AM

PEAK 15 MINUTES: 7:45 AM TO 8:00 AM

PEAK HOUR PED CROSSING VOLUMES



5-MINUTE COUNT PERIOD BEGINNING AT	<i>N Interstate Ave-- (Southbound)</i>			<i>N Greeley Ave-- (Westbound)</i>			<i>N Interstate Ave-- (Northbound)</i>			<i>N Greeley Ave-- (Eastbound)</i>			Crosswalk Usage (Peds By Approach)				TOTAL	
	Right	Thru	Left	Right	Thru	Left	Right	Thru	Left	Right	Thru	Left	North	East	South	West	Veh	Peds
7:00 AM	0	14	0	0	0	0	0	22	19	12	0	0	1	0	0	0	67	1
7:05 AM	0	11	0	0	0	0	0	14	15	23	0	0	3	0	2	0	63	5
7:10 AM	0	16	0	0	0	0	0	23	14	14	0	0	1	0	2	0	67	3
7:15 AM	0	11	0	0	0	0	0	16	16	31	0	0	1	0	0	0	74	1
7:20 AM	0	19	0	0	0	0	0	27	18	28	0	0	5	0	1	0	92	6
7:25 AM	0	18	0	0	0	0	0	16	15	25	0	0	9	0	1	0	74	10
7:30 AM	0	16	0	0	0	0	0	27	21	22	0	0	2	0	1	0	86	3
7:35 AM	0	21	0	0	0	0	0	21	21	39	0	0	3	0	0	0	102	3
7:40 AM	0	28	0	0	0	0	0	31	12	29	0	0	4	0	0	0	100	4
7:45 AM	0	25	0	0	0	0	0	22	8	35	0	0	1	0	0	0	90	1
7:50 AM	3	23	0	0	0	0	0	33	14	48	0	0	5	0	3	0	121	8
7:55 AM	0	8	0	0	0	0	0	36	32	44	0	0	3	0	1	0	120	4
8:00 AM	0	17	0	0	0	0	0	37	25	37	0	0	4	0	1	0	116	5
8:05 AM	0	20	0	0	0	0	0	16	24	29	0	0	3	0	1	0	89	4
8:10 AM	0	17	0	0	0	0	0	26	18	31	0	0	3	0	1	0	92	4
8:15 AM	0	16	0	0	0	0	0	40	10	25	0	0	5	0	0	0	91	5
8:20 AM	0	26	0	0	0	0	0	21	26	38	0	0	2	0	3	0	111	5
8:25 AM	0	31	0	0	0	0	0	29	20	25	0	0	5	0	0	0	105	5
8:30 AM	0	22	0	0	0	0	0	20	18	25	0	0	6	0	4	0	85	10
8:35 AM	0	26	0	0	0	0	0	27	12	22	0	0	2	0	1	0	87	3
8:40 AM	0	27	0	0	0	0	0	25	19	27	0	0	5	0	0	0	98	5
8:45 AM	0	21	0	0	0	0	0	30	14	39	0	0	8	0	2	0	104	10
8:50 AM	0	30	0	0	0	0	0	28	12	28	0	0	2	0	1	0	98	3
8:55 AM	0	18	0	0	0	0	0	30	14	18	0	0	2	0	0	0	80	2
HOURLY TOTALS	Southbound			Westbound			Northbound			Eastbound			Pedestrians By Approach				TOTAL	
7:00 AM	3	210	0	0	0	0	0	288	205	350	0	0	38	0	11	0	1056	49
7:15 AM	3	223	0	0	0	0	0	308	224	398	0	0	43	0	10	0	1156	53
7:30 AM	3	248	0	0	0	0	0	339	231	402	0	0	40	0	11	0	1223	51
7:45 AM	3	258	0	0	0	0	0	332	226	386	0	0	44	0	15	0	1205	59
8:00 AM	0	271	0	0	0	0	0	329	212	344	0	0	47	0	14	0	1156	61

INTERSECTION: *N Interstate Ave--N Greeley Ave--*
 PROJECT ID#:
 QC JOB #: 10247102

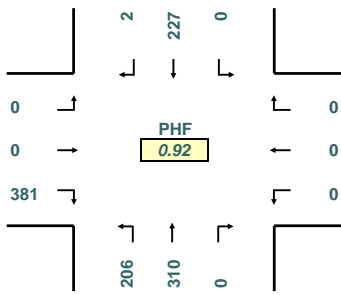
START TIME: 7:00 AM
 END TIME: 9:00 AM
 DATE: 4/11/2007



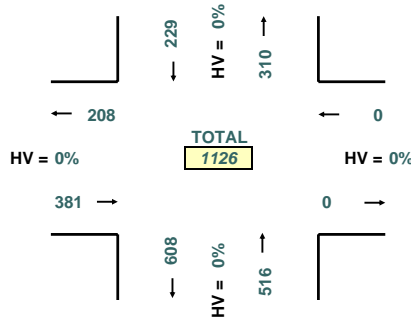
16285 SW 85th Avenue, Ste. 302
 Tigard, OR 97224
 Phone: 503-620-4242
 Fax: 503 620-4545

www.qualitycounts.net

PEAK HOUR TURNING MOVEMENTS



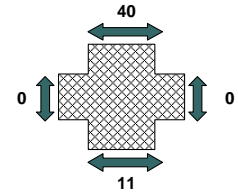
PEAK HOUR LINK VOLUMES



PEAK HOUR: 7:30 AM TO 8:30 AM

PEAK 15 MINUTES: 7:45 AM TO 8:00 AM

PEAK HOUR PED CROSSING VOLUMES



5-MINUTE COUNT PERIOD BEGINNING AT	<i>N Interstate Ave-- (Southbound)</i>			<i>N Greeley Ave-- (Westbound)</i>			<i>N Interstate Ave-- (Northbound)</i>			<i>N Greeley Ave-- (Eastbound)</i>			Crosswalk Usage (Peds By Approach)				TOTAL	
	Right	Thru	Left	Right	Thru	Left	Right	Thru	Left	Right	Thru	Left	North	East	South	West	Veh	Peds
7:00 AM	0	11	0	0	0	0	0	19	16	10	0	0	1	0	0	0	56	1
7:05 AM	0	10	0	0	0	0	0	13	13	17	0	0	3	0	2	0	53	5
7:10 AM	0	14	0	0	0	0	0	22	12	13	0	0	1	0	2	0	61	3
7:15 AM	0	10	0	0	0	0	0	16	16	30	0	0	1	0	0	0	72	1
7:20 AM	0	18	0	0	0	0	0	27	14	28	0	0	5	0	1	0	87	6
7:25 AM	0	16	0	0	0	0	0	14	12	24	0	0	9	0	1	0	66	10
7:30 AM	0	13	0	0	0	0	0	23	16	20	0	0	2	0	1	0	72	3
7:35 AM	0	20	0	0	0	0	0	18	20	37	0	0	3	0	0	0	95	3
7:40 AM	0	26	0	0	0	0	0	28	11	29	0	0	4	0	0	0	94	4
7:45 AM	0	24	0	0	0	0	0	20	7	33	0	0	1	0	0	0	84	1
7:50 AM	2	22	0	0	0	0	0	32	12	45	0	0	5	0	3	0	113	8
7:55 AM	0	8	0	0	0	0	0	31	30	41	0	0	3	0	1	0	110	4
8:00 AM	0	15	0	0	0	0	0	34	24	36	0	0	4	0	1	0	109	5
8:05 AM	0	19	0	0	0	0	0	16	20	28	0	0	3	0	1	0	83	4
8:10 AM	0	16	0	0	0	0	0	24	16	29	0	0	3	0	1	0	85	4
8:15 AM	0	13	0	0	0	0	0	40	9	23	0	0	5	0	0	0	85	5
8:20 AM	0	23	0	0	0	0	0	18	23	36	0	0	2	0	3	0	100	5
8:25 AM	0	28	0	0	0	0	0	26	18	24	0	0	5	0	0	0	96	5
8:30 AM	0	22	0	0	0	0	0	16	17	24	0	0	6	0	4	0	79	10
8:35 AM	0	23	0	0	0	0	0	23	12	21	0	0	2	0	1	0	79	3
8:40 AM	0	27	0	0	0	0	0	24	17	27	0	0	5	0	0	0	95	5
8:45 AM	0	17	0	0	0	0	0	27	12	36	0	0	8	0	2	0	92	10
8:50 AM	0	26	0	0	0	0	0	28	9	26	0	0	2	0	1	0	89	3
8:55 AM	0	16	0	0	0	0	0	24	11	16	0	0	2	0	0	0	67	2
HOURLY TOTALS	Southbound			Westbound			Northbound			Eastbound			Pedestrians By Approach				TOTAL	
7:00 AM	2	192	0	0	0	0	0	263	179	327	0	0	38	0	11	0	963	49
7:15 AM	2	207	0	0	0	0	0	283	198	380	0	0	43	0	10	0	1070	53
7:30 AM	2	227	0	0	0	0	0	310	206	381	0	0	40	0	11	0	1126	51
7:45 AM	2	240	0	0	0	0	0	304	205	367	0	0	44	0	15	0	1118	59
8:00 AM	0	245	0	0	0	0	0	300	188	326	0	0	47	0	14	0	1059	61

INTERSECTION: *N Interstate Ave--N Greeley Ave--*
 PROJECT ID#:
 QC JOB #: 10247102

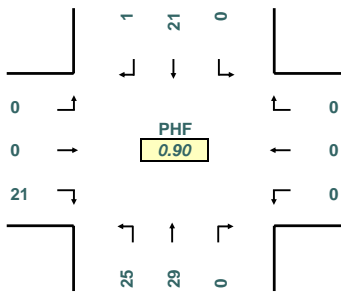
START TIME: 7:00 AM
 END TIME: 9:00 AM
 DATE: 4/11/2007



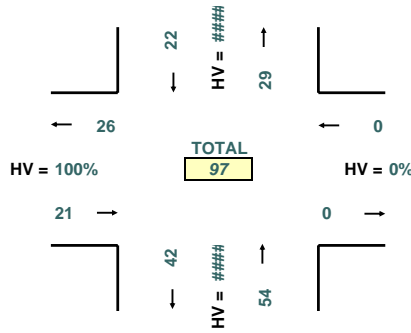
16285 SW 85th Avenue, Ste. 302
 Tigard, OR 97224
 Phone: 503-620-4242
 Fax: 503 620-4545

www.qualitycounts.net

PEAK HOUR TURNING MOVEMENTS



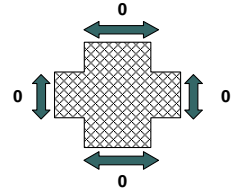
PEAK HOUR LINK VOLUMES



PEAK HOUR: 7:30 AM TO 8:30 AM

PEAK 15 MINUTES: 8:45 AM TO 9:00 AM

PEAK HOUR PED CROSSING VOLUMES



5-MINUTE COUNT PERIOD BEGINNING AT	<i>N Interstate Ave-- (Southbound)</i>			<i>N Greeley Ave-- (Westbound)</i>			<i>N Interstate Ave-- (Northbound)</i>			<i>N Greeley Ave-- (Eastbound)</i>			Crosswalk Usage (Peds By Approach)				TOTAL	
	Right	Thru	Left	Right	Thru	Left	Right	Thru	Left	Right	Thru	Left	North	East	South	West	Veh	Peds
7:00 AM	0	3	0	0	0	0	0	3	3	2	0	0	0	0	0	0	11	0
7:05 AM	0	1	0	0	0	0	0	1	2	6	0	0	0	0	0	0	10	0
7:10 AM	0	2	0	0	0	0	0	1	2	1	0	0	0	0	0	0	6	0
7:15 AM	0	1	0	0	0	0	0	0	0	1	0	0	0	0	0	0	2	0
7:20 AM	0	1	0	0	0	0	0	0	4	0	0	0	0	0	0	0	5	0
7:25 AM	0	2	0	0	0	0	0	2	3	1	0	0	0	0	0	0	8	0
7:30 AM	0	3	0	0	0	0	0	4	5	2	0	0	0	0	0	0	14	0
7:35 AM	0	1	0	0	0	0	0	3	1	2	0	0	0	0	0	0	7	0
7:40 AM	0	2	0	0	0	0	0	3	1	0	0	0	0	0	0	0	6	0
7:45 AM	0	1	0	0	0	0	0	2	1	2	0	0	0	0	0	0	6	0
7:50 AM	1	1	0	0	0	0	0	1	2	3	0	0	0	0	0	0	8	0
7:55 AM	0	0	0	0	0	0	0	5	2	3	0	0	0	0	0	0	10	0
8:00 AM	0	2	0	0	0	0	0	3	1	1	0	0	0	0	0	0	7	0
8:05 AM	0	1	0	0	0	0	0	0	4	1	0	0	0	0	0	0	6	0
8:10 AM	0	1	0	0	0	0	0	2	2	2	0	0	0	0	0	0	7	0
8:15 AM	0	3	0	0	0	0	0	0	1	2	0	0	0	0	0	0	6	0
8:20 AM	0	3	0	0	0	0	0	3	3	2	0	0	0	0	0	0	11	0
8:25 AM	0	3	0	0	0	0	0	3	2	1	0	0	0	0	0	0	9	0
8:30 AM	0	0	0	0	0	0	0	4	1	1	0	0	0	0	0	0	6	0
8:35 AM	0	3	0	0	0	0	0	4	0	1	0	0	0	0	0	0	8	0
8:40 AM	0	0	0	0	0	0	0	1	2	0	0	0	0	0	0	0	3	0
8:45 AM	0	4	0	0	0	0	0	3	2	3	0	0	0	0	0	0	12	0
8:50 AM	0	4	0	0	0	0	0	0	3	2	0	0	0	0	0	0	9	0
8:55 AM	0	2	0	0	0	0	0	6	3	2	0	0	0	0	0	0	13	0
HOURLY TOTALS	Southbound			Westbound			Northbound			Eastbound			Pedestrians By Approach				TOTAL	
7:00 AM	1	18	0	0	0	0	0	25	26	23	0	0	0	0	0	0	93	0
7:15 AM	1	16	0	0	0	0	0	25	26	18	0	0	0	0	0	0	86	0
7:30 AM	1	21	0	0	0	0	0	29	25	21	0	0	0	0	0	0	97	0
7:45 AM	1	18	0	0	0	0	0	28	21	19	0	0	0	0	0	0	87	0
8:00 AM	0	26	0	0	0	0	0	29	24	18	0	0	0	0	0	0	97	0

INTERSECTION: *N Gantenbein Ave--/N Kerby Ave--*
 PROJECT ID#:
 QC JOB #: 10247116

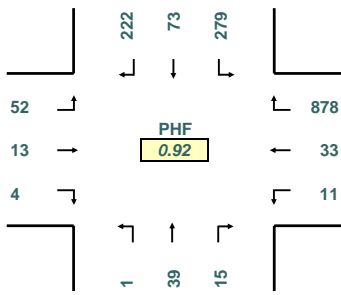
START TIME: 7:00 AM
 END TIME: 9:00 AM
 DATE: 4/11/2007



16285 SW 85th Avenue, Ste. 302
 Tigard, OR 97224
 Phone: 503-620-4242
 Fax: 503 620-4545

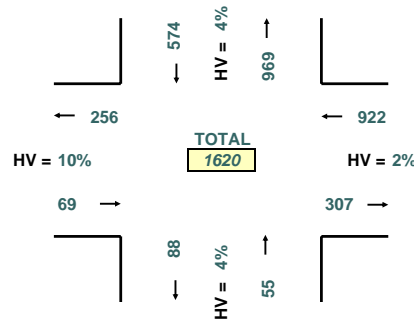
www.qualitycounts.net

PEAK HOUR TURNING MOVEMENTS



PHF
0.92

PEAK HOUR LINK VOLUMES

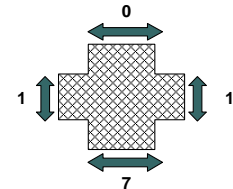


TOTAL
1620

PEAK HOUR: 7:30 AM TO 8:30 AM

PEAK 15 MINUTES: 7:45 AM TO 8:00 AM

PEAK HOUR PED CROSSING VOLUMES



5-MINUTE COUNT PERIOD BEGINNING AT	<i>N Gantenbein Ave-- (Southbound)</i>			<i>N Kerby Ave-- (Westbound)</i>			<i>N Gantenbein Ave-- (Northbound)</i>			<i>N Kerby Ave-- (Eastbound)</i>			Crosswalk Usage (Peds By Approach)				TOTAL	
	Right	Thru	Left	Right	Thru	Left	Right	Thru	Left	Right	Thru	Left	North	East	South	West	Veh	Peds
7:00 AM	14	16	13	40	0	2	2	3	1	0	3	5	0	0	1	0	99	1
7:05 AM	16	9	18	51	4	0	0	1	0	1	1	1	0	0	0	0	102	0
7:10 AM	13	10	19	72	1	2	0	4	0	0	0	4	0	0	0	0	125	0
7:15 AM	17	6	15	50	1	0	2	1	0	0	1	5	0	0	2	0	98	2
7:20 AM	27	7	13	70	2	2	0	1	0	0	2	2	0	0	1	0	126	1
7:25 AM	14	6	19	72	3	2	2	4	0	0	0	5	0	0	1	0	127	1
7:30 AM	17	8	15	65	3	1	4	7	0	0	2	4	0	1	2	0	126	3
7:35 AM	15	9	16	63	3	0	2	4	0	0	1	9	0	0	4	1	122	5
7:40 AM	22	4	22	77	3	2	0	1	0	1	0	7	0	0	0	0	139	0
7:45 AM	24	14	21	95	1	0	2	3	0	0	3	2	0	0	0	0	165	0
7:50 AM	27	8	18	77	4	1	1	6	0	0	1	9	0	0	0	0	152	0
7:55 AM	9	5	19	76	5	0	2	4	0	2	0	2	0	0	1	0	124	1
8:00 AM	19	3	24	75	3	1	1	1	0	0	2	7	0	0	0	0	136	0
8:05 AM	14	2	35	77	2	2	1	5	1	0	0	4	0	0	0	0	143	0
8:10 AM	15	4	35	66	1	0	0	1	0	0	1	6	0	0	0	0	123	0
8:15 AM	18	5	21	76	1	1	0	5	0	0	0	2	0	0	0	0	129	0
8:20 AM	23	9	30	67	6	2	1	0	0	1	1	0	0	0	0	0	140	0
8:25 AM	19	2	23	64	1	1	1	2	0	0	2	6	0	0	0	0	121	0
8:30 AM	18	7	21	56	3	3	2	2	0	0	0	3	0	0	0	0	115	0
8:35 AM	16	4	23	54	1	1	1	3	0	1	2	3	0	0	0	0	109	0
8:40 AM	18	8	17	58	2	0	2	4	0	0	2	4	0	0	0	0	115	0
8:45 AM	17	4	26	61	5	1	0	3	0	0	3	6	0	0	0	0	126	0
8:50 AM	11	6	25	65	5	0	1	3	0	0	2	15	1	0	0	0	133	1
8:55 AM	15	7	26	62	3	1	0	2	0	0	0	1	0	0	0	0	117	0
HOURLY TOTALS	Southbound			Westbound			Northbound			Eastbound			Pedestrians By Approach				TOTAL	
7:00 AM	215	102	208	808	30	12	17	39	1	4	14	55	0	1	12	1	1505	14
7:15 AM	220	76	252	863	31	11	17	38	1	3	13	56	0	1	11	1	1581	13
7:30 AM	222	73	279	878	33	11	15	39	1	4	13	52	0	1	7	1	1620	9
7:45 AM	220	71	287	841	30	12	14	36	1	4	14	42	0	0	1	0	1572	1
8:00 AM	203	61	306	781	33	13	10	31	1	2	15	51	1	0	0	0	1507	1

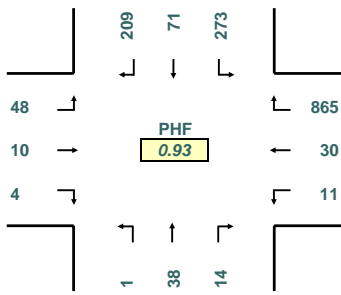
INTERSECTION: *N Gantenbein Ave--/N Kerby Ave--*
 PROJECT ID#:
 QC JOB #: 10247116

START TIME: 7:00 AM
 END TIME: 9:00 AM
 DATE: 4/11/2007

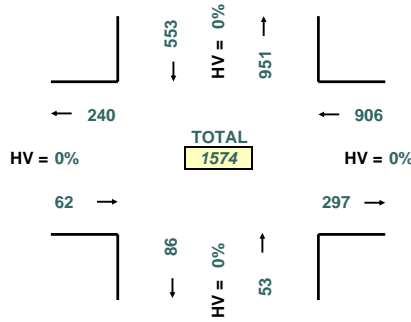


QUALITY COUNTS
 16285 SW 85th Avenue, Ste. 302
 Tigard, OR 97224
 Phone: 503-620-4242
 Fax: 503 620-4545
 www.qualitycounts.net

PEAK HOUR TURNING MOVEMENTS



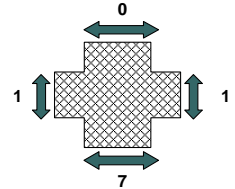
PEAK HOUR LINK VOLUMES



PEAK HOUR: 7:30 AM TO 8:30 AM

PEAK 15 MINUTES: 7:45 AM TO 8:00 AM

PEAK HOUR PED CROSSING VOLUMES



5-MINUTE COUNT PERIOD BEGINNING AT	N Gantenbein Ave-- (Southbound)			N Kerby Ave-- (Westbound)			N Gantenbein Ave-- (Northbound)			N Kerby Ave-- (Eastbound)			Crosswalk Usage (Peds By Approach)				TOTAL	
	Right	Thru	Left	Right	Thru	Left	Right	Thru	Left	Right	Thru	Left	North	East	South	West	Veh	Peds
7:00 AM	14	16	12	40	0	2	2	3	1	0	3	3	0	0	1	0	96	1
7:05 AM	15	9	18	50	3	0	0	1	0	1	1	1	0	0	0	0	99	0
7:10 AM	13	10	18	70	1	2	0	4	0	0	0	3	0	0	0	0	121	0
7:15 AM	17	6	15	50	1	0	2	1	0	0	1	4	0	0	2	0	97	2
7:20 AM	26	7	12	70	2	2	0	1	0	0	2	2	0	0	1	0	124	1
7:25 AM	14	6	19	70	3	2	2	4	0	0	0	4	0	0	1	0	124	1
7:30 AM	17	8	15	63	3	1	4	7	0	0	1	3	0	1	2	0	122	3
7:35 AM	14	9	16	63	3	0	2	4	0	0	1	9	0	0	4	1	121	5
7:40 AM	22	4	21	76	3	2	0	1	0	1	0	6	0	0	0	0	136	0
7:45 AM	23	14	21	93	1	0	2	3	0	0	2	2	0	0	0	0	161	0
7:50 AM	24	8	16	73	3	1	1	5	0	0	1	7	0	0	0	0	139	0
7:55 AM	9	5	19	75	5	0	2	4	0	2	0	2	0	0	1	0	123	1
8:00 AM	18	3	23	75	3	1	1	1	0	0	2	7	0	0	0	0	134	0
8:05 AM	14	2	34	75	2	2	1	5	1	0	0	4	0	0	0	0	140	0
8:10 AM	13	3	34	65	1	0	0	1	0	0	0	0	0	0	0	0	117	0
8:15 AM	17	5	21	76	1	1	0	5	0	0	0	2	0	0	0	0	128	0
8:20 AM	21	8	30	67	4	2	0	0	0	1	1	0	0	0	0	0	134	0
8:25 AM	17	2	23	64	1	1	1	2	0	0	2	6	0	0	0	0	119	0
8:30 AM	18	7	19	54	3	2	1	2	0	0	0	2	0	0	0	0	108	0
8:35 AM	14	4	23	53	0	1	1	2	0	1	2	2	0	0	0	0	103	0
8:40 AM	18	8	17	57	2	0	2	4	0	0	1	2	0	0	0	0	111	0
8:45 AM	15	4	22	59	5	1	0	3	0	0	3	5	0	0	0	0	117	0
8:50 AM	9	6	23	64	5	0	1	3	0	0	1	11	0	0	0	0	123	0
8:55 AM	15	7	25	61	3	1	0	2	0	0	0	1	0	0	0	0	115	0
HOURLY TOTALS	Southbound			Westbound			Northbound			Eastbound			Pedestrians By Approach				TOTAL	
7:00 AM	208	102	202	793	28	12	17	38	1	4	12	46	0	1	12	1	1463	14
7:15 AM	211	75	245	848	30	11	17	37	1	3	10	50	0	1	11	1	1538	13
7:30 AM	209	71	273	865	30	11	14	38	1	4	10	48	0	1	7	1	1574	9
7:45 AM	206	69	280	827	26	11	12	34	1	4	11	36	0	0	1	0	1517	1
8:00 AM	189	59	294	770	30	12	8	30	1	2	12	42	0	0	0	0	1449	0

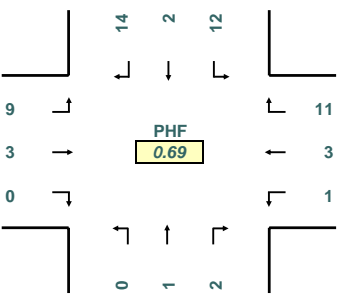
INTERSECTION: *N Gantenbein Ave--/N Kerby Ave--*
 PROJECT ID#:
 QC JOB #: 10247116

START TIME: 7:00 AM
 END TIME: 9:00 AM
 DATE: 4/11/2007

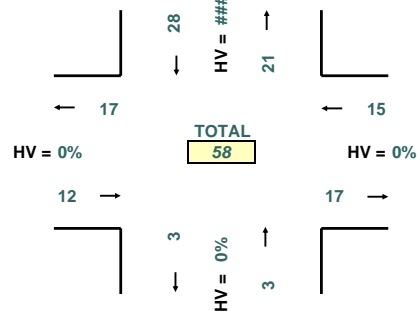


16285 SW 85th Avenue, Ste. 302
 Tigard, OR 97224
 Phone: 503-620-4242
 Fax: 503 620-4545
 www.qualitycounts.net

PEAK HOUR TURNING MOVEMENTS



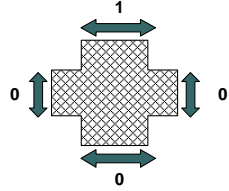
PEAK HOUR LINK VOLUMES



PEAK HOUR: 8:00 AM TO 9:00 AM

PEAK 15 MINUTES: 8:45 AM TO 9:00 AM

PEAK HOUR PED CROSSING VOLUMES



5-MINUTE COUNT PERIOD BEGINNING AT	N Gantenbein Ave-- (Southbound)			N Kerby Ave-- (Westbound)			N Gantenbein Ave-- (Northbound)			N Kerby Ave-- (Eastbound)			Crosswalk Usage (Peds By Approach)				TOTAL	
	Right	Thru	Left	Right	Thru	Left	Right	Thru	Left	Right	Thru	Left	North	East	South	West	Veh	Peds
7:00 AM	0	0	1	0	0	0	0	0	0	0	2	0	0	0	0	3	0	
7:05 AM	1	0	0	1	1	0	0	0	0	0	0	0	0	0	0	3	0	
7:10 AM	0	0	1	2	0	0	0	0	0	0	1	0	0	0	0	4	0	
7:15 AM	0	0	0	0	0	0	0	0	0	0	1	0	0	0	0	1	0	
7:20 AM	1	0	1	0	0	0	0	0	0	0	0	0	0	0	0	2	0	
7:25 AM	0	0	0	2	0	0	0	0	0	0	1	0	0	0	0	3	0	
7:30 AM	0	0	0	2	0	0	0	0	0	1	1	0	0	0	0	4	0	
7:35 AM	1	0	0	0	0	0	0	0	0	0	0	0	0	0	0	1	0	
7:40 AM	0	0	1	1	0	0	0	0	0	0	1	0	0	0	0	3	0	
7:45 AM	1	0	0	2	0	0	0	0	0	1	0	0	0	0	0	4	0	
7:50 AM	3	0	2	4	1	0	0	1	0	0	2	0	0	0	0	13	0	
7:55 AM	0	0	0	1	0	0	0	0	0	0	0	0	0	0	0	1	0	
8:00 AM	1	0	1	0	0	0	0	0	0	0	0	0	0	0	0	2	0	
8:05 AM	0	0	1	2	0	0	0	0	0	0	0	0	0	0	0	3	0	
8:10 AM	2	1	1	1	0	0	0	0	0	1	0	0	0	0	0	6	0	
8:15 AM	1	0	0	0	0	0	0	0	0	0	0	0	0	0	0	1	0	
8:20 AM	2	1	0	0	2	0	1	0	0	0	0	0	0	0	0	6	0	
8:25 AM	2	0	0	0	0	0	0	0	0	0	0	0	0	0	0	2	0	
8:30 AM	0	0	2	2	0	1	1	0	0	0	1	0	0	0	0	7	0	
8:35 AM	2	0	0	1	1	0	0	1	0	1	1	0	0	0	0	6	0	
8:40 AM	0	0	0	1	0	0	0	0	0	1	2	0	0	0	0	4	0	
8:45 AM	2	0	4	2	0	0	0	0	0	1	1	0	0	0	0	9	0	
8:50 AM	2	0	2	1	0	0	0	0	0	1	4	1	0	0	0	10	1	
8:55 AM	0	0	1	1	0	0	0	0	0	0	0	0	0	0	0	2	0	
HOURLY TOTALS	Southbound			Westbound			Northbound			Eastbound			Pedestrians By Approach				TOTAL	
7:00 AM	7	0	6	15	2	0	0	1	0	0	2	9	0	0	0	0	42	0
7:15 AM	9	1	7	15	1	0	0	1	0	0	3	6	0	0	0	0	43	0
7:30 AM	13	2	6	13	3	0	1	1	0	0	3	4	0	0	0	0	46	0
7:45 AM	14	2	7	14	4	1	2	2	0	0	3	6	0	0	0	0	55	0
8:00 AM	14	2	12	11	3	1	2	1	0	0	3	9	1	0	0	0	58	1

INTERSECTION: *N Vancouver Ave--/N Cook St--*
 PROJECT ID#:
 QC JOB #: 10247117

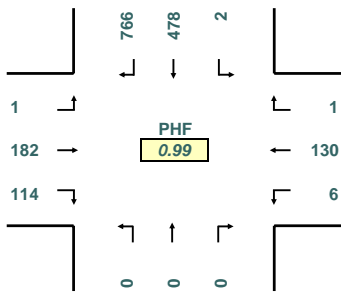
START TIME: 7:00 AM
 END TIME: 9:00 AM
 DATE: 4/11/2007



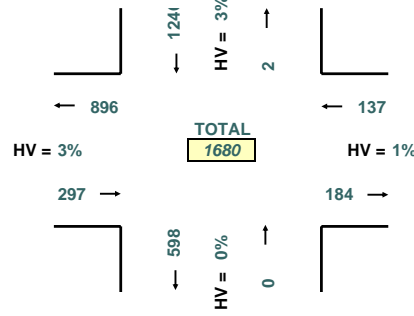
16285 SW 85th Avenue, Ste. 302
 Tigard, OR 97224
 Phone: 503-620-4242
 Fax: 503 620-4545

www.qualitycounts.net

PEAK HOUR TURNING MOVEMENTS



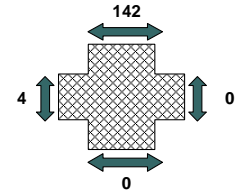
PEAK HOUR LINK VOLUMES



PEAK HOUR: 7:45 AM TO 8:45 AM

PEAK 15 MINUTES: 8:00 AM TO 8:15 AM

PEAK HOUR PED CROSSING VOLUMES



5-MINUTE COUNT PERIOD BEGINNING AT	<i>N Vancouver Ave-- (Southbound)</i>			<i>N Cook St-- (Westbound)</i>			<i>N Vancouver Ave-- (Northbound)</i>			<i>N Cook St-- (Eastbound)</i>			Crosswalk Usage (Peds By Approach)				TOTAL	
	Right	Thru	Left	Right	Thru	Left	Right	Thru	Left	Right	Thru	Left	North	East	South	West	Veh	Peds
7:00 AM	44	30	0	0	7	0	0	0	0	8	12	1	4	0	0	0	102	4
7:05 AM	54	15	0	0	2	0	0	0	0	8	7	0	5	0	0	0	86	5
7:10 AM	64	13	0	0	10	1	0	0	0	6	15	0	10	0	0	0	109	10
7:15 AM	53	35	0	0	8	1	0	0	0	4	9	0	4	0	0	0	110	4
7:20 AM	67	26	0	0	9	1	0	0	0	8	9	0	10	0	0	0	120	10
7:25 AM	79	29	1	0	7	1	0	0	0	4	7	1	5	0	0	1	129	6
7:30 AM	60	31	0	0	9	0	0	0	0	6	11	0	7	0	0	1	117	8
7:35 AM	66	34	0	0	8	0	0	0	0	2	18	0	10	0	0	0	128	10
7:40 AM	71	30	0	0	8	0	0	0	0	7	11	0	10	0	0	0	127	10
7:45 AM	77	37	0	0	13	0	0	0	0	9	11	0	15	0	0	1	147	16
7:50 AM	70	27	0	0	13	0	0	0	0	13	13	0	16	0	0	0	136	16
7:55 AM	66	43	0	1	12	2	0	0	0	6	11	0	11	0	0	0	141	11
8:00 AM	67	39	1	0	10	1	0	0	0	7	15	0	15	0	0	0	140	15
8:05 AM	64	37	0	0	19	0	0	0	0	16	19	0	12	0	0	0	155	12
8:10 AM	55	29	0	0	8	1	0	0	0	15	21	1	7	0	0	0	130	7
8:15 AM	61	47	0	0	12	0	0	0	0	10	16	0	16	0	0	1	146	17
8:20 AM	64	42	0	0	10	0	0	0	0	12	19	0	12	0	0	1	147	13
8:25 AM	54	42	0	0	9	1	0	0	0	5	13	0	15	0	0	0	124	15
8:30 AM	57	39	0	0	8	0	0	0	0	9	17	0	6	0	0	1	130	7
8:35 AM	73	42	0	0	10	1	0	0	0	5	12	0	9	0	0	0	143	9
8:40 AM	58	54	1	0	6	0	0	0	0	7	15	0	8	0	0	0	141	8
8:45 AM	61	53	1	0	5	0	0	0	0	12	15	0	11	0	0	0	147	11
8:50 AM	52	45	0	0	14	0	0	0	0	11	18	0	14	0	0	1	140	15
8:55 AM	51	29	0	0	14	0	0	0	0	4	22	0	6	0	1	0	120	7
HOURLY TOTALS	Southbound			Westbound			Northbound			Eastbound			Pedestrians By Approach				TOTAL	
7:00 AM	771	350	1	1	106	6	0	0	0	81	134	2	107	0	0	3	1452	110
7:15 AM	795	397	2	1	124	7	0	0	0	97	155	2	122	0	0	3	1580	125
7:30 AM	775	438	1	1	131	5	0	0	0	108	178	1	146	0	0	4	1638	150
7:45 AM	766	478	2	1	130	6	0	0	0	114	182	1	142	0	0	4	1680	146
8:00 AM	717	498	3	0	125	4	0	0	0	113	202	1	131	0	1	4	1663	136

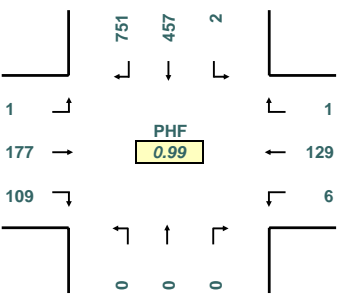
INTERSECTION: *N Vancouver Ave--/N Cook St--*
 PROJECT ID#:
 QC JOB #: 10247117

START TIME: 7:00 AM
 END TIME: 9:00 AM
 DATE: 4/11/2007

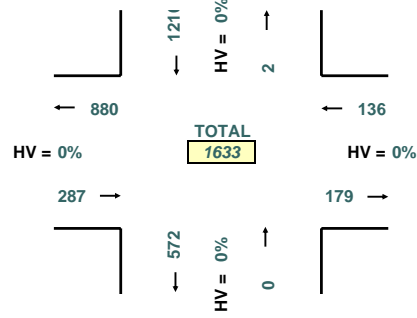


16285 SW 85th Avenue, Ste. 302
 Tigard, OR 97224
 Phone: 503-620-4242
 Fax: 503 620-4545
 www.qualitycounts.net

PEAK HOUR TURNING MOVEMENTS



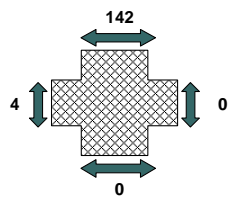
PEAK HOUR LINK VOLUMES



PEAK HOUR: 7:45 AM TO 8:45 AM

PEAK 15 MINUTES: 8:00 AM TO 8:15 AM

PEAK HOUR PED CROSSING VOLUMES



5-MINUTE COUNT PERIOD BEGINNING AT	<i>N Vancouver Ave-- (Southbound)</i>			<i>N Cook St-- (Westbound)</i>			<i>N Vancouver Ave-- (Northbound)</i>			<i>N Cook St-- (Eastbound)</i>			Crosswalk Usage (Peds By Approach)				TOTAL	
	Right	Thru	Left	Right	Thru	Left	Right	Thru	Left	Right	Thru	Left	North	East	South	West	Veh	Peds
7:00 AM	44	29	0	0	7	0	0	0	0	7	10	1	4	0	0	0	98	4
7:05 AM	52	13	0	0	2	0	0	0	0	8	7	0	5	0	0	0	82	5
7:10 AM	63	11	0	0	10	1	0	0	0	6	14	0	10	0	0	0	105	10
7:15 AM	53	32	0	0	8	1	0	0	0	4	9	0	4	0	0	0	107	4
7:20 AM	66	25	0	0	9	1	0	0	0	7	9	0	10	0	0	0	117	10
7:25 AM	78	27	1	0	6	1	0	0	0	4	7	1	5	0	0	1	125	6
7:30 AM	58	30	0	0	9	0	0	0	0	6	10	0	7	0	0	1	113	8
7:35 AM	66	33	0	0	8	0	0	0	0	2	18	0	10	0	0	0	127	10
7:40 AM	70	28	0	0	8	0	0	0	0	6	11	0	10	0	0	0	123	10
7:45 AM	75	35	0	0	13	0	0	0	0	9	10	0	15	0	0	1	142	16
7:50 AM	65	26	0	0	13	0	0	0	0	11	13	0	16	0	0	0	128	16
7:55 AM	65	42	0	1	12	2	0	0	0	6	11	0	11	0	0	0	139	11
8:00 AM	67	37	1	0	10	1	0	0	0	7	14	0	15	0	0	0	137	15
8:05 AM	62	35	0	0	19	0	0	0	0	15	19	0	12	0	0	0	150	12
8:10 AM	54	26	0	0	8	1	0	0	0	14	20	1	7	0	0	0	124	7
8:15 AM	61	46	0	0	12	0	0	0	0	10	16	0	16	0	0	1	145	17
8:20 AM	62	40	0	0	10	0	0	0	0	12	18	0	12	0	0	1	142	13
8:25 AM	54	41	0	0	9	1	0	0	0	5	13	0	15	0	0	0	123	15
8:30 AM	56	39	0	0	7	0	0	0	0	8	17	0	6	0	0	1	127	7
8:35 AM	72	40	0	0	10	1	0	0	0	5	11	0	9	0	0	0	139	9
8:40 AM	58	50	1	0	6	0	0	0	0	7	15	0	8	0	0	0	137	8
8:45 AM	61	52	0	0	5	0	0	0	0	9	14	0	11	0	0	0	141	11
8:50 AM	52	45	0	0	14	0	0	0	0	10	16	0	14	0	0	1	137	15
8:55 AM	50	27	0	0	14	0	0	0	0	4	21	0	6	0	1	0	116	7
HOURLY TOTALS	Southbound			Westbound			Northbound			Eastbound			Pedestrians By Approach				TOTAL	
7:00 AM	755	331	1	1	105	6	0	0	0	76	129	2	107	0	0	3	1406	110
7:15 AM	779	376	2	1	123	7	0	0	0	91	151	2	122	0	0	3	1532	125
7:30 AM	759	419	1	1	131	5	0	0	0	103	173	1	146	0	0	4	1593	150
7:45 AM	751	457	2	1	129	6	0	0	0	109	177	1	142	0	0	4	1633	146
8:00 AM	709	478	2	0	124	4	0	0	0	106	194	1	131	0	1	4	1618	136

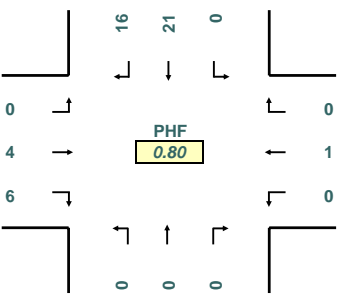
INTERSECTION: *N Vancouver Ave--/N Cook St--*
 PROJECT ID#:
 QC JOB #: 10247117

START TIME: 7:00 AM
 END TIME: 9:00 AM
 DATE: 4/11/2007

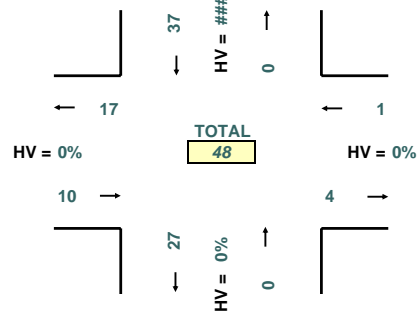


16285 SW 85th Avenue, Ste. 302
 Tigard, OR 97224
 Phone: 503-620-4242
 Fax: 503 620-4545
 www.qualitycounts.net

PEAK HOUR TURNING MOVEMENTS



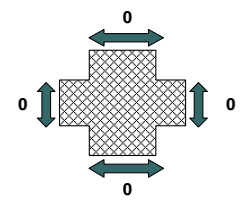
PEAK HOUR LINK VOLUMES



PEAK HOUR: 7:15 AM TO 8:15 AM

PEAK 15 MINUTES: 7:45 AM TO 8:00 AM

PEAK HOUR PED CROSSING VOLUMES



5-MINUTE COUNT PERIOD BEGINNING AT	<i>N Vancouver Ave-- (Southbound)</i>			<i>N Cook St-- (Westbound)</i>			<i>N Vancouver Ave-- (Northbound)</i>			<i>N Cook St-- (Eastbound)</i>			Crosswalk Usage (Peds By Approach)				TOTAL	
	Right	Thru	Left	Right	Thru	Left	Right	Thru	Left	Right	Thru	Left	North	East	South	West	Veh	Peds
7:00 AM	0	1	0	0	0	0	0	0	0	1	2	0	0	0	0	0	4	0
7:05 AM	2	2	0	0	0	0	0	0	0	0	0	0	0	0	0	0	4	0
7:10 AM	1	2	0	0	0	0	0	0	0	0	1	0	0	0	0	0	4	0
7:15 AM	0	3	0	0	0	0	0	0	0	0	0	0	0	0	0	0	3	0
7:20 AM	1	1	0	0	0	0	0	0	0	1	0	0	0	0	0	0	3	0
7:25 AM	1	2	0	0	1	0	0	0	0	0	0	0	0	0	0	0	4	0
7:30 AM	2	1	0	0	0	0	0	0	0	0	1	0	0	0	0	0	4	0
7:35 AM	0	1	0	0	0	0	0	0	0	0	0	0	0	0	0	0	1	0
7:40 AM	1	2	0	0	0	0	0	0	0	1	0	0	0	0	0	0	4	0
7:45 AM	2	2	0	0	0	0	0	0	0	0	1	0	0	0	0	0	5	0
7:50 AM	5	1	0	0	0	0	0	0	0	2	0	0	0	0	0	0	8	0
7:55 AM	1	1	0	0	0	0	0	0	0	0	0	0	0	0	0	0	2	0
8:00 AM	0	2	0	0	0	0	0	0	0	0	1	0	0	0	0	0	3	0
8:05 AM	2	2	0	0	0	0	0	0	0	1	0	0	0	0	0	0	5	0
8:10 AM	1	3	0	0	0	0	0	0	0	1	1	0	0	0	0	0	6	0
8:15 AM	0	1	0	0	0	0	0	0	0	0	0	0	0	0	0	0	1	0
8:20 AM	2	2	0	0	0	0	0	0	0	0	1	0	0	0	0	0	5	0
8:25 AM	0	1	0	0	0	0	0	0	0	0	0	0	0	0	0	0	1	0
8:30 AM	1	0	0	0	1	0	0	0	0	1	0	0	0	0	0	0	3	0
8:35 AM	1	2	0	0	0	0	0	0	0	0	1	0	0	0	0	0	4	0
8:40 AM	0	4	0	0	0	0	0	0	0	0	0	0	0	0	0	0	4	0
8:45 AM	0	1	1	0	0	0	0	0	0	3	1	0	0	0	0	0	6	0
8:50 AM	0	0	0	0	0	0	0	0	0	1	2	0	0	0	0	0	3	0
8:55 AM	1	2	0	0	0	0	0	0	0	0	1	0	0	0	0	0	4	0
HOURLY TOTALS	Southbound			Westbound			Northbound			Eastbound			Pedestrians By Approach				TOTAL	
7:00 AM	16	19	0	0	1	0	0	0	0	5	5	0	0	0	0	0	46	0
7:15 AM	16	21	0	0	1	0	0	0	0	6	4	0	0	0	0	0	48	0
7:30 AM	16	19	0	0	0	0	0	0	0	5	5	0	0	0	0	0	45	0
7:45 AM	15	21	0	0	1	0	0	0	0	5	5	0	0	0	0	0	47	0
8:00 AM	8	20	1	0	1	0	0	0	0	7	8	0	0	0	0	0	45	0

INTERSECTION: *N Williams Ave--/N Fremont St--*
 PROJECT ID#:
 QC JOB #: 10247118

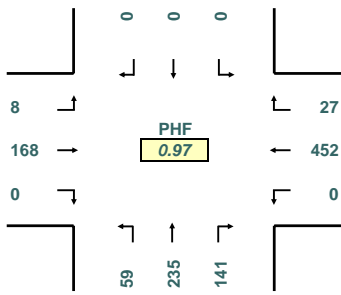
START TIME: 7:00 AM
 END TIME: 9:00 AM
 DATE: 4/11/2007



16285 SW 85th Avenue, Ste. 302
 Tigard, OR 97224
 Phone: 503-620-4242
 Fax: 503 620-4545

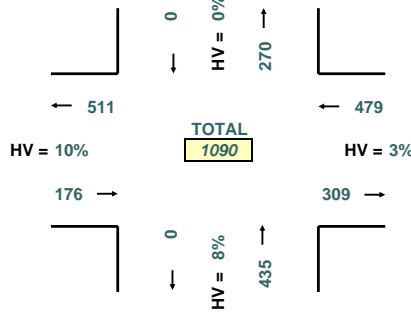
www.qualitycounts.net

PEAK HOUR TURNING MOVEMENTS



PHF
0.97

PEAK HOUR LINK VOLUMES

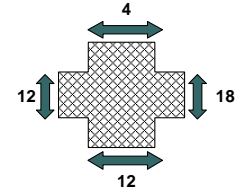


TOTAL
1090

PEAK HOUR: 8:00 AM TO 9:00 AM

PEAK 15 MINUTES: 8:45 AM TO 9:00 AM

PEAK HOUR PED CROSSING VOLUMES



5-MINUTE COUNT PERIOD BEGINNING AT	N Williams Ave-- (Southbound)			N Fremont St-- (Westbound)			N Williams Ave-- (Northbound)			N Fremont St-- (Eastbound)			Crosswalk Usage (Peds By Approach)				TOTAL	
	Right	Thru	Left	Right	Thru	Left	Right	Thru	Left	Right	Thru	Left	North	East	South	West	Veh	Peds
7:00 AM	0	0	0	2	33	0	7	15	5	0	5	0	1	0	1	1	67	3
7:05 AM	0	0	0	1	39	0	6	8	5	0	5	0	0	1	2	0	64	3
7:10 AM	0	0	0	3	43	0	13	11	3	0	0	0	0	1	2	2	73	5
7:15 AM	0	0	0	4	45	0	7	8	3	0	9	0	0	0	1	0	76	1
7:20 AM	0	0	0	1	46	0	6	13	3	0	13	0	2	6	2	0	82	10
7:25 AM	0	0	0	2	45	0	5	8	6	0	8	0	0	0	0	0	74	0
7:30 AM	0	0	0	1	38	0	6	17	7	0	5	0	0	0	2	0	74	2
7:35 AM	0	0	0	3	50	0	6	21	4	0	7	0	2	1	2	2	91	7
7:40 AM	0	0	0	1	40	0	8	16	7	0	9	0	0	1	1	0	81	2
7:45 AM	0	0	0	2	45	0	8	17	4	0	5	0	0	3	3	1	81	7
7:50 AM	0	0	0	1	43	0	8	14	7	0	9	0	0	3	1	0	82	4
7:55 AM	0	0	0	2	43	0	10	23	5	0	11	1	0	4	0	1	95	5
8:00 AM	0	0	0	2	48	0	7	13	3	0	8	0	0	1	0	1	81	2
8:05 AM	0	0	0	1	40	0	16	15	5	0	11	0	0	1	2	0	88	3
8:10 AM	0	0	0	4	40	0	8	24	4	0	13	0	0	0	0	1	93	1
8:15 AM	0	0	0	2	48	0	12	15	4	0	9	0	1	2	0	1	90	4
8:20 AM	0	0	0	4	43	0	15	16	5	0	12	0	0	2	2	2	95	6
8:25 AM	0	0	0	3	40	0	10	23	5	0	13	1	0	5	3	1	95	9
8:30 AM	0	0	0	1	32	0	11	17	1	0	13	1	3	3	2	1	76	9
8:35 AM	0	0	0	1	42	0	11	17	6	0	19	2	0	2	1	2	98	5
8:40 AM	0	0	0	1	31	0	16	18	8	0	18	0	0	0	2	1	92	3
8:45 AM	0	0	0	1	26	0	12	25	8	0	16	1	0	0	0	1	89	1
8:50 AM	0	0	0	4	31	0	10	22	4	0	15	2	0	0	0	1	88	1
8:55 AM	0	0	0	3	31	0	13	30	6	0	21	1	0	2	0	0	105	2
HOURLY TOTALS	Southbound			Westbound			Northbound			Eastbound			Pedestrians By Approach				TOTAL	
7:00 AM	0	0	0	23	510	0	90	171	59	0	86	1	5	20	17	7	940	49
7:15 AM	0	0	0	24	523	0	95	189	58	0	108	1	4	20	14	6	998	44
7:30 AM	0	0	0	26	518	0	114	214	60	0	112	2	3	23	16	10	1046	52
7:45 AM	0	0	0	24	495	0	132	212	57	0	141	5	4	26	16	12	1066	58
8:00 AM	0	0	0	27	452	0	141	235	59	0	168	8	4	18	12	12	1090	46

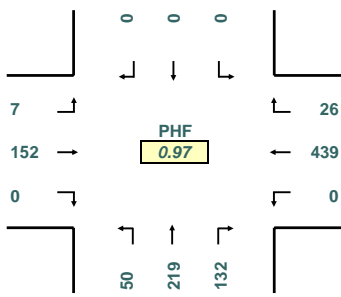
INTERSECTION: *N Williams Ave--/N Fremont St--*
 PROJECT ID#:
 QC JOB #: 10247118

START TIME: 7:00 AM
 END TIME: 9:00 AM
 DATE: 4/11/2007

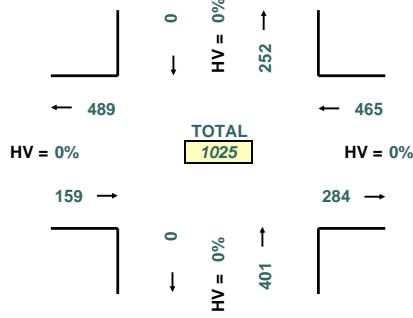


16285 SW 85th Avenue, Ste. 302
 Tigard, OR 97224
 Phone: 503-620-4242
 Fax: 503 620-4545
 www.qualitycounts.net

PEAK HOUR TURNING MOVEMENTS



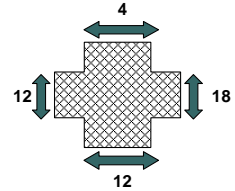
PEAK HOUR LINK VOLUMES



PEAK HOUR: 8:00 AM TO 9:00 AM

PEAK 15 MINUTES: 8:15 AM TO 8:30 AM

PEAK HOUR PED CROSSING VOLUMES



5-MINUTE COUNT PERIOD BEGINNING AT	N Williams Ave-- (Southbound)			N Fremont St-- (Westbound)			N Williams Ave-- (Northbound)			N Fremont St-- (Eastbound)			Crosswalk Usage (Peds By Approach)				TOTAL	
	Right	Thru	Left	Right	Thru	Left	Right	Thru	Left	Right	Thru	Left	North	East	South	West	Veh	Peds
7:00 AM	0	0	0	2	33	0	5	14	5	0	5	0	1	0	1	1	64	3
7:05 AM	0	0	0	1	38	0	6	7	4	0	4	0	0	1	2	0	60	3
7:10 AM	0	0	0	3	42	0	12	11	3	0	0	0	0	1	2	2	71	5
7:15 AM	0	0	0	4	45	0	6	7	2	0	9	0	0	0	1	0	73	1
7:20 AM	0	0	0	1	44	0	6	13	3	0	11	0	2	6	2	0	78	10
7:25 AM	0	0	0	2	42	0	4	8	5	0	7	0	0	0	0	0	68	0
7:30 AM	0	0	0	1	36	0	6	15	7	0	2	0	0	0	2	0	67	2
7:35 AM	0	0	0	3	50	0	6	20	3	0	7	0	2	1	2	2	89	7
7:40 AM	0	0	0	1	38	0	6	14	5	0	9	0	0	1	1	0	73	2
7:45 AM	0	0	0	2	44	0	7	16	4	0	5	0	0	3	3	1	78	7
7:50 AM	0	0	0	1	42	0	8	14	6	0	9	0	0	3	1	0	80	4
7:55 AM	0	0	0	2	42	0	10	23	5	0	6	1	0	4	0	1	89	5
8:00 AM	0	0	0	2	48	0	7	12	2	0	7	0	0	1	0	1	78	2
8:05 AM	0	0	0	1	38	0	14	14	5	0	7	0	0	1	2	0	79	3
8:10 AM	0	0	0	4	40	0	7	24	3	0	10	0	0	0	0	1	88	1
8:15 AM	0	0	0	1	47	0	12	13	4	0	8	0	1	2	0	1	85	4
8:20 AM	0	0	0	4	40	0	14	15	4	0	12	0	0	2	2	2	89	6
8:25 AM	0	0	0	3	38	0	10	22	4	0	13	1	0	5	3	1	91	9
8:30 AM	0	0	0	1	31	0	11	15	1	0	13	1	3	3	2	1	73	9
8:35 AM	0	0	0	1	42	0	11	16	5	0	18	1	0	2	1	2	94	5
8:40 AM	0	0	0	1	31	0	15	17	7	0	15	0	0	0	2	1	86	3
8:45 AM	0	0	0	1	25	0	10	23	6	0	14	1	0	0	0	1	80	1
8:50 AM	0	0	0	4	30	0	10	21	3	0	15	2	0	0	0	1	85	1
8:55 AM	0	0	0	3	29	0	11	27	6	0	20	1	0	2	0	0	97	2
HOURLY TOTALS	Southbound			Westbound			Northbound			Eastbound			Pedestrians By Approach				TOTAL	
	Right	Thru	Left	Right	Thru	Left	Right	Thru	Left	Right	Thru	Left	North	East	South	West	Veh	Peds
7:00 AM	0	0	0	23	496	0	82	162	52	0	74	1	5	20	17	7	890	49
7:15 AM	0	0	0	24	509	0	87	180	50	0	89	1	4	20	14	6	940	44
7:30 AM	0	0	0	25	503	0	107	202	52	0	95	2	3	23	16	10	986	52
7:45 AM	0	0	0	23	483	0	126	201	50	0	123	4	4	26	16	12	1010	58
8:00 AM	0	0	0	26	439	0	132	219	50	0	152	7	4	18	12	12	1025	46

INTERSECTION: *N Williams Ave--/N Fremont St--*
 PROJECT ID#:
 QC JOB #: 10247118

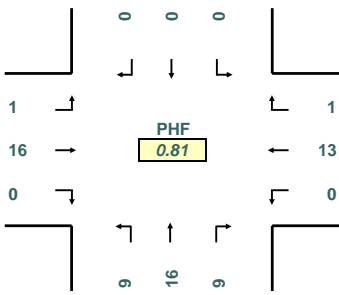
START TIME: 7:00 AM
 END TIME: 9:00 AM
 DATE: 4/11/2007



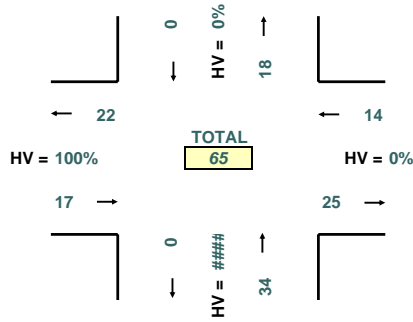
16285 SW 85th Avenue, Ste. 302
 Tigard, OR 97224
 Phone: 503-620-4242
 Fax: 503 620-4545

www.qualitycounts.net

PEAK HOUR TURNING MOVEMENTS



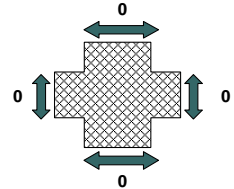
PEAK HOUR LINK VOLUMES



PEAK HOUR: 8:00 AM TO 9:00 AM

PEAK 15 MINUTES: 8:45 AM TO 9:00 AM

PEAK HOUR PED CROSSING VOLUMES



5-MINUTE COUNT PERIOD BEGINNING AT	N Williams Ave-- (Southbound)			N Fremont St-- (Westbound)			N Williams Ave-- (Northbound)			N Fremont St-- (Eastbound)			Crosswalk Usage (Peds By Approach)				TOTAL	
	Right	Thru	Left	Right	Thru	Left	Right	Thru	Left	Right	Thru	Left	North	East	South	West	Veh	Peds
7:00 AM	0	0	0	0	0	0	2	1	0	0	0	0	0	0	0	0	3	0
7:05 AM	0	0	0	0	1	0	0	1	1	0	1	0	0	0	0	0	4	0
7:10 AM	0	0	0	0	1	0	1	0	0	0	0	0	0	0	0	0	2	0
7:15 AM	0	0	0	0	0	0	1	1	1	0	0	0	0	0	0	0	3	0
7:20 AM	0	0	0	0	2	0	0	0	0	0	2	0	0	0	0	0	4	0
7:25 AM	0	0	0	0	3	0	1	0	1	0	1	0	0	0	0	0	6	0
7:30 AM	0	0	0	0	2	0	0	2	0	0	3	0	0	0	0	0	7	0
7:35 AM	0	0	0	0	0	0	0	1	1	0	0	0	0	0	0	0	2	0
7:40 AM	0	0	0	0	2	0	2	2	2	0	0	0	0	0	0	0	8	0
7:45 AM	0	0	0	0	1	0	1	1	0	0	0	0	0	0	0	0	3	0
7:50 AM	0	0	0	0	1	0	0	0	1	0	0	0	0	0	0	0	2	0
7:55 AM	0	0	0	0	1	0	0	0	0	0	5	0	0	0	0	0	6	0
8:00 AM	0	0	0	0	0	0	0	1	1	0	1	0	0	0	0	0	3	0
8:05 AM	0	0	0	0	2	0	2	1	0	0	4	0	0	0	0	0	9	0
8:10 AM	0	0	0	0	0	0	1	0	1	0	3	0	0	0	0	0	5	0
8:15 AM	0	0	0	1	1	0	0	2	0	0	1	0	0	0	0	0	5	0
8:20 AM	0	0	0	0	3	0	1	1	1	0	0	0	0	0	0	0	6	0
8:25 AM	0	0	0	0	2	0	0	1	1	0	0	0	0	0	0	0	4	0
8:30 AM	0	0	0	0	1	0	0	2	0	0	0	0	0	0	0	0	3	0
8:35 AM	0	0	0	0	0	0	0	1	1	0	1	1	0	0	0	0	4	0
8:40 AM	0	0	0	0	0	0	1	1	1	0	3	0	0	0	0	0	6	0
8:45 AM	0	0	0	0	1	0	2	2	2	0	2	0	0	0	0	0	9	0
8:50 AM	0	0	0	0	1	0	0	1	1	0	0	0	0	0	0	0	3	0
8:55 AM	0	0	0	0	2	0	2	3	0	0	1	0	0	0	0	0	8	0
HOURLY TOTALS	Southbound			Westbound			Northbound			Eastbound			Pedestrians By Approach				TOTAL	
7:00 AM	0	0	0	0	14	0	8	9	7	0	12	0	0	0	0	0	50	0
7:15 AM	0	0	0	0	14	0	8	9	8	0	19	0	0	0	0	0	58	0
7:30 AM	0	0	0	1	15	0	7	12	8	0	17	0	0	0	0	0	60	0
7:45 AM	0	0	0	1	12	0	6	11	7	0	18	1	0	0	0	0	56	0
8:00 AM	0	0	0	1	13	0	9	16	9	0	16	1	0	0	0	0	65	0

INTERSECTION: *NE MLK Jr Blvd--N Fremont St--*
 PROJECT ID#:
 QC JOB #: 10247119

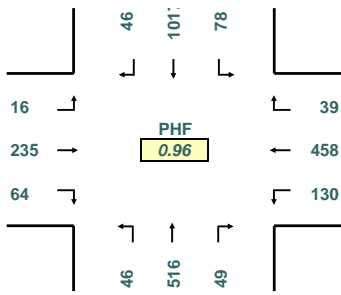
START TIME: 7:00 AM
 END TIME: 9:00 AM
 DATE: 4/11/2007



16285 SW 85th Avenue, Ste. 302
 Tigard, OR 97224
 Phone: 503-620-4242
 Fax: 503 620-4545

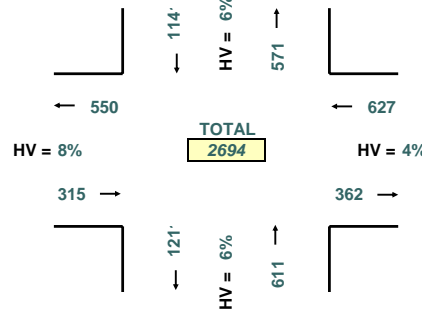
www.qualitycounts.net

PEAK HOUR TURNING MOVEMENTS



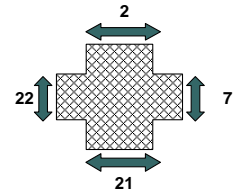
PEAK HOUR: 8:00 AM TO 9:00 AM

PEAK HOUR LINK VOLUMES



PEAK 15 MINUTES: 8:30 AM TO 8:45 AM

PEAK HOUR PED CROSSING VOLUMES



5-MINUTE COUNT PERIOD BEGINNING AT	<i>NE MLK Jr Blvd-- (Southbound)</i>			<i>N Fremont St-- (Westbound)</i>			<i>NE MLK Jr Blvd-- (Northbound)</i>			<i>N Fremont St-- (Eastbound)</i>			Crosswalk Usage (Peds By Approach)				TOTAL	
	Right	Thru	Left	Right	Thru	Left	Right	Thru	Left	Right	Thru	Left	North	East	South	West	Veh	Peds
7:00 AM	5	43	2	2	32	7	2	25	0	4	8	2	0	0	1	2	132	3
7:05 AM	4	48	3	1	33	7	6	21	3	2	8	2	0	0	0	0	138	0
7:10 AM	8	64	2	2	34	5	1	26	2	0	8	2	0	0	1	0	154	1
7:15 AM	7	63	1	3	37	9	0	18	3	2	12	0	0	1	2	1	155	4
7:20 AM	6	72	6	5	49	11	3	21	0	4	14	0	0	1	0	0	191	1
7:25 AM	4	72	3	0	36	10	2	30	3	0	9	1	1	0	1	1	170	3
7:30 AM	3	71	4	4	45	8	2	34	3	2	13	0	1	0	1	1	189	3
7:35 AM	2	84	2	0	42	11	0	27	4	1	10	3	0	0	2	0	186	2
7:40 AM	7	88	4	1	41	12	3	37	4	4	11	1	0	0	0	1	213	1
7:45 AM	5	105	0	5	37	9	1	21	3	1	8	1	0	0	0	0	196	0
7:50 AM	8	95	0	4	39	17	2	38	4	3	15	2	0	2	5	3	227	10
7:55 AM	5	79	7	3	53	10	2	16	5	3	18	1	0	0	0	1	202	1
8:00 AM	2	82	7	5	26	15	3	35	5	5	13	0	0	0	1	4	198	5
8:05 AM	5	102	10	3	37	14	5	35	2	0	16	2	0	0	2	0	231	2
8:10 AM	2	81	2	4	38	8	2	37	5	8	24	1	0	0	2	1	212	3
8:15 AM	1	83	6	6	47	7	6	40	3	6	18	1	0	0	5	2	224	7
8:20 AM	6	76	6	4	37	8	5	44	5	7	13	2	1	1	0	2	213	4
8:25 AM	6	86	6	1	49	14	1	55	4	5	22	0	0	1	4	1	249	6
8:30 AM	5	77	8	5	45	10	4	41	0	6	23	2	0	2	1	2	226	5
8:35 AM	6	79	15	2	33	10	6	50	6	4	24	1	0	0	1	2	236	3
8:40 AM	4	96	5	4	31	10	3	53	4	3	25	1	1	1	1	0	239	3
8:45 AM	2	86	2	3	43	8	3	31	3	5	17	2	0	0	1	2	205	3
8:50 AM	1	75	7	2	45	13	3	36	4	8	23	2	0	0	3	3	219	6
8:55 AM	6	94	4	0	27	13	8	59	5	7	17	2	0	2	0	3	242	5
HOURLY TOTALS	Southbound			Westbound			Northbound			Eastbound			Pedestrians By Approach				TOTAL	
7:00 AM	64	884	34	30	478	116	24	314	34	26	134	15	2	4	13	10	2153	29
7:15 AM	56	994	46	37	480	134	25	349	41	33	163	12	2	4	16	13	2370	35
7:30 AM	52	1032	54	40	491	133	32	419	47	45	181	14	2	4	22	16	2540	44
7:45 AM	55	1041	72	46	472	132	40	465	46	51	219	14	2	7	22	18	2653	49
8:00 AM	46	1017	78	39	458	130	49	516	46	64	235	16	2	7	21	22	2694	52

INTERSECTION: *NE MLK Jr Blvd--N Fremont St--*
 PROJECT ID#:
 QC JOB #: 10247119

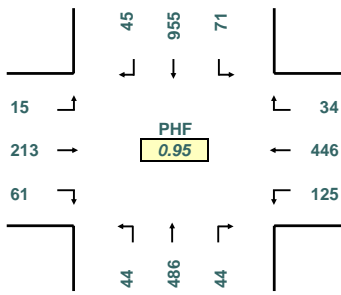
START TIME: 7:00 AM
 END TIME: 9:00 AM
 DATE: 4/11/2007



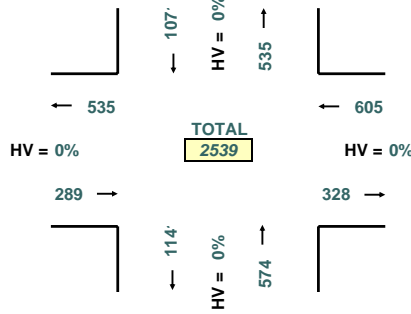
16285 SW 85th Avenue, Ste. 302
 Tigard, OR 97224
 Phone: 503-620-4242
 Fax: 503 620-4545

www.qualitycounts.net

PEAK HOUR TURNING MOVEMENTS



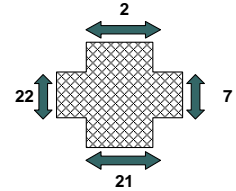
PEAK HOUR LINK VOLUMES



PEAK HOUR: 8:00 AM TO 9:00 AM

PEAK 15 MINUTES: 8:30 AM TO 8:45 AM

PEAK HOUR PED CROSSING VOLUMES



5-MINUTE COUNT PERIOD BEGINNING AT	NE MLK Jr Blvd-- (Southbound)			N Fremont St-- (Westbound)			NE MLK Jr Blvd-- (Northbound)			N Fremont St-- (Eastbound)			Crosswalk Usage (Peds By Approach)				TOTAL	
	Right	Thru	Left	Right	Thru	Left	Right	Thru	Left	Right	Thru	Left	North	East	South	West	Veh	Peds
7:00 AM	5	42	2	1	32	7	2	25	0	4	6	1	0	0	1	2	127	3
7:05 AM	4	44	2	1	32	7	5	19	3	2	8	2	0	0	0	0	129	0
7:10 AM	8	62	2	2	33	5	1	23	1	0	7	2	0	0	1	0	146	1
7:15 AM	7	61	1	3	37	9	0	16	3	2	12	0	0	1	2	1	151	4
7:20 AM	4	64	5	5	48	11	2	21	0	3	13	0	0	1	0	0	176	1
7:25 AM	4	65	3	0	34	10	2	29	2	0	8	1	1	0	1	1	158	3
7:30 AM	3	67	4	4	44	8	2	33	2	1	10	0	1	0	1	1	178	3
7:35 AM	2	83	2	0	42	11	0	27	4	1	10	3	0	0	2	0	185	2
7:40 AM	7	83	3	1	39	12	2	36	4	4	9	1	0	0	0	1	201	1
7:45 AM	2	99	0	5	37	9	1	18	3	1	8	1	0	0	0	0	184	0
7:50 AM	8	91	0	4	38	17	2	37	4	2	14	2	0	2	5	3	219	10
7:55 AM	5	76	7	3	52	10	2	14	5	3	13	1	0	0	0	1	191	1
8:00 AM	2	74	6	5	26	12	1	34	5	5	12	0	0	0	1	4	182	5
8:05 AM	5	100	9	3	36	14	5	33	1	0	12	2	0	0	2	0	220	2
8:10 AM	2	75	2	3	37	8	2	36	5	7	18	1	0	0	2	1	196	3
8:15 AM	1	74	5	6	47	7	6	39	3	6	16	1	0	0	5	2	211	7
8:20 AM	6	72	6	4	34	8	4	39	4	7	12	2	1	1	0	2	198	4
8:25 AM	6	80	6	1	47	14	1	49	4	5	21	0	0	1	4	1	234	6
8:30 AM	5	74	7	4	43	10	4	37	0	6	23	2	0	2	1	2	215	5
8:35 AM	6	75	13	2	33	10	5	50	6	4	23	1	0	0	1	2	228	3
8:40 AM	4	91	4	4	30	9	2	50	4	2	24	1	1	1	1	0	225	3
8:45 AM	2	81	2	1	42	7	3	28	3	4	15	2	0	0	1	2	190	3
8:50 AM	1	71	7	1	45	13	3	34	4	8	21	2	0	0	3	3	210	6
8:55 AM	5	88	4	0	26	13	8	57	5	7	16	1	0	2	0	3	230	5
HOURLY TOTALS	Southbound			Westbound			Northbound			Eastbound			Pedestrians By Approach				TOTAL	
7:00 AM	59	837	31	29	468	116	21	298	31	23	118	14	2	4	13	10	2045	29
7:15 AM	51	938	42	36	470	131	21	334	38	29	139	12	2	4	16	13	2241	35
7:30 AM	49	974	50	39	479	130	28	395	44	42	155	14	2	4	22	16	2399	44
7:45 AM	52	981	65	44	460	128	35	436	44	48	196	14	2	7	22	18	2503	49
8:00 AM	45	955	71	34	446	125	44	486	44	61	213	15	2	7	21	22	2539	52

INTERSECTION: *NE MLK Jr Blvd--N Fremont St--*
 PROJECT ID#:
 QC JOB #: 10247119

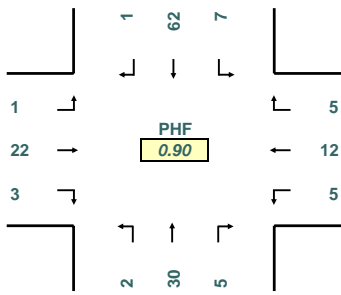
START TIME: 7:00 AM
 END TIME: 9:00 AM
 DATE: 4/11/2007



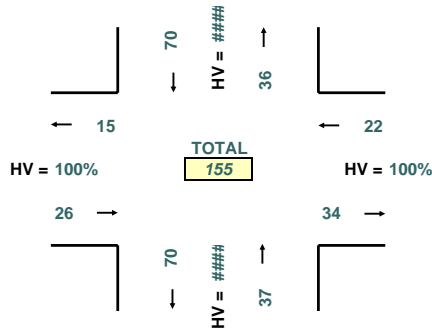
16285 SW 85th Avenue, Ste. 302
 Tigard, OR 97224
 Phone: 503-620-4242
 Fax: 503 620-4545

www.qualitycounts.net

PEAK HOUR TURNING MOVEMENTS



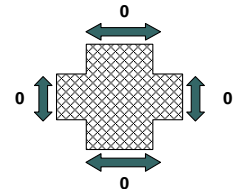
PEAK HOUR LINK VOLUMES



PEAK HOUR: 8:00 AM TO 9:00 AM

PEAK 15 MINUTES: 8:15 AM TO 8:30 AM

PEAK HOUR PED CROSSING VOLUMES



5-MINUTE COUNT PERIOD BEGINNING AT	NE MLK Jr Blvd-- (Southbound)			N Fremont St-- (Westbound)			NE MLK Jr Blvd-- (Northbound)			N Fremont St-- (Eastbound)			Crosswalk Usage (Peds By Approach)				TOTAL	
	Right	Thru	Left	Right	Thru	Left	Right	Thru	Left	Right	Thru	Left	North	East	South	West	Veh	Peds
7:00 AM	0	1	0	1	0	0	0	0	0	0	2	1	0	0	0	0	5	0
7:05 AM	0	4	1	0	1	0	1	2	0	0	0	0	0	0	0	0	9	0
7:10 AM	0	2	0	0	1	0	0	3	1	0	1	0	0	0	0	0	8	0
7:15 AM	0	2	0	0	0	0	0	2	0	0	0	0	0	0	0	0	4	0
7:20 AM	2	8	1	0	1	0	1	0	0	1	1	0	0	0	0	0	15	0
7:25 AM	0	7	0	0	2	0	0	1	1	0	1	0	0	0	0	0	12	0
7:30 AM	0	4	0	0	1	0	0	1	1	1	3	0	0	0	0	0	11	0
7:35 AM	0	1	0	0	0	0	0	0	0	0	0	0	0	0	0	0	1	0
7:40 AM	0	5	1	0	2	0	1	1	0	0	2	0	0	0	0	0	12	0
7:45 AM	3	6	0	0	0	0	0	3	0	0	0	0	0	0	0	0	12	0
7:50 AM	0	4	0	0	1	0	0	1	0	1	1	0	0	0	0	0	8	0
7:55 AM	0	3	0	0	1	0	0	2	0	0	5	0	0	0	0	0	11	0
8:00 AM	0	8	1	0	0	3	2	1	0	0	1	0	0	0	0	0	16	0
8:05 AM	0	2	1	0	1	0	0	2	1	0	4	0	0	0	0	0	11	0
8:10 AM	0	6	0	1	1	0	0	1	0	1	6	0	0	0	0	0	16	0
8:15 AM	0	9	1	0	0	0	0	1	0	0	2	0	0	0	0	0	13	0
8:20 AM	0	4	0	0	3	0	1	5	1	0	1	0	0	0	0	0	15	0
8:25 AM	0	6	0	0	2	0	0	6	0	0	1	0	0	0	0	0	15	0
8:30 AM	0	3	1	1	2	0	0	4	0	0	0	0	0	0	0	0	11	0
8:35 AM	0	4	2	0	0	0	1	0	0	0	1	0	0	0	0	0	8	0
8:40 AM	0	5	1	0	1	1	1	3	0	1	1	0	0	0	0	0	14	0
8:45 AM	0	5	0	2	1	1	0	3	0	1	2	0	0	0	0	0	15	0
8:50 AM	0	4	0	1	0	0	0	2	0	0	2	0	0	0	0	0	9	0
8:55 AM	1	6	0	0	1	0	0	2	0	0	1	1	0	0	0	0	12	0
HOURLY TOTALS	Southbound			Westbound			Northbound			Eastbound			Pedestrians By Approach				TOTAL	
7:00 AM	5	47	3	1	10	0	3	16	3	3	16	1	0	0	0	0	108	0
7:15 AM	5	56	4	1	10	3	4	15	3	4	24	0	0	0	0	0	129	0
7:30 AM	3	58	4	1	12	3	4	24	3	3	26	0	0	0	0	0	141	0
7:45 AM	3	60	7	2	12	4	5	29	2	3	23	0	0	0	0	0	150	0
8:00 AM	1	62	7	5	12	5	5	30	2	3	22	1	0	0	0	0	155	0

INTERSECTION: *N Greeley Ave--N Going St-South--*
 PROJECT ID#:
 QC JOB #: 10247104

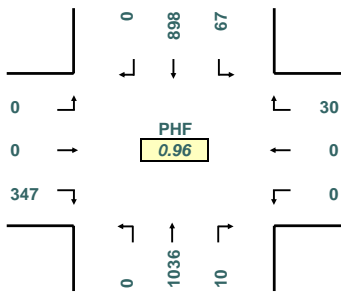
START TIME: 7:00 AM
 END TIME: 9:00 AM
 DATE: 4/11/2007



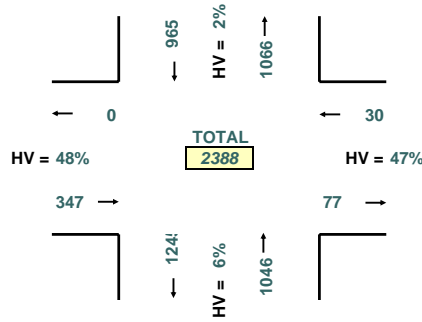
16285 SW 85th Avenue, Ste. 302
 Tigard, OR 97224
 Phone: 503-620-4242
 Fax: 503 620-4545

www.qualitycounts.net

PEAK HOUR TURNING MOVEMENTS



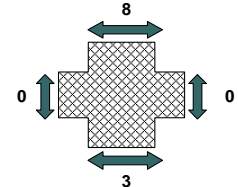
PEAK HOUR LINK VOLUMES



PEAK HOUR: 7:30 AM TO 8:30 AM

PEAK 15 MINUTES: 8:00 AM TO 8:15 AM

PEAK HOUR PED CROSSING VOLUMES



5-MINUTE COUNT PERIOD BEGINNING AT	<i>N Greeley Ave-- (Southbound)</i>			<i>N Going St -South (Westbound)</i>			<i>N Greeley Ave-- (Northbound)</i>			<i>N Going St -South (Eastbound)</i>			Crosswalk Usage (Peds By Approach)				TOTAL	
	Right	Thru	Left	Right	Thru	Left	Right	Thru	Left	Right	Thru	Left	North	East	South	West	Veh	Peds
7:00 AM	0	44	0	1	0	0	4	89	0	10	0	0	1	0	0	0	148	1
7:05 AM	0	39	4	4	0	0	3	82	0	17	0	0	2	0	0	0	149	2
7:10 AM	0	60	8	2	0	0	1	90	0	14	0	0	1	0	1	0	175	2
7:15 AM	0	62	5	4	0	0	0	105	0	27	0	0	2	0	1	0	203	3
7:20 AM	0	56	8	4	0	0	0	101	0	19	0	0	2	0	0	0	188	2
7:25 AM	0	60	5	2	0	0	5	106	0	13	0	0	2	0	0	0	191	2
7:30 AM	0	67	4	1	0	0	0	91	0	29	0	0	1	0	1	0	192	2
7:35 AM	0	84	5	1	0	0	0	78	0	15	0	0	2	0	0	0	183	2
7:40 AM	0	79	7	2	0	0	1	96	0	18	0	0	1	0	0	0	203	1
7:45 AM	0	77	6	1	0	0	0	80	0	20	0	0	1	0	0	0	184	1
7:50 AM	0	83	3	2	0	0	3	84	0	34	0	0	2	0	0	0	209	2
7:55 AM	0	79	2	3	0	0	0	81	0	20	0	0	1	0	2	0	185	3
8:00 AM	0	73	6	3	0	0	0	102	0	16	0	0	0	0	0	0	200	0
8:05 AM	0	69	6	2	0	0	1	108	0	28	0	0	0	0	0	0	214	0
8:10 AM	0	79	5	6	0	0	2	79	0	38	0	0	0	0	0	0	209	0
8:15 AM	0	57	10	1	0	0	2	88	0	37	0	0	0	0	0	0	195	0
8:20 AM	0	87	4	4	0	0	1	84	0	43	0	0	0	0	0	0	223	0
8:25 AM	0	64	9	4	0	0	0	65	0	49	0	0	0	0	0	0	191	0
8:30 AM	0	48	9	0	0	0	2	65	0	31	0	0	0	0	0	0	155	0
8:35 AM	0	71	6	1	0	0	1	69	0	31	0	0	0	0	0	0	179	0
8:40 AM	0	56	4	2	0	0	0	63	0	53	0	0	0	0	0	0	178	0
8:45 AM	0	68	4	2	0	0	1	59	0	61	0	0	0	0	0	0	195	0
8:50 AM	0	37	8	4	0	0	0	64	0	51	0	0	0	0	0	0	164	0
8:55 AM	0	40	7	2	0	0	1	80	0	23	0	0	0	0	0	0	153	0
HOURLY TOTALS	Southbound			Westbound			Northbound			Eastbound			Pedestrians By Approach				TOTAL	
	Right	Thru	Left	Right	Thru	Left	Right	Thru	Left	Right	Thru	Left	North	East	South	West	Veh	Peds
7:00 AM	0	790	57	27	0	0	17	1083	0	236	0	0	18	0	5	0	2210	23
7:15 AM	0	868	62	31	0	0	12	1111	0	277	0	0	14	0	4	0	2361	18
7:30 AM	0	898	67	30	0	0	10	1036	0	347	0	0	8	0	3	0	2388	11
7:45 AM	0	843	70	29	0	0	12	968	0	400	0	0	4	0	2	0	2322	6
8:00 AM	0	749	78	31	0	0	11	926	0	461	0	0	0	0	0	0	2256	0

INTERSECTION: *N Greeley Ave--N Going St-South--*
 PROJECT ID#:
 QC JOB #: 10247104

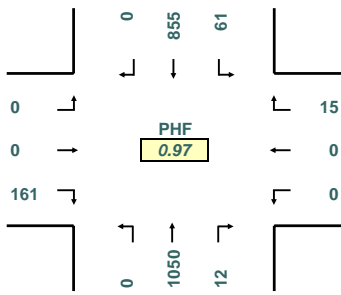
START TIME: 7:00 AM
 END TIME: 9:00 AM
 DATE: 4/11/2007



16285 SW 85th Avenue, Ste. 302
 Tigard, OR 97224
 Phone: 503-620-4242
 Fax: 503 620-4545

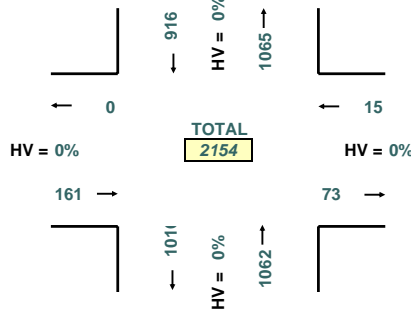
www.qualitycounts.net

PEAK HOUR TURNING MOVEMENTS



PHF
0.97

PEAK HOUR LINK VOLUMES

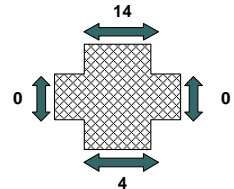


TOTAL
2154

PEAK HOUR: 7:15 AM TO 8:15 AM

PEAK 15 MINUTES: 8:00 AM TO 8:15 AM

PEAK HOUR PED CROSSING VOLUMES



5-MINUTE COUNT PERIOD BEGINNING AT	<i>N Greeley Ave-- (Southbound)</i>			<i>N Going St -South (Westbound)</i>			<i>N Greeley Ave-- (Northbound)</i>			<i>N Going St -South (Eastbound)</i>			Crosswalk Usage (Peds By Approach)				TOTAL	
	Right	Thru	Left	Right	Thru	Left	Right	Thru	Left	Right	Thru	Left	North	East	South	West	Veh	Peds
7:00 AM	0	41	0	0	0	0	4	84	0	2	0	0	1	0	0	0	131	1
7:05 AM	0	39	4	4	0	0	3	78	0	10	0	0	2	0	0	0	138	2
7:10 AM	0	59	7	1	0	0	1	86	0	6	0	0	1	0	1	0	160	2
7:15 AM	0	62	5	2	0	0	0	102	0	15	0	0	2	0	1	0	186	3
7:20 AM	0	56	8	3	0	0	0	97	0	13	0	0	2	0	0	0	177	2
7:25 AM	0	59	5	0	0	0	5	98	0	7	0	0	2	0	0	0	174	2
7:30 AM	0	67	4	0	0	0	0	88	0	16	0	0	1	0	1	0	175	2
7:35 AM	0	82	5	1	0	0	0	76	0	9	0	0	2	0	0	0	173	2
7:40 AM	0	77	7	2	0	0	1	89	0	8	0	0	1	0	0	0	184	1
7:45 AM	0	76	6	0	0	0	0	74	0	12	0	0	1	0	0	0	168	1
7:50 AM	0	83	3	0	0	0	3	75	0	24	0	0	2	0	0	0	188	2
7:55 AM	0	78	2	1	0	0	0	78	0	14	0	0	1	0	2	0	173	3
8:00 AM	0	70	6	0	0	0	0	95	0	4	0	0	0	0	0	0	175	0
8:05 AM	0	66	6	2	0	0	1	102	0	19	0	0	0	0	0	0	196	0
8:10 AM	0	79	4	4	0	0	2	76	0	20	0	0	0	0	0	0	185	0
8:15 AM	0	55	9	0	0	0	2	84	0	16	0	0	0	0	0	0	166	0
8:20 AM	0	82	4	4	0	0	1	79	0	21	0	0	0	0	0	0	191	0
8:25 AM	0	62	9	2	0	0	0	62	0	19	0	0	0	0	0	0	154	0
8:30 AM	0	44	9	0	0	0	2	65	0	10	0	0	0	0	0	0	130	0
8:35 AM	0	65	6	0	0	0	1	69	0	14	0	0	0	0	0	0	155	0
8:40 AM	0	56	4	2	0	0	0	58	0	17	0	0	0	0	0	0	137	0
8:45 AM	0	66	4	2	0	0	1	55	0	17	0	0	0	0	0	0	145	0
8:50 AM	0	36	7	3	0	0	0	54	0	20	0	0	0	0	0	0	120	0
8:55 AM	0	39	7	2	0	0	1	70	0	10	0	0	0	0	0	0	129	0
HOURLY TOTALS	Southbound			Westbound			Northbound			Eastbound			Pedestrians By Approach				TOTAL	
7:00 AM	0	779	56	14	0	0	17	1025	0	136	0	0	18	0	5	0	2027	23
7:15 AM	0	855	61	15	0	0	12	1050	0	161	0	0	14	0	4	0	2154	18
7:30 AM	0	877	65	16	0	0	10	978	0	182	0	0	8	0	3	0	2128	11
7:45 AM	0	816	68	15	0	0	12	917	0	190	0	0	4	0	2	0	2018	6
8:00 AM	0	720	75	21	0	0	11	869	0	187	0	0	0	0	0	0	1883	0

INTERSECTION: *N Greeley Ave--N Going St-South*
 PROJECT ID#:
 QC JOB #: 10247104

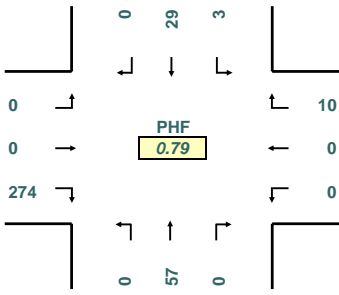
START TIME: 7:00 AM
 END TIME: 9:00 AM
 DATE: 4/11/2007



16285 SW 85th Avenue, Ste. 302
 Tigard, OR 97224
 Phone: 503-620-4242
 Fax: 503 620-4545

www.qualitycounts.net

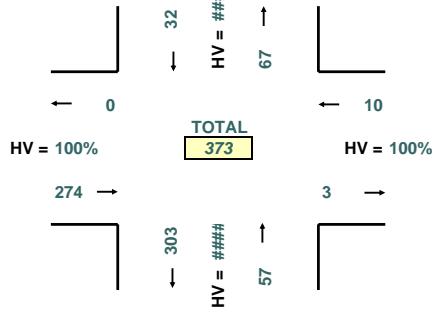
PEAK HOUR TURNING MOVEMENTS



PHF
0.79

PEAK HOUR: 8:00 AM TO 9:00 AM

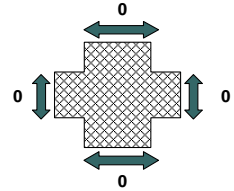
PEAK HOUR LINK VOLUMES



TOTAL
373

PEAK 15 MINUTES: 8:45 AM TO 9:00 AM

PEAK HOUR PED CROSSING VOLUMES



5-MINUTE COUNT PERIOD BEGINNING AT	<i>N Greeley Ave-- (Southbound)</i>			<i>N Going St -South (Westbound)</i>			<i>N Greeley Ave-- (Northbound)</i>			<i>N Going St -South (Eastbound)</i>			Crosswalk Usage (Peds By Approach)				TOTAL	
	Right	Thru	Left	Right	Thru	Left	Right	Thru	Left	Right	Thru	Left	North	East	South	West	Veh	Peds
7:00 AM	0	3	0	1	0	0	0	5	0	8	0	0	0	0	0	0	17	0
7:05 AM	0	0	0	0	0	0	0	4	0	7	0	0	0	0	0	0	11	0
7:10 AM	0	1	1	1	0	0	0	4	0	8	0	0	0	0	0	0	15	0
7:15 AM	0	0	0	2	0	0	0	3	0	12	0	0	0	0	0	0	17	0
7:20 AM	0	0	0	1	0	0	0	4	0	6	0	0	0	0	0	0	11	0
7:25 AM	0	1	0	2	0	0	0	8	0	6	0	0	0	0	0	0	17	0
7:30 AM	0	0	0	1	0	0	0	3	0	13	0	0	0	0	0	0	17	0
7:35 AM	0	2	0	0	0	0	0	2	0	6	0	0	0	0	0	0	10	0
7:40 AM	0	2	0	0	0	0	0	7	0	10	0	0	0	0	0	0	19	0
7:45 AM	0	1	0	1	0	0	0	6	0	8	0	0	0	0	0	0	16	0
7:50 AM	0	0	0	2	0	0	0	9	0	10	0	0	0	0	0	0	21	0
7:55 AM	0	1	0	2	0	0	0	3	0	6	0	0	0	0	0	0	12	0
8:00 AM	0	3	0	3	0	0	0	7	0	12	0	0	0	0	0	0	25	0
8:05 AM	0	3	0	0	0	0	0	6	0	9	0	0	0	0	0	0	18	0
8:10 AM	0	0	1	2	0	0	0	3	0	18	0	0	0	0	0	0	24	0
8:15 AM	0	2	1	1	0	0	0	4	0	21	0	0	0	0	0	0	29	0
8:20 AM	0	5	0	0	0	0	0	5	0	22	0	0	0	0	0	0	32	0
8:25 AM	0	2	0	2	0	0	0	3	0	30	0	0	0	0	0	0	37	0
8:30 AM	0	4	0	0	0	0	0	0	0	21	0	0	0	0	0	0	25	0
8:35 AM	0	6	0	1	0	0	0	0	0	17	0	0	0	0	0	0	24	0
8:40 AM	0	0	0	0	0	0	0	5	0	36	0	0	0	0	0	0	41	0
8:45 AM	0	2	0	0	0	0	0	4	0	44	0	0	0	0	0	0	50	0
8:50 AM	0	1	1	1	0	0	0	10	0	31	0	0	0	0	0	0	44	0
8:55 AM	0	1	0	0	0	0	0	10	0	13	0	0	0	0	0	0	24	0
HOURLY TOTALS	Southbound			Westbound			Northbound			Eastbound			Pedestrians By Approach				TOTAL	
	Right	Thru	Left	Right	Thru	Left	Right	Thru	Left	Right	Thru	Left	North	East	South	West	Veh	Peds
7:00 AM	0	11	1	13	0	0	0	58	0	100	0	0	0	0	0	0	183	0
7:15 AM	0	13	1	16	0	0	0	61	0	116	0	0	0	0	0	0	207	0
7:30 AM	0	21	2	14	0	0	0	58	0	165	0	0	0	0	0	0	260	0
7:45 AM	0	27	2	14	0	0	0	51	0	210	0	0	0	0	0	0	304	0
8:00 AM	0	29	3	10	0	0	0	57	0	274	0	0	0	0	0	0	373	0

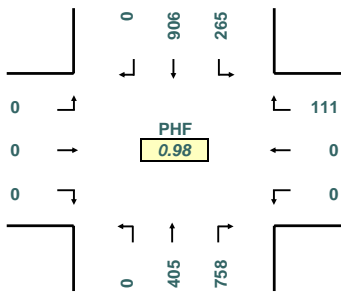
INTERSECTION: *N Greeley Ave--N Going St North*
 PROJECT ID#:
 QC JOB #: 10247103

START TIME: 7:00 AM
 END TIME: 9:00 AM
 DATE: 4/11/2007

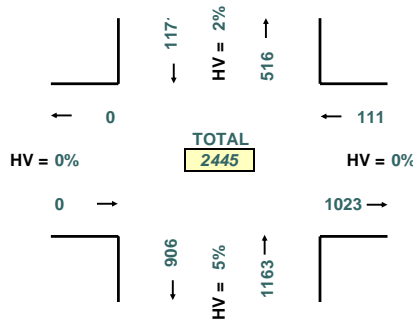


QUALITY COUNTS
 16285 SW 85th Avenue, Ste. 302
 Tigard, OR 97224
 Phone: 503-620-4242
 Fax: 503 620-4545
 www.qualitycounts.net

PEAK HOUR TURNING MOVEMENTS



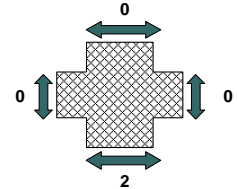
PEAK HOUR LINK VOLUMES



PEAK HOUR: 7:15 AM TO 8:15 AM

PEAK 15 MINUTES: 7:15 AM TO 7:30 AM

PEAK HOUR PED CROSSING VOLUMES



5-MINUTE COUNT PERIOD BEGINNING AT	<i>N Greeley Ave-- (Southbound)</i>			<i>N Going St -North (Westbound)</i>			<i>N Greeley Ave-- (Northbound)</i>			<i>N Going St -North (Eastbound)</i>			Crosswalk Usage (Peds By Approach)				TOTAL	
	Right	Thru	Left	Right	Thru	Left	Right	Thru	Left	Right	Thru	Left	North	East	South	West	Veh	Peds
7:00 AM	0	45	20	8	0	0	69	23	0	0	0	0	0	0	0	0	165	0
7:05 AM	0	48	24	3	0	0	57	26	0	0	0	0	0	0	0	0	158	0
7:10 AM	0	64	14	7	0	0	67	27	0	0	0	0	0	0	0	0	179	0
7:15 AM	0	68	25	11	0	0	89	31	0	0	0	0	0	0	0	0	224	0
7:20 AM	0	66	24	4	0	0	73	34	0	0	0	0	0	0	0	0	201	0
7:25 AM	0	73	22	6	0	0	68	28	0	0	0	0	0	0	0	0	197	0
7:30 AM	0	70	19	6	0	0	80	31	0	0	0	0	0	0	0	0	206	0
7:35 AM	0	84	24	13	0	0	45	28	0	0	0	0	0	0	0	0	194	0
7:40 AM	0	79	16	8	0	0	72	43	0	0	0	0	0	0	0	0	218	0
7:45 AM	0	87	22	13	0	0	52	25	0	0	0	0	0	0	0	0	199	0
7:50 AM	0	84	24	8	0	0	55	33	0	0	0	0	0	0	0	0	204	0
7:55 AM	0	77	24	12	0	0	60	30	0	0	0	0	0	2	0	0	203	2
8:00 AM	0	72	22	7	0	0	53	44	0	0	0	0	0	0	0	0	198	0
8:05 AM	0	72	30	10	0	0	66	37	0	0	0	0	0	0	0	0	215	0
8:10 AM	0	74	13	13	0	0	45	41	0	0	0	0	0	0	0	0	186	0
8:15 AM	0	65	19	17	0	0	40	41	0	0	0	0	0	0	0	0	182	0
8:20 AM	0	81	18	11	0	0	45	47	0	0	0	0	0	0	0	0	202	0
8:25 AM	0	73	19	8	0	0	27	40	0	0	0	0	0	2	0	0	167	0
8:30 AM	0	57	15	8	0	0	31	40	0	0	0	0	0	0	0	0	151	0
8:35 AM	0	66	10	10	0	0	37	44	0	0	0	0	0	0	0	0	167	0
8:40 AM	0	53	10	10	0	0	21	36	0	0	0	0	0	1	0	0	130	1
8:45 AM	0	71	7	8	0	0	29	33	0	0	0	0	0	0	0	0	148	0
8:50 AM	0	47	11	5	0	0	30	41	0	0	0	0	0	1	0	0	134	1
8:55 AM	0	42	15	10	0	0	35	44	0	0	0	0	0	1	0	0	146	1
HOURLY TOTALS	Southbound			Westbound			Northbound			Eastbound			Pedestrians By Approach				TOTAL	
7:00 AM	0	845	258	99	0	0	787	359	0	0	0	0	0	0	2	0	2348	2
7:15 AM	0	906	265	111	0	0	758	405	0	0	0	0	0	0	2	0	2445	2
7:30 AM	0	918	250	126	0	0	640	440	0	0	0	0	0	0	2	0	2374	2
7:45 AM	0	861	226	127	0	0	532	458	0	0	0	0	0	0	3	0	2204	3
8:00 AM	0	773	189	117	0	0	459	488	0	0	0	0	0	0	3	0	2026	3

INTERSECTION: *N Greeley Ave--N Going St-North--*
 PROJECT ID#:
 QC JOB #: 10247103

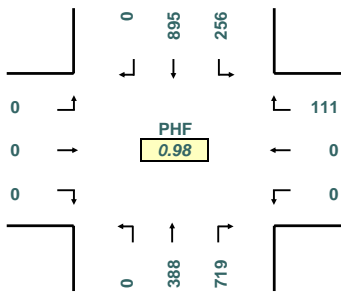
START TIME: 7:00 AM
 END TIME: 9:00 AM
 DATE: 4/11/2007



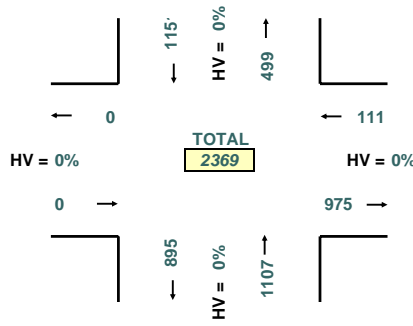
16285 SW 85th Avenue, Ste. 302
 Tigard, OR 97224
 Phone: 503-620-4242
 Fax: 503 620-4545

www.qualitycounts.net

PEAK HOUR TURNING MOVEMENTS



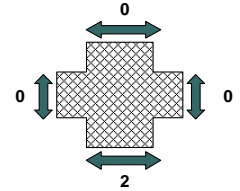
PEAK HOUR LINK VOLUMES



PEAK HOUR: 7:15 AM TO 8:15 AM

PEAK 15 MINUTES: 7:15 AM TO 7:30 AM

PEAK HOUR PED CROSSING VOLUMES



5-MINUTE COUNT PERIOD BEGINNING AT	<i>N Greeley Ave-- (Southbound)</i>			<i>N Going St -North-- (Westbound)</i>			<i>N Greeley Ave-- (Northbound)</i>			<i>N Going St -North-- (Eastbound)</i>			Crosswalk Usage (Peds By Approach)				TOTAL	
	Right	Thru	Left	Right	Thru	Left	Right	Thru	Left	Right	Thru	Left	North	East	South	West	Veh	Peds
7:00 AM	0	43	20	8	0	0	66	20	0	0	0	0	0	0	0	0	157	0
7:05 AM	0	48	23	3	0	0	54	24	0	0	0	0	0	0	0	0	152	0
7:10 AM	0	63	13	6	0	0	65	25	0	0	0	0	0	0	0	0	172	0
7:15 AM	0	67	24	11	0	0	88	29	0	0	0	0	0	0	0	0	219	0
7:20 AM	0	66	24	4	0	0	71	34	0	0	0	0	0	0	0	0	199	0
7:25 AM	0	72	22	6	0	0	63	26	0	0	0	0	0	0	0	0	189	0
7:30 AM	0	70	18	6	0	0	76	29	0	0	0	0	0	0	0	0	199	0
7:35 AM	0	82	24	13	0	0	44	27	0	0	0	0	0	0	0	0	190	0
7:40 AM	0	78	15	8	0	0	67	42	0	0	0	0	0	0	0	0	210	0
7:45 AM	0	86	20	13	0	0	47	25	0	0	0	0	0	0	0	0	191	0
7:50 AM	0	84	24	8	0	0	50	31	0	0	0	0	0	0	0	0	197	0
7:55 AM	0	75	24	12	0	0	59	28	0	0	0	0	0	2	0	0	198	2
8:00 AM	0	71	20	7	0	0	50	42	0	0	0	0	0	0	0	0	190	0
8:05 AM	0	71	28	10	0	0	61	36	0	0	0	0	0	0	0	0	206	0
8:10 AM	0	73	13	13	0	0	43	39	0	0	0	0	0	0	0	0	181	0
8:15 AM	0	62	18	17	0	0	36	38	0	0	0	0	0	0	0	0	171	0
8:20 AM	0	78	16	11	0	0	40	45	0	0	0	0	0	0	0	0	190	0
8:25 AM	0	72	19	8	0	0	25	37	0	0	0	0	0	0	0	0	161	0
8:30 AM	0	57	14	8	0	0	28	40	0	0	0	0	0	0	0	0	147	0
8:35 AM	0	66	7	9	0	0	33	40	0	0	0	0	0	0	0	0	155	0
8:40 AM	0	53	10	10	0	0	18	35	0	0	0	0	0	1	0	0	126	1
8:45 AM	0	69	6	8	0	0	26	32	0	0	0	0	0	0	0	0	141	0
8:50 AM	0	46	7	5	0	0	27	38	0	0	0	0	0	1	0	0	123	1
8:55 AM	0	41	11	10	0	0	28	43	0	0	0	0	0	1	0	0	133	1
HOURLY TOTALS	Southbound			Westbound			Northbound			Eastbound			Pedestrians By Approach				TOTAL	
	Right	Thru	Left	Right	Thru	Left	Right	Thru	Left	Right	Thru	Left	North	East	South	West	Veh	Peds
7:00 AM	0	834	251	98	0	0	750	340	0	0	0	0	0	2	0	0	2273	2
7:15 AM	0	895	256	111	0	0	719	388	0	0	0	0	0	2	0	0	2369	2
7:30 AM	0	902	239	126	0	0	598	419	0	0	0	0	0	2	0	0	2284	2
7:45 AM	0	848	213	126	0	0	490	436	0	0	0	0	0	3	0	0	2113	3
8:00 AM	0	759	169	116	0	0	415	465	0	0	0	0	0	3	0	0	1924	3

INTERSECTION: *N Greeley Ave--N Going St -North--*
 PROJECT ID#:
 QC JOB #: 10247103

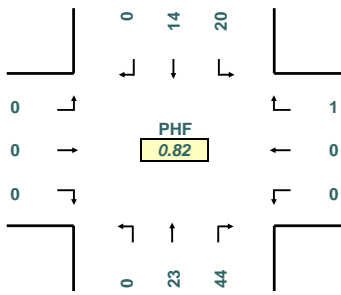
START TIME: 7:00 AM
 END TIME: 9:00 AM
 DATE: 4/11/2007



16285 SW 85th Avenue, Ste. 302
 Tigard, OR 97224
 Phone: 503-620-4242
 Fax: 503 620-4545

www.qualitycounts.net

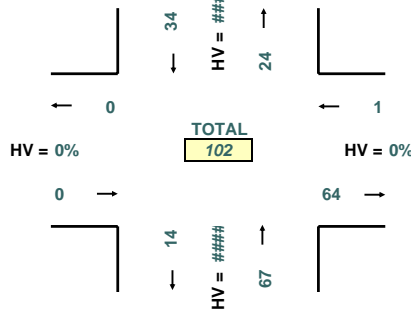
PEAK HOUR TURNING MOVEMENTS



PHF
0.82

PEAK HOUR: 8:00 AM TO 9:00 AM

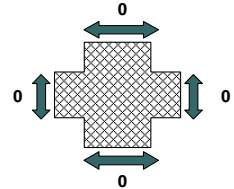
PEAK HOUR LINK VOLUMES



TOTAL
102

PEAK 15 MINUTES: 8:45 AM TO 9:00 AM

PEAK HOUR PED CROSSING VOLUMES



5-MINUTE COUNT PERIOD BEGINNING AT	<i>N Greeley Ave-- (Southbound)</i>			<i>N Going St -North-- (Westbound)</i>			<i>N Greeley Ave-- (Northbound)</i>			<i>N Going St -North-- (Eastbound)</i>			Crosswalk Usage (Peds By Approach)				TOTAL	
	Right	Thru	Left	Right	Thru	Left	Right	Thru	Left	Right	Thru	Left	North	East	South	West	Veh	Peds
7:00 AM	0	2	0	0	0	0	3	3	0	0	0	0	0	0	0	0	8	0
7:05 AM	0	0	1	0	0	0	3	2	0	0	0	0	0	0	0	0	6	0
7:10 AM	0	1	1	1	0	0	2	2	0	0	0	0	0	0	0	0	7	0
7:15 AM	0	1	1	0	0	0	1	2	0	0	0	0	0	0	0	0	5	0
7:20 AM	0	0	0	0	0	0	2	0	0	0	0	0	0	0	0	0	2	0
7:25 AM	0	1	0	0	0	0	5	2	0	0	0	0	0	0	0	0	8	0
7:30 AM	0	0	1	0	0	0	4	2	0	0	0	0	0	0	0	0	7	0
7:35 AM	0	2	0	0	0	0	1	1	0	0	0	0	0	0	0	0	4	0
7:40 AM	0	1	1	0	0	0	5	1	0	0	0	0	0	0	0	0	8	0
7:45 AM	0	1	2	0	0	0	5	0	0	0	0	0	0	0	0	0	8	0
7:50 AM	0	0	0	0	0	0	5	2	0	0	0	0	0	0	0	0	7	0
7:55 AM	0	2	0	0	0	0	1	2	0	0	0	0	0	0	0	0	5	0
8:00 AM	0	1	2	0	0	0	3	2	0	0	0	0	0	0	0	0	8	0
8:05 AM	0	1	2	0	0	0	5	1	0	0	0	0	0	0	0	0	9	0
8:10 AM	0	1	0	0	0	0	2	2	0	0	0	0	0	0	0	0	5	0
8:15 AM	0	3	1	0	0	0	4	3	0	0	0	0	0	0	0	0	11	0
8:20 AM	0	3	2	0	0	0	5	2	0	0	0	0	0	0	0	0	12	0
8:25 AM	0	1	0	0	0	0	2	3	0	0	0	0	0	0	0	0	6	0
8:30 AM	0	0	1	0	0	0	3	0	0	0	0	0	0	0	0	0	4	0
8:35 AM	0	0	3	1	0	0	4	4	0	0	0	0	0	0	0	0	12	0
8:40 AM	0	0	0	0	0	0	3	1	0	0	0	0	0	0	0	0	4	0
8:45 AM	0	2	1	0	0	0	3	1	0	0	0	0	0	0	0	0	7	0
8:50 AM	0	1	4	0	0	0	3	3	0	0	0	0	0	0	0	0	11	0
8:55 AM	0	1	4	0	0	0	7	1	0	0	0	0	0	0	0	0	13	0
HOURLY TOTALS	Southbound			Westbound			Northbound			Eastbound			Pedestrians By Approach				TOTAL	
7:00 AM	0	11	7	1	0	0	37	19	0	0	0	0	0	0	0	0	75	0
7:15 AM	0	11	9	0	0	0	39	17	0	0	0	0	0	0	0	0	76	0
7:30 AM	0	16	11	0	0	0	42	21	0	0	0	0	0	0	0	0	90	0
7:45 AM	0	13	13	1	0	0	42	22	0	0	0	0	0	0	0	0	91	0
8:00 AM	0	14	20	1	0	0	44	23	0	0	0	0	0	0	0	0	102	0

INTERSECTION: *N Interstate Ave--N Going St--*
 PROJECT ID#:
 QC JOB #: 10247105

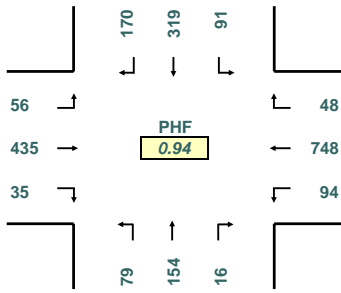
START TIME: 7:00 AM
 END TIME: 9:00 AM
 DATE: 4/11/2007



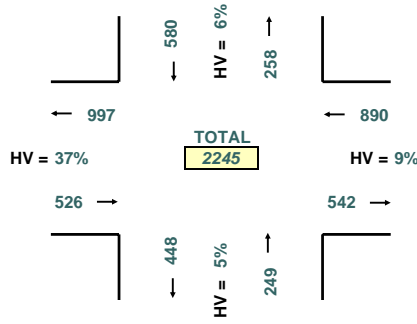
16285 SW 85th Avenue, Ste. 302
 Tigard, OR 97224
 Phone: 503-620-4242
 Fax: 503 620-4545

www.qualitycounts.net

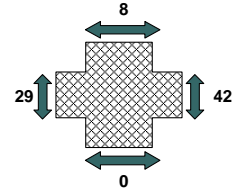
PEAK HOUR TURNING MOVEMENTS



PEAK HOUR LINK VOLUMES



PEAK HOUR PED CROSSING VOLUMES



PEAK HOUR: 7:45 AM TO 8:45 AM

PEAK 15 MINUTES: 7:45 AM TO 8:00 AM

5-MINUTE COUNT PERIOD BEGINNING AT	<i>N Interstate Ave-- (Southbound)</i>			<i>N Going St-- (Westbound)</i>			<i>N Interstate Ave-- (Northbound)</i>			<i>N Going St-- (Eastbound)</i>			Crosswalk Usage (Peds By Approach)				TOTAL	
	Right	Thru	Left	Right	Thru	Left	Right	Thru	Left	Right	Thru	Left	North	East	South	West	Veh	Peds
7:00 AM	9	6	7	2	100	6	0	6	9	1	19	3	1	4	0	0	168	5
7:05 AM	23	17	6	5	72	4	1	5	1	2	29	1	0	1	0	1	166	2
7:10 AM	16	12	5	4	85	5	2	8	5	4	29	3	0	1	0	1	178	2
7:15 AM	19	23	2	4	72	5	0	5	5	3	21	2	0	3	0	5	161	8
7:20 AM	17	20	4	1	123	5	1	10	6	5	24	3	0	3	0	1	219	4
7:25 AM	22	20	4	2	89	4	2	3	9	1	25	3	0	5	0	2	184	7
7:30 AM	11	23	11	1	69	5	3	14	6	4	23	3	1	2	0	0	173	3
7:35 AM	13	23	2	3	94	10	1	7	11	0	30	1	0	1	0	2	195	3
7:40 AM	17	31	9	0	55	10	0	9	9	1	19	6	0	2	0	5	166	7
7:45 AM	27	24	12	2	74	4	2	10	5	4	35	1	0	5	0	0	200	5
7:50 AM	29	25	7	3	78	9	0	7	4	3	20	5	0	2	0	0	190	2
7:55 AM	20	23	11	5	78	10	2	8	7	0	38	7	0	1	0	2	209	3
8:00 AM	11	27	7	4	67	5	0	12	13	2	21	1	0	1	0	2	170	3
8:05 AM	10	23	10	0	57	12	5	12	3	4	26	3	1	7	0	4	165	12
8:10 AM	11	25	5	2	78	7	2	3	6	2	36	4	1	0	0	4	181	5
8:15 AM	11	37	3	3	65	7	1	14	6	2	41	3	0	5	0	0	193	5
8:20 AM	8	23	6	4	39	8	1	19	8	0	31	3	1	6	0	4	150	11
8:25 AM	6	21	8	7	64	8	0	16	4	4	53	7	1	6	0	5	198	12
8:30 AM	16	29	7	6	39	5	1	19	10	3	42	4	1	1	0	0	181	2
8:35 AM	10	29	6	5	51	9	1	13	8	6	46	11	0	6	0	4	195	10
8:40 AM	11	33	9	7	58	10	1	21	5	5	46	7	3	2	0	4	213	9
8:45 AM	9	33	9	3	40	9	2	14	5	2	32	7	1	0	0	0	165	1
8:50 AM	7	42	11	2	25	10	1	24	5	0	23	6	1	1	0	5	156	7
8:55 AM	11	33	11	2	42	9	3	14	4	3	39	5	0	4	0	0	176	4
HOURLY TOTALS	Southbound			Westbound			Northbound			Eastbound			Pedestrians By Approach				TOTAL	
7:00 AM	223	247	80	32	989	77	14	92	77	28	312	38	2	30	0	19	2209	51
7:15 AM	207	287	84	27	934	86	18	100	84	29	318	39	3	32	0	27	2213	62
7:30 AM	174	305	91	34	818	95	17	131	82	26	373	44	5	38	0	28	2190	71
7:45 AM	170	319	91	48	748	94	16	154	79	35	435	56	8	42	0	29	2245	79
8:00 AM	121	355	92	45	625	99	18	181	77	33	436	61	10	39	0	32	2143	81

INTERSECTION: *N Interstate Ave--N Going St--*
 PROJECT ID#:
 QC JOB #: 10247105

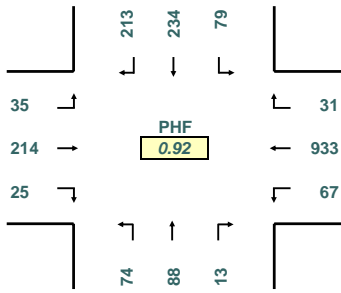
START TIME: 7:00 AM
 END TIME: 9:00 AM
 DATE: 4/11/2007



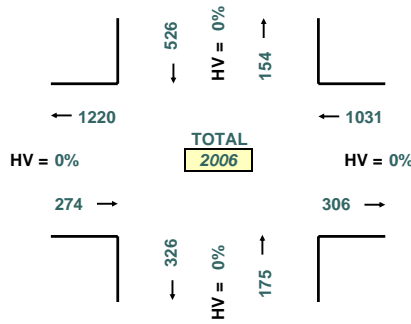
16285 SW 85th Avenue, Ste. 302
 Tigard, OR 97224
 Phone: 503-620-4242
 Fax: 503 620-4545

www.qualitycounts.net

PEAK HOUR TURNING MOVEMENTS



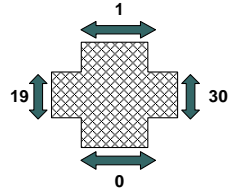
PEAK HOUR LINK VOLUMES



PEAK HOUR: 7:00 AM TO 8:00 AM

PEAK 15 MINUTES: 7:45 AM TO 8:00 AM

PEAK HOUR PED CROSSING VOLUMES



5-MINUTE COUNT PERIOD BEGINNING AT	<i>N Interstate Ave-- (Southbound)</i>			<i>N Going St-- (Westbound)</i>			<i>N Interstate Ave-- (Northbound)</i>			<i>N Going St-- (Eastbound)</i>			Crosswalk Usage (Peds By Approach)				TOTAL	
	Right	Thru	Left	Right	Thru	Left	Right	Thru	Left	Right	Thru	Left	North	East	South	West	Veh	Peds
7:00 AM	9	6	7	2	96	5	0	6	9	1	11	3	1	4	0	0	155	5
7:05 AM	23	17	5	4	68	4	1	5	1	2	24	1	0	1	0	1	155	2
7:10 AM	15	12	5	4	77	4	2	8	5	3	22	2	0	1	0	1	159	2
7:15 AM	19	23	2	4	70	5	0	5	5	2	10	2	0	3	0	5	147	8
7:20 AM	16	20	4	1	117	3	1	9	6	5	19	3	0	3	0	1	204	4
7:25 AM	20	19	4	2	83	4	2	3	9	1	15	3	0	5	0	2	165	7
7:30 AM	11	23	11	1	64	5	3	13	6	3	18	3	0	2	0	0	161	2
7:35 AM	12	19	2	3	87	8	1	7	11	0	18	0	0	1	0	2	168	3
7:40 AM	17	27	9	0	54	7	0	8	7	1	13	6	0	2	0	5	149	7
7:45 AM	26	20	12	2	69	4	2	10	5	4	28	1	0	5	0	0	183	5
7:50 AM	25	25	7	3	76	8	0	6	4	3	11	5	0	2	0	0	173	2
7:55 AM	20	23	11	5	72	10	1	8	6	0	25	6	0	1	0	2	187	3
8:00 AM	11	25	6	4	63	3	0	12	13	2	15	1	0	1	0	2	155	3
8:05 AM	10	20	10	0	54	7	3	11	3	3	18	3	1	7	0	4	142	12
8:10 AM	10	23	5	2	70	6	2	3	6	2	24	4	0	0	0	4	157	4
8:15 AM	10	34	3	3	61	4	1	14	6	2	30	2	0	5	0	0	170	5
8:20 AM	7	23	6	4	34	8	1	18	7	0	19	2	1	6	0	4	129	11
8:25 AM	6	21	8	7	57	7	0	16	4	4	23	6	0	6	0	5	159	11
8:30 AM	15	28	7	6	32	5	1	18	10	2	13	4	0	1	0	0	141	1
8:35 AM	8	25	6	4	43	9	1	12	8	5	21	7	0	6	0	4	149	10
8:40 AM	11	32	8	7	53	10	1	19	4	4	26	4	1	2	0	4	179	7
8:45 AM	7	29	8	3	34	7	2	13	3	2	24	6	0	0	0	0	138	0
8:50 AM	6	40	11	2	22	10	1	24	5	0	14	6	0	1	0	5	141	6
8:55 AM	8	32	11	2	38	9	3	14	4	3	30	5	0	4	0	0	159	4
HOURLY TOTALS	Southbound			Westbound			Northbound			Eastbound			Pedestrians By Approach				TOTAL	
	Right	Thru	Left	Right	Thru	Left	Right	Thru	Left	Right	Thru	Left	North	East	South	West	Veh	Peds
7:00 AM	213	234	79	31	933	67	13	88	74	25	214	35	1	30	0	19	2006	50
7:15 AM	197	267	83	27	879	70	15	95	81	26	214	37	1	32	0	27	1991	60
7:30 AM	165	283	90	34	761	77	14	126	78	24	242	39	2	38	0	28	1933	68
7:45 AM	159	299	89	47	684	81	13	147	76	31	253	45	3	42	0	29	1924	74
8:00 AM	109	332	89	44	561	85	16	174	73	29	257	50	3	39	0	32	1819	74

INTERSECTION: *N Interstate Ave--N Going St--*
 PROJECT ID#:
 QC JOB #: 10247105

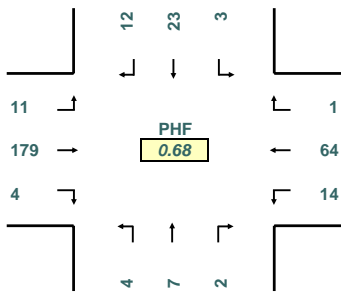
START TIME: 7:00 AM
 END TIME: 9:00 AM
 DATE: 4/11/2007



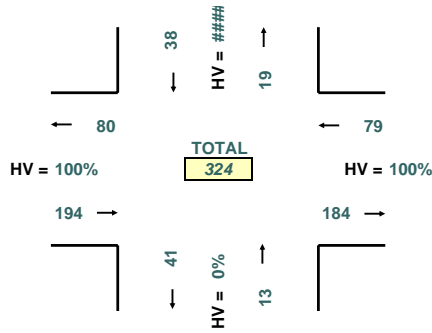
16285 SW 85th Avenue, Ste. 302
 Tigard, OR 97224
 Phone: 503-620-4242
 Fax: 503 620-4545

www.qualitycounts.net

PEAK HOUR TURNING MOVEMENTS



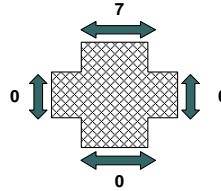
PEAK HOUR LINK VOLUMES



PEAK HOUR: 8:00 AM TO 9:00 AM

PEAK 15 MINUTES: 8:30 AM TO 8:45 AM

PEAK HOUR PED CROSSING VOLUMES



5-MINUTE COUNT PERIOD BEGINNING AT	<i>N Interstate Ave-- (Southbound)</i>			<i>N Going St-- (Westbound)</i>			<i>N Interstate Ave-- (Northbound)</i>			<i>N Going St-- (Eastbound)</i>			Crosswalk Usage (Peds By Approach)				TOTAL	
	Right	Thru	Left	Right	Thru	Left	Right	Thru	Left	Right	Thru	Left	North	East	South	West	Veh	Peds
7:00 AM	0	0	0	0	4	1	0	0	0	0	8	0	0	0	0	0	13	0
7:05 AM	0	0	1	1	4	0	0	0	0	0	5	0	0	0	0	0	11	0
7:10 AM	1	0	0	0	8	1	0	0	0	1	7	1	0	0	0	0	19	0
7:15 AM	0	0	0	0	2	0	0	0	0	1	11	0	0	0	0	0	14	0
7:20 AM	1	0	0	0	6	2	0	1	0	0	5	0	0	0	0	0	15	0
7:25 AM	2	1	0	0	6	0	0	0	0	0	10	0	0	0	0	0	19	0
7:30 AM	0	0	0	0	5	0	0	1	0	1	5	0	1	0	0	0	12	1
7:35 AM	1	4	0	0	7	2	0	0	0	0	12	1	0	0	0	0	27	0
7:40 AM	0	4	0	0	1	3	0	1	2	0	6	0	0	0	0	0	17	0
7:45 AM	1	4	0	0	5	0	0	0	0	0	7	0	0	0	0	0	17	0
7:50 AM	4	0	0	0	2	1	0	1	0	0	9	0	0	0	0	0	17	0
7:55 AM	0	0	0	0	6	0	1	0	1	0	13	1	0	0	0	0	22	0
8:00 AM	0	2	1	0	4	2	0	0	0	0	6	0	0	0	0	0	15	0
8:05 AM	0	3	0	0	3	5	2	1	0	1	8	0	0	0	0	0	23	0
8:10 AM	1	2	0	0	8	1	0	0	0	0	12	0	1	0	0	0	24	1
8:15 AM	1	3	0	0	4	3	0	0	0	0	11	1	0	0	0	0	23	0
8:20 AM	1	0	0	0	5	0	0	1	1	0	12	1	0	0	0	0	21	0
8:25 AM	0	0	0	0	7	1	0	0	0	0	30	1	1	0	0	0	39	1
8:30 AM	1	1	0	0	7	0	0	1	0	1	29	0	1	0	0	0	40	1
8:35 AM	2	4	0	1	8	0	0	1	0	1	25	4	0	0	0	0	46	0
8:40 AM	0	1	1	0	5	0	0	2	1	1	20	3	2	0	0	0	34	2
8:45 AM	2	4	1	0	6	2	0	1	2	0	8	1	1	0	0	0	27	1
8:50 AM	1	2	0	0	3	0	0	0	0	0	9	0	1	0	0	0	15	1
8:55 AM	3	1	0	0	4	0	0	0	0	0	9	0	0	0	0	0	17	0
HOURLY TOTALS	Southbound			Westbound			Northbound			Eastbound			Pedestrians By Approach				TOTAL	
7:00 AM	10	13	1	1	56	10	1	4	3	3	98	3	1	0	0	0	203	1
7:15 AM	10	20	1	0	55	16	3	5	3	3	104	2	2	0	0	0	222	2
7:30 AM	9	22	1	0	57	18	3	5	4	2	131	5	3	0	0	0	257	3
7:45 AM	11	20	2	1	64	13	3	7	3	4	182	11	5	0	0	0	321	5
8:00 AM	12	23	3	1	64	14	2	7	4	4	179	11	7	0	0	0	324	7

INTERSECTION: *N Interstate Ave--N Alberta St--*
 PROJECT ID#:
 QC JOB #: 10247106

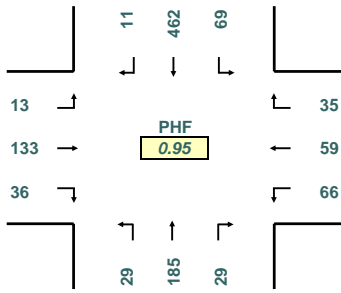
START TIME: 7:00 AM
 END TIME: 9:00 AM
 DATE: 4/11/2007



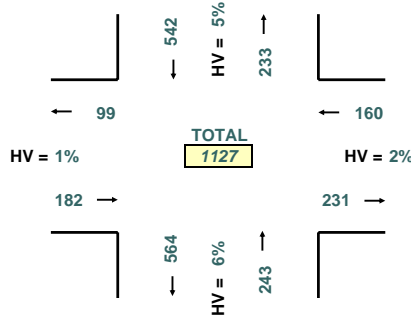
16285 SW 85th Avenue, Ste. 302
 Tigard, OR 97224
 Phone: 503-620-4242
 Fax: 503 620-4545

www.qualitycounts.net

PEAK HOUR TURNING MOVEMENTS



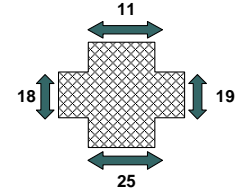
PEAK HOUR LINK VOLUMES



PEAK HOUR: 7:45 AM TO 8:45 AM

PEAK 15 MINUTES: 8:15 AM TO 8:30 AM

PEAK HOUR PED CROSSING VOLUMES



5-MINUTE COUNT PERIOD BEGINNING AT	<i>N Interstate Ave-- (Southbound)</i>			<i>N Alberta St-- (Westbound)</i>			<i>N Interstate Ave-- (Northbound)</i>			<i>N Alberta St-- (Eastbound)</i>			Crosswalk Usage (Peds By Approach)				TOTAL	
	Right	Thru	Left	Right	Thru	Left	Right	Thru	Left	Right	Thru	Left	North	East	South	West	Veh	Peds
7:00 AM	0	20	3	2	1	4	1	11	0	2	6	1	0	0	0	3	51	3
7:05 AM	0	37	1	0	2	3	0	3	2	1	8	0	1	1	0	0	57	2
7:10 AM	0	29	2	1	1	1	3	12	1	2	9	1	1	0	1	1	62	3
7:15 AM	0	36	4	0	0	6	0	6	1	4	10	1	2	0	0	0	68	2
7:20 AM	0	32	4	1	7	4	0	6	2	2	10	0	4	1	1	1	68	7
7:25 AM	2	30	5	1	5	5	1	9	1	0	13	1	0	0	0	0	73	0
7:30 AM	0	40	6	1	4	4	2	9	0	0	10	0	1	0	3	2	76	6
7:35 AM	0	43	11	0	1	8	4	9	1	3	11	0	0	1	0	1	91	2
7:40 AM	0	34	9	3	6	5	2	16	0	2	9	1	1	1	1	1	87	4
7:45 AM	0	44	4	1	1	1	1	20	1	7	8	0	1	3	1	0	88	5
7:50 AM	0	55	7	1	1	6	3	11	2	5	11	1	0	4	0	0	103	4
7:55 AM	2	40	4	4	5	5	4	4	0	5	9	0	1	1	3	5	82	10
8:00 AM	1	43	7	1	4	5	2	18	3	1	7	1	4	1	1	1	93	7
8:05 AM	0	27	4	8	5	6	3	9	1	4	13	2	0	0	2	1	82	3
8:10 AM	0	50	9	2	5	3	1	14	2	4	13	1	0	0	1	3	104	4
8:15 AM	2	35	6	3	4	6	1	16	1	2	15	1	1	0	1	1	92	3
8:20 AM	1	39	3	3	3	5	3	28	6	1	9	1	1	5	7	1	102	14
8:25 AM	2	36	8	1	6	7	6	17	4	0	13	4	2	1	3	3	104	9
8:30 AM	0	39	5	1	13	6	1	18	6	3	11	0	0	2	1	1	103	4
8:35 AM	1	31	9	3	6	10	1	14	1	2	10	2	0	2	2	1	90	5
8:40 AM	2	23	3	7	6	6	3	16	2	2	14	0	1	0	3	1	84	5
8:45 AM	1	31	5	0	8	7	1	27	6	1	17	0	2	2	8	1	104	13
8:50 AM	1	23	4	4	6	5	1	12	2	2	23	0	0	1	0	0	83	1
8:55 AM	0	33	3	0	3	4	1	18	4	4	14	1	1	0	3	1	85	5
HOURLY TOTALS	Southbound			Westbound			Northbound			Eastbound			Pedestrians By Approach				TOTAL	
7:00 AM	4	440	60	15	34	52	21	116	11	33	114	6	12	12	10	14	906	48
7:15 AM	5	474	74	23	44	58	23	131	14	37	124	8	14	12	13	15	1015	54
7:30 AM	8	486	78	28	45	61	32	171	21	34	128	12	12	17	23	19	1104	71
7:45 AM	11	462	69	35	59	66	29	185	29	36	133	13	11	19	25	18	1127	73
8:00 AM	11	410	66	33	69	70	24	207	38	26	159	13	12	14	32	15	1126	73

INTERSECTION: *N Interstate Ave--N Alberta St--*
 PROJECT ID#:
 QC JOB #: 10247106

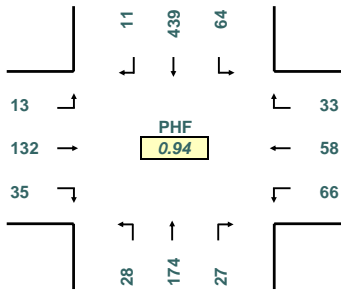
START TIME: 7:00 AM
 END TIME: 9:00 AM
 DATE: 4/11/2007



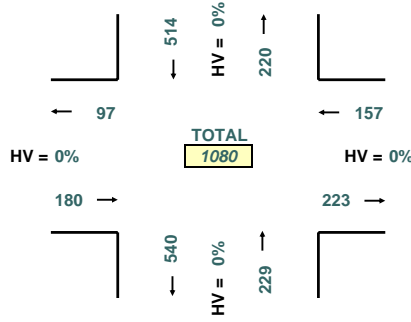
16285 SW 85th Avenue, Ste. 302
 Tigard, OR 97224
 Phone: 503-620-4242
 Fax: 503 620-4545

www.qualitycounts.net

PEAK HOUR TURNING MOVEMENTS



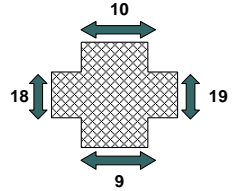
PEAK HOUR LINK VOLUMES



PEAK HOUR: 7:45 AM TO 8:45 AM

PEAK 15 MINUTES: 8:15 AM TO 8:30 AM

PEAK HOUR PED CROSSING VOLUMES



5-MINUTE COUNT PERIOD BEGINNING AT	<i>N Interstate Ave-- (Southbound)</i>			<i>N Alberta St-- (Westbound)</i>			<i>N Interstate Ave-- (Northbound)</i>			<i>N Alberta St-- (Eastbound)</i>			Crosswalk Usage (Peds By Approach)				TOTAL	
	Right	Thru	Left	Right	Thru	Left	Right	Thru	Left	Right	Thru	Left	North	East	South	West	Veh	Peds
7:00 AM	0	19	3	2	1	4	1	11	0	2	6	1	0	0	0	3	50	3
7:05 AM	0	37	1	0	2	3	0	3	1	1	8	0	1	1	0	0	56	2
7:10 AM	0	28	2	1	1	1	2	11	1	2	9	1	1	0	0	1	59	2
7:15 AM	0	36	4	0	0	6	0	6	1	4	10	0	1	0	0	0	67	1
7:20 AM	0	29	2	1	7	4	0	5	2	2	9	0	4	1	0	1	61	6
7:25 AM	2	26	5	1	4	5	1	9	1	0	13	1	0	0	0	0	68	0
7:30 AM	0	37	6	1	4	4	2	9	0	0	10	0	0	0	1	2	73	3
7:35 AM	0	39	10	0	1	8	3	9	1	3	10	0	0	1	0	1	84	2
7:40 AM	0	32	9	3	6	5	2	15	0	2	9	1	1	1	0	1	84	3
7:45 AM	0	43	3	1	1	1	1	19	1	7	8	0	1	3	0	0	85	4
7:50 AM	0	52	7	1	1	6	3	11	1	5	11	1	0	4	0	0	99	4
7:55 AM	2	38	3	3	5	5	4	4	0	5	9	0	1	1	1	5	78	8
8:00 AM	1	40	6	1	4	5	2	15	3	1	7	1	4	1	1	1	86	7
8:05 AM	0	27	4	7	5	6	3	8	1	3	13	2	0	0	1	1	79	2
8:10 AM	0	46	9	2	5	3	1	14	2	4	13	1	0	0	0	3	100	3
8:15 AM	2	33	6	3	4	6	0	15	1	2	15	1	1	0	0	1	88	2
8:20 AM	1	37	3	3	3	5	3	26	6	1	9	1	1	5	2	1	98	9
8:25 AM	2	36	7	1	6	7	5	15	4	0	13	4	2	1	3	3	100	9
8:30 AM	0	36	5	1	12	6	1	17	6	3	11	0	0	2	0	1	98	3
8:35 AM	1	30	9	3	6	10	1	14	1	2	10	2	0	2	0	1	89	3
8:40 AM	2	21	2	7	6	6	3	16	2	2	13	0	0	0	1	1	80	2
8:45 AM	1	30	5	0	8	7	1	24	6	1	17	0	2	2	2	1	100	7
8:50 AM	1	21	4	4	6	5	1	12	2	2	22	0	0	1	0	0	80	1
8:55 AM	0	30	3	0	3	4	1	17	4	4	14	1	1	0	0	1	81	2
HOURLY TOTALS	Southbound			Westbound			Northbound			Eastbound			Pedestrians By Approach				TOTAL	
7:00 AM	4	416	55	14	33	52	19	112	9	33	112	5	10	12	2	14	864	38
7:15 AM	5	445	68	21	43	58	22	124	13	36	122	7	12	12	4	15	964	43
7:30 AM	8	460	73	26	45	61	29	160	20	33	127	12	11	17	9	19	1054	56
7:45 AM	11	439	64	33	58	66	27	174	28	35	132	13	10	19	9	18	1080	56
8:00 AM	11	387	63	32	68	70	22	193	38	25	157	13	11	14	10	15	1079	50

INTERSECTION: *N Interstate Ave--N Alberta St--*
 PROJECT ID#:
 QC JOB #: 10247106

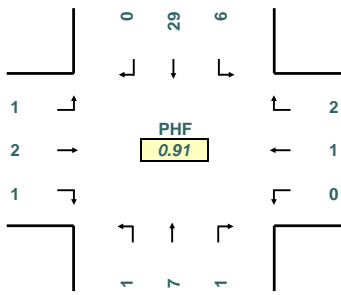
START TIME: 7:00 AM
 END TIME: 9:00 AM
 DATE: 4/11/2007



16285 SW 85th Avenue, Ste. 302
 Tigard, OR 97224
 Phone: 503-620-4242
 Fax: 503 620-4545

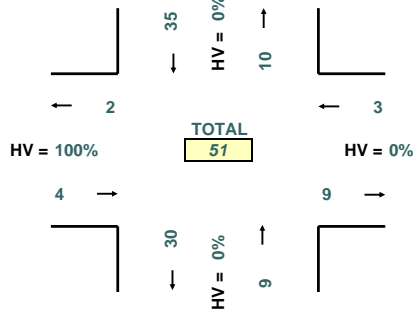
www.qualitycounts.net

PEAK HOUR TURNING MOVEMENTS



PHF
 0.91

PEAK HOUR LINK VOLUMES

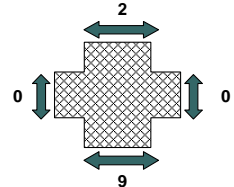


TOTAL
 51

PEAK HOUR: 7:15 AM TO 8:15 AM

PEAK 15 MINUTES: 8:00 AM TO 8:15 AM

PEAK HOUR PED CROSSING VOLUMES



5-MINUTE COUNT PERIOD BEGINNING AT	<i>N Interstate Ave-- (Southbound)</i>			<i>N Alberta St-- (Westbound)</i>			<i>N Interstate Ave-- (Northbound)</i>			<i>N Alberta St-- (Eastbound)</i>			Crosswalk Usage (Peds By Approach)				TOTAL	
	Right	Thru	Left	Right	Thru	Left	Right	Thru	Left	Right	Thru	Left	North	East	South	West	Veh	Peds
7:00 AM	0	1	0	0	0	0	0	0	0	0	0	0	0	0	0	0	1	0
7:05 AM	0	0	0	0	0	0	0	0	0	0	0	0	0	0	0	0	1	0
7:10 AM	0	1	0	0	0	0	1	1	0	0	0	0	0	0	1	0	3	1
7:15 AM	0	0	0	0	0	0	0	0	0	0	0	1	1	0	0	0	1	1
7:20 AM	0	3	2	0	0	0	0	1	0	0	1	0	0	0	1	0	7	1
7:25 AM	0	4	0	0	1	0	0	0	0	0	0	0	0	0	0	0	5	0
7:30 AM	0	3	0	0	0	0	0	0	0	0	0	0	1	0	2	0	3	3
7:35 AM	0	4	1	0	0	0	1	0	0	0	1	0	0	0	0	0	7	0
7:40 AM	0	2	0	0	0	0	0	1	0	0	0	0	0	0	1	0	3	1
7:45 AM	0	1	1	0	0	0	0	1	0	0	0	0	0	0	1	0	3	1
7:50 AM	0	3	0	0	0	0	0	0	1	0	0	0	0	0	0	0	4	0
7:55 AM	0	2	1	1	0	0	0	0	0	0	0	0	0	0	2	0	4	2
8:00 AM	0	3	1	0	0	0	0	3	0	0	0	0	0	0	0	0	7	0
8:05 AM	0	0	0	1	0	0	0	1	0	0	1	0	0	0	1	0	3	1
8:10 AM	0	4	0	0	0	0	0	0	0	0	0	0	0	0	1	0	4	1
8:15 AM	0	2	0	0	0	0	1	1	0	0	0	0	0	0	1	0	4	1
8:20 AM	0	2	0	0	0	0	0	2	0	0	0	0	0	0	5	0	4	5
8:25 AM	0	0	1	0	0	0	1	2	0	0	0	0	0	0	0	0	4	0
8:30 AM	0	3	0	0	1	0	0	1	0	0	0	0	0	0	1	0	5	1
8:35 AM	0	1	0	0	0	0	0	0	0	0	0	0	0	0	2	0	1	2
8:40 AM	0	2	1	0	0	0	0	0	0	0	1	0	1	0	2	0	4	3
8:45 AM	0	1	0	0	0	0	0	3	0	0	0	0	0	0	6	0	4	6
8:50 AM	0	2	0	0	0	0	0	0	0	0	1	0	0	0	0	0	3	0
8:55 AM	0	3	0	0	0	0	0	1	0	0	0	0	0	0	3	0	4	3
HOURLY TOTALS	Southbound			Westbound			Northbound			Eastbound			Pedestrians By Approach				TOTAL	
7:00 AM	0	24	5	1	1	0	2	4	2	0	2	1	2	0	8	0	42	10
7:15 AM	0	29	6	2	1	0	1	7	1	1	2	1	2	0	9	0	51	11
7:30 AM	0	26	5	2	0	0	3	11	1	1	1	0	1	0	14	0	50	15
7:45 AM	0	23	5	2	1	0	2	11	1	1	1	0	1	0	16	0	47	17
8:00 AM	0	23	3	1	1	0	2	14	0	1	2	0	1	0	22	0	47	23

INTERSECTION: *N Vancouver Ave--/N Alberta St--*
 PROJECT ID#:
 QC JOB #: 10247120

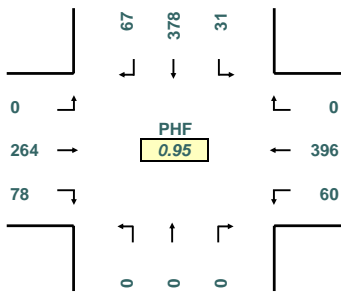
START TIME: 7:00 AM
 END TIME: 9:00 AM
 DATE: 4/11/2007



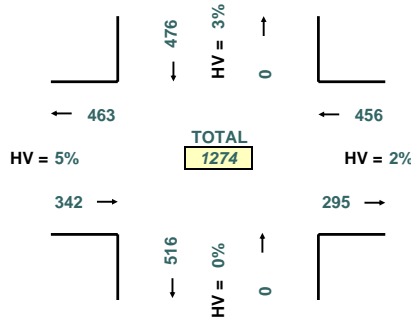
16285 SW 85th Avenue, Ste. 302
 Tigard, OR 97224
 Phone: 503-620-4242
 Fax: 503 620-4545

www.qualitycounts.net

PEAK HOUR TURNING MOVEMENTS



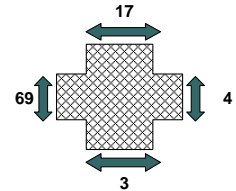
PEAK HOUR LINK VOLUMES



PEAK HOUR: 7:45 AM TO 8:45 AM

PEAK 15 MINUTES: 8:15 AM TO 8:30 AM

PEAK HOUR PED CROSSING VOLUMES



5-MINUTE COUNT PERIOD BEGINNING AT	<i>N Vancouver Ave-- (Southbound)</i>			<i>N Alberta St-- (Westbound)</i>			<i>N Vancouver Ave-- (Northbound)</i>			<i>N Alberta St-- (Eastbound)</i>			Crosswalk Usage (Peds By Approach)				TOTAL	
	Right	Thru	Left	Right	Thru	Left	Right	Thru	Left	Right	Thru	Left	North	East	South	West	Veh	Peds
7:00 AM	0	20	0	0	24	1	0	0	0	4	5	0	0	0	0	3	54	3
7:05 AM	1	16	1	0	18	2	0	0	0	3	10	0	1	2	2	1	51	6
7:10 AM	6	16	1	0	22	5	0	0	0	3	7	0	0	0	1	3	60	4
7:15 AM	4	19	0	0	26	4	0	0	0	4	11	0	0	0	0	7	68	7
7:20 AM	2	22	1	0	21	5	0	0	0	6	8	0	0	1	0	3	65	4
7:25 AM	1	33	1	0	20	2	0	0	0	5	7	0	1	1	0	2	69	4
7:30 AM	2	26	2	0	31	5	0	0	0	3	8	0	0	0	0	6	77	6
7:35 AM	4	22	1	0	43	2	0	0	0	4	13	0	0	0	0	4	89	4
7:40 AM	2	26	0	0	23	6	0	0	0	6	10	0	4	1	0	11	73	16
7:45 AM	4	31	2	0	31	3	0	0	0	3	12	0	1	0	0	6	86	7
7:50 AM	4	34	2	0	32	9	0	0	0	7	17	0	4	0	0	5	105	9
7:55 AM	5	38	0	0	30	8	0	0	0	4	20	0	0	0	1	13	105	14
8:00 AM	3	30	1	0	41	2	0	0	0	6	20	0	2	0	0	8	103	10
8:05 AM	5	20	2	0	38	5	0	0	0	4	31	0	0	0	0	7	105	7
8:10 AM	3	35	3	0	33	2	0	0	0	8	17	0	2	1	0	3	101	6
8:15 AM	9	29	4	0	37	6	0	0	0	5	23	0	0	0	1	10	113	11
8:20 AM	9	33	3	0	31	7	0	0	0	8	24	0	0	0	0	5	115	5
8:25 AM	6	35	4	0	33	4	0	0	0	7	18	0	1	0	0	3	107	4
8:30 AM	8	38	1	0	30	3	0	0	0	6	27	0	1	0	0	3	113	4
8:35 AM	6	30	5	0	33	5	0	0	0	6	28	0	3	2	1	1	113	7
8:40 AM	5	25	4	0	27	6	0	0	0	14	27	0	3	1	0	5	108	9
8:45 AM	9	29	1	0	32	2	0	0	0	9	27	0	0	0	0	7	109	7
8:50 AM	5	18	1	0	26	4	0	0	0	6	30	0	2	0	0	3	90	5
8:55 AM	2	27	1	0	21	2	0	0	0	9	13	0	1	0	2	1	75	4
HOURLY TOTALS	Southbound			Westbound			Northbound			Eastbound			Pedestrians By Approach				TOTAL	
7:00 AM	35	303	11	0	321	52	0	0	0	52	128	0	11	5	4	64	902	84
7:15 AM	39	336	15	0	369	53	0	0	0	60	174	0	14	4	1	75	1046	94
7:30 AM	56	359	24	0	403	59	0	0	0	65	213	0	14	2	2	81	1179	99
7:45 AM	67	378	31	0	396	60	0	0	0	78	264	0	17	4	3	69	1274	93
8:00 AM	70	349	30	0	382	48	0	0	0	88	285	0	15	4	4	56	1252	79

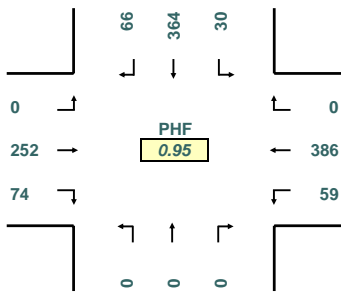
INTERSECTION: *N Vancouver Ave--/N Alberta St--*
 PROJECT ID#:
 QC JOB #: 10247120

START TIME: 7:00 AM
 END TIME: 9:00 AM
 DATE: 4/11/2007

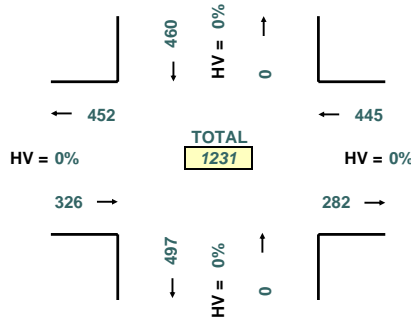


QUALITY COUNTS
 16285 SW 85th Avenue, Ste. 302
 Tigard, OR 97224
 Phone: 503-620-4242
 Fax: 503 620-4545
 www.qualitycounts.net

PEAK HOUR TURNING MOVEMENTS



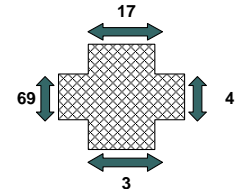
PEAK HOUR LINK VOLUMES



PEAK HOUR: 7:45 AM TO 8:45 AM

PEAK 15 MINUTES: 8:15 AM TO 8:30 AM

PEAK HOUR PED CROSSING VOLUMES



5-MINUTE COUNT PERIOD BEGINNING AT	<i>N Vancouver Ave-- (Southbound)</i>			<i>N Alberta St-- (Westbound)</i>			<i>N Vancouver Ave-- (Northbound)</i>			<i>N Alberta St-- (Eastbound)</i>			Crosswalk Usage (Peds By Approach)				TOTAL	
	Right	Thru	Left	Right	Thru	Left	Right	Thru	Left	Right	Thru	Left	North	East	South	West	Veh	Peds
7:00 AM	0	19	0	0	23	1	0	0	0	4	5	0	0	0	0	3	52	3
7:05 AM	1	14	1	0	18	1	0	0	0	2	9	0	1	2	2	1	46	6
7:10 AM	4	15	1	0	20	5	0	0	0	2	6	0	0	0	1	3	53	4
7:15 AM	4	18	0	0	26	4	0	0	0	4	9	0	0	0	0	7	65	7
7:20 AM	2	21	1	0	21	5	0	0	0	6	7	0	0	1	0	3	63	4
7:25 AM	1	32	0	0	20	2	0	0	0	5	5	0	1	1	0	2	65	4
7:30 AM	2	25	2	0	29	5	0	0	0	3	8	0	0	0	0	6	74	6
7:35 AM	3	21	1	0	43	2	0	0	0	4	13	0	0	0	0	4	87	4
7:40 AM	1	26	0	0	22	6	0	0	0	6	10	0	4	1	0	11	71	16
7:45 AM	4	30	1	0	31	3	0	0	0	3	12	0	1	0	0	6	84	7
7:50 AM	4	32	2	0	32	9	0	0	0	6	16	0	4	0	0	5	101	9
7:55 AM	5	36	0	0	30	8	0	0	0	3	20	0	0	0	1	13	102	14
8:00 AM	3	28	1	0	39	2	0	0	0	6	19	0	2	0	0	8	98	10
8:05 AM	4	19	2	0	38	5	0	0	0	4	30	0	0	0	0	7	102	7
8:10 AM	3	33	3	0	33	2	0	0	0	8	17	0	2	1	0	3	99	6
8:15 AM	9	28	4	0	37	6	0	0	0	5	21	0	0	0	1	10	110	11
8:20 AM	9	32	3	0	30	7	0	0	0	8	22	0	0	0	0	5	111	5
8:25 AM	6	35	4	0	31	4	0	0	0	7	15	0	1	0	0	3	102	4
8:30 AM	8	38	1	0	29	3	0	0	0	6	26	0	1	0	0	3	111	4
8:35 AM	6	28	5	0	30	5	0	0	0	4	28	0	3	2	1	1	106	7
8:40 AM	5	25	4	0	26	5	0	0	0	14	26	0	3	1	0	5	105	9
8:45 AM	9	28	1	0	31	2	0	0	0	9	27	0	0	0	0	7	107	7
8:50 AM	5	18	1	0	25	4	0	0	0	6	29	0	2	0	0	3	88	5
8:55 AM	2	25	1	0	19	2	0	0	0	9	11	0	1	0	2	1	69	4
HOURLY TOTALS	Southbound			Westbound			Northbound			Eastbound			Pedestrians By Approach				TOTAL	
7:00 AM	31	289	9	0	315	51	0	0	0	48	120	0	11	5	4	64	863	84
7:15 AM	36	321	13	0	364	53	0	0	0	58	166	0	14	4	1	75	1011	94
7:30 AM	53	345	23	0	395	59	0	0	0	63	203	0	14	2	2	81	1141	99
7:45 AM	66	364	30	0	386	59	0	0	0	74	252	0	17	4	3	69	1231	93
8:00 AM	69	337	30	0	368	47	0	0	0	86	271	0	15	4	4	56	1208	79

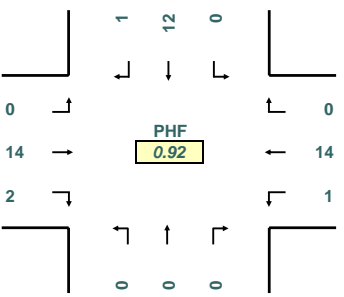
INTERSECTION: *N Vancouver Ave--/N Alberta St--*
 PROJECT ID#:
 QC JOB #: 10247120

START TIME: 7:00 AM
 END TIME: 9:00 AM
 DATE: 4/11/2007

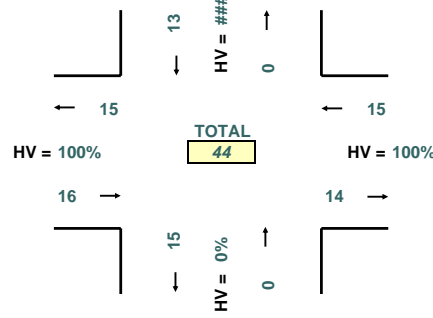


QUALITY COUNTS
 16285 SW 85th Avenue, Ste. 302
 Tigard, OR 97224
 Phone: 503-620-4242
 Fax: 503 620-4545
 www.qualitycounts.net

PEAK HOUR TURNING MOVEMENTS



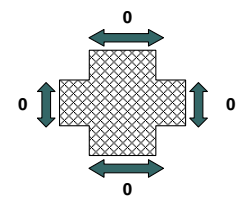
PEAK HOUR LINK VOLUMES



PEAK HOUR: 8:00 AM TO 9:00 AM

PEAK 15 MINUTES: 7:00 AM TO 7:15 AM

PEAK HOUR PED CROSSING VOLUMES



5-MINUTE COUNT PERIOD BEGINNING AT	<i>N Vancouver Ave-- (Southbound)</i>			<i>N Alberta St-- (Westbound)</i>			<i>N Vancouver Ave-- (Northbound)</i>			<i>N Alberta St-- (Eastbound)</i>			Crosswalk Usage (Peds By Approach)				TOTAL	
	Right	Thru	Left	Right	Thru	Left	Right	Thru	Left	Right	Thru	Left	North	East	South	West	Veh	Peds
7:00 AM	0	1	0	0	1	0	0	0	0	0	0	0	0	0	0	0	2	0
7:05 AM	0	2	0	0	0	1	0	0	0	1	1	0	0	0	0	0	5	0
7:10 AM	2	1	0	0	2	0	0	0	0	1	1	0	0	0	0	0	7	0
7:15 AM	0	1	0	0	0	0	0	0	0	0	2	0	0	0	0	0	3	0
7:20 AM	0	1	0	0	0	0	0	0	0	0	1	0	0	0	0	0	2	0
7:25 AM	0	1	1	0	0	0	0	0	0	0	2	0	0	0	0	0	4	0
7:30 AM	0	1	0	0	2	0	0	0	0	0	0	0	0	0	0	0	3	0
7:35 AM	1	1	0	0	0	0	0	0	0	0	0	0	0	0	0	0	2	0
7:40 AM	1	0	0	0	1	0	0	0	0	0	0	0	0	0	0	0	2	0
7:45 AM	0	1	1	0	0	0	0	0	0	0	0	0	0	0	0	0	2	0
7:50 AM	0	2	0	0	0	0	0	0	0	1	1	0	0	0	0	0	4	0
7:55 AM	0	2	0	0	0	0	0	0	0	1	0	0	0	0	0	0	3	0
8:00 AM	0	2	0	0	2	0	0	0	0	0	1	0	0	0	0	0	5	0
8:05 AM	1	1	0	0	0	0	0	0	0	0	1	0	0	0	0	0	3	0
8:10 AM	0	2	0	0	0	0	0	0	0	0	0	0	0	0	0	0	2	0
8:15 AM	0	1	0	0	0	0	0	0	0	0	2	0	0	0	0	0	3	0
8:20 AM	0	1	0	0	1	0	0	0	0	0	2	0	0	0	0	0	4	0
8:25 AM	0	0	0	0	2	0	0	0	0	0	3	0	0	0	0	0	5	0
8:30 AM	0	0	0	0	1	0	0	0	0	0	1	0	0	0	0	0	2	0
8:35 AM	0	2	0	0	3	0	0	0	0	2	0	0	0	0	0	0	7	0
8:40 AM	0	0	0	0	1	1	0	0	0	0	1	0	0	0	0	0	3	0
8:45 AM	0	1	0	0	1	0	0	0	0	0	0	0	0	0	0	0	2	0
8:50 AM	0	0	0	0	1	0	0	0	0	0	1	0	0	0	0	0	2	0
8:55 AM	0	2	0	0	2	0	0	0	0	0	2	0	0	0	0	0	6	0
HOURLY TOTALS	Southbound			Westbound			Northbound			Eastbound			Pedestrians By Approach				TOTAL	
7:00 AM	4	14	2	0	6	1	0	0	0	4	8	0	0	0	0	0	39	0
7:15 AM	3	15	2	0	5	0	0	0	0	2	8	0	0	0	0	0	35	0
7:30 AM	3	14	1	0	8	0	0	0	0	2	10	0	0	0	0	0	38	0
7:45 AM	1	14	1	0	10	1	0	0	0	4	12	0	0	0	0	0	43	0
8:00 AM	1	12	0	0	14	1	0	0	0	2	14	0	0	0	0	0	44	0

INTERSECTION: *N Williams Ave--/N Alberta St--*
 PROJECT ID#:
 QC JOB #: 10247121

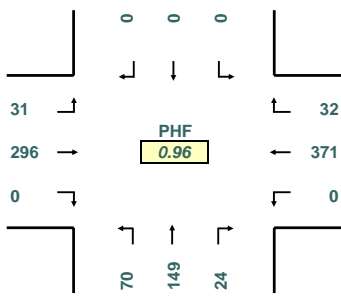
START TIME: 7:00 AM
 END TIME: 9:00 AM
 DATE: 4/11/2007



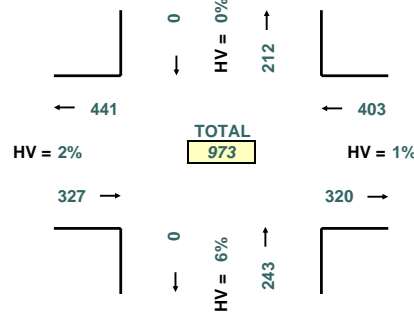
16285 SW 85th Avenue, Ste. 302
 Tigard, OR 97224
 Phone: 503-620-4242
 Fax: 503 620-4545

www.qualitycounts.net

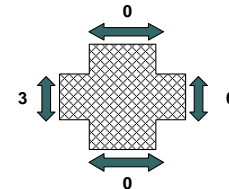
PEAK HOUR TURNING MOVEMENTS



PEAK HOUR LINK VOLUMES



PEAK HOUR PED CROSSING VOLUMES



PEAK HOUR: 8:00 AM TO 9:00 AM

PEAK 15 MINUTES: 8:15 AM TO 8:30 AM

5-MINUTE COUNT PERIOD BEGINNING AT	<i>N Williams Ave-- (Southbound)</i>			<i>N Alberta St-- (Westbound)</i>			<i>N Williams Ave-- (Northbound)</i>			<i>N Alberta St-- (Eastbound)</i>			Crosswalk Usage (Peds By Approach)				TOTAL	
	Right	Thru	Left	Right	Thru	Left	Right	Thru	Left	Right	Thru	Left	North	East	South	West	Veh	Peds
7:00 AM	0	0	0	1	18	0	1	7	8	0	8	2	0	2	0	0	45	2
7:05 AM	0	0	0	4	18	0	1	8	3	0	7	4	0	0	0	0	45	0
7:10 AM	0	0	0	2	28	0	2	4	3	0	5	1	0	0	0	2	45	2
7:15 AM	0	0	0	0	28	0	1	7	3	0	13	0	0	0	0	0	52	0
7:20 AM	0	0	0	1	22	0	1	10	2	0	7	1	0	0	0	0	44	0
7:25 AM	0	0	0	1	28	0	1	8	7	0	10	1	0	0	0	1	56	1
7:30 AM	0	0	0	4	28	0	0	2	4	0	8	0	0	0	0	0	46	0
7:35 AM	0	0	0	0	35	0	3	10	7	0	11	2	0	0	0	0	68	0
7:40 AM	0	0	0	0	26	0	1	11	5	0	11	0	0	1	0	0	54	1
7:45 AM	0	0	0	3	30	0	1	16	6	0	10	3	0	0	0	0	69	0
7:50 AM	0	0	0	2	34	0	3	11	6	0	17	1	0	1	0	2	74	3
7:55 AM	0	0	0	1	37	0	2	10	10	0	14	3	0	1	0	0	77	1
8:00 AM	0	0	0	3	42	0	3	15	4	0	24	4	0	0	0	1	95	1
8:05 AM	0	0	0	1	33	0	0	11	2	0	26	1	0	0	0	0	74	0
8:10 AM	0	0	0	3	29	0	1	9	8	0	16	4	0	0	0	2	70	2
8:15 AM	0	0	0	2	37	0	1	10	9	0	28	2	0	0	0	0	89	0
8:20 AM	0	0	0	2	36	0	1	12	7	0	26	1	0	0	0	0	85	0
8:25 AM	0	0	0	4	34	0	3	13	8	0	16	2	0	0	0	0	80	0
8:30 AM	0	0	0	0	24	0	4	14	5	0	29	1	0	0	0	0	77	0
8:35 AM	0	0	0	4	36	0	3	6	8	0	26	4	0	0	0	0	87	0
8:40 AM	0	0	0	3	28	0	1	15	6	0	33	2	0	0	0	0	88	0
8:45 AM	0	0	0	4	24	0	3	10	9	0	25	6	0	0	0	0	81	0
8:50 AM	0	0	0	2	27	0	2	16	3	0	24	2	0	0	0	0	76	0
8:55 AM	0	0	0	4	21	0	2	18	1	0	23	2	0	0	0	0	71	0
HOURLY TOTALS	Southbound			Westbound			Northbound			Eastbound			Pedestrians By Approach				TOTAL	
7:00 AM	0	0	0	19	332	0	17	104	64	0	121	18	0	5	0	5	675	10
7:15 AM	0	0	0	19	372	0	17	120	64	0	167	20	0	3	0	6	779	9
7:30 AM	0	0	0	25	401	0	19	130	76	0	207	23	0	3	0	5	881	8
7:45 AM	0	0	0	28	400	0	23	142	79	0	265	28	0	2	0	5	965	7
8:00 AM	0	0	0	32	371	0	24	149	70	0	296	31	0	0	0	3	973	3

INTERSECTION: *N Williams Ave--/N Alberta St--*
 PROJECT ID#:
 QC JOB #: 10247121

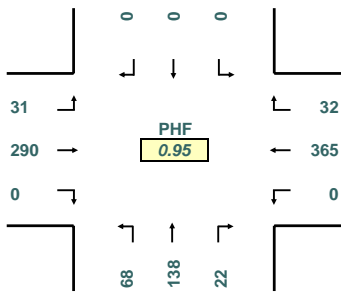
START TIME: 7:00 AM
 END TIME: 9:00 AM
 DATE: 4/11/2007



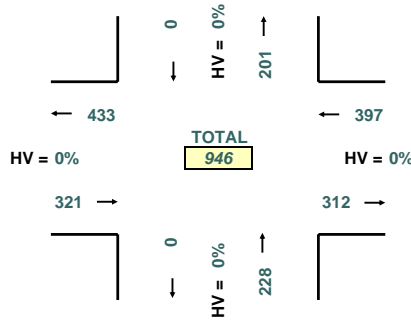
16285 SW 85th Avenue, Ste. 302
 Tigard, OR 97224
 Phone: 503-620-4242
 Fax: 503 620-4545

www.qualitycounts.net

PEAK HOUR TURNING MOVEMENTS



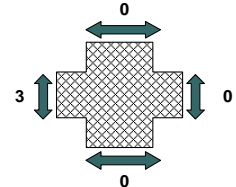
PEAK HOUR LINK VOLUMES



PEAK HOUR: 8:00 AM TO 9:00 AM

PEAK 15 MINUTES: 8:15 AM TO 8:30 AM

PEAK HOUR PED CROSSING VOLUMES



5-MINUTE COUNT PERIOD BEGINNING AT	N Williams Ave-- (Southbound)			N Alberta St-- (Westbound)			N Williams Ave-- (Northbound)			N Alberta St-- (Eastbound)			Crosswalk Usage (Peds By Approach)				TOTAL	
	Right	Thru	Left	Right	Thru	Left	Right	Thru	Left	Right	Thru	Left	North	East	South	West	Veh	Peds
7:00 AM	0	0	0	1	18	0	1	7	8	0	7	2	0	2	0	0	44	2
7:05 AM	0	0	0	4	18	0	1	8	3	0	6	4	0	0	0	0	44	0
7:10 AM	0	0	0	2	26	0	1	3	3	0	5	1	0	0	0	2	41	2
7:15 AM	0	0	0	0	28	0	1	7	3	0	11	0	0	0	0	0	50	0
7:20 AM	0	0	0	1	22	0	1	10	2	0	7	1	0	0	0	0	44	0
7:25 AM	0	0	0	1	28	0	1	8	7	0	7	1	0	0	0	1	53	1
7:30 AM	0	0	0	4	27	0	0	2	4	0	7	0	0	0	0	0	44	0
7:35 AM	0	0	0	0	35	0	3	9	6	0	11	2	0	0	0	0	66	0
7:40 AM	0	0	0	0	25	0	0	10	5	0	11	0	0	1	0	0	51	1
7:45 AM	0	0	0	3	30	0	1	14	6	0	9	3	0	0	0	0	66	0
7:50 AM	0	0	0	2	34	0	2	10	6	0	17	1	0	1	0	2	72	3
7:55 AM	0	0	0	1	37	0	1	10	9	0	14	3	0	1	0	0	75	1
8:00 AM	0	0	0	3	40	0	3	15	4	0	24	4	0	0	0	1	93	1
8:05 AM	0	0	0	1	33	0	0	10	2	0	26	1	0	0	0	0	73	0
8:10 AM	0	0	0	3	29	0	1	9	8	0	16	4	0	0	0	2	70	2
8:15 AM	0	0	0	2	37	0	1	10	9	0	26	2	0	0	0	0	87	0
8:20 AM	0	0	0	2	36	0	0	11	7	0	26	1	0	0	0	0	83	0
8:25 AM	0	0	0	4	33	0	3	13	8	0	15	2	0	0	0	0	78	0
8:30 AM	0	0	0	0	24	0	3	12	5	0	28	1	0	0	0	0	73	0
8:35 AM	0	0	0	4	35	0	3	5	6	0	26	4	0	0	0	0	83	0
8:40 AM	0	0	0	3	27	0	1	13	6	0	33	2	0	0	0	0	85	0
8:45 AM	0	0	0	4	24	0	3	8	9	0	25	6	0	0	0	0	79	0
8:50 AM	0	0	0	2	26	0	2	16	3	0	24	2	0	0	0	0	75	0
8:55 AM	0	0	0	4	21	0	2	16	1	0	21	2	0	0	0	0	67	0
HOURLY TOTALS	Southbound			Westbound			Northbound			Eastbound			Pedestrians By Approach				TOTAL	
7:00 AM	0	0	0	19	328	0	13	98	62	0	112	18	0	5	0	5	650	10
7:15 AM	0	0	0	19	368	0	14	114	62	0	160	20	0	3	0	6	757	9
7:30 AM	0	0	0	25	396	0	15	123	74	0	202	23	0	3	0	5	858	8
7:45 AM	0	0	0	28	395	0	19	132	76	0	260	28	0	2	0	5	938	7
8:00 AM	0	0	0	32	365	0	22	138	68	0	290	31	0	0	0	3	946	3

INTERSECTION: *N Williams Ave--/N Alberta St--*
 PROJECT ID#:
 QC JOB #: 10247121

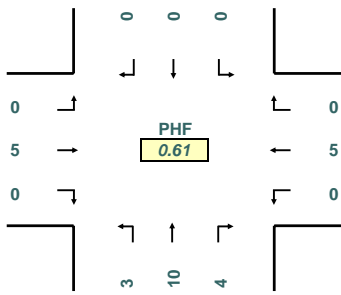
START TIME: 7:00 AM
 END TIME: 9:00 AM
 DATE: 4/11/2007



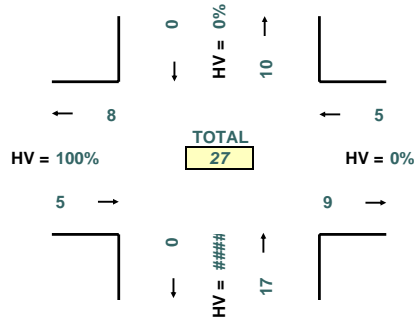
16285 SW 85th Avenue, Ste. 302
 Tigard, OR 97224
 Phone: 503-620-4242
 Fax: 503 620-4545

www.qualitycounts.net

PEAK HOUR TURNING MOVEMENTS



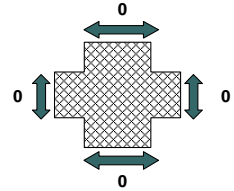
PEAK HOUR LINK VOLUMES



PEAK HOUR: 7:45 AM TO 8:45 AM

PEAK 15 MINUTES: 8:30 AM TO 8:45 AM

PEAK HOUR PED CROSSING VOLUMES



5-MINUTE COUNT PERIOD BEGINNING AT	<i>N Williams Ave-- (Southbound)</i>			<i>N Alberta St-- (Westbound)</i>			<i>N Williams Ave-- (Northbound)</i>			<i>N Alberta St-- (Eastbound)</i>			Crosswalk Usage (Peds By Approach)				TOTAL	
	Right	Thru	Left	Right	Thru	Left	Right	Thru	Left	Right	Thru	Left	North	East	South	West	Veh	Peds
7:00 AM	0	0	0	0	0	0	0	0	0	0	1	0	0	0	0	0	1	0
7:05 AM	0	0	0	0	0	0	0	0	0	0	1	0	0	0	0	0	1	0
7:10 AM	0	0	0	0	2	0	1	1	0	0	0	0	0	0	0	0	4	0
7:15 AM	0	0	0	0	0	0	0	0	0	0	2	0	0	0	0	0	2	0
7:20 AM	0	0	0	0	0	0	0	0	0	0	0	0	0	0	0	0	0	0
7:25 AM	0	0	0	0	0	0	0	0	0	0	3	0	0	0	0	0	3	0
7:30 AM	0	0	0	0	1	0	0	0	0	0	1	0	0	0	0	0	2	0
7:35 AM	0	0	0	0	0	0	0	1	1	0	0	0	0	0	0	0	2	0
7:40 AM	0	0	0	0	1	0	1	1	0	0	0	0	0	0	0	0	3	0
7:45 AM	0	0	0	0	0	0	0	2	0	0	1	0	0	0	0	0	3	0
7:50 AM	0	0	0	0	0	0	1	1	0	0	0	0	0	0	0	0	2	0
7:55 AM	0	0	0	0	0	0	1	0	1	0	0	0	0	0	0	0	2	0
8:00 AM	0	0	0	0	2	0	0	0	0	0	0	0	0	0	0	0	2	0
8:05 AM	0	0	0	0	0	0	0	1	0	0	0	0	0	0	0	0	1	0
8:10 AM	0	0	0	0	0	0	0	0	0	0	0	0	0	0	0	0	0	0
8:15 AM	0	0	0	0	0	0	0	0	0	0	2	0	0	0	0	0	2	0
8:20 AM	0	0	0	0	0	0	1	1	0	0	0	0	0	0	0	0	2	0
8:25 AM	0	0	0	0	1	0	0	0	0	0	1	0	0	0	0	0	2	0
8:30 AM	0	0	0	0	0	0	1	2	0	0	1	0	0	0	0	0	4	0
8:35 AM	0	0	0	0	1	0	0	1	2	0	0	0	0	0	0	0	4	0
8:40 AM	0	0	0	0	1	0	0	2	0	0	0	0	0	0	0	0	3	0
8:45 AM	0	0	0	0	0	0	0	2	0	0	0	0	0	0	0	0	2	0
8:50 AM	0	0	0	0	1	0	0	0	0	0	0	0	0	0	0	0	1	0
8:55 AM	0	0	0	0	0	0	0	2	0	0	2	0	0	0	0	0	4	0
HOURLY TOTALS	Southbound			Westbound			Northbound			Eastbound			Pedestrians By Approach				TOTAL	
7:00 AM	0	0	0	0	4	0	4	6	2	0	9	0	0	0	0	0	25	0
7:15 AM	0	0	0	0	4	0	3	6	2	0	7	0	0	0	0	0	22	0
7:30 AM	0	0	0	0	5	0	4	7	2	0	5	0	0	0	0	0	23	0
7:45 AM	0	0	0	0	5	0	4	10	3	0	5	0	0	0	0	0	27	0
8:00 AM	0	0	0	0	6	0	2	11	2	0	6	0	0	0	0	0	27	0

INTERSECTION: *NE MLK Jr Blvd--NE Alberta St--*
 PROJECT ID#:
 QC JOB #: 10247122

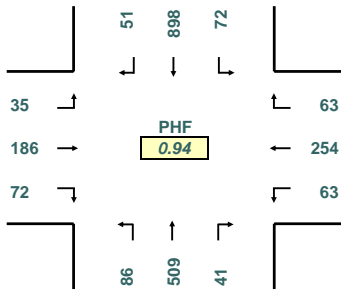
START TIME: 7:00 AM
 END TIME: 9:00 AM
 DATE: 4/11/2007



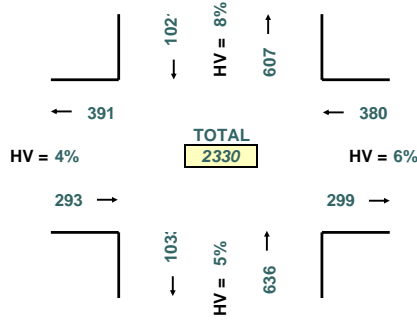
16285 SW 85th Avenue, Ste. 302
 Tigard, OR 97224
 Phone: 503-620-4242
 Fax: 503 620-4545

www.qualitycounts.net

PEAK HOUR TURNING MOVEMENTS



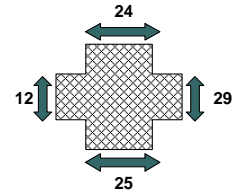
PEAK HOUR LINK VOLUMES



PEAK HOUR: 8:00 AM TO 9:00 AM

PEAK 15 MINUTES: 8:30 AM TO 8:45 AM

PEAK HOUR PED CROSSING VOLUMES



5-MINUTE COUNT PERIOD BEGINNING AT	NE MLK Jr Blvd-- (Southbound)			NE Alberta St-- (Westbound)			NE MLK Jr Blvd-- (Northbound)			NE Alberta St-- (Eastbound)			Crosswalk Usage (Peds By Approach)				TOTAL	
	Right	Thru	Left	Right	Thru	Left	Right	Thru	Left	Right	Thru	Left	North	East	South	West	Veh	Peds
7:00 AM	4	40	1	3	10	1	0	24	6	3	5	2	2	2	1	0	99	5
7:05 AM	4	60	0	3	11	4	0	15	3	0	3	3	0	0	1	0	106	1
7:10 AM	9	53	3	2	14	3	1	25	4	3	2	1	0	0	0	1	120	1
7:15 AM	1	56	2	6	26	4	1	23	2	5	7	2	1	1	0	0	135	2
7:20 AM	3	58	2	3	14	4	4	16	3	5	7	1	0	0	1	0	120	1
7:25 AM	4	55	6	4	17	2	2	27	6	3	6	2	1	2	3	0	134	6
7:30 AM	7	55	1	4	23	9	1	21	7	1	8	2	1	0	2	0	139	3
7:35 AM	6	71	3	6	23	6	1	23	9	0	12	0	0	3	5	1	160	9
7:40 AM	1	90	6	3	22	6	2	36	0	4	7	2	4	1	0	0	179	5
7:45 AM	3	85	7	3	21	6	3	21	5	2	12	2	1	0	3	0	170	4
7:50 AM	2	78	6	2	31	2	1	36	7	2	13	1	2	1	2	0	181	5
7:55 AM	7	79	3	6	24	4	0	30	6	3	7	2	1	3	2	2	171	8
8:00 AM	5	74	2	2	20	5	3	25	12	5	15	2	1	1	3	0	170	5
8:05 AM	5	73	7	7	24	5	6	36	7	9	12	7	3	3	1	3	198	10
8:10 AM	5	77	8	2	19	6	2	25	11	4	13	0	1	1	5	1	172	8
8:15 AM	6	77	6	2	19	5	3	34	6	4	15	2	1	1	0	1	179	3
8:20 AM	5	85	8	5	28	4	3	39	7	3	13	6	1	2	2	0	206	5
8:25 AM	4	61	7	7	21	4	6	43	8	7	18	5	2	5	2	0	191	9
8:30 AM	5	96	3	7	19	4	5	47	1	6	14	4	3	0	1	2	211	6
8:35 AM	2	69	11	11	22	6	3	48	9	6	19	1	1	1	1	1	207	4
8:40 AM	4	60	6	7	29	4	2	53	3	8	25	2	3	1	1	1	203	6
8:45 AM	4	69	5	6	9	11	2	55	10	7	18	2	5	8	7	3	198	23
8:50 AM	4	83	6	3	25	4	2	51	11	5	15	1	1	2	2	0	210	5
8:55 AM	2	74	3	4	19	5	4	53	1	8	9	3	2	4	0	0	185	6
HOURLY TOTALS	Southbound			Westbound			Northbound			Eastbound			Pedestrians By Approach				TOTAL	
7:00 AM	51	780	40	45	236	51	16	297	58	31	89	20	13	13	20	4	1714	50
7:15 AM	49	851	53	48	264	59	26	319	75	43	119	23	16	16	27	7	1929	66
7:30 AM	56	905	64	49	275	62	31	369	85	44	145	31	18	21	27	8	2116	74
7:45 AM	53	914	74	61	277	55	37	437	82	59	176	34	20	19	23	11	2259	73
8:00 AM	51	898	72	63	254	63	41	509	86	72	186	35	24	29	25	12	2330	90

INTERSECTION: *NE MLK Jr Blvd--NE Alberta St--*
 PROJECT ID#:
 QC JOB #: 10247122

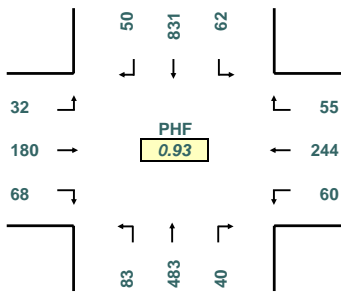
START TIME: 7:00 AM
 END TIME: 9:00 AM
 DATE: 4/11/2007



16285 SW 85th Avenue, Ste. 302
 Tigard, OR 97224
 Phone: 503-620-4242
 Fax: 503 620-4545

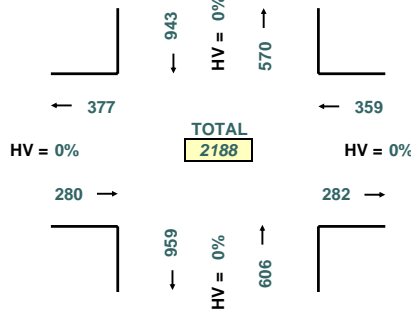
www.qualitycounts.net

PEAK HOUR TURNING MOVEMENTS



PHF
0.93

PEAK HOUR LINK VOLUMES

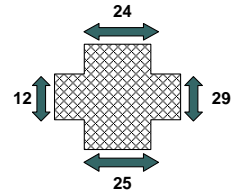


TOTAL
2188

PEAK HOUR: 8:00 AM TO 9:00 AM

PEAK 15 MINUTES: 8:30 AM TO 8:45 AM

PEAK HOUR PED CROSSING VOLUMES



5-MINUTE COUNT PERIOD BEGINNING AT	NE MLK Jr Blvd-- (Southbound)			NE Alberta St-- (Westbound)			NE MLK Jr Blvd-- (Northbound)			NE Alberta St-- (Eastbound)			Crosswalk Usage (Peds By Approach)				TOTAL	
	Right	Thru	Left	Right	Thru	Left	Right	Thru	Left	Right	Thru	Left	North	East	South	West	Veh	Peds
7:00 AM	4	38	0	3	10	1	0	22	6	3	5	1	2	2	1	0	93	5
7:05 AM	4	59	0	2	11	3	0	13	3	0	2	3	0	0	1	0	100	1
7:10 AM	9	51	1	2	13	3	1	22	4	3	2	1	0	0	0	1	112	1
7:15 AM	1	53	2	5	26	4	1	23	2	4	6	2	1	1	0	0	129	2
7:20 AM	3	52	1	2	14	4	4	15	3	4	6	1	0	0	1	0	109	1
7:25 AM	3	52	5	4	17	2	2	26	6	3	5	2	1	2	3	0	127	6
7:30 AM	7	53	1	4	22	9	1	21	6	1	8	1	1	0	2	0	134	3
7:35 AM	6	68	2	5	23	6	1	23	9	0	12	0	0	3	5	1	155	9
7:40 AM	0	83	6	3	22	5	2	34	0	4	7	2	4	1	0	0	168	5
7:45 AM	2	80	6	3	21	6	3	21	5	2	11	1	1	0	3	0	161	4
7:50 AM	2	76	6	1	31	2	1	32	7	2	12	1	2	1	2	0	173	5
7:55 AM	7	74	3	5	24	4	0	29	6	3	7	1	1	3	2	2	163	8
8:00 AM	5	68	1	1	18	5	3	24	12	4	15	1	1	1	3	0	157	5
8:05 AM	5	68	6	5	24	5	6	36	6	9	11	7	3	3	1	3	188	10
8:10 AM	5	71	8	2	19	4	2	25	11	4	13	0	1	1	5	1	164	8
8:15 AM	6	70	6	2	19	5	3	31	6	3	14	2	1	1	0	1	167	3
8:20 AM	5	81	6	5	27	4	3	37	7	3	13	5	1	2	2	0	196	5
8:25 AM	4	56	6	5	20	4	6	42	8	7	16	5	2	5	2	0	179	9
8:30 AM	5	90	2	6	19	4	5	46	0	5	14	3	3	0	1	2	199	6
8:35 AM	2	64	9	11	21	6	3	43	9	6	19	1	1	1	1	1	194	4
8:40 AM	4	57	6	7	27	4	2	51	3	8	25	2	3	1	1	1	196	6
8:45 AM	3	61	4	4	9	10	1	51	10	7	17	2	5	8	7	3	179	23
8:50 AM	4	78	6	3	24	4	2	46	10	5	15	1	1	2	2	0	198	5
8:55 AM	2	67	2	4	17	5	4	51	1	7	8	3	2	4	0	0	171	6
HOURLY TOTALS	Southbound			Westbound			Northbound			Eastbound			Pedestrians By Approach				TOTAL	
7:00 AM	48	739	33	39	234	49	16	281	57	29	83	16	13	13	20	4	1624	50
7:15 AM	46	798	47	40	261	56	26	309	73	40	113	19	16	16	27	7	1828	66
7:30 AM	54	848	57	41	270	59	31	355	83	42	139	26	18	21	27	8	2005	74
7:45 AM	52	855	65	53	270	53	37	417	80	56	170	29	20	19	23	11	2137	73
8:00 AM	50	831	62	55	244	60	40	483	83	68	180	32	24	29	25	12	2188	90

INTERSECTION: *NE MLK Jr Blvd--NE Alberta St--*
 PROJECT ID#:
 QC JOB #: 10247122

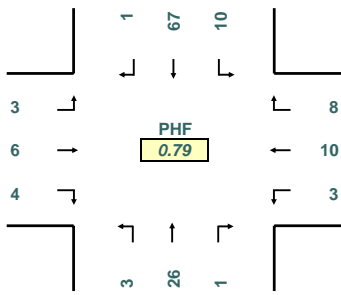
START TIME: 7:00 AM
 END TIME: 9:00 AM
 DATE: 4/11/2007



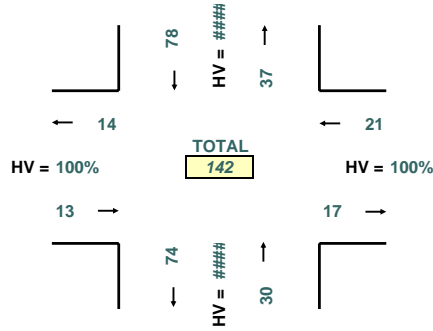
16285 SW 85th Avenue, Ste. 302
 Tigard, OR 97224
 Phone: 503-620-4242
 Fax: 503 620-4545

www.qualitycounts.net

PEAK HOUR TURNING MOVEMENTS



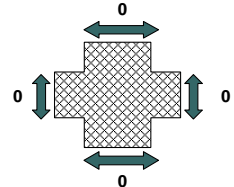
PEAK HOUR LINK VOLUMES



PEAK HOUR: 8:00 AM TO 9:00 AM

PEAK 15 MINUTES: 8:45 AM TO 9:00 AM

PEAK HOUR PED CROSSING VOLUMES



5-MINUTE COUNT PERIOD BEGINNING AT	NE MLK Jr Blvd-- (Southbound)			NE Alberta St-- (Westbound)			NE MLK Jr Blvd-- (Northbound)			NE Alberta St-- (Eastbound)			Crosswalk Usage (Peds By Approach)				TOTAL	
	Right	Thru	Left	Right	Thru	Left	Right	Thru	Left	Right	Thru	Left	North	East	South	West	Veh	Peds
7:00 AM	0	2	1	0	0	0	0	2	0	0	0	1	0	0	0	0	6	0
7:05 AM	0	1	0	1	0	1	0	2	0	0	1	0	0	0	0	0	6	0
7:10 AM	0	2	2	0	1	0	0	3	0	0	0	0	0	0	0	0	8	0
7:15 AM	0	3	0	1	0	0	0	0	0	1	1	0	0	0	0	0	6	0
7:20 AM	0	6	1	1	0	0	0	1	0	1	1	0	0	0	0	0	11	0
7:25 AM	1	3	1	0	0	0	0	1	0	0	1	0	0	0	0	0	7	0
7:30 AM	0	2	0	0	1	0	0	0	1	0	0	1	0	0	0	0	5	0
7:35 AM	0	3	1	1	0	0	0	0	0	0	0	0	0	0	0	0	5	0
7:40 AM	1	7	0	0	0	1	0	2	0	0	0	0	0	0	0	0	11	0
7:45 AM	1	5	1	0	0	0	0	0	0	0	1	1	0	0	0	0	9	0
7:50 AM	0	2	0	1	0	0	0	4	0	0	1	0	0	0	0	0	8	0
7:55 AM	0	5	0	1	0	0	0	1	0	0	0	1	0	0	0	0	8	0
8:00 AM	0	6	1	1	2	0	0	1	0	1	0	1	0	0	0	0	13	0
8:05 AM	0	5	1	2	0	0	0	0	1	0	1	0	0	0	0	0	10	0
8:10 AM	0	6	0	0	0	2	0	0	0	0	0	0	0	0	0	0	8	0
8:15 AM	0	7	0	0	0	0	0	3	0	1	1	0	0	0	0	0	12	0
8:20 AM	0	4	2	0	1	0	0	2	0	0	0	1	0	0	0	0	10	0
8:25 AM	0	5	1	2	1	0	0	1	0	0	2	0	0	0	0	0	12	0
8:30 AM	0	6	1	1	0	0	0	1	1	1	0	1	0	0	0	0	12	0
8:35 AM	0	5	2	0	1	0	0	5	0	0	0	0	0	0	0	0	13	0
8:40 AM	0	3	0	0	2	0	0	2	0	0	0	0	0	0	0	0	7	0
8:45 AM	1	8	1	2	0	1	1	4	0	0	1	0	0	0	0	0	19	0
8:50 AM	0	5	0	0	1	0	0	5	1	0	0	0	0	0	0	0	12	0
8:55 AM	0	7	1	0	2	0	0	2	0	1	1	0	0	0	0	0	14	0
HOURLY TOTALS	Southbound			Westbound			Northbound			Eastbound			Pedestrians By Approach				TOTAL	
7:00 AM	3	41	7	6	2	2	0	16	1	2	6	4	0	0	0	0	90	0
7:15 AM	3	53	6	8	3	3	0	10	2	3	6	4	0	0	0	0	101	0
7:30 AM	2	57	7	8	5	3	0	14	2	2	6	5	0	0	0	0	111	0
7:45 AM	1	59	9	8	7	2	0	20	2	3	6	5	0	0	0	0	122	0
8:00 AM	1	67	10	8	10	3	1	26	3	4	6	3	0	0	0	0	142	0

INTERSECTION: *N Greeley Ave--N Killingsworth St--*
 PROJECT ID#:
 QC JOB #: 10247107

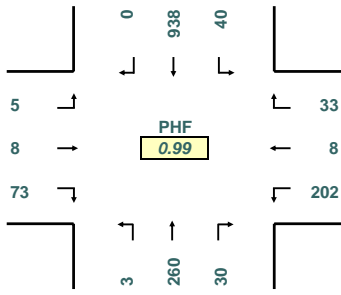
START TIME: 7:00 AM
 END TIME: 9:00 AM
 DATE: 4/11/2007



16285 SW 85th Avenue, Ste. 302
 Tigard, OR 97224
 Phone: 503-620-4242
 Fax: 503 620-4545

www.qualitycounts.net

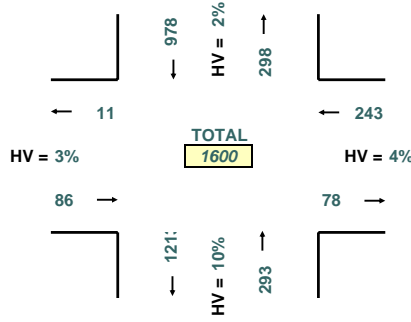
PEAK HOUR TURNING MOVEMENTS



PHF
0.99

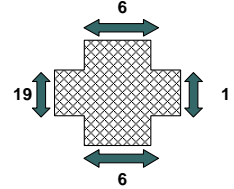
PEAK HOUR: 7:30 AM TO 8:30 AM

PEAK HOUR LINK VOLUMES



PEAK 15 MINUTES: 7:30 AM TO 7:45 AM

PEAK HOUR PED CROSSING VOLUMES



5-MINUTE COUNT PERIOD BEGINNING AT	N Greeley Ave-- (Southbound)			N Killingsworth St-- (Westbound)			N Greeley Ave-- (Northbound)			N Killingsworth St-- (Eastbound)			Crosswalk Usage (Peds By Approach)				TOTAL	
	Right	Thru	Left	Right	Thru	Left	Right	Thru	Left	Right	Thru	Left	North	East	South	West	Veh	Peds
7:00 AM	0	51	4	1	0	13	1	18	0	2	0	0	0	2	0	1	90	3
7:05 AM	0	62	2	2	0	7	4	13	0	6	0	1	0	1	0	0	97	1
7:10 AM	0	60	4	1	1	17	2	16	0	2	2	0	0	0	0	0	105	0
7:15 AM	0	81	1	0	0	11	0	18	0	3	1	0	0	0	0	1	115	1
7:20 AM	0	82	7	3	0	14	5	29	0	5	0	0	0	0	0	1	145	1
7:25 AM	0	86	4	3	1	11	1	17	0	1	0	1	1	0	0	0	125	1
7:30 AM	0	69	1	2	1	13	2	26	0	9	1	0	1	0	2	2	124	5
7:35 AM	0	97	1	2	0	17	2	18	1	3	0	0	0	0	0	0	141	0
7:40 AM	0	82	5	4	0	12	2	27	1	7	1	0	0	0	0	3	141	3
7:45 AM	0	81	1	10	0	17	0	18	1	8	2	2	0	0	0	2	140	2
7:50 AM	0	80	2	0	2	23	2	9	0	12	1	1	0	0	0	0	132	0
7:55 AM	0	82	3	0	1	13	3	20	0	11	0	0	1	0	0	3	133	4
8:00 AM	0	64	2	0	1	17	1	22	0	5	0	0	0	0	0	4	112	4
8:05 AM	0	80	7	2	3	22	1	22	0	7	1	0	0	0	0	2	145	2
8:10 AM	0	69	3	3	0	19	5	24	0	5	1	1	1	0	1	1	130	3
8:15 AM	0	88	3	1	0	14	4	21	0	4	0	0	2	1	0	0	135	3
8:20 AM	0	76	8	2	0	15	1	37	0	0	0	1	1	0	3	0	140	4
8:25 AM	0	70	4	7	0	20	7	16	0	2	1	0	0	0	0	2	127	2
8:30 AM	0	67	4	6	1	16	1	25	0	0	0	0	0	0	0	0	120	0
8:35 AM	0	62	11	5	1	12	3	33	1	2	2	0	2	0	0	2	132	4
8:40 AM	0	76	3	3	1	9	1	23	0	1	1	1	0	0	0	0	119	0
8:45 AM	0	52	7	8	0	10	4	33	1	2	1	1	0	0	0	1	119	1
8:50 AM	0	59	3	12	1	10	1	26	1	2	0	0	1	0	0	0	115	1
8:55 AM	0	43	8	6	1	12	5	33	0	0	0	0	1	0	0	1	108	2
HOURLY TOTALS	Southbound			Westbound			Northbound			Eastbound			Pedestrians By Approach				TOTAL	
7:00 AM	0	913	35	28	6	168	24	229	3	69	8	5	3	3	2	13	1488	21
7:15 AM	0	953	37	29	9	189	24	250	3	76	8	5	4	0	3	19	1583	26
7:30 AM	0	938	40	33	8	202	30	260	3	73	8	5	6	1	6	19	1600	32
7:45 AM	0	895	51	39	10	197	29	270	2	57	9	6	7	1	4	16	1565	28
8:00 AM	0	806	63	55	9	176	34	315	3	30	7	4	8	1	4	13	1502	26

INTERSECTION: *N Greeley Ave--N Killingsworth St--*
 PROJECT ID#:
 QC JOB #: 10247107

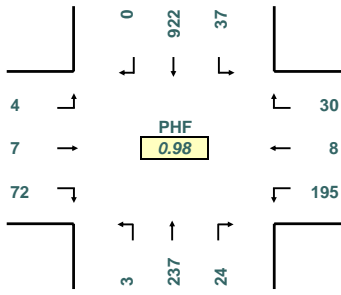
START TIME: 7:00 AM
 END TIME: 9:00 AM
 DATE: 4/11/2007



16285 SW 85th Avenue, Ste. 302
 Tigard, OR 97224
 Phone: 503-620-4242
 Fax: 503 620-4545

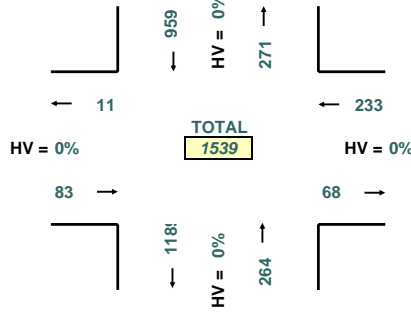
www.qualitycounts.net

PEAK HOUR TURNING MOVEMENTS



PHF
0.98

PEAK HOUR LINK VOLUMES

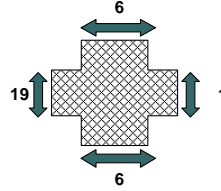


TOTAL
1539

PEAK HOUR: 7:30 AM TO 8:30 AM

PEAK 15 MINUTES: 7:30 AM TO 7:45 AM

PEAK HOUR PED CROSSING VOLUMES



5-MINUTE COUNT PERIOD BEGINNING AT	N Greeley Ave-- (Southbound)			N Killingsworth St-- (Westbound)			N Greeley Ave-- (Northbound)			N Killingsworth St-- (Eastbound)			Crosswalk Usage (Peds By Approach)				TOTAL	
	Right	Thru	Left	Right	Thru	Left	Right	Thru	Left	Right	Thru	Left	North	East	South	West	Veh	Peds
7:00 AM	0	50	4	0	0	13	0	16	0	2	0	0	0	2	0	1	85	3
7:05 AM	0	62	2	2	0	6	2	12	0	6	0	1	0	1	0	0	93	1
7:10 AM	0	58	4	1	1	16	1	16	0	2	2	0	0	0	0	0	101	0
7:15 AM	0	81	1	0	0	11	0	15	0	3	1	0	0	0	0	1	112	1
7:20 AM	0	82	7	2	0	14	4	27	0	5	0	0	0	0	0	1	141	1
7:25 AM	0	85	3	3	1	11	0	15	0	1	0	1	1	0	0	0	120	1
7:30 AM	0	68	1	2	1	12	2	23	0	9	1	0	1	0	2	2	119	5
7:35 AM	0	96	1	2	0	17	1	17	1	3	0	0	0	0	0	0	138	0
7:40 AM	0	80	5	2	0	12	2	26	1	7	1	0	0	0	0	3	136	3
7:45 AM	0	79	1	10	0	16	0	17	1	8	2	2	0	0	0	2	136	2
7:50 AM	0	79	1	0	2	23	1	8	0	12	0	0	0	0	0	0	126	0
7:55 AM	0	81	3	0	1	13	2	19	0	10	0	0	1	0	0	3	129	4
8:00 AM	0	62	2	0	1	15	1	21	0	5	0	0	0	0	0	4	107	4
8:05 AM	0	79	7	2	3	22	0	20	0	7	1	0	0	0	0	2	141	2
8:10 AM	0	66	3	3	0	19	5	21	0	5	1	1	1	0	1	1	124	3
8:15 AM	0	87	2	1	0	12	3	17	0	4	0	0	2	1	0	0	126	3
8:20 AM	0	75	8	2	0	15	1	34	0	0	0	1	1	0	3	0	136	4
8:25 AM	0	70	3	6	0	19	6	14	0	2	1	0	0	0	0	2	121	2
8:30 AM	0	67	4	6	1	16	1	25	0	0	0	0	0	0	0	0	120	0
8:35 AM	0	61	11	4	1	10	2	28	0	2	2	0	2	0	0	2	121	4
8:40 AM	0	74	3	3	1	9	1	22	0	1	1	0	0	0	0	0	115	0
8:45 AM	0	52	7	8	0	10	4	31	1	2	1	1	0	0	0	1	117	1
8:50 AM	0	53	3	12	1	9	1	24	1	2	0	0	1	0	0	0	106	1
8:55 AM	0	42	8	6	1	10	4	31	0	0	0	0	1	0	0	1	102	2
HOURLY TOTALS	Southbound			Westbound			Northbound			Eastbound			Pedestrians By Approach				TOTAL	
7:00 AM	0	901	33	24	6	164	15	211	3	68	7	4	3	3	2	13	1436	21
7:15 AM	0	938	35	26	9	185	18	229	3	75	7	4	4	0	3	19	1529	26
7:30 AM	0	922	37	30	8	195	24	237	3	72	7	4	6	1	6	19	1539	32
7:45 AM	0	880	48	37	10	189	23	246	1	56	8	4	7	1	4	16	1502	28
8:00 AM	0	788	61	53	9	166	29	288	2	30	7	3	8	1	4	13	1436	26

INTERSECTION: *N Greeley Ave--N Killingsworth St--*
 PROJECT ID#:
 QC JOB #: 10247107

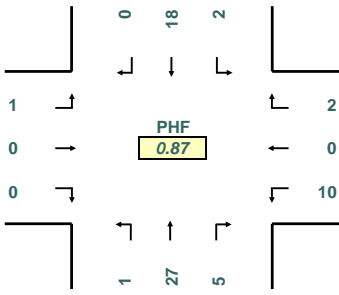
START TIME: 7:00 AM
 END TIME: 9:00 AM
 DATE: 4/11/2007



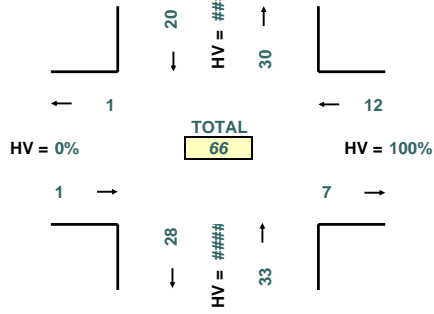
16285 SW 85th Avenue, Ste. 302
 Tigard, OR 97224
 Phone: 503-620-4242
 Fax: 503 620-4545

www.qualitycounts.net

PEAK HOUR TURNING MOVEMENTS



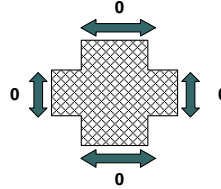
PEAK HOUR LINK VOLUMES



PEAK HOUR: 8:00 AM TO 9:00 AM

PEAK 15 MINUTES: 8:15 AM TO 8:30 AM

PEAK HOUR PED CROSSING VOLUMES



5-MINUTE COUNT PERIOD BEGINNING AT	N Greeley Ave-- (Southbound)			N Killingsworth St-- (Westbound)			N Greeley Ave-- (Northbound)			N Killingsworth St-- (Eastbound)			Crosswalk Usage (Peds By Approach)				TOTAL	
	Right	Thru	Left	Right	Thru	Left	Right	Thru	Left	Right	Thru	Left	North	East	South	West	Veh	Peds
7:00 AM	0	1	0	1	0	0	1	2	0	0	0	0	0	0	0	0	5	0
7:05 AM	0	0	0	0	0	1	2	1	0	0	0	0	0	0	0	0	4	0
7:10 AM	0	2	0	0	0	1	1	0	0	0	0	0	0	0	0	0	4	0
7:15 AM	0	0	0	0	0	0	0	3	0	0	0	0	0	0	0	0	3	0
7:20 AM	0	0	0	1	0	0	1	2	0	0	0	0	0	0	0	0	4	0
7:25 AM	0	1	1	0	0	0	1	2	0	0	0	0	0	0	0	0	5	0
7:30 AM	0	1	0	0	0	1	0	3	0	0	0	0	0	0	0	0	5	0
7:35 AM	0	1	0	0	0	0	1	1	0	0	0	0	0	0	0	0	3	0
7:40 AM	0	2	0	2	0	0	0	1	0	0	0	0	0	0	0	0	5	0
7:45 AM	0	2	0	0	0	1	0	1	0	0	0	0	0	0	0	0	4	0
7:50 AM	0	1	1	0	0	0	1	1	0	0	1	1	0	0	0	0	6	0
7:55 AM	0	1	0	0	0	0	1	1	0	1	0	0	0	0	0	0	4	0
8:00 AM	0	2	0	0	0	2	0	1	0	0	0	0	0	0	0	0	5	0
8:05 AM	0	1	0	0	0	0	1	2	0	0	0	0	0	0	0	0	4	0
8:10 AM	0	3	0	0	0	0	0	3	0	0	0	0	0	0	0	0	6	0
8:15 AM	0	1	1	0	0	2	1	4	0	0	0	0	0	0	0	0	9	0
8:20 AM	0	1	0	0	0	0	0	3	0	0	0	0	0	0	0	0	4	0
8:25 AM	0	0	1	1	0	1	1	2	0	0	0	0	0	0	0	0	6	0
8:30 AM	0	0	0	0	0	0	0	0	0	0	0	0	0	0	0	0	0	0
8:35 AM	0	1	0	1	0	2	1	5	1	0	0	0	0	0	0	0	11	0
8:40 AM	0	2	0	0	0	0	0	1	0	0	0	1	0	0	0	0	4	0
8:45 AM	0	0	0	0	0	0	0	2	0	0	0	0	0	0	0	0	2	0
8:50 AM	0	6	0	0	0	1	0	2	0	0	0	0	0	0	0	0	9	0
8:55 AM	0	1	0	0	0	2	1	2	0	0	0	0	0	0	0	0	6	0
HOURLY TOTALS	Southbound			Westbound			Northbound			Eastbound			Pedestrians By Approach				TOTAL	
7:00 AM	0	12	2	4	0	4	9	18	0	1	1	1	0	0	0	0	52	0
7:15 AM	0	15	2	3	0	4	6	21	0	1	1	1	0	0	0	0	54	0
7:30 AM	0	16	3	3	0	7	6	23	0	1	1	1	0	0	0	0	61	0
7:45 AM	0	15	3	2	0	8	6	24	1	1	1	2	0	0	0	0	63	0
8:00 AM	0	18	2	2	0	10	5	27	1	0	0	1	0	0	0	0	66	0

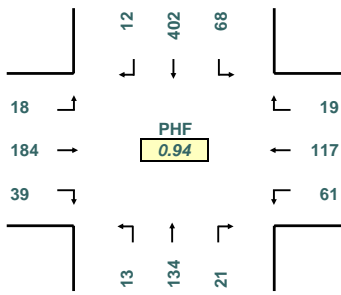
INTERSECTION: *N Interstate Ave--N Killingsworth St--*
 PROJECT ID#:
 QC JOB #: 10247108

START TIME: 7:00 AM
 END TIME: 9:00 AM
 DATE: 4/11/2007

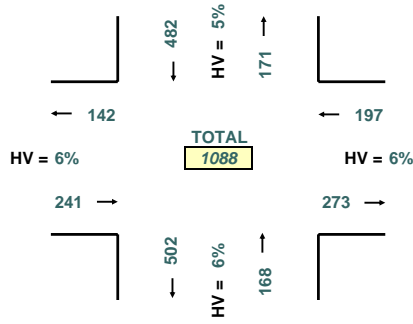


16285 SW 85th Avenue, Ste. 302
 Tigard, OR 97224
 Phone: 503-620-4242
 Fax: 503 620-4545
 www.qualitycounts.net

PEAK HOUR TURNING MOVEMENTS



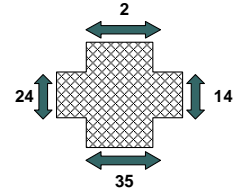
PEAK HOUR LINK VOLUMES



PEAK HOUR: 7:45 AM TO 8:45 AM

PEAK 15 MINUTES: 8:15 AM TO 8:30 AM

PEAK HOUR PED CROSSING VOLUMES



5-MINUTE COUNT PERIOD BEGINNING AT	<i>N Interstate Ave-- (Southbound)</i>			<i>N Killingsworth St-- (Westbound)</i>			<i>N Interstate Ave-- (Northbound)</i>			<i>N Killingsworth St-- (Eastbound)</i>			Crosswalk Usage (Peds By Approach)				TOTAL	
	Right	Thru	Left	Right	Thru	Left	Right	Thru	Left	Right	Thru	Left	North	East	South	West	Veh	Peds
7:00 AM	1	13	3	1	10	3	2	5	0	3	10	3	0	1	1	0	54	2
7:05 AM	0	28	3	0	5	2	1	5	0	3	14	2	0	0	1	0	63	1
7:10 AM	0	36	1	2	7	3	2	9	2	1	6	2	0	0	0	1	71	1
7:15 AM	0	25	5	2	5	1	1	7	0	2	9	1	0	1	3	3	58	7
7:20 AM	0	37	2	2	5	2	1	3	0	1	11	1	0	0	0	1	65	1
7:25 AM	4	31	1	2	5	3	1	5	2	2	14	0	0	4	1	2	70	7
7:30 AM	0	35	3	2	2	4	0	7	1	4	13	3	0	0	0	0	74	0
7:35 AM	0	44	4	2	7	3	1	6	1	5	7	1	0	2	0	0	81	2
7:40 AM	0	36	4	2	6	6	0	9	2	6	15	2	0	0	0	1	88	1
7:45 AM	0	40	1	2	12	5	3	11	2	2	12	1	0	1	0	2	91	3
7:50 AM	2	46	6	0	4	5	0	14	2	3	13	1	0	1	0	2	96	3
7:55 AM	1	38	7	2	10	7	0	5	0	3	20	0	0	3	1	2	93	6
8:00 AM	2	37	3	3	7	3	1	12	0	2	16	0	1	0	2	3	86	6
8:05 AM	0	35	5	1	12	4	3	7	0	3	12	1	1	1	2	3	83	7
8:10 AM	1	30	7	1	9	3	0	11	0	6	21	0	0	0	7	1	89	8
8:15 AM	3	33	4	0	8	8	2	19	2	2	15	7	0	0	3	4	103	7
8:20 AM	0	34	2	1	6	0	4	12	2	3	13	1	0	0	0	2	78	2
8:25 AM	0	38	9	1	17	12	1	11	3	5	11	1	0	2	7	0	109	9
8:30 AM	2	30	8	1	9	4	2	12	0	2	9	1	0	4	7	4	80	15
8:35 AM	0	19	8	2	12	6	3	13	1	5	28	2	0	0	0	1	99	1
8:40 AM	1	22	8	5	11	4	2	7	1	3	14	3	0	2	6	0	81	8
8:45 AM	1	21	5	1	11	5	5	11	2	2	16	3	0	1	1	2	83	4
8:50 AM	0	23	3	1	12	1	1	13	3	0	16	4	1	0	1	0	77	2
8:55 AM	1	34	0	6	10	4	4	13	0	2	10	2	1	3	9	2	86	15
HOURLY TOTALS	Southbound			Westbound			Northbound			Eastbound			Pedestrians By Approach				TOTAL	
7:00 AM	8	409	40	19	78	44	12	86	12	35	144	17	0	13	7	14	904	34
7:15 AM	10	434	48	21	84	46	11	97	10	39	163	11	2	13	16	20	974	51
7:30 AM	9	446	55	17	100	60	15	124	15	44	168	18	2	10	22	20	1071	54
7:45 AM	12	402	68	19	117	61	21	134	13	39	184	18	2	14	35	24	1088	75
8:00 AM	11	356	62	23	124	54	28	141	14	35	181	25	4	13	45	22	1054	84

INTERSECTION: *N Interstate Ave--N Killingsworth St--*
 PROJECT ID#:
 QC JOB #: 10247108

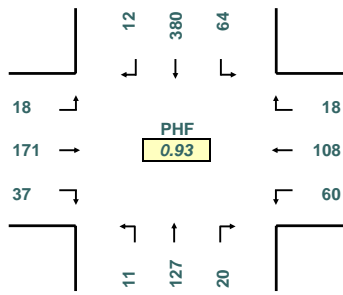
START TIME: 7:00 AM
 END TIME: 9:00 AM
 DATE: 4/11/2007



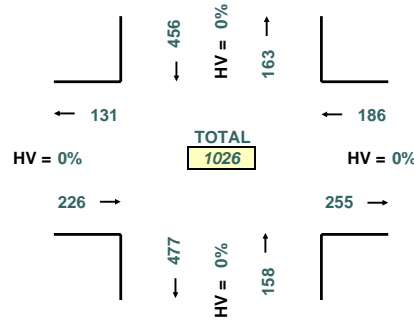
16285 SW 85th Avenue, Ste. 302
 Tigard, OR 97224
 Phone: 503-620-4242
 Fax: 503 620-4545

www.qualitycounts.net

PEAK HOUR TURNING MOVEMENTS



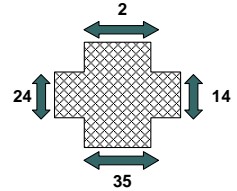
PEAK HOUR LINK VOLUMES



PEAK HOUR: 7:45 AM TO 8:45 AM

PEAK 15 MINUTES: 8:15 AM TO 8:30 AM

PEAK HOUR PED CROSSING VOLUMES



5-MINUTE COUNT PERIOD BEGINNING AT	<i>N Interstate Ave-- (Southbound)</i>			<i>N Killingsworth St-- (Westbound)</i>			<i>N Interstate Ave-- (Northbound)</i>			<i>N Killingsworth St-- (Eastbound)</i>			Crosswalk Usage (Peds By Approach)				TOTAL	
	Right	Thru	Left	Right	Thru	Left	Right	Thru	Left	Right	Thru	Left	North	East	South	West	Veh	Peds
7:00 AM	1	13	2	1	9	3	2	5	0	2	9	2	0	1	1	0	49	2
7:05 AM	0	28	3	0	5	2	1	5	0	3	13	2	0	0	1	0	62	1
7:10 AM	0	34	1	2	6	3	2	8	2	1	6	2	0	0	0	1	67	1
7:15 AM	0	25	5	2	5	1	1	6	0	2	8	1	0	1	3	3	56	7
7:20 AM	0	32	2	2	4	2	1	2	0	1	9	1	0	0	0	1	56	1
7:25 AM	4	29	1	2	4	3	1	5	2	2	13	0	0	4	1	2	66	7
7:30 AM	0	32	3	1	2	4	0	7	1	4	12	3	0	0	0	0	69	0
7:35 AM	0	40	4	2	7	3	1	6	1	4	7	1	0	2	0	0	76	2
7:40 AM	0	35	4	2	4	6	0	9	2	6	13	2	0	0	0	1	83	1
7:45 AM	0	38	1	2	11	4	3	9	2	2	12	1	0	1	0	2	85	3
7:50 AM	2	44	6	0	4	5	0	14	2	3	11	1	0	1	0	2	92	3
7:55 AM	1	33	6	1	10	7	0	5	0	3	17	0	0	3	1	2	83	6
8:00 AM	2	35	3	3	5	3	1	12	0	2	15	0	1	0	2	3	81	6
8:05 AM	0	34	4	1	12	4	3	4	0	3	11	1	1	1	2	3	77	7
8:10 AM	1	28	7	1	8	3	0	11	0	5	20	0	0	0	7	1	84	8
8:15 AM	3	32	3	0	7	8	1	19	2	2	15	7	0	0	3	4	99	7
8:20 AM	0	32	2	1	6	0	4	12	1	3	12	1	0	0	0	2	74	2
8:25 AM	0	37	8	1	17	12	1	10	2	4	11	1	0	2	7	0	104	9
8:30 AM	2	30	8	1	7	4	2	11	0	2	8	1	0	4	7	4	76	15
8:35 AM	0	18	8	2	11	6	3	13	1	5	27	2	0	0	0	1	96	1
8:40 AM	1	19	8	5	10	4	2	7	1	3	12	3	0	2	6	0	75	8
8:45 AM	0	20	4	1	11	5	5	10	2	2	15	3	0	1	1	2	78	4
8:50 AM	0	21	3	1	10	1	1	13	3	0	15	4	1	0	0	0	72	1
8:55 AM	1	31	0	6	9	4	4	13	0	2	9	2	1	3	9	2	81	15
HOURLY TOTALS	Southbound			Westbound			Northbound			Eastbound			Pedestrians By Approach				TOTAL	
7:00 AM	8	383	38	17	71	43	12	81	12	33	130	16	0	13	7	14	844	34
7:15 AM	10	405	46	19	76	45	11	90	10	37	148	11	2	13	16	20	908	51
7:30 AM	9	420	51	15	93	59	14	118	13	41	156	18	2	10	22	20	1007	54
7:45 AM	12	380	64	18	108	60	20	127	11	37	171	18	2	14	35	24	1026	75
8:00 AM	10	337	58	23	113	54	27	135	12	33	170	25	4	13	44	22	997	83

INTERSECTION: *N Interstate Ave--N Killingsworth St--*
 PROJECT ID#:
 QC JOB #: 10247108

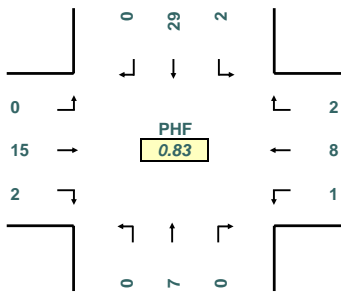
START TIME: 7:00 AM
 END TIME: 9:00 AM
 DATE: 4/11/2007



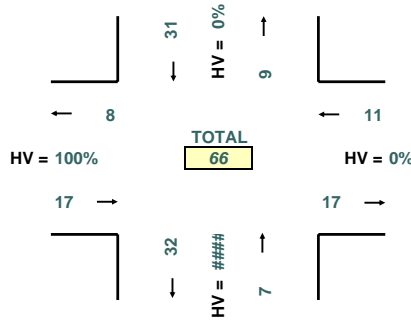
16285 SW 85th Avenue, Ste. 302
 Tigard, OR 97224
 Phone: 503-620-4242
 Fax: 503 620-4545

www.qualitycounts.net

PEAK HOUR TURNING MOVEMENTS



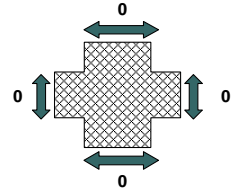
PEAK HOUR LINK VOLUMES



PEAK HOUR: 7:15 AM TO 8:15 AM

PEAK 15 MINUTES: 7:45 AM TO 8:00 AM

PEAK HOUR PED CROSSING VOLUMES



5-MINUTE COUNT PERIOD BEGINNING AT	<i>N Interstate Ave-- (Southbound)</i>			<i>N Killingsworth St-- (Westbound)</i>			<i>N Interstate Ave-- (Northbound)</i>			<i>N Killingsworth St-- (Eastbound)</i>			Crosswalk Usage (Peds By Approach)				TOTAL	
	Right	Thru	Left	Right	Thru	Left	Right	Thru	Left	Right	Thru	Left	North	East	South	West	Veh	Peds
7:00 AM	0	0	1	0	1	0	0	0	0	1	1	1	0	0	0	0	5	0
7:05 AM	0	0	0	0	0	0	0	0	0	0	1	0	0	0	0	0	1	0
7:10 AM	0	2	0	0	1	0	0	1	0	0	0	0	0	0	0	4	0	
7:15 AM	0	0	0	0	0	0	0	1	0	0	1	0	0	0	0	2	0	
7:20 AM	0	5	0	0	1	0	0	1	0	0	2	0	0	0	0	9	0	
7:25 AM	0	2	0	0	1	0	0	0	0	0	1	0	0	0	0	4	0	
7:30 AM	0	3	0	1	0	0	0	0	0	0	1	0	0	0	0	5	0	
7:35 AM	0	4	0	0	0	0	0	0	0	1	0	0	0	0	0	5	0	
7:40 AM	0	1	0	0	2	0	0	0	0	0	2	0	0	0	0	5	0	
7:45 AM	0	2	0	0	1	1	0	2	0	0	0	0	0	0	0	6	0	
7:50 AM	0	2	0	0	0	0	0	0	0	0	2	0	0	0	0	4	0	
7:55 AM	0	5	1	1	0	0	0	0	0	0	3	0	0	0	0	10	0	
8:00 AM	0	2	0	0	2	0	0	0	0	0	1	0	0	0	0	5	0	
8:05 AM	0	1	1	0	0	0	0	3	0	0	1	0	0	0	0	6	0	
8:10 AM	0	2	0	0	1	0	0	0	0	1	1	0	0	0	0	5	0	
8:15 AM	0	1	1	0	1	0	1	0	0	0	0	0	0	0	0	4	0	
8:20 AM	0	2	0	0	0	0	0	0	1	0	1	0	0	0	0	4	0	
8:25 AM	0	1	1	0	0	0	0	1	1	1	0	0	0	0	0	5	0	
8:30 AM	0	0	0	0	2	0	0	1	0	0	1	0	0	0	0	4	0	
8:35 AM	0	1	0	0	1	0	0	0	0	0	1	0	0	0	0	3	0	
8:40 AM	0	3	0	0	1	0	0	0	0	0	2	0	0	0	0	6	0	
8:45 AM	1	1	1	0	0	0	0	1	0	0	1	0	0	0	0	5	0	
8:50 AM	0	2	0	0	2	0	0	0	0	0	1	0	0	0	1	5	1	
8:55 AM	0	3	0	0	1	0	0	0	0	0	1	0	0	0	0	5	0	
HOURLY TOTALS	Southbound			Westbound			Northbound			Eastbound			Pedestrians By Approach				TOTAL	
7:00 AM	0	26	2	2	7	1	0	5	0	2	14	1	0	0	0	0	60	0
7:15 AM	0	29	2	2	8	1	0	7	0	2	15	0	0	0	0	0	66	0
7:30 AM	0	26	4	2	7	1	1	6	2	3	12	0	0	0	0	0	64	0
7:45 AM	0	22	4	1	9	1	1	7	2	2	13	0	0	0	0	0	62	0
8:00 AM	1	19	4	0	11	0	1	6	2	2	11	0	0	0	1	0	57	1

INTERSECTION: *NE MLK Jr Blvd--NE Killingsworth St--*
 PROJECT ID#:
 QC JOB #: 10247123

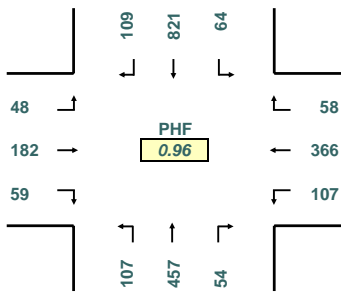
START TIME: 7:00 AM
 END TIME: 9:00 AM
 DATE: 4/11/2007



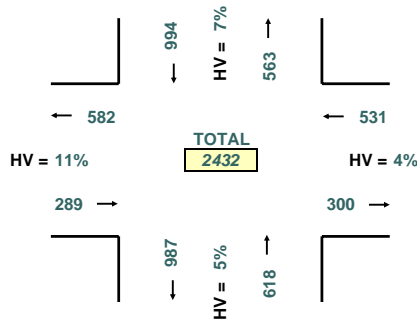
16285 SW 85th Avenue, Ste. 302
 Tigard, OR 97224
 Phone: 503-620-4242
 Fax: 503 620-4545

www.qualitycounts.net

PEAK HOUR TURNING MOVEMENTS



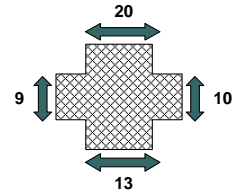
PEAK HOUR LINK VOLUMES



PEAK HOUR: 8:00 AM TO 9:00 AM

PEAK 15 MINUTES: 8:45 AM TO 9:00 AM

PEAK HOUR PED CROSSING VOLUMES



5-MINUTE COUNT PERIOD BEGINNING AT	NE MLK Jr Blvd-- (Southbound)			NE Killingsworth St-- (Westbound)			NE MLK Jr Blvd-- (Northbound)			NE Killingsworth St-- (Eastbound)			Crosswalk Usage (Peds By Approach)				TOTAL	
	Right	Thru	Left	Right	Thru	Left	Right	Thru	Left	Right	Thru	Left	North	East	South	West	Veh	Peds
7:00 AM	7	28	3	3	22	9	3	20	3	0	10	2	1	0	1	0	110	2
7:05 AM	4	60	1	3	18	7	3	11	4	2	6	1	0	0	2	1	120	3
7:10 AM	6	52	1	1	25	6	1	23	1	2	10	2	0	0	0	0	130	0
7:15 AM	6	69	3	1	19	6	0	28	2	1	7	0	0	0	0	0	142	0
7:20 AM	9	50	1	4	21	9	0	17	3	3	9	1	0	0	3	0	127	3
7:25 AM	4	43	5	6	23	7	1	26	2	2	10	3	0	2	1	3	132	6
7:30 AM	4	61	2	5	30	5	2	35	2	2	9	2	0	2	1	1	159	4
7:35 AM	8	78	1	2	21	7	2	24	2	4	8	4	1	0	0	1	161	2
7:40 AM	5	77	4	8	35	12	2	29	2	2	13	4	3	2	5	3	193	13
7:45 AM	4	74	4	6	25	9	1	22	8	1	15	2	1	1	0	1	171	3
7:50 AM	9	93	4	3	30	10	6	41	3	1	4	5	2	0	0	3	209	5
7:55 AM	10	72	4	5	22	6	2	26	4	4	9	2	3	3	5	1	166	12
8:00 AM	12	67	4	4	26	12	1	20	3	4	11	5	0	0	5	3	169	8
8:05 AM	12	66	6	2	25	9	2	43	5	5	13	3	1	0	0	0	191	1
8:10 AM	10	81	8	4	33	8	3	30	3	2	16	3	0	0	1	1	201	2
8:15 AM	8	87	6	4	34	7	3	26	2	7	16	5	2	0	0	0	205	2
8:20 AM	11	58	3	4	35	13	3	37	10	3	14	5	2	0	2	0	196	4
8:25 AM	10	74	1	8	35	6	4	46	10	3	8	3	2	0	0	0	208	2
8:30 AM	9	72	7	6	35	18	8	37	13	8	13	3	4	1	1	1	229	7
8:35 AM	3	56	3	6	38	8	5	46	7	6	9	3	3	1	0	0	190	4
8:40 AM	10	57	5	3	19	9	5	49	19	5	26	3	1	2	1	3	210	7
8:45 AM	9	68	7	4	30	5	4	41	12	6	19	6	0	2	2	0	211	4
8:50 AM	7	70	4	5	33	8	4	42	8	7	22	5	3	2	1	1	215	7
8:55 AM	8	65	10	8	23	4	12	40	15	3	15	4	2	2	0	0	207	4
HOURLY TOTALS	Southbound			Westbound			Northbound			Eastbound			Pedestrians By Approach				TOTAL	
7:00 AM	76	757	33	47	291	93	23	302	36	24	110	28	11	10	18	14	1820	53
7:15 AM	93	831	46	50	310	100	22	341	39	31	124	34	11	10	21	17	2021	59
7:30 AM	103	888	47	55	351	104	31	379	54	38	136	43	17	8	19	14	2229	58
7:45 AM	108	857	55	55	357	115	43	423	87	49	154	42	21	8	15	13	2345	57
8:00 AM	109	821	64	58	366	107	54	457	107	59	182	48	20	10	13	9	2432	52

INTERSECTION: *NE MLK Jr Blvd--NE Killingsworth St--*
 PROJECT ID#:
 QC JOB #: 10247123

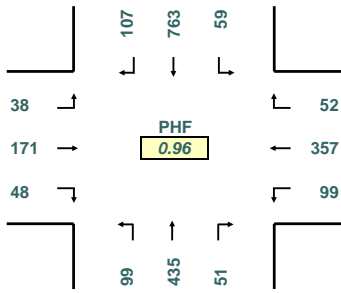
START TIME: 7:00 AM
 END TIME: 9:00 AM
 DATE: 4/11/2007



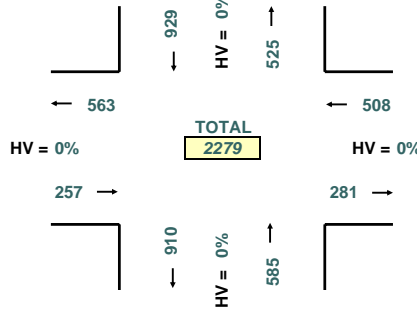
16285 SW 85th Avenue, Ste. 302
 Tigard, OR 97224
 Phone: 503-620-4242
 Fax: 503 620-4545

www.qualitycounts.net

PEAK HOUR TURNING MOVEMENTS



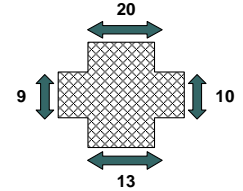
PEAK HOUR LINK VOLUMES



PEAK HOUR: 8:00 AM TO 9:00 AM

PEAK 15 MINUTES: 8:45 AM TO 9:00 AM

PEAK HOUR PED CROSSING VOLUMES



5-MINUTE COUNT PERIOD BEGINNING AT	NE MLK Jr Blvd-- (Southbound)			NE Killingsworth St-- (Westbound)			NE MLK Jr Blvd-- (Northbound)			NE Killingsworth St-- (Eastbound)			Crosswalk Usage (Peds By Approach)				TOTAL	
	Right	Thru	Left	Right	Thru	Left	Right	Thru	Left	Right	Thru	Left	North	East	South	West	Veh	Peds
7:00 AM	7	25	3	2	21	9	3	17	3	0	10	2	1	0	1	0	102	2
7:05 AM	4	59	1	2	18	7	2	10	3	1	6	1	0	0	2	1	114	3
7:10 AM	5	51	1	1	24	6	1	21	1	0	10	2	0	0	0	0	123	0
7:15 AM	6	63	3	0	17	6	0	27	2	0	7	0	0	0	0	0	131	0
7:20 AM	7	47	1	3	21	8	0	17	2	3	9	0	0	0	3	0	118	3
7:25 AM	4	40	4	6	22	7	1	25	1	1	10	3	0	2	1	3	124	6
7:30 AM	4	59	1	5	29	5	1	35	2	2	8	1	0	2	1	1	152	4
7:35 AM	8	74	1	1	20	6	2	24	1	1	7	3	1	0	0	1	148	2
7:40 AM	5	72	4	8	35	10	2	28	2	2	12	4	3	2	5	3	184	13
7:45 AM	4	70	4	5	24	9	1	22	7	0	13	2	1	1	0	1	161	3
7:50 AM	8	89	4	3	29	10	6	40	2	1	4	4	2	0	0	3	200	5
7:55 AM	10	68	3	3	22	6	2	26	2	2	7	2	3	3	5	1	153	12
8:00 AM	12	63	3	3	25	12	1	17	3	2	11	5	0	0	5	3	157	8
8:05 AM	11	63	6	2	25	9	2	42	4	3	11	2	1	0	0	0	180	1
8:10 AM	10	71	7	4	33	7	3	30	2	2	15	2	0	0	1	1	186	2
8:15 AM	8	84	6	3	33	7	3	24	2	5	16	4	2	0	0	0	195	2
8:20 AM	10	54	2	3	34	12	3	35	10	3	12	4	2	0	2	0	182	4
8:25 AM	10	67	1	7	35	6	4	46	8	2	7	3	2	0	0	0	196	2
8:30 AM	9	69	6	6	34	16	8	35	12	7	13	2	4	1	1	1	217	7
8:35 AM	3	52	3	6	37	6	4	42	6	5	8	2	3	1	0	0	174	4
8:40 AM	10	51	5	3	19	8	5	47	19	5	25	2	1	2	1	3	199	7
8:45 AM	9	63	7	3	30	4	3	38	10	5	17	3	0	2	2	0	192	4
8:50 AM	7	66	3	5	32	8	4	40	8	6	22	5	3	2	1	1	206	7
8:55 AM	8	60	10	7	20	4	11	39	15	3	14	4	2	2	0	0	195	4
HOURLY TOTALS	Southbound			Westbound			Northbound			Eastbound			Pedestrians By Approach				TOTAL	
7:00 AM	72	717	30	39	282	89	21	292	28	13	103	24	11	10	18	14	1710	53
7:15 AM	89	779	41	43	302	95	21	333	30	19	114	28	11	10	21	17	1894	59
7:30 AM	100	834	42	47	344	99	30	369	45	25	123	36	17	8	19	14	2094	58
7:45 AM	105	801	50	48	350	108	42	406	77	37	142	34	21	8	15	13	2200	57
8:00 AM	107	763	59	52	357	99	51	435	99	48	171	38	20	10	13	9	2279	52

INTERSECTION: *NE MLK Jr Blvd--NE Killingsworth St--*
 PROJECT ID#:
 QC JOB #: 10247123

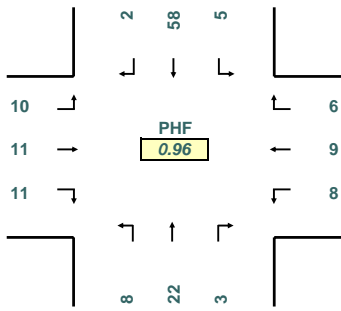
START TIME: 7:00 AM
 END TIME: 9:00 AM
 DATE: 4/11/2007



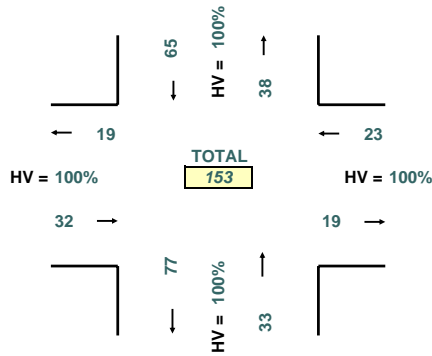
16285 SW 85th Avenue, Ste. 302
 Tigard, OR 97224
 Phone: 503-620-4242
 Fax: 503 620-4545

www.qualitycounts.net

PEAK HOUR TURNING MOVEMENTS



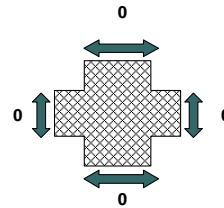
PEAK HOUR LINK VOLUMES



PEAK HOUR: 8:00 AM TO 9:00 AM

PEAK 15 MINUTES: 8:45 AM TO 9:00 AM

PEAK HOUR PED CROSSING VOLUMES



5-MINUTE COUNT PERIOD BEGINNING AT	NE MLK Jr Blvd-- (Southbound)			NE Killingsworth St-- (Westbound)			NE MLK Jr Blvd-- (Northbound)			NE Killingsworth St-- (Eastbound)			Crosswalk Usage (Peds By Approach)				TOTAL	
	Right	Thru	Left	Right	Thru	Left	Right	Thru	Left	Right	Thru	Left	North	East	South	West	Veh	Peds
7:00 AM	0	3	0	1	1	0	0	3	0	0	0	0	0	0	0	0	8	0
7:05 AM	0	1	0	1	0	0	1	1	1	1	0	0	0	0	0	0	6	0
7:10 AM	1	1	0	0	1	0	0	2	0	2	0	0	0	0	0	0	7	0
7:15 AM	0	6	0	1	2	0	0	1	0	1	0	0	0	0	0	0	11	0
7:20 AM	2	3	0	1	0	1	0	0	1	0	0	1	0	0	0	0	9	0
7:25 AM	0	3	1	0	1	0	0	1	1	1	0	0	0	0	0	0	8	0
7:30 AM	0	2	1	0	1	0	1	0	0	0	1	1	0	0	0	0	7	0
7:35 AM	0	4	0	1	1	1	0	0	1	3	1	1	0	0	0	0	13	0
7:40 AM	0	5	0	0	0	2	0	1	0	0	1	0	0	0	0	0	9	0
7:45 AM	0	4	0	1	1	0	0	0	1	1	2	0	0	0	0	0	10	0
7:50 AM	1	4	0	0	1	0	0	1	1	0	0	1	0	0	0	0	9	0
7:55 AM	0	4	1	2	0	0	0	0	2	2	2	0	0	0	0	0	13	0
8:00 AM	0	4	1	1	1	0	0	3	0	2	0	0	0	0	0	0	12	0
8:05 AM	1	3	0	0	0	0	0	1	1	2	2	1	0	0	0	0	11	0
8:10 AM	0	10	1	0	0	1	0	0	1	0	1	1	0	0	0	0	15	0
8:15 AM	0	3	0	1	1	0	0	2	0	2	0	1	0	0	0	0	10	0
8:20 AM	1	4	1	1	1	1	0	2	0	0	2	1	0	0	0	0	14	0
8:25 AM	0	7	0	1	0	0	0	0	2	1	1	0	0	0	0	0	12	0
8:30 AM	0	3	1	0	1	2	0	2	1	1	0	1	0	0	0	0	12	0
8:35 AM	0	4	0	0	1	2	1	4	1	1	1	1	0	0	0	0	16	0
8:40 AM	0	6	0	0	0	1	0	2	0	0	1	1	0	0	0	0	11	0
8:45 AM	0	5	0	1	0	1	1	3	2	1	2	3	0	0	0	0	19	0
8:50 AM	0	4	1	0	1	0	0	2	0	1	0	0	0	0	0	0	9	0
8:55 AM	0	5	0	1	3	0	1	1	0	0	1	0	0	0	0	0	12	0
HOURLY TOTALS	Southbound			Westbound			Northbound			Eastbound			Pedestrians By Approach				TOTAL	
7:00 AM	4	40	3	8	9	4	2	10	8	11	7	4	0	0	0	0	110	0
7:15 AM	4	52	5	7	8	5	1	8	9	12	10	6	0	0	0	0	127	0
7:30 AM	3	54	5	8	7	5	1	10	9	13	13	7	0	0	0	0	135	0
7:45 AM	3	56	5	7	7	7	1	17	10	12	12	8	0	0	0	0	145	0
8:00 AM	2	58	5	6	9	8	3	22	8	11	11	10	0	0	0	0	153	0

INTERSECTION: *N Greeley Ave--N Portland Blvd--*
 PROJECT ID#:
 QC JOB #: 10247109

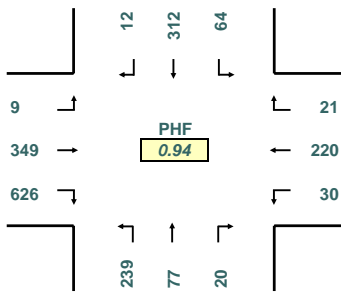
START TIME: 7:00 AM
 END TIME: 9:00 AM
 DATE: 4/11/2007



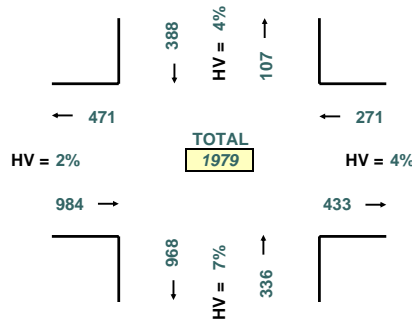
16285 SW 85th Avenue, Ste. 302
 Tigard, OR 97224
 Phone: 503-620-4242
 Fax: 503 620-4545

www.qualitycounts.net

PEAK HOUR TURNING MOVEMENTS



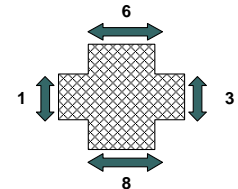
PEAK HOUR LINK VOLUMES



PEAK HOUR: 7:30 AM TO 8:30 AM

PEAK 15 MINUTES: 7:30 AM TO 7:45 AM

PEAK HOUR PED CROSSING VOLUMES



5-MINUTE COUNT PERIOD BEGINNING AT	N Greeley Ave-- (Southbound)			N Portland Blvd-- (Westbound)			N Greeley Ave-- (Northbound)			N Portland Blvd-- (Eastbound)			Crosswalk Usage (Peds By Approach)				TOTAL	
	Right	Thru	Left	Right	Thru	Left	Right	Thru	Left	Right	Thru	Left	North	East	South	West	Veh	Peds
7:00 AM	2	20	4	0	14	0	1	5	22	36	8	1	0	0	2	0	113	2
7:05 AM	0	21	2	0	3	1	1	4	10	38	22	2	1	0	0	0	104	1
7:10 AM	0	29	4	2	12	2	0	2	12	47	17	1	2	0	0	0	128	2
7:15 AM	0	28	5	1	15	1	0	4	19	45	17	1	0	1	0	0	136	1
7:20 AM	1	31	2	1	15	1	1	6	11	49	25	1	0	0	1	1	144	2
7:25 AM	0	24	3	2	14	2	0	12	26	51	31	2	2	1	0	0	167	3
7:30 AM	1	23	7	1	19	3	3	8	27	61	27	0	1	0	0	0	180	1
7:35 AM	2	31	1	2	13	3	0	5	17	61	32	0	1	0	0	0	167	1
7:40 AM	1	27	1	3	17	1	2	3	25	64	38	0	1	0	1	0	182	2
7:45 AM	1	36	9	0	24	5	0	10	17	47	33	1	0	0	0	0	183	0
7:50 AM	0	22	6	4	22	5	0	6	17	49	29	0	0	2	1	1	160	4
7:55 AM	1	21	12	0	20	1	0	3	20	58	34	0	1	0	0	0	170	1
8:00 AM	1	34	2	0	25	2	1	7	18	48	29	1	1	0	2	0	168	3
8:05 AM	1	20	7	0	16	1	1	5	19	51	23	0	1	0	0	0	144	1
8:10 AM	2	29	6	3	21	1	4	10	19	46	35	0	0	1	0	0	176	1
8:15 AM	0	21	4	2	6	5	1	8	20	44	17	3	0	0	3	0	131	3
8:20 AM	2	22	7	4	13	3	7	7	23	58	24	3	0	0	1	0	173	1
8:25 AM	0	26	2	2	24	0	1	5	17	39	28	1	0	0	0	0	145	0
8:30 AM	2	24	2	2	30	2	1	10	25	43	18	2	1	1	1	0	161	3
8:35 AM	4	23	2	2	31	3	1	8	20	45	36	1	0	0	1	1	176	2
8:40 AM	1	22	9	3	23	2	0	17	29	39	25	2	0	1	0	0	172	1
8:45 AM	0	14	2	2	18	3	2	8	31	37	19	0	0	2	0	1	136	3
8:50 AM	2	25	4	6	25	0	1	10	25	34	18	3	0	0	0	0	153	0
8:55 AM	1	17	1	4	24	0	2	11	40	25	16	0	0	0	0	2	141	2
HOURLY TOTALS	Southbound			Westbound			Northbound			Eastbound			Pedestrians By Approach				TOTAL	
7:00 AM	9	313	56	16	188	25	8	68	223	606	313	9	9	4	5	2	1834	20
7:15 AM	11	326	61	17	221	26	12	79	235	630	353	6	8	5	5	2	1977	20
7:30 AM	12	312	64	21	220	30	20	77	239	626	349	9	6	3	8	1	1979	18
7:45 AM	15	300	68	22	255	30	17	96	244	567	331	14	4	5	9	2	1959	20
8:00 AM	16	277	48	30	256	22	22	106	286	509	288	16	3	5	8	4	1876	20

INTERSECTION: *N Greeley Ave--N Portland Blvd--*
 PROJECT ID#:
 QC JOB #: 10247109

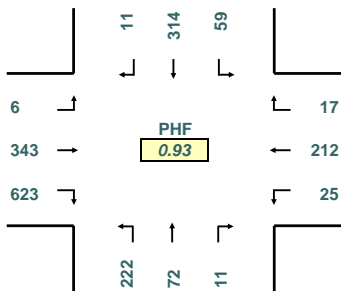
START TIME: 7:00 AM
 END TIME: 9:00 AM
 DATE: 4/11/2007



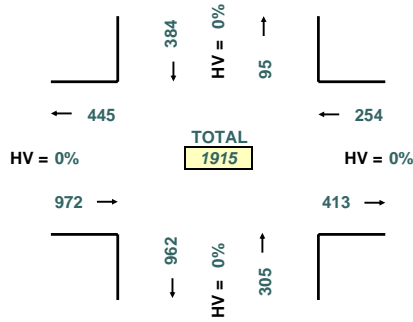
16285 SW 85th Avenue, Ste. 302
 Tigard, OR 97224
 Phone: 503-620-4242
 Fax: 503 620-4545

www.qualitycounts.net

PEAK HOUR TURNING MOVEMENTS



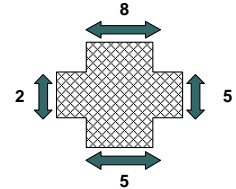
PEAK HOUR LINK VOLUMES



PEAK HOUR: 7:15 AM TO 8:15 AM

PEAK 15 MINUTES: 7:30 AM TO 7:45 AM

PEAK HOUR PED CROSSING VOLUMES



5-MINUTE COUNT PERIOD BEGINNING AT	<i>N Greeley Ave-- (Southbound)</i>			<i>N Portland Blvd-- (Westbound)</i>			<i>N Greeley Ave-- (Northbound)</i>			<i>N Portland Blvd-- (Eastbound)</i>			Crosswalk Usage (Peds By Approach)				TOTAL	
	Right	Thru	Left	Right	Thru	Left	Right	Thru	Left	Right	Thru	Left	North	East	South	West	Veh	Peds
7:00 AM	2	19	4	0	12	0	1	5	21	36	8	1	0	0	2	0	109	2
7:05 AM	0	20	2	0	3	1	1	3	10	38	21	2	1	0	0	0	101	1
7:10 AM	0	28	4	2	11	2	0	1	12	47	15	1	2	0	0	0	123	2
7:15 AM	0	28	5	1	13	1	0	3	18	45	17	1	0	1	0	0	132	1
7:20 AM	1	30	2	1	14	1	0	6	11	48	25	1	0	0	1	1	140	2
7:25 AM	0	24	3	2	14	2	0	11	24	51	31	2	2	1	0	0	164	3
7:30 AM	1	21	7	1	19	3	3	6	25	61	26	0	1	0	0	0	173	1
7:35 AM	2	30	1	2	11	3	0	5	16	61	32	0	1	0	0	0	163	1
7:40 AM	1	27	1	3	16	1	2	3	24	64	36	0	1	0	1	0	178	2
7:45 AM	1	36	9	0	24	4	0	10	16	45	33	1	0	0	0	0	179	0
7:50 AM	0	19	6	4	22	5	0	5	17	48	29	0	0	2	1	1	155	4
7:55 AM	1	21	11	0	19	1	0	2	19	58	30	0	1	0	0	0	162	1
8:00 AM	1	33	2	0	24	2	1	7	16	46	27	1	1	0	2	0	160	3
8:05 AM	1	19	6	0	16	1	1	5	18	50	23	0	1	0	0	0	140	1
8:10 AM	2	26	6	3	20	1	4	9	18	46	34	0	0	1	0	0	169	1
8:15 AM	0	20	4	2	6	4	1	6	18	43	17	3	0	0	3	0	124	3
8:20 AM	2	21	7	4	13	3	7	7	22	57	24	3	0	0	1	0	170	1
8:25 AM	0	26	2	1	23	0	1	4	16	38	26	1	0	0	0	0	138	0
8:30 AM	2	23	2	2	29	2	0	8	25	43	18	2	1	1	1	0	156	3
8:35 AM	4	23	2	2	31	3	1	8	19	45	35	1	0	0	1	1	174	2
8:40 AM	1	19	9	3	23	2	0	16	26	38	24	2	0	1	0	0	163	1
8:45 AM	0	14	2	2	18	3	2	8	29	37	19	0	0	2	0	1	134	3
8:50 AM	2	22	4	6	25	0	1	9	25	34	18	3	0	0	0	0	149	0
8:55 AM	0	16	1	4	23	0	2	10	38	24	15	0	0	0	0	2	133	2
HOURLY TOTALS	Southbound			Westbound			Northbound			Eastbound			Pedestrians By Approach				TOTAL	
7:00 AM	9	303	55	16	178	24	7	60	213	602	303	9	9	4	5	2	1779	20
7:15 AM	11	314	59	17	212	25	11	72	222	623	343	6	8	5	5	2	1915	20
7:30 AM	12	299	62	20	213	28	20	69	225	617	337	9	6	3	8	1	1911	18
7:45 AM	15	286	66	21	250	28	16	87	230	557	320	14	4	5	9	2	1890	20
8:00 AM	15	262	47	29	251	21	21	97	270	501	280	16	3	5	8	4	1810	20

INTERSECTION: *N Greeley Ave--N Portland Blvd--*
 PROJECT ID#:
 QC JOB #: 10247109

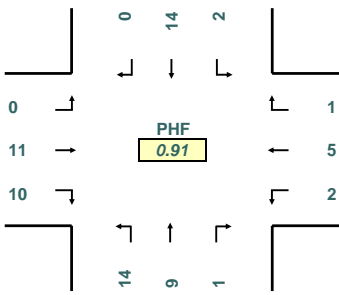
START TIME: 7:00 AM
 END TIME: 9:00 AM
 DATE: 4/11/2007



16285 SW 85th Avenue, Ste. 302
 Tigard, OR 97224
 Phone: 503-620-4242
 Fax: 503 620-4545

www.qualitycounts.net

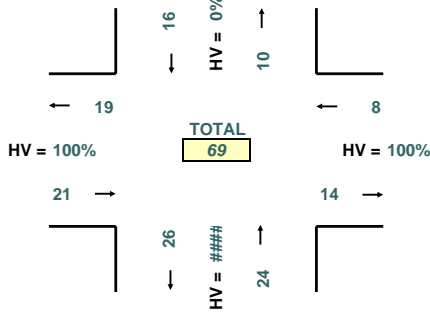
PEAK HOUR TURNING MOVEMENTS



PHF
0.91

PEAK HOUR: 7:45 AM TO 8:45 AM

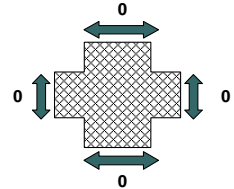
PEAK HOUR LINK VOLUMES



TOTAL
69

PEAK 15 MINUTES: 8:00 AM TO 8:15 AM

PEAK HOUR PED CROSSING VOLUMES



5-MINUTE COUNT PERIOD BEGINNING AT	N Greeley Ave-- (Southbound)			N Portland Blvd-- (Westbound)			N Greeley Ave-- (Northbound)			N Portland Blvd-- (Eastbound)			Crosswalk Usage (Peds By Approach)				TOTAL	
	Right	Thru	Left	Right	Thru	Left	Right	Thru	Left	Right	Thru	Left	North	East	South	West	Veh	Peds
7:00 AM	0	1	0	0	2	0	0	0	1	0	0	0	0	0	0	0	4	0
7:05 AM	0	1	0	0	0	0	0	1	0	0	1	0	0	0	0	0	3	0
7:10 AM	0	1	0	0	1	0	0	1	0	0	2	0	0	0	0	0	5	0
7:15 AM	0	0	0	0	2	0	0	1	1	0	0	0	0	0	0	0	4	0
7:20 AM	0	1	0	0	1	0	1	0	0	1	0	0	0	0	0	0	4	0
7:25 AM	0	0	0	0	0	0	0	1	2	0	0	0	0	0	0	0	3	0
7:30 AM	0	2	0	0	0	0	0	2	2	0	1	0	0	0	0	0	7	0
7:35 AM	0	1	0	0	2	0	0	0	1	0	0	0	0	0	0	0	4	0
7:40 AM	0	0	0	0	1	0	0	0	1	0	2	0	0	0	0	0	4	0
7:45 AM	0	0	0	0	0	1	0	0	1	2	0	0	0	0	0	0	4	0
7:50 AM	0	3	0	0	0	0	0	1	0	1	0	0	0	0	0	0	5	0
7:55 AM	0	0	1	0	1	0	0	1	1	0	4	0	0	0	0	0	8	0
8:00 AM	0	1	0	0	1	0	0	0	2	2	2	0	0	0	0	0	8	0
8:05 AM	0	1	1	0	0	0	0	0	1	1	0	0	0	0	0	0	4	0
8:10 AM	0	3	0	0	1	0	0	1	1	0	1	0	0	0	0	0	7	0
8:15 AM	0	1	0	0	0	1	0	2	2	1	0	0	0	0	0	0	7	0
8:20 AM	0	1	0	0	0	0	0	0	1	1	0	0	0	0	0	0	3	0
8:25 AM	0	0	0	1	1	0	0	1	1	1	2	0	0	0	0	0	7	0
8:30 AM	0	1	0	0	1	0	1	2	0	0	0	0	0	0	0	0	5	0
8:35 AM	0	0	0	0	0	0	0	0	1	0	1	0	0	0	0	0	2	0
8:40 AM	0	3	0	0	0	0	0	1	3	1	1	0	0	0	0	0	9	0
8:45 AM	0	0	0	0	0	0	0	0	2	0	0	0	0	0	0	0	2	0
8:50 AM	0	3	0	0	0	0	0	1	0	0	0	0	0	0	0	0	4	0
8:55 AM	1	1	0	0	1	0	0	1	2	1	1	0	0	0	0	0	8	0
HOURLY TOTALS	Southbound			Westbound			Northbound			Eastbound			Pedestrians By Approach				TOTAL	
7:00 AM	0	10	1	0	10	1	1	8	10	4	10	0	0	0	0	0	55	0
7:15 AM	0	12	2	0	9	1	1	7	13	7	10	0	0	0	0	0	62	0
7:30 AM	0	13	2	1	7	2	0	8	14	9	12	0	0	0	0	0	68	0
7:45 AM	0	14	2	1	5	2	1	9	14	10	11	0	0	0	0	0	69	0
8:00 AM	1	15	1	1	5	1	1	9	16	8	8	0	0	0	0	0	66	0

INTERSECTION: *N Denver Ave--N Portland Blvd--*
 PROJECT ID#:
 QC JOB #: 10247110

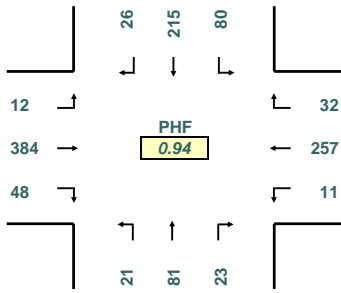
START TIME: 7:00 AM
 END TIME: 9:00 AM
 DATE: 4/11/2007



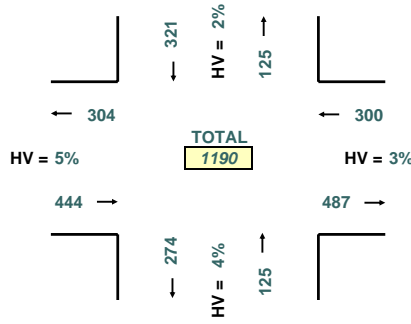
16285 SW 85th Avenue, Ste. 302
 Tigard, OR 97224
 Phone: 503-620-4242
 Fax: 503 620-4545

www.qualitycounts.net

PEAK HOUR TURNING MOVEMENTS



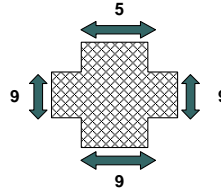
PEAK HOUR LINK VOLUMES



PEAK HOUR: 7:45 AM TO 8:45 AM

PEAK 15 MINUTES: 8:30 AM TO 8:45 AM

PEAK HOUR PED CROSSING VOLUMES



5-MINUTE COUNT PERIOD BEGINNING AT	<i>N Denver Ave-- (Southbound)</i>			<i>N Portland Blvd-- (Westbound)</i>			<i>N Denver Ave-- (Northbound)</i>			<i>N Portland Blvd-- (Eastbound)</i>			Crosswalk Usage (Peds By Approach)				TOTAL	
	Right	Thru	Left	Right	Thru	Left	Right	Thru	Left	Right	Thru	Left	North	East	South	West	Veh	Peds
7:00 AM	2	12	3	1	12	0	0	6	1	1	15	0	0	0	2	0	53	2
7:05 AM	1	7	3	3	4	1	0	3	0	1	25	2	1	1	0	1	50	3
7:10 AM	2	14	5	1	15	1	1	2	0	3	19	1	0	0	0	3	64	3
7:15 AM	1	22	2	1	13	1	2	5	1	4	24	1	0	0	0	2	77	2
7:20 AM	1	7	6	1	16	0	1	4	1	1	21	3	0	0	0	0	62	0
7:25 AM	3	14	6	1	7	0	1	9	2	1	39	0	2	0	0	1	83	3
7:30 AM	1	21	4	3	20	0	2	3	0	3	34	2	0	0	1	1	93	2
7:35 AM	2	19	10	1	21	0	0	6	0	3	43	2	0	1	1	2	107	4
7:40 AM	0	21	6	3	19	0	1	5	2	0	33	0	0	1	3	1	90	5
7:45 AM	1	21	11	0	19	0	1	3	2	7	39	2	0	0	0	0	106	0
7:50 AM	4	17	9	6	23	0	3	2	0	1	41	0	0	2	3	0	106	5
7:55 AM	2	23	5	0	21	0	1	5	1	6	33	2	2	0	0	1	99	3
8:00 AM	2	23	10	2	23	1	2	7	0	6	39	0	0	2	1	2	115	5
8:05 AM	0	13	3	3	20	3	2	6	1	3	26	4	0	0	0	0	84	0
8:10 AM	2	15	6	2	21	1	1	7	5	1	32	3	0	2	1	3	96	6
8:15 AM	1	18	3	1	16	2	1	8	1	3	24	0	0	0	0	1	78	1
8:20 AM	4	16	3	1	16	0	1	8	1	4	36	0	1	0	0	2	90	3
8:25 AM	3	15	7	1	21	1	2	6	2	4	38	0	1	1	0	0	100	2
8:30 AM	2	16	11	6	18	2	1	10	2	1	23	0	1	0	2	0	92	3
8:35 AM	3	22	8	2	30	1	5	9	3	6	23	0	0	0	1	0	112	1
8:40 AM	2	16	4	8	29	0	3	10	3	6	30	1	0	2	1	0	112	3
8:45 AM	3	4	8	3	25	0	2	12	2	1	31	1	1	0	1	0	92	2
8:50 AM	1	20	2	2	27	2	3	3	6	3	25	1	0	1	0	0	95	1
8:55 AM	3	15	8	1	15	0	1	8	7	1	19	2	0	0	1	0	80	1
HOURLY TOTALS	Southbound			Westbound			Northbound			Eastbound			Pedestrians By Approach				TOTAL	
7:00 AM	20	198	70	21	190	3	13	53	10	31	366	15	5	5	10	12	990	32
7:15 AM	19	216	78	23	223	6	17	62	15	36	404	19	4	8	10	13	1118	35
7:30 AM	22	222	77	23	240	8	17	66	15	41	418	15	4	9	10	13	1164	36
7:45 AM	26	215	80	32	257	11	23	81	21	48	384	12	5	9	9	9	1190	32
8:00 AM	26	193	73	32	261	13	24	94	33	39	346	12	4	8	8	8	1146	28

INTERSECTION: *N Denver Ave--/N Portland Blvd--*
 PROJECT ID#:
 QC JOB #: 10247110

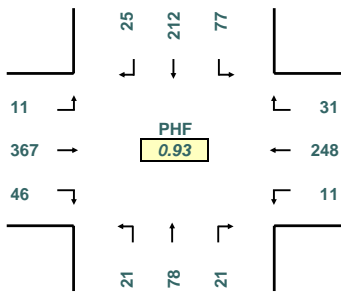
START TIME: 7:00 AM
 END TIME: 9:00 AM
 DATE: 4/11/2007



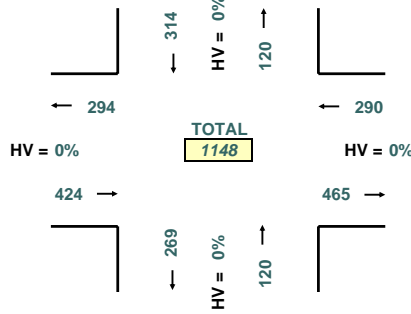
16285 SW 85th Avenue, Ste. 302
 Tigard, OR 97224
 Phone: 503-620-4242
 Fax: 503 620-4545

www.qualitycounts.net

PEAK HOUR TURNING MOVEMENTS



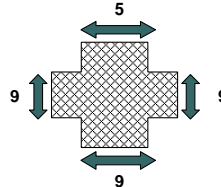
PEAK HOUR LINK VOLUMES



PEAK HOUR: 7:45 AM TO 8:45 AM

PEAK 15 MINUTES: 8:30 AM TO 8:45 AM

PEAK HOUR PED CROSSING VOLUMES



5-MINUTE COUNT PERIOD BEGINNING AT	N Denver Ave-- (Southbound)			N Portland Blvd-- (Westbound)			N Denver Ave-- (Northbound)			N Portland Blvd-- (Eastbound)			Crosswalk Usage (Peds By Approach)				TOTAL	
	Right	Thru	Left	Right	Thru	Left	Right	Thru	Left	Right	Thru	Left	North	East	South	West	Veh	Peds
7:00 AM	2	12	3	1	10	0	0	6	1	1	14	0	0	0	2	0	50	2
7:05 AM	1	7	3	3	4	1	0	3	0	1	23	2	1	1	0	1	48	3
7:10 AM	2	14	5	1	14	1	1	2	0	3	18	1	0	0	0	3	62	3
7:15 AM	1	21	2	1	11	1	2	5	1	4	23	1	0	0	0	2	73	2
7:20 AM	1	6	6	1	15	0	1	4	1	1	21	2	0	0	0	0	59	0
7:25 AM	3	14	6	1	6	0	1	8	1	1	39	0	2	0	0	1	80	3
7:30 AM	1	20	4	3	20	0	2	3	0	3	32	2	0	0	1	1	90	2
7:35 AM	1	17	10	1	19	0	0	6	0	3	43	2	0	1	1	2	102	4
7:40 AM	0	21	5	3	18	0	1	4	2	0	31	0	0	1	3	1	85	5
7:45 AM	1	21	11	0	18	0	1	3	2	7	39	2	0	0	0	0	105	0
7:50 AM	4	17	9	6	23	0	2	2	0	1	40	0	0	2	3	0	104	5
7:55 AM	2	23	5	0	20	0	1	4	1	5	32	1	2	0	0	1	94	3
8:00 AM	2	23	10	2	20	1	2	7	0	6	36	0	0	2	1	2	109	5
8:05 AM	0	13	1	3	20	3	2	6	1	3	26	4	0	0	0	0	82	0
8:10 AM	2	15	6	2	20	1	1	7	5	1	30	3	0	2	1	3	93	6
8:15 AM	0	18	3	1	16	2	1	8	1	3	23	0	0	0	0	1	76	1
8:20 AM	4	15	3	1	16	0	1	7	1	4	32	0	1	0	0	2	84	3
8:25 AM	3	14	7	1	19	1	2	6	2	3	35	0	1	1	0	0	93	2
8:30 AM	2	16	10	5	18	2	1	9	2	1	22	0	1	0	2	0	88	3
8:35 AM	3	21	8	2	29	1	5	9	3	6	22	0	0	0	1	0	109	1
8:40 AM	2	16	4	8	29	0	2	10	3	6	30	1	0	2	1	0	111	3
8:45 AM	3	3	8	2	25	0	2	11	1	1	29	1	1	0	1	0	86	2
8:50 AM	1	20	2	2	27	2	3	3	6	3	25	1	0	1	0	0	95	1
8:55 AM	3	15	8	1	12	0	1	8	7	1	18	2	0	0	1	0	76	1
HOURLY TOTALS	Southbound			Westbound			Northbound			Eastbound			Pedestrians By Approach				TOTAL	
7:00 AM	19	193	69	21	178	3	12	50	9	30	355	13	5	5	10	12	952	32
7:15 AM	18	211	75	23	210	6	16	59	14	35	392	17	4	8	10	13	1076	35
7:30 AM	20	217	74	23	229	8	16	63	15	39	399	14	4	9	10	13	1117	36
7:45 AM	25	212	77	31	248	11	21	78	21	46	367	11	5	9	9	9	1148	32
8:00 AM	25	189	70	30	251	13	23	91	32	38	328	12	4	8	8	8	1102	28

INTERSECTION: *N Denver Ave--/N Portland Blvd--*
 PROJECT ID#:
 QC JOB #: 10247110

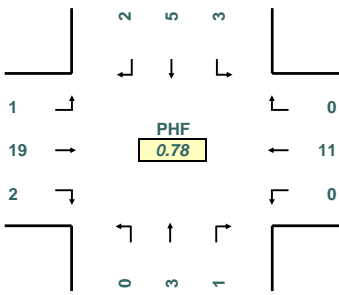
START TIME: 7:00 AM
 END TIME: 9:00 AM
 DATE: 4/11/2007



16285 SW 85th Avenue, Ste. 302
 Tigard, OR 97224
 Phone: 503-620-4242
 Fax: 503 620-4545

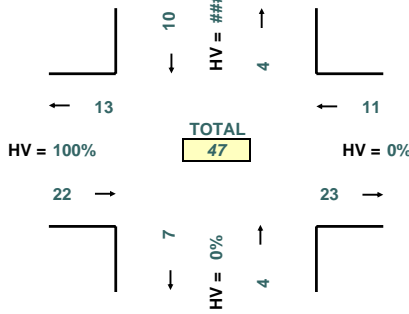
www.qualitycounts.net

PEAK HOUR TURNING MOVEMENTS



PHF
 0.78

PEAK HOUR LINK VOLUMES

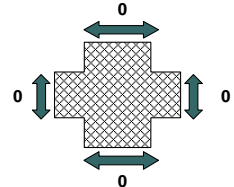


HV = 100% TOTAL 47 HV = 0%

PEAK HOUR: 7:30 AM TO 8:30 AM

PEAK 15 MINUTES: 8:15 AM TO 8:30 AM

PEAK HOUR PED CROSSING VOLUMES



5-MINUTE COUNT PERIOD BEGINNING AT	N Denver Ave-- (Southbound)			N Portland Blvd-- (Westbound)			N Denver Ave-- (Northbound)			N Portland Blvd-- (Eastbound)			Crosswalk Usage (Peds By Approach)				TOTAL	
	Right	Thru	Left	Right	Thru	Left	Right	Thru	Left	Right	Thru	Left	North	East	South	West	Veh	Peds
7:00 AM	0	0	0	0	2	0	0	0	0	0	1	0	0	0	0	0	3	0
7:05 AM	0	0	0	0	0	0	0	0	0	0	2	0	0	0	0	0	2	0
7:10 AM	0	0	0	0	1	0	0	0	0	0	1	0	0	0	0	0	2	0
7:15 AM	0	1	0	0	2	0	0	0	0	0	1	0	0	0	0	0	4	0
7:20 AM	0	1	0	0	1	0	0	0	0	0	0	1	0	0	0	0	3	0
7:25 AM	0	0	0	0	1	0	0	0	1	1	0	0	0	0	0	0	3	0
7:30 AM	0	1	0	0	0	0	0	0	0	0	2	0	0	0	0	0	3	0
7:35 AM	1	2	0	0	2	0	0	0	0	0	0	0	0	0	0	0	5	0
7:40 AM	0	0	1	0	1	0	0	0	1	0	2	0	0	0	0	0	5	0
7:45 AM	0	0	0	0	1	0	0	0	0	0	0	0	0	0	0	0	1	0
7:50 AM	0	0	0	0	0	0	1	0	0	0	1	0	0	0	0	0	2	0
7:55 AM	0	0	0	0	1	0	0	0	1	0	1	1	0	0	0	0	5	0
8:00 AM	0	0	0	0	3	0	0	0	0	0	3	0	0	0	0	0	6	0
8:05 AM	0	0	2	0	0	0	0	0	0	0	0	0	0	0	0	0	2	0
8:10 AM	0	0	0	0	1	0	0	0	0	0	2	0	0	0	0	0	3	0
8:15 AM	1	0	0	0	0	0	0	0	0	0	1	0	0	0	0	0	2	0
8:20 AM	0	1	0	0	0	0	0	1	0	0	4	0	0	0	0	0	6	0
8:25 AM	0	1	0	0	2	0	0	0	0	0	3	0	0	0	0	0	7	0
8:30 AM	0	0	1	1	0	0	0	0	1	0	1	0	0	0	0	0	4	0
8:35 AM	0	1	0	0	1	0	0	0	0	0	1	0	0	0	0	0	3	0
8:40 AM	0	0	0	0	0	0	1	0	0	0	0	0	0	0	0	0	1	0
8:45 AM	0	1	0	1	0	0	0	1	1	0	2	0	0	0	0	0	6	0
8:50 AM	0	0	0	0	0	0	0	0	0	0	0	0	0	0	0	0	0	0
8:55 AM	0	0	0	0	3	0	0	0	0	0	1	0	0	0	0	0	4	0
HOURLY TOTALS	Southbound			Westbound			Northbound			Eastbound			Pedestrians By Approach				TOTAL	
7:00 AM	1	5	1	0	12	0	1	3	1	1	11	2	0	0	0	0	38	0
7:15 AM	1	5	3	0	13	0	1	3	1	1	12	2	0	0	0	0	42	0
7:30 AM	2	5	3	0	11	0	1	3	0	2	19	1	0	0	0	0	47	0
7:45 AM	1	3	3	1	9	0	2	3	0	2	17	1	0	0	0	0	42	0
8:00 AM	1	4	3	2	10	0	1	3	1	1	18	0	0	0	0	0	44	0

INTERSECTION: *N Interstate Ave--N Portland Blvd--*
 PROJECT ID#:
 QC JOB #: 10247111

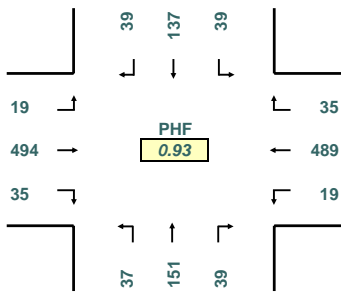
START TIME: 7:00 AM
 END TIME: 9:00 AM
 DATE: 4/11/2007



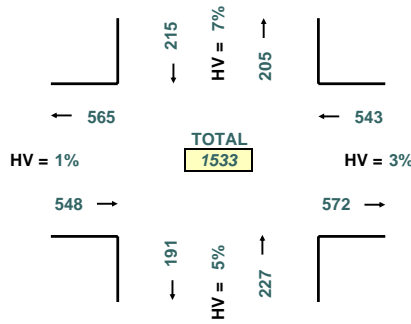
16285 SW 85th Avenue, Ste. 302
 Tigard, OR 97224
 Phone: 503-620-4242
 Fax: 503 620-4545

www.qualitycounts.net

PEAK HOUR TURNING MOVEMENTS



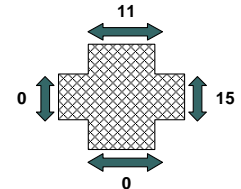
PEAK HOUR LINK VOLUMES



PEAK HOUR: 7:45 AM TO 8:45 AM

PEAK 15 MINUTES: 7:45 AM TO 8:00 AM

PEAK HOUR PED CROSSING VOLUMES



5-MINUTE COUNT PERIOD BEGINNING AT	<i>N Interstate Ave-- (Southbound)</i>			<i>N Portland Blvd-- (Westbound)</i>			<i>N Interstate Ave-- (Northbound)</i>			<i>N Portland Blvd-- (Eastbound)</i>			Crosswalk Usage (Peds By Approach)				TOTAL	
	Right	Thru	Left	Right	Thru	Left	Right	Thru	Left	Right	Thru	Left	North	East	South	West	Veh	Peds
7:00 AM	1	6	3	0	18	2	1	8	1	0	17	2	1	1	0	0	59	2
7:05 AM	3	7	1	2	23	3	3	8	1	1	24	3	2	2	0	0	79	4
7:10 AM	1	12	2	1	32	0	1	11	2	2	29	0	0	1	0	0	93	1
7:15 AM	1	8	1	0	21	2	1	8	1	1	23	2	0	1	0	0	69	1
7:20 AM	0	9	1	4	35	1	0	8	1	4	30	1	1	0	0	0	94	1
7:25 AM	2	6	4	3	36	1	2	5	4	3	40	1	1	1	0	0	107	2
7:30 AM	1	10	1	4	43	0	1	10	1	4	42	0	0	0	0	0	117	0
7:35 AM	3	7	2	1	47	3	3	8	2	1	47	3	0	2	0	0	127	2
7:40 AM	3	9	1	5	56	4	3	9	1	3	55	4	0	2	0	0	153	2
7:45 AM	4	7	1	6	51	2	4	7	1	6	52	2	1	2	0	0	143	3
7:50 AM	2	8	3	1	56	2	2	18	3	1	52	2	1	2	0	0	150	3
7:55 AM	1	8	4	1	41	2	1	8	3	2	46	2	3	0	0	0	119	3
8:00 AM	2	9	4	3	55	1	2	9	5	3	53	1	0	1	0	0	147	1
8:05 AM	2	10	5	2	26	0	2	10	5	2	27	0	0	0	0	0	91	0
8:10 AM	1	5	2	10	33	3	1	6	2	7	33	3	0	4	0	0	106	4
8:15 AM	3	20	2	2	35	2	3	20	2	3	38	2	3	0	0	0	132	3
8:20 AM	2	6	2	2	35	3	3	9	2	2	39	3	1	0	0	0	108	1
8:25 AM	5	12	2	3	46	2	5	13	0	2	47	2	1	0	0	0	139	1
8:30 AM	4	12	4	3	35	1	4	12	3	4	34	1	1	3	0	0	117	4
8:35 AM	5	17	8	1	38	0	5	16	8	2	39	0	0	3	0	0	139	3
8:40 AM	8	23	2	1	38	1	7	23	3	1	34	1	0	0	0	0	142	0
8:45 AM	5	15	3	5	31	1	6	14	3	2	32	1	1	0	0	0	118	1
8:50 AM	4	13	1	2	29	1	3	12	1	2	30	2	0	0	0	0	100	0
8:55 AM	3	13	4	4	23	1	3	13	4	5	22	1	0	1	0	0	96	1
HOURLY TOTALS	Southbound			Westbound			Northbound			Eastbound			Pedestrians By Approach				TOTAL	
7:00 AM	22	97	24	28	459	22	22	108	21	28	457	22	10	14	0	0	1310	24
7:15 AM	22	96	29	40	500	21	22	106	29	37	500	21	7	15	0	0	1423	22
7:30 AM	29	111	29	40	524	24	30	127	27	36	531	24	10	13	0	0	1532	23
7:45 AM	39	137	39	35	489	19	39	151	37	35	494	19	11	15	0	0	1533	26
8:00 AM	44	155	39	38	424	16	44	157	38	35	428	17	7	12	0	0	1435	19

INTERSECTION: *N Interstate Ave--N Portland Blvd--*
 PROJECT ID#:
 QC JOB #: 10247111

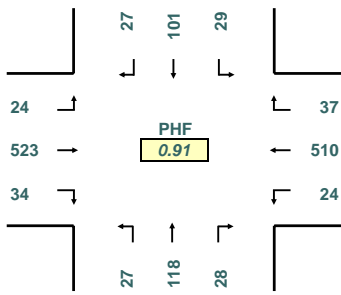
START TIME: 7:00 AM
 END TIME: 9:00 AM
 DATE: 4/11/2007



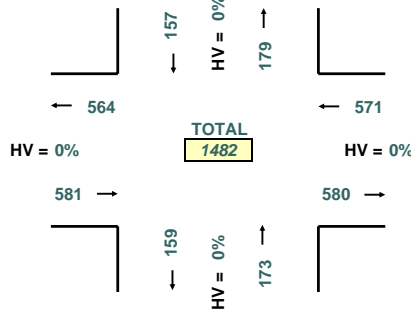
16285 SW 85th Avenue, Ste. 302
 Tigard, OR 97224
 Phone: 503-620-4242
 Fax: 503 620-4545

www.qualitycounts.net

PEAK HOUR TURNING MOVEMENTS



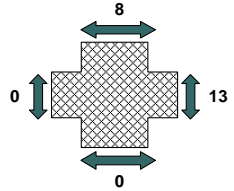
PEAK HOUR LINK VOLUMES



PEAK HOUR: 7:30 AM TO 8:30 AM

PEAK 15 MINUTES: 7:45 AM TO 8:00 AM

PEAK HOUR PED CROSSING VOLUMES



5-MINUTE COUNT PERIOD BEGINNING AT	<i>N Interstate Ave-- (Southbound)</i>			<i>N Portland Blvd-- (Westbound)</i>			<i>N Interstate Ave-- (Northbound)</i>			<i>N Portland Blvd-- (Eastbound)</i>			Crosswalk Usage (Peds By Approach)				TOTAL	
	Right	Thru	Left	Right	Thru	Left	Right	Thru	Left	Right	Thru	Left	North	East	South	West	Veh	Peds
7:00 AM	1	6	2	0	18	2	1	8	1	0	17	2	0	1	0	0	58	1
7:05 AM	2	7	1	2	21	3	3	8	1	1	23	3	1	2	0	0	75	3
7:10 AM	1	11	2	1	30	0	1	11	2	2	29	0	0	1	0	0	90	1
7:15 AM	1	8	1	0	20	2	1	8	1	1	21	2	0	1	0	0	66	1
7:20 AM	0	9	1	4	35	1	0	8	1	4	30	1	0	0	0	0	94	0
7:25 AM	2	6	4	3	36	1	2	4	4	3	40	1	0	1	0	0	106	1
7:30 AM	1	9	1	4	42	0	1	9	1	4	41	0	0	0	0	0	113	0
7:35 AM	3	7	2	1	47	3	3	8	2	1	47	3	0	2	0	0	127	2
7:40 AM	3	9	1	5	53	4	3	9	1	3	52	4	0	2	0	0	147	2
7:45 AM	4	6	1	6	51	2	4	6	1	6	52	2	1	2	0	0	141	3
7:50 AM	2	7	3	1	56	2	2	17	3	1	51	2	1	2	0	0	147	3
7:55 AM	1	7	4	1	41	2	1	7	3	2	46	2	3	0	0	0	117	3
8:00 AM	2	7	4	3	52	1	2	7	5	3	52	1	0	1	0	0	139	1
8:05 AM	2	8	5	2	25	0	2	8	5	2	26	0	0	0	0	0	85	0
8:10 AM	1	4	2	8	32	3	1	5	2	5	33	3	0	4	0	0	99	4
8:15 AM	3	20	2	2	34	2	3	20	2	3	38	2	2	0	0	0	131	2
8:20 AM	1	6	2	1	33	3	2	9	2	2	39	3	1	0	0	0	103	1
8:25 AM	4	11	2	3	44	2	4	13	0	2	46	2	0	0	0	0	133	0
8:30 AM	4	10	4	3	33	1	4	11	3	4	33	1	1	3	0	0	111	4
8:35 AM	5	16	8	1	37	0	5	16	8	2	39	0	0	3	0	0	137	3
8:40 AM	8	21	2	1	38	1	7	22	3	1	34	1	0	0	0	0	139	0
8:45 AM	4	15	3	5	31	1	5	13	3	2	32	1	1	0	0	0	115	1
8:50 AM	4	13	1	2	28	1	3	12	1	2	29	2	0	0	0	0	98	0
8:55 AM	2	13	4	4	23	1	3	13	4	5	22	1	0	1	0	0	95	1
HOURLY TOTALS	Southbound			Westbound			Northbound			Eastbound			Pedestrians By Approach				TOTAL	
7:00 AM	21	92	23	28	450	22	22	103	21	28	449	22	6	14	0	0	1281	20
7:15 AM	22	87	29	38	490	21	22	96	29	35	491	21	5	15	0	0	1381	20
7:30 AM	27	101	29	37	510	24	28	118	27	34	523	24	8	13	0	0	1482	21
7:45 AM	37	123	39	32	476	19	37	141	37	33	489	19	9	15	0	0	1482	24
8:00 AM	40	144	39	35	410	16	41	149	38	33	423	17	5	12	0	0	1385	17

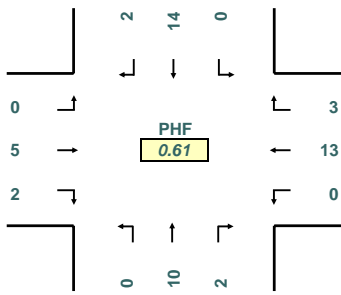
INTERSECTION: *N Interstate Ave--N Portland Blvd--*
 PROJECT ID#:
 QC JOB #: 10247111

START TIME: 7:00 AM
 END TIME: 9:00 AM
 DATE: 4/11/2007

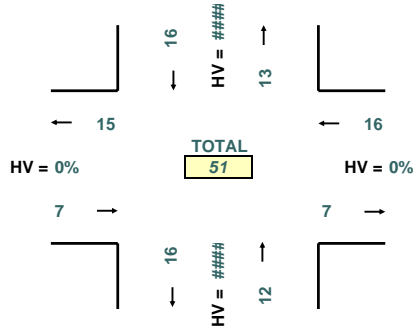


16285 SW 85th Avenue, Ste. 302
 Tigard, OR 97224
 Phone: 503-620-4242
 Fax: 503 620-4545
 www.qualitycounts.net

PEAK HOUR TURNING MOVEMENTS



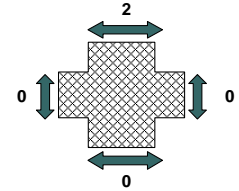
PEAK HOUR LINK VOLUMES



PEAK HOUR: 7:45 AM TO 8:45 AM

PEAK 15 MINUTES: 8:00 AM TO 8:15 AM

PEAK HOUR PED CROSSING VOLUMES



5-MINUTE COUNT PERIOD BEGINNING AT	<i>N Interstate Ave-- (Southbound)</i>			<i>N Portland Blvd-- (Westbound)</i>			<i>N Interstate Ave-- (Northbound)</i>			<i>N Portland Blvd-- (Eastbound)</i>			Crosswalk Usage (Peds By Approach)				TOTAL	
	Right	Thru	Left	Right	Thru	Left	Right	Thru	Left	Right	Thru	Left	North	East	South	West	Veh	Peds
7:00 AM	0	0	1	0	0	0	0	0	0	0	0	0	1	0	0	0	1	1
7:05 AM	1	0	0	0	2	0	0	0	0	0	0	0	1	0	0	0	4	1
7:10 AM	0	1	0	0	2	0	0	0	0	0	0	0	0	0	0	0	3	0
7:15 AM	0	0	0	0	1	0	0	0	0	0	0	0	0	0	0	0	3	0
7:20 AM	0	0	0	0	0	0	0	0	0	0	0	0	1	0	0	0	0	1
7:25 AM	0	0	0	0	0	0	0	0	1	0	0	0	1	0	0	0	1	1
7:30 AM	0	1	0	0	1	0	0	0	1	0	0	0	0	0	0	0	4	0
7:35 AM	0	0	0	0	0	0	0	0	0	0	0	0	0	0	0	0	0	0
7:40 AM	0	0	0	0	3	0	0	0	0	3	0	0	0	0	0	0	6	0
7:45 AM	0	1	0	0	0	0	0	0	1	0	0	0	0	0	0	0	2	0
7:50 AM	0	1	0	0	0	0	0	0	1	0	0	0	0	0	0	0	3	0
7:55 AM	0	1	0	0	0	0	0	0	1	0	0	0	0	0	0	0	2	0
8:00 AM	0	2	0	0	3	0	0	2	0	0	1	0	0	0	0	0	8	0
8:05 AM	0	2	0	0	1	0	0	2	0	0	1	0	0	0	0	0	6	0
8:10 AM	0	1	0	2	1	0	0	1	0	2	0	0	0	0	0	0	7	0
8:15 AM	0	0	0	0	1	0	0	0	0	0	0	0	1	0	0	0	1	1
8:20 AM	1	0	0	1	2	0	1	0	0	0	0	0	0	0	0	0	5	0
8:25 AM	1	1	0	0	2	0	1	0	0	0	1	0	1	0	0	0	6	1
8:30 AM	0	2	0	0	2	0	0	1	0	0	1	0	0	0	0	0	6	0
8:35 AM	0	1	0	0	1	0	0	0	0	0	0	0	0	0	0	0	2	0
8:40 AM	0	2	0	0	0	0	0	1	0	0	0	0	0	0	0	0	3	0
8:45 AM	1	0	0	0	0	0	1	1	0	0	0	0	0	0	0	0	3	0
8:50 AM	0	0	0	0	1	0	0	0	0	0	1	0	0	0	0	0	2	0
8:55 AM	1	0	0	0	0	0	0	0	0	0	0	0	0	0	0	0	1	0
HOURLY TOTALS	Southbound			Westbound			Northbound			Eastbound			Pedestrians By Approach				TOTAL	
7:00 AM	1	5	1	0	9	0	0	5	0	0	8	0	4	0	0	0	29	4
7:15 AM	0	9	0	2	10	0	0	10	0	2	9	0	2	0	0	0	42	2
7:30 AM	2	10	0	3	14	0	2	9	0	2	8	0	2	0	0	0	50	2
7:45 AM	2	14	0	3	13	0	2	10	0	2	5	0	2	0	0	0	51	2
8:00 AM	4	11	0	3	14	0	3	8	0	2	5	0	2	0	0	0	50	2

INTERSECTION: *N Vancouver Ave--/N Portland Blvd--*
 PROJECT ID#:
 QC JOB #: 10247124

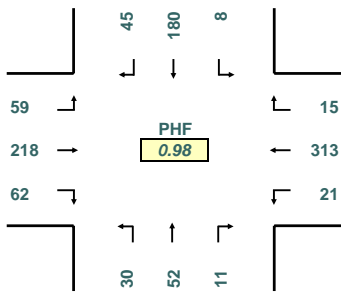
START TIME: 7:00 AM
 END TIME: 9:00 AM
 DATE: 4/11/2007



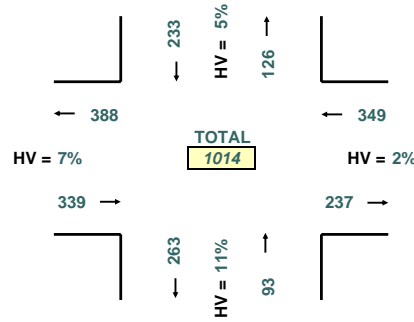
16285 SW 85th Avenue, Ste. 302
 Tigard, OR 97224
 Phone: 503-620-4242
 Fax: 503 620-4545

www.qualitycounts.net

PEAK HOUR TURNING MOVEMENTS



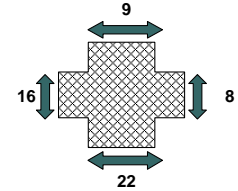
PEAK HOUR LINK VOLUMES



PEAK HOUR: 7:45 AM TO 8:45 AM

PEAK 15 MINUTES: 8:00 AM TO 8:15 AM

PEAK HOUR PED CROSSING VOLUMES



5-MINUTE COUNT PERIOD BEGINNING AT	<i>N Vancouver Ave-- (Southbound)</i>			<i>N Portland Blvd-- (Westbound)</i>			<i>N Vancouver Ave-- (Northbound)</i>			<i>N Portland Blvd-- (Eastbound)</i>			Crosswalk Usage (Peds By Approach)				TOTAL	
	Right	Thru	Left	Right	Thru	Left	Right	Thru	Left	Right	Thru	Left	North	East	South	West	Veh	Peds
7:00 AM	4	5	2	0	16	1	0	2	2	1	9	1	1	0	0	43	2	
7:05 AM	8	8	2	1	16	0	0	2	2	2	12	0	3	0	2	0	53	5
7:10 AM	1	3	0	0	20	1	0	3	1	1	9	2	2	0	0	1	41	3
7:15 AM	5	9	0	0	15	0	0	3	4	4	7	2	3	0	0	0	49	3
7:20 AM	4	10	1	0	22	0	0	3	2	5	10	1	2	0	0	0	58	2
7:25 AM	1	11	0	0	23	2	0	4	1	2	11	3	3	0	0	0	58	3
7:30 AM	4	5	0	0	29	2	0	3	1	7	15	2	0	0	3	0	68	3
7:35 AM	6	8	0	1	32	1	0	3	4	1	12	6	0	0	0	0	74	0
7:40 AM	5	14	0	0	31	5	0	2	3	2	13	3	5	0	0	0	78	5
7:45 AM	4	8	0	1	26	2	0	6	1	6	10	3	2	0	5	3	67	10
7:50 AM	8	15	0	2	24	1	1	4	1	5	15	14	2	1	1	0	90	4
7:55 AM	1	12	0	2	26	2	3	2	5	5	21	11	1	1	11	0	90	13
8:00 AM	6	19	1	5	26	4	0	3	3	4	21	12	2	4	3	3	104	12
8:05 AM	3	11	0	2	27	2	2	4	2	7	16	4	0	0	0	2	80	2
8:10 AM	4	19	1	0	18	1	0	6	3	3	17	2	0	0	0	0	74	0
8:15 AM	1	12	3	0	26	3	1	3	1	6	17	3	2	0	0	6	76	8
8:20 AM	5	19	0	0	32	2	2	1	4	5	18	0	0	1	2	0	88	3
8:25 AM	6	24	1	1	23	1	1	6	4	7	18	1	0	0	0	0	93	0
8:30 AM	0	17	0	1	30	2	1	4	2	5	23	3	0	0	0	0	88	0
8:35 AM	3	13	0	0	26	0	0	7	4	4	20	3	0	1	0	2	80	3
8:40 AM	4	11	2	1	29	1	0	6	0	5	22	3	0	0	0	0	84	0
8:45 AM	2	15	0	0	19	2	0	3	2	4	20	3	0	1	0	0	70	1
8:50 AM	2	13	2	0	25	1	1	4	1	4	20	1	0	0	1	2	74	3
8:55 AM	4	10	0	0	21	0	0	8	2	6	15	1	1	0	1	2	67	4
HOURLY TOTALS	Southbound			Westbound			Northbound			Eastbound			Pedestrians By Approach				TOTAL	
7:00 AM	51	108	5	7	280	17	4	37	27	41	144	48	24	3	22	4	769	53
7:15 AM	51	141	3	13	299	22	6	43	30	51	168	63	20	6	23	8	890	57
7:30 AM	53	166	6	14	320	26	10	43	32	58	193	61	14	7	25	14	982	60
7:45 AM	45	180	8	15	313	21	11	52	30	62	218	59	9	8	22	16	1014	55
8:00 AM	40	183	10	10	302	19	8	55	28	60	227	36	5	7	7	17	978	36

INTERSECTION: *N Vancouver Ave--/N Portland Blvd--*
 PROJECT ID#: _____
 QC JOB #: 10247124

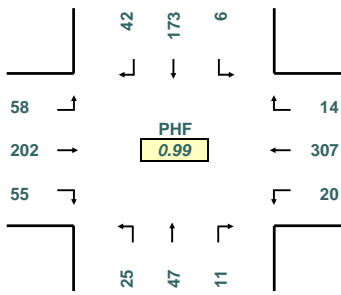
START TIME: 7:00 AM
 END TIME: 9:00 AM
 DATE: 4/11/2007



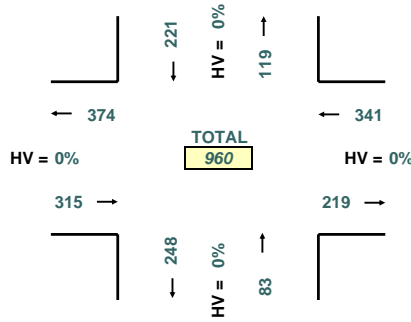
16285 SW 85th Avenue, Ste. 302
 Tigard, OR 97224
 Phone: 503-620-4242
 Fax: 503 620-4545

www.qualitycounts.net

PEAK HOUR TURNING MOVEMENTS



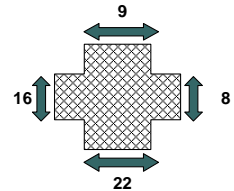
PEAK HOUR LINK VOLUMES



PEAK HOUR: 7:45 AM TO 8:45 AM

PEAK 15 MINUTES: 8:30 AM TO 8:45 AM

PEAK HOUR PED CROSSING VOLUMES



5-MINUTE COUNT PERIOD BEGINNING AT	<i>N Vancouver Ave-- (Southbound)</i>			<i>N Portland Blvd-- (Westbound)</i>			<i>N Vancouver Ave-- (Northbound)</i>			<i>N Portland Blvd-- (Eastbound)</i>			Crosswalk Usage (Peds By Approach)				TOTAL	
	Right	Thru	Left	Right	Thru	Left	Right	Thru	Left	Right	Thru	Left	North	East	South	West	Veh	Peds
7:00 AM	4	5	2	0	14	1	0	2	2	1	8	1	1	0	0	40	2	
7:05 AM	8	8	2	1	16	0	0	2	2	1	12	0	3	0	2	52	5	
7:10 AM	1	3	0	0	19	1	0	2	1	1	7	2	2	0	0	37	3	
7:15 AM	5	9	0	0	15	0	0	3	3	2	7	2	3	0	0	46	3	
7:20 AM	4	9	1	0	20	0	0	3	1	4	8	1	2	0	0	51	2	
7:25 AM	1	11	0	0	22	2	0	4	1	2	11	3	3	0	0	57	3	
7:30 AM	3	3	0	0	28	2	0	3	1	7	15	2	0	0	3	64	3	
7:35 AM	6	8	0	1	32	1	0	3	4	0	12	6	0	0	0	73	0	
7:40 AM	5	13	0	0	31	5	0	2	3	1	13	3	5	0	0	76	5	
7:45 AM	4	7	0	1	26	2	0	5	1	5	9	3	2	0	5	63	10	
7:50 AM	8	15	0	2	24	1	1	4	1	5	14	14	2	1	1	89	4	
7:55 AM	1	11	0	2	26	2	3	2	4	5	18	11	1	1	11	85	13	
8:00 AM	6	18	1	5	26	4	0	3	2	3	20	12	2	4	3	100	12	
8:05 AM	2	9	0	2	24	2	2	4	2	6	13	4	0	0	0	70	2	
8:10 AM	3	19	1	0	18	1	0	6	2	3	16	2	0	0	0	71	0	
8:15 AM	1	12	3	0	25	2	1	3	1	6	15	2	2	0	0	71	8	
8:20 AM	4	18	0	0	32	2	2	1	4	3	16	0	0	1	2	82	3	
8:25 AM	6	23	0	1	22	1	1	5	3	7	17	1	0	0	0	87	0	
8:30 AM	0	17	0	0	29	2	1	4	2	3	23	3	0	0	0	84	0	
8:35 AM	3	13	0	0	26	0	0	5	3	4	20	3	0	1	0	77	3	
8:40 AM	4	11	1	1	29	1	0	5	0	5	21	3	0	0	0	81	0	
8:45 AM	2	14	0	0	19	2	0	3	2	4	17	2	0	1	0	65	1	
8:50 AM	2	13	2	0	24	1	1	4	0	4	17	1	0	0	1	69	3	
8:55 AM	4	9	0	0	21	0	0	8	1	5	14	1	1	0	1	63	4	
HOURLY TOTALS	Southbound			Westbound			Northbound			Eastbound			Pedestrians By Approach				TOTAL	
7:00 AM	50	102	5	7	273	17	4	35	24	34	134	48	24	3	22	4	733	53
7:15 AM	48	132	3	13	292	22	6	42	25	43	156	63	20	6	23	8	845	57
7:30 AM	49	156	5	14	314	25	10	41	28	51	178	60	14	7	25	14	931	60
7:45 AM	42	173	6	14	307	20	11	47	25	55	202	58	9	8	22	16	960	55
8:00 AM	37	176	8	9	295	18	8	51	22	53	209	34	5	7	7	17	920	36

INTERSECTION: *N Vancouver Ave--/N Portland Blvd--*
 PROJECT ID#:
 QC JOB #: 10247124

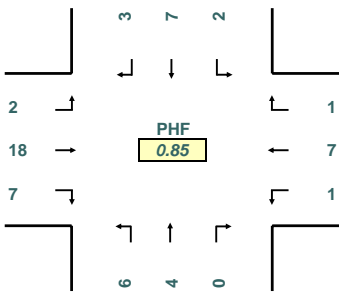
START TIME: 7:00 AM
 END TIME: 9:00 AM
 DATE: 4/11/2007



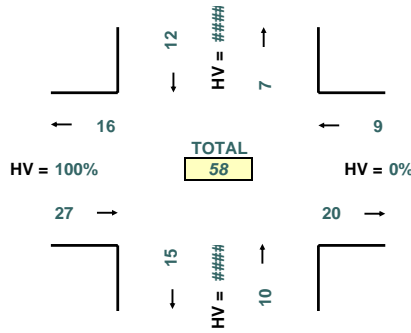
16285 SW 85th Avenue, Ste. 302
 Tigard, OR 97224
 Phone: 503-620-4242
 Fax: 503 620-4545

www.qualitycounts.net

PEAK HOUR TURNING MOVEMENTS



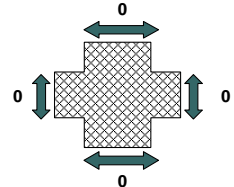
PEAK HOUR LINK VOLUMES



PEAK HOUR: 8:00 AM TO 9:00 AM

PEAK 15 MINUTES: 8:15 AM TO 8:30 AM

PEAK HOUR PED CROSSING VOLUMES



5-MINUTE COUNT PERIOD BEGINNING AT	N Vancouver Ave-- (Southbound)			N Portland Blvd-- (Westbound)			N Vancouver Ave-- (Northbound)			N Portland Blvd-- (Eastbound)			Crosswalk Usage (Peds By Approach)				TOTAL	
	Right	Thru	Left	Right	Thru	Left	Right	Thru	Left	Right	Thru	Left	North	East	South	West	Veh	Peds
7:00 AM	0	0	0	0	2	0	0	0	0	1	0	0	0	0	0	0	3	0
7:05 AM	0	0	0	0	0	0	0	0	0	1	0	0	0	0	0	0	1	0
7:10 AM	0	0	0	0	1	0	0	1	0	0	2	0	0	0	0	0	4	0
7:15 AM	0	0	0	0	0	0	0	0	1	2	0	0	0	0	0	0	3	0
7:20 AM	0	1	0	0	2	0	0	0	1	1	2	0	0	0	0	0	7	0
7:25 AM	0	0	0	0	1	0	0	0	0	0	0	0	0	0	0	0	1	0
7:30 AM	1	2	0	0	1	0	0	0	0	0	0	0	0	0	0	0	4	0
7:35 AM	0	0	0	0	0	0	0	0	0	1	0	0	0	0	0	0	1	0
7:40 AM	0	1	0	0	0	0	0	0	0	1	0	0	0	0	0	0	2	0
7:45 AM	0	1	0	0	0	0	0	1	0	1	1	0	0	0	0	0	4	0
7:50 AM	0	0	0	0	0	0	0	0	0	0	1	0	0	0	0	0	1	0
7:55 AM	0	1	0	0	0	0	0	0	1	0	3	0	0	0	0	0	5	0
8:00 AM	0	1	0	0	0	0	0	0	1	1	1	0	0	0	0	0	4	0
8:05 AM	1	2	0	0	3	0	0	0	0	1	3	0	0	0	0	0	10	0
8:10 AM	1	0	0	0	0	0	0	0	1	0	1	0	0	0	0	0	3	0
8:15 AM	0	0	0	0	1	1	0	0	0	0	2	1	0	0	0	0	5	0
8:20 AM	1	1	0	0	0	0	0	0	0	2	2	0	0	0	0	0	6	0
8:25 AM	0	1	1	0	1	0	0	1	1	0	1	0	0	0	0	0	6	0
8:30 AM	0	0	0	1	1	0	0	0	0	2	0	0	0	0	0	0	4	0
8:35 AM	0	0	0	0	0	0	0	2	1	0	0	0	0	0	0	0	3	0
8:40 AM	0	0	1	0	0	0	0	1	0	0	1	0	0	0	0	0	3	0
8:45 AM	0	1	0	0	0	0	0	0	0	0	3	1	0	0	0	0	5	0
8:50 AM	0	0	0	0	1	0	0	0	1	0	3	0	0	0	0	0	5	0
8:55 AM	0	1	0	0	0	0	0	0	1	1	1	0	0	0	0	0	4	0
HOURLY TOTALS	Southbound			Westbound			Northbound			Eastbound			Pedestrians By Approach				TOTAL	
7:00 AM	1	6	0	0	7	0	0	2	3	7	10	0	0	0	0	0	36	0
7:15 AM	3	9	0	0	7	0	0	1	5	8	12	0	0	0	0	0	45	0
7:30 AM	4	10	1	0	6	1	0	2	4	7	15	1	0	0	0	0	51	0
7:45 AM	3	7	2	1	6	1	0	5	5	7	16	1	0	0	0	0	54	0
8:00 AM	3	7	2	1	7	1	0	4	6	7	18	2	0	0	0	0	58	0

INTERSECTION: *NE MLK Jr Blvd--NE Portland Blvd--*
 PROJECT ID#:
 QC JOB #: 10247125

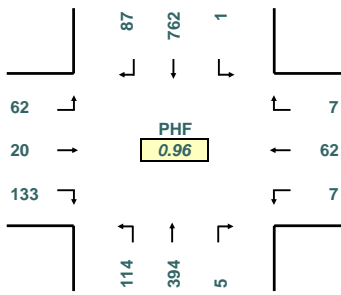
START TIME: 7:00 AM
 END TIME: 9:00 AM
 DATE: 4/11/2007



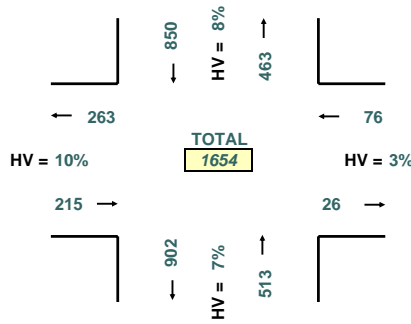
16285 SW 85th Avenue, Ste. 302
 Tigard, OR 97224
 Phone: 503-620-4242
 Fax: 503 620-4545

www.qualitycounts.net

PEAK HOUR TURNING MOVEMENTS



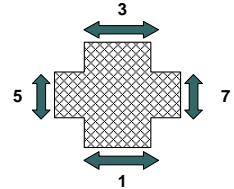
PEAK HOUR LINK VOLUMES



PEAK HOUR: 8:00 AM TO 9:00 AM

PEAK 15 MINUTES: 8:45 AM TO 9:00 AM

PEAK HOUR PED CROSSING VOLUMES



5-MINUTE COUNT PERIOD BEGINNING AT	NE MLK Jr Blvd-- (Southbound)			NE Portland Blvd-- (Westbound)			NE MLK Jr Blvd-- (Northbound)			NE Portland Blvd-- (Eastbound)			Crosswalk Usage (Peds By Approach)				TOTAL	
	Right	Thru	Left	Right	Thru	Left	Right	Thru	Left	Right	Thru	Left	North	East	South	West	Veh	Peds
7:00 AM	7	33	0	1	3	0	0	18	5	2	2	3	0	0	0	3	74	3
7:05 AM	7	42	0	0	2	0	1	20	7	9	3	2	0	0	0	1	93	1
7:10 AM	6	49	0	0	3	3	0	16	4	3	1	5	1	0	0	0	90	1
7:15 AM	5	63	0	0	3	1	0	17	3	4	1	3	1	1	0	0	100	2
7:20 AM	8	40	0	0	1	0	0	21	11	11	1	2	1	0	0	0	95	1
7:25 AM	11	50	0	0	4	0	1	21	5	7	0	1	0	0	0	1	100	1
7:30 AM	6	61	0	0	3	0	0	33	10	8	1	4	0	0	1	1	126	2
7:35 AM	10	50	0	0	4	1	0	30	9	10	1	7	2	0	0	0	122	2
7:40 AM	10	79	0	0	8	1	1	39	12	5	0	8	0	0	0	0	163	0
7:45 AM	9	65	0	0	3	1	2	25	10	11	0	5	1	1	0	1	131	3
7:50 AM	1	62	0	0	6	1	1	23	7	14	1	4	2	0	0	0	120	2
7:55 AM	7	64	0	0	3	1	0	32	3	14	1	4	0	0	0	0	129	0
8:00 AM	3	67	0	0	10	0	1	18	3	13	2	2	0	1	0	0	119	1
8:05 AM	4	61	0	1	8	1	0	27	8	14	1	9	0	0	0	0	134	0
8:10 AM	3	56	0	2	0	1	0	37	8	8	1	4	1	0	0	0	120	1
8:15 AM	12	89	1	1	5	2	0	27	13	13	3	3	0	1	0	1	169	2
8:20 AM	11	54	0	0	6	0	0	36	5	7	2	6	0	0	0	3	127	3
8:25 AM	13	60	0	2	2	0	0	25	10	12	2	5	0	0	0	0	131	0
8:30 AM	10	71	0	1	6	0	1	41	10	12	0	8	0	0	0	0	160	0
8:35 AM	7	46	0	0	7	1	1	32	12	14	1	8	1	0	0	0	129	1
8:40 AM	9	54	0	0	6	0	1	35	12	9	3	5	0	1	0	0	134	1
8:45 AM	4	73	0	0	6	0	1	39	14	13	0	4	0	0	0	0	154	0
8:50 AM	9	76	0	0	4	1	0	46	8	9	2	4	1	2	0	0	159	3
8:55 AM	2	55	0	0	2	1	0	31	11	9	3	4	0	2	1	1	118	4
HOURLY TOTALS	Southbound			Westbound			Northbound			Eastbound			Pedestrians By Approach				TOTAL	
7:00 AM	87	658	0	1	43	9	6	295	86	98	12	48	8	2	1	7	1343	18
7:15 AM	77	718	0	3	53	8	6	323	89	119	10	53	8	3	1	3	1459	15
7:30 AM	89	768	1	6	58	9	5	352	98	129	15	61	6	3	1	6	1591	16
7:45 AM	89	749	1	7	62	8	7	358	101	141	17	63	5	4	0	5	1603	14
8:00 AM	87	762	1	7	62	7	5	394	114	133	20	62	3	7	1	5	1654	16

INTERSECTION: *NE MLK Jr Blvd--NE Portland Blvd--*
 PROJECT ID#:
 QC JOB #: 10247125

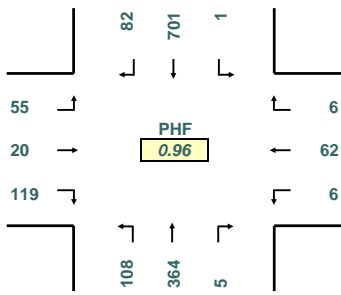
START TIME: 7:00 AM
 END TIME: 9:00 AM
 DATE: 4/11/2007



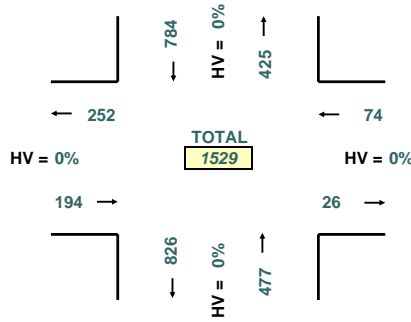
16285 SW 85th Avenue, Ste. 302
 Tigard, OR 97224
 Phone: 503-620-4242
 Fax: 503 620-4545

www.qualitycounts.net

PEAK HOUR TURNING MOVEMENTS



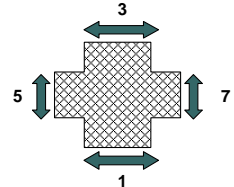
PEAK HOUR LINK VOLUMES



PEAK HOUR: 8:00 AM TO 9:00 AM

PEAK 15 MINUTES: 8:30 AM TO 8:45 AM

PEAK HOUR PED CROSSING VOLUMES



5-MINUTE COUNT PERIOD BEGINNING AT	NE MLK Jr Blvd-- (Southbound)			NE Portland Blvd-- (Westbound)			NE MLK Jr Blvd-- (Northbound)			NE Portland Blvd-- (Eastbound)			Crosswalk Usage (Peds By Approach)				TOTAL	
	Right	Thru	Left	Right	Thru	Left	Right	Thru	Left	Right	Thru	Left	North	East	South	West	Veh	Peds
7:00 AM	7	30	0	1	3	0	0	17	3	2	2	3	0	0	0	3	68	3
7:05 AM	7	41	0	0	2	0	1	19	7	9	3	1	0	0	0	1	90	1
7:10 AM	6	46	0	0	2	3	0	15	4	3	1	3	1	0	0	0	83	1
7:15 AM	5	59	0	0	3	1	0	14	3	4	1	3	1	1	0	0	93	2
7:20 AM	7	38	0	0	1	0	0	19	10	9	1	2	1	0	0	0	87	1
7:25 AM	11	45	0	0	4	0	1	21	4	7	0	1	0	0	0	1	94	1
7:30 AM	5	57	0	0	3	0	0	31	10	8	1	4	0	0	1	1	119	2
7:35 AM	10	48	0	0	4	1	0	30	9	10	1	7	2	0	0	0	120	2
7:40 AM	10	73	0	0	8	1	1	37	12	5	0	8	0	0	0	0	155	0
7:45 AM	9	62	0	0	3	1	2	23	10	10	0	5	1	1	0	1	125	3
7:50 AM	1	57	0	0	4	1	1	22	7	13	1	4	2	0	0	0	111	2
7:55 AM	6	60	0	0	3	1	0	30	2	12	1	4	0	0	0	0	119	0
8:00 AM	2	65	0	0	10	0	1	16	3	12	2	2	0	1	0	0	113	1
8:05 AM	3	55	0	1	8	0	0	25	7	11	1	9	0	0	0	0	120	0
8:10 AM	3	49	0	2	0	1	0	36	7	8	1	4	1	0	0	0	111	1
8:15 AM	11	85	1	1	5	2	0	25	11	12	3	1	0	1	0	1	157	2
8:20 AM	11	52	0	0	6	0	0	34	5	6	2	4	0	0	0	3	120	3
8:25 AM	11	54	0	2	2	0	0	24	9	10	2	5	0	0	0	0	119	0
8:30 AM	10	70	0	0	6	0	1	39	10	12	0	8	0	0	0	0	156	0
8:35 AM	7	38	0	0	7	1	1	30	12	14	1	8	1	0	0	0	119	1
8:40 AM	9	47	0	0	6	0	1	31	12	9	3	5	0	1	0	0	123	1
8:45 AM	4	68	0	0	6	0	1	36	14	9	0	3	0	0	0	0	141	0
8:50 AM	9	70	0	0	4	1	0	40	7	7	2	4	1	2	0	0	144	3
8:55 AM	2	48	0	0	2	1	0	28	11	9	3	2	0	2	1	1	106	4
HOURLY TOTALS	Southbound			Westbound			Northbound			Eastbound			Pedestrians By Approach				TOTAL	
7:00 AM	84	616	0	1	40	9	6	278	81	92	12	45	8	2	1	7	1264	18
7:15 AM	72	668	0	3	51	7	6	304	84	109	10	53	8	3	1	3	1367	15
7:30 AM	82	717	1	6	56	8	5	333	92	117	15	57	6	3	1	6	1489	16
7:45 AM	83	694	1	6	60	7	7	335	95	129	17	59	5	4	0	5	1493	14
8:00 AM	82	701	1	6	62	6	5	364	108	119	20	55	3	7	1	5	1529	16

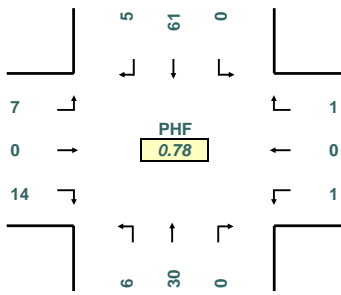
INTERSECTION: *NE MLK Jr Blvd--NE Portland Blvd--*
 PROJECT ID#:
 QC JOB #: 10247125

START TIME: 7:00 AM
 END TIME: 9:00 AM
 DATE: 4/11/2007

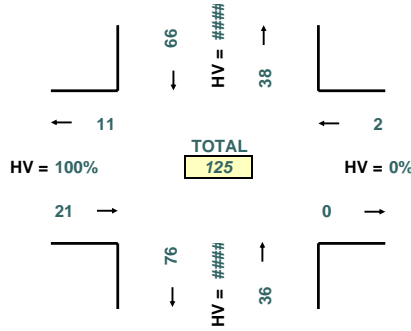


QUALITY COUNTS
 16285 SW 85th Avenue, Ste. 302
 Tigard, OR 97224
 Phone: 503-620-4242
 Fax: 503 620-4545
 www.qualitycounts.net

PEAK HOUR TURNING MOVEMENTS



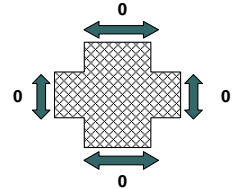
PEAK HOUR LINK VOLUMES



PEAK HOUR: 8:00 AM TO 9:00 AM

PEAK 15 MINUTES: 8:45 AM TO 9:00 AM

PEAK HOUR PED CROSSING VOLUMES



5-MINUTE COUNT PERIOD BEGINNING AT	NE MLK Jr Blvd-- (Southbound)			NE Portland Blvd-- (Westbound)			NE MLK Jr Blvd-- (Northbound)			NE Portland Blvd-- (Eastbound)			Crosswalk Usage (Peds By Approach)				TOTAL	
	Right	Thru	Left	Right	Thru	Left	Right	Thru	Left	Right	Thru	Left	North	East	South	West	Veh	Peds
7:00 AM	0	3	0	0	0	0	0	1	2	0	0	0	0	0	0	0	6	0
7:05 AM	0	1	0	0	0	0	0	1	0	0	0	1	0	0	0	0	3	0
7:10 AM	0	3	0	0	1	0	0	1	0	0	0	2	0	0	0	0	7	0
7:15 AM	0	4	0	0	0	0	0	3	0	0	0	0	0	0	0	0	7	0
7:20 AM	1	2	0	0	0	0	0	2	1	2	0	0	0	0	0	0	8	0
7:25 AM	0	5	0	0	0	0	0	0	1	0	0	0	0	0	0	0	6	0
7:30 AM	1	4	0	0	0	0	0	2	0	0	0	0	0	0	0	0	7	0
7:35 AM	0	2	0	0	0	0	0	0	0	0	0	0	0	0	0	0	2	0
7:40 AM	0	6	0	0	0	0	0	2	0	0	0	0	0	0	0	0	8	0
7:45 AM	0	3	0	0	0	0	0	2	0	1	0	0	0	0	0	0	6	0
7:50 AM	0	5	0	0	2	0	0	1	0	1	0	0	0	0	0	0	9	0
7:55 AM	1	4	0	0	0	0	0	2	1	2	0	0	0	0	0	0	10	0
8:00 AM	1	2	0	0	0	0	0	2	0	1	0	0	0	0	0	0	6	0
8:05 AM	1	6	0	0	0	1	0	2	1	3	0	0	0	0	0	0	14	0
8:10 AM	0	7	0	0	0	0	0	1	1	0	0	0	0	0	0	0	9	0
8:15 AM	1	4	0	0	0	0	0	2	2	1	0	2	0	0	0	0	12	0
8:20 AM	0	2	0	0	0	0	0	2	0	1	0	2	0	0	0	0	7	0
8:25 AM	2	6	0	0	0	0	0	1	1	2	0	0	0	0	0	0	12	0
8:30 AM	0	1	0	1	0	0	0	2	0	0	0	0	0	0	0	0	4	0
8:35 AM	0	8	0	0	0	0	0	2	0	0	0	0	0	0	0	0	10	0
8:40 AM	0	7	0	0	0	0	0	4	0	0	0	0	0	0	0	0	11	0
8:45 AM	0	5	0	0	0	0	0	3	0	4	0	1	0	0	0	0	13	0
8:50 AM	0	6	0	0	0	0	0	6	1	2	0	0	0	0	0	0	15	0
8:55 AM	0	7	0	0	0	0	0	3	0	0	0	2	0	0	0	0	12	0
HOURLY TOTALS	Southbound			Westbound			Northbound			Eastbound			Pedestrians By Approach				TOTAL	
7:00 AM	3	42	0	0	3	0	0	17	5	6	0	3	0	0	0	0	79	0
7:15 AM	5	50	0	0	2	1	0	19	5	10	0	0	0	0	0	0	92	0
7:30 AM	7	51	0	0	2	1	0	19	6	12	0	4	0	0	0	0	102	0
7:45 AM	6	55	0	1	2	1	0	23	6	12	0	4	0	0	0	0	110	0
8:00 AM	5	61	0	1	0	1	0	30	6	14	0	7	0	0	0	0	125	0

INTERSECTION: *N Greeley Ave--/N Lombard Ave--*
 PROJECT ID#:
 QC JOB #: 10247112

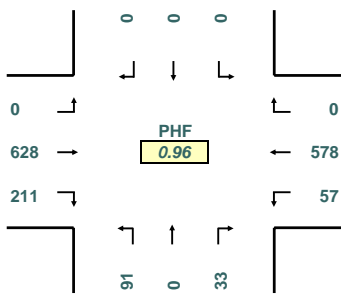
START TIME: 7:00 AM
 END TIME: 9:00 AM
 DATE: 4/11/2007



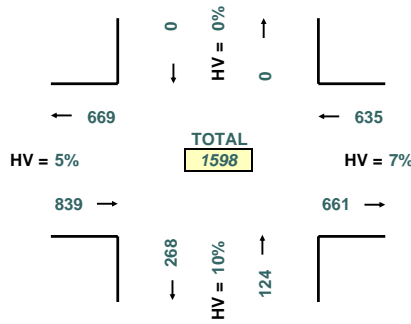
16285 SW 85th Avenue, Ste. 302
 Tigard, OR 97224
 Phone: 503-620-4242
 Fax: 503 620-4545

www.qualitycounts.net

PEAK HOUR TURNING MOVEMENTS



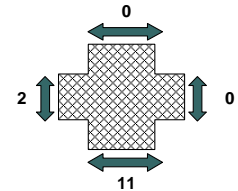
PEAK HOUR LINK VOLUMES



PEAK HOUR: 7:45 AM TO 8:45 AM

PEAK 15 MINUTES: 8:00 AM TO 8:15 AM

PEAK HOUR PED CROSSING VOLUMES



5-MINUTE COUNT PERIOD BEGINNING AT	N Greeley Ave-- (Southbound)			N Lombard Ave-- (Westbound)			N Greeley Ave-- (Northbound)			N Lombard Ave-- (Eastbound)			Crosswalk Usage (Peds By Approach)				TOTAL	
	Right	Thru	Left	Right	Thru	Left	Right	Thru	Left	Right	Thru	Left	North	East	South	West	Veh	Peds
7:00 AM	0	0	0	0	30	2	2	0	5	18	30	0	0	0	0	0	87	0
7:05 AM	0	0	0	0	29	4	1	0	4	14	28	0	0	0	1	0	80	1
7:10 AM	0	0	0	0	28	7	2	0	1	15	46	0	0	0	0	0	99	0
7:15 AM	0	0	0	0	38	5	4	0	5	15	54	0	0	0	0	1	121	1
7:20 AM	0	0	0	0	34	4	4	0	9	16	52	0	0	0	2	0	119	2
7:25 AM	0	0	0	0	41	1	4	0	8	21	59	0	0	0	1	0	134	1
7:30 AM	0	0	0	0	33	4	4	0	6	14	54	0	0	0	5	1	115	6
7:35 AM	0	0	0	0	47	3	5	0	5	20	57	0	0	0	1	0	137	1
7:40 AM	0	0	0	0	36	5	3	0	8	24	67	0	0	0	0	0	143	0
7:45 AM	0	0	0	0	50	7	4	0	7	20	50	0	0	0	0	1	138	1
7:50 AM	0	0	0	0	48	4	5	0	9	18	52	0	0	0	0	0	136	0
7:55 AM	0	0	0	0	47	5	4	0	5	15	60	0	0	0	3	0	136	3
8:00 AM	0	0	0	0	55	4	2	0	7	15	67	0	0	0	0	0	150	0
8:05 AM	0	0	0	0	41	4	1	0	3	23	70	0	0	0	0	0	142	0
8:10 AM	0	0	0	0	41	2	3	0	6	19	52	0	0	0	1	0	123	1
8:15 AM	0	0	0	0	47	3	1	0	7	19	53	0	0	0	0	0	130	0
8:20 AM	0	0	0	0	54	5	2	0	9	16	41	0	0	0	1	0	127	1
8:25 AM	0	0	0	0	43	5	2	0	6	15	40	0	0	0	5	0	111	5
8:30 AM	0	0	0	0	50	7	4	0	9	19	48	0	0	0	0	0	137	0
8:35 AM	0	0	0	0	44	6	1	0	10	17	54	0	0	0	0	1	132	1
8:40 AM	0	0	0	0	58	5	4	0	13	15	41	0	0	0	1	0	136	1
8:45 AM	0	0	0	0	55	3	4	0	11	13	45	0	0	0	1	0	131	1
8:50 AM	0	0	0	0	61	5	1	0	12	15	46	0	0	0	0	2	140	2
8:55 AM	0	0	0	0	54	2	4	0	10	9	43	0	0	0	0	0	122	0
HOURLY TOTALS	Southbound			Westbound			Northbound			Eastbound			Pedestrians By Approach				TOTAL	
7:00 AM	0	0	0	0	461	51	42	0	72	210	609	0	0	0	13	3	1445	16
7:15 AM	0	0	0	0	511	48	43	0	78	220	694	0	0	0	13	3	1594	16
7:30 AM	0	0	0	0	542	51	36	0	78	218	663	0	0	0	16	2	1588	18
7:45 AM	0	0	0	0	578	57	33	0	91	211	628	0	0	0	11	2	1598	13
8:00 AM	0	0	0	0	603	51	29	0	103	195	600	0	0	0	9	3	1581	12

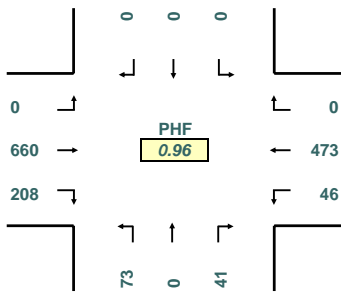
INTERSECTION: *N Greeley Ave--/N Lombard Ave--*
 PROJECT ID#:
 QC JOB #: 10247112

START TIME: 7:00 AM
 END TIME: 9:00 AM
 DATE: 4/11/2007

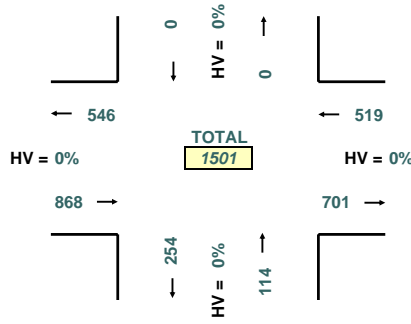


QUALITY COUNTS
 16285 SW 85th Avenue, Ste. 302
 Tigard, OR 97224
 Phone: 503-620-4242
 Fax: 503 620-4545
 www.qualitycounts.net

PEAK HOUR TURNING MOVEMENTS



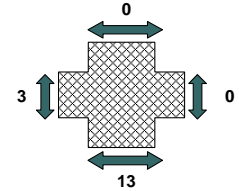
PEAK HOUR LINK VOLUMES



PEAK HOUR: 7:15 AM TO 8:15 AM

PEAK 15 MINUTES: 7:45 AM TO 8:00 AM

PEAK HOUR PED CROSSING VOLUMES



5-MINUTE COUNT PERIOD BEGINNING AT	N Greeley Ave-- (Southbound)			N Lombard Ave-- (Westbound)			N Greeley Ave-- (Northbound)			N Lombard Ave-- (Eastbound)			Crosswalk Usage (Peds By Approach)				TOTAL	
	Right	Thru	Left	Right	Thru	Left	Right	Thru	Left	Right	Thru	Left	North	East	South	West	Veh	Peds
7:00 AM	0	0	0	0	26	2	2	0	5	17	30	0	0	0	0	0	82	0
7:05 AM	0	0	0	0	25	2	1	0	3	13	26	0	0	0	1	0	70	1
7:10 AM	0	0	0	0	25	6	1	0	1	15	45	0	0	0	0	0	93	0
7:15 AM	0	0	0	0	33	5	4	0	5	14	53	0	0	0	0	1	114	1
7:20 AM	0	0	0	0	32	4	4	0	9	16	47	0	0	0	2	0	112	2
7:25 AM	0	0	0	0	38	1	3	0	8	19	55	0	0	0	1	0	124	1
7:30 AM	0	0	0	0	31	4	4	0	5	13	53	0	0	0	5	1	110	6
7:35 AM	0	0	0	0	42	3	5	0	4	20	54	0	0	0	1	0	128	1
7:40 AM	0	0	0	0	33	5	3	0	8	24	64	0	0	0	0	0	137	0
7:45 AM	0	0	0	0	46	6	4	0	7	20	48	0	0	0	0	1	131	1
7:50 AM	0	0	0	0	45	4	5	0	8	15	51	0	0	0	0	0	128	0
7:55 AM	0	0	0	0	45	5	4	0	4	14	58	0	0	0	3	0	130	3
8:00 AM	0	0	0	0	51	4	1	0	7	15	64	0	0	0	0	0	142	0
8:05 AM	0	0	0	0	39	4	1	0	3	21	65	0	0	0	0	0	133	0
8:10 AM	0	0	0	0	38	1	3	0	5	17	48	0	0	0	1	0	112	1
8:15 AM	0	0	0	0	42	3	1	0	5	18	52	0	0	0	0	0	121	0
8:20 AM	0	0	0	0	50	4	2	0	9	16	36	0	0	0	1	0	117	1
8:25 AM	0	0	0	0	40	5	1	0	6	15	39	0	0	0	5	0	106	5
8:30 AM	0	0	0	0	47	7	4	0	8	18	45	0	0	0	0	0	129	0
8:35 AM	0	0	0	0	40	5	1	0	9	15	51	0	0	0	0	1	121	1
8:40 AM	0	0	0	0	55	4	4	0	10	14	39	0	0	0	1	0	126	1
8:45 AM	0	0	0	0	50	3	4	0	11	12	43	0	0	0	1	0	123	1
8:50 AM	0	0	0	0	61	3	1	0	11	14	43	0	0	0	0	2	133	2
8:55 AM	0	0	0	0	50	2	4	0	8	8	42	0	0	0	0	0	114	0
HOURLY TOTALS	Southbound			Westbound			Northbound			Eastbound			Pedestrians By Approach				TOTAL	
7:00 AM	0	0	0	0	421	47	40	0	67	200	584	0	0	0	13	3	1359	16
7:15 AM	0	0	0	0	473	46	41	0	73	208	660	0	0	0	13	3	1501	16
7:30 AM	0	0	0	0	502	48	34	0	71	208	632	0	0	0	16	2	1495	18
7:45 AM	0	0	0	0	538	52	31	0	81	198	596	0	0	0	11	2	1496	13
8:00 AM	0	0	0	0	563	45	27	0	92	183	567	0	0	0	9	3	1477	12

INTERSECTION: *N Greeley Ave--/N Lombard Ave--*
 PROJECT ID#:
 QC JOB #: 10247112

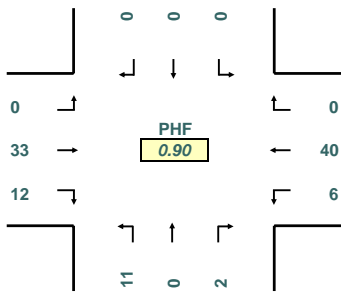
START TIME: 7:00 AM
 END TIME: 9:00 AM
 DATE: 4/11/2007



16285 SW 85th Avenue, Ste. 302
 Tigard, OR 97224
 Phone: 503-620-4242
 Fax: 503 620-4545

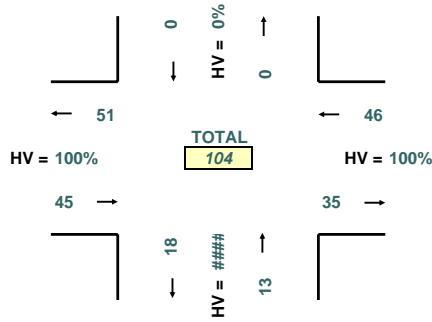
www.qualitycounts.net

PEAK HOUR TURNING MOVEMENTS



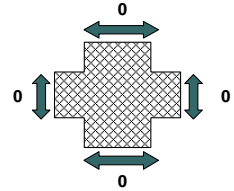
PEAK HOUR: 8:00 AM TO 9:00 AM

PEAK HOUR LINK VOLUMES



PEAK 15 MINUTES: 8:30 AM TO 8:45 AM

PEAK HOUR PED CROSSING VOLUMES



5-MINUTE COUNT PERIOD BEGINNING AT	<i>N Greeley Ave-- (Southbound)</i>			<i>N Lombard Ave-- (Westbound)</i>			<i>N Greeley Ave-- (Northbound)</i>			<i>N Lombard Ave-- (Eastbound)</i>			Crosswalk Usage (Peds By Approach)				TOTAL	
	Right	Thru	Left	Right	Thru	Left	Right	Thru	Left	Right	Thru	Left	North	East	South	West	Veh	Peds
7:00 AM	0	0	0	0	4	0	0	0	0	1	0	0	0	0	0	0	5	0
7:05 AM	0	0	0	0	4	2	0	0	1	1	2	0	0	0	0	0	10	0
7:10 AM	0	0	0	0	3	1	1	0	0	0	1	0	0	0	0	0	6	0
7:15 AM	0	0	0	0	5	0	0	0	0	1	1	0	0	0	0	0	7	0
7:20 AM	0	0	0	0	2	0	0	0	0	0	5	0	0	0	0	0	7	0
7:25 AM	0	0	0	0	3	0	1	0	0	2	4	0	0	0	0	0	10	0
7:30 AM	0	0	0	0	2	0	0	0	1	1	1	0	0	0	0	0	5	0
7:35 AM	0	0	0	0	5	0	0	0	1	0	3	0	0	0	0	0	9	0
7:40 AM	0	0	0	0	3	0	0	0	0	0	3	0	0	0	0	0	6	0
7:45 AM	0	0	0	0	4	1	0	0	0	0	2	0	0	0	0	0	7	0
7:50 AM	0	0	0	0	3	0	0	0	1	3	1	0	0	0	0	0	8	0
7:55 AM	0	0	0	0	2	0	0	0	1	1	2	0	0	0	0	0	6	0
8:00 AM	0	0	0	0	4	0	1	0	0	0	3	0	0	0	0	0	8	0
8:05 AM	0	0	0	0	2	0	0	0	0	2	5	0	0	0	0	0	9	0
8:10 AM	0	0	0	0	3	1	0	0	1	2	4	0	0	0	0	0	11	0
8:15 AM	0	0	0	0	5	0	0	0	2	1	1	0	0	0	0	0	9	0
8:20 AM	0	0	0	0	4	1	0	0	0	0	5	0	0	0	0	0	10	0
8:25 AM	0	0	0	0	3	0	1	0	0	0	1	0	0	0	0	0	5	0
8:30 AM	0	0	0	0	3	0	0	0	1	1	3	0	0	0	0	0	8	0
8:35 AM	0	0	0	0	4	1	0	0	1	2	3	0	0	0	0	0	11	0
8:40 AM	0	0	0	0	3	1	0	0	3	1	2	0	0	0	0	0	10	0
8:45 AM	0	0	0	0	5	0	0	0	0	1	2	0	0	0	0	0	8	0
8:50 AM	0	0	0	0	0	2	0	0	1	1	3	0	0	0	0	0	7	0
8:55 AM	0	0	0	0	4	0	0	0	2	1	1	0	0	0	0	0	8	0
HOURLY TOTALS	Southbound			Westbound			Northbound			Eastbound			Pedestrians By Approach				TOTAL	
7:00 AM	0	0	0	0	40	4	2	0	5	10	25	0	0	0	0	0	86	0
7:15 AM	0	0	0	0	38	2	2	0	5	12	34	0	0	0	0	0	93	0
7:30 AM	0	0	0	0	40	3	2	0	7	10	31	0	0	0	0	0	93	0
7:45 AM	0	0	0	0	40	5	2	0	10	13	32	0	0	0	0	0	102	0
8:00 AM	0	0	0	0	40	6	2	0	11	12	33	0	0	0	0	0	104	0

INTERSECTION: *N Denver Ave--/N Lombard Ave--*
 PROJECT ID#:
 QC JOB #: 10247113

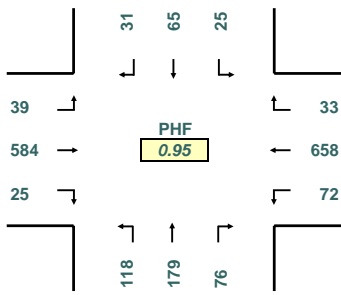
START TIME: 7:00 AM
 END TIME: 9:00 AM
 DATE: 4/11/2007



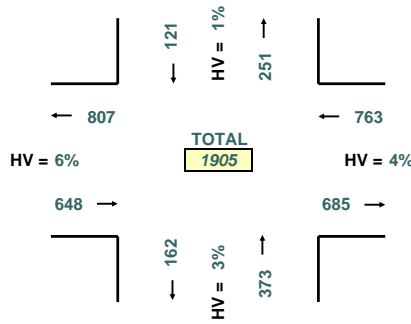
16285 SW 85th Avenue, Ste. 302
 Tigard, OR 97224
 Phone: 503-620-4242
 Fax: 503 620-4545

www.qualitycounts.net

PEAK HOUR TURNING MOVEMENTS



PEAK HOUR LINK VOLUMES



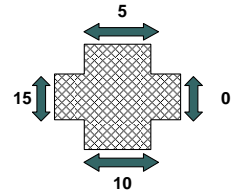
TOTAL

1905

PEAK HOUR: 7:30 AM TO 8:30 AM

PEAK 15 MINUTES: 7:30 AM TO 7:45 AM

PEAK HOUR PED CROSSING VOLUMES



5-MINUTE COUNT PERIOD BEGINNING AT	<i>N Denver Ave-- (Southbound)</i>			<i>N Lombard Ave-- (Westbound)</i>			<i>N Denver Ave-- (Northbound)</i>			<i>N Lombard Ave-- (Eastbound)</i>			Crosswalk Usage (Peds By Approach)				TOTAL	
	Right	Thru	Left	Right	Thru	Left	Right	Thru	Left	Right	Thru	Left	North	East	South	West	Veh	Peds
7:00 AM	0	18	1	2	14	0	4	24	4	7	10	8	0	0	0	3	92	3
7:05 AM	2	5	0	2	29	1	4	13	6	5	31	0	0	0	1	0	98	1
7:10 AM	1	3	1	2	45	5	5	14	8	5	40	4	1	0	3	0	133	4
7:15 AM	0	6	5	1	47	7	4	10	7	5	37	3	0	0	1	1	132	2
7:20 AM	2	5	4	3	51	2	3	11	12	5	41	3	0	0	0	4	142	4
7:25 AM	3	5	1	1	65	1	5	16	7	4	43	0	2	0	2	0	151	4
7:30 AM	2	5	4	0	58	5	6	13	11	2	37	5	0	0	1	2	148	3
7:35 AM	2	5	5	2	55	5	6	17	15	0	59	0	0	0	2	0	171	2
7:40 AM	6	8	3	7	58	5	4	17	12	2	58	1	0	0	0	1	181	1
7:45 AM	3	6	2	3	55	3	9	10	12	2	45	3	1	0	0	4	153	5
7:50 AM	2	3	2	5	53	7	5	19	9	1	62	2	1	0	0	1	170	2
7:55 AM	4	6	2	4	49	9	6	20	8	3	38	0	0	0	3	2	149	5
8:00 AM	1	3	3	2	56	9	6	11	12	0	54	8	0	0	0	0	165	0
8:05 AM	4	8	1	2	75	11	4	13	6	2	45	5	0	0	1	2	176	3
8:10 AM	3	5	1	0	55	11	5	15	14	2	42	0	2	0	1	1	153	4
8:15 AM	2	6	0	2	51	3	2	10	10	3	52	6	0	0	1	0	147	1
8:20 AM	1	2	2	4	49	1	11	12	5	2	42	3	0	0	1	0	134	1
8:25 AM	1	8	0	2	44	3	12	22	4	6	50	6	1	0	0	2	158	3
8:30 AM	1	7	5	2	45	1	7	18	4	7	36	5	1	0	0	2	138	3
8:35 AM	0	9	1	0	50	7	9	18	8	2	50	4	0	0	1	0	158	1
8:40 AM	6	5	5	1	54	5	10	8	6	0	50	1	1	0	0	1	151	2
8:45 AM	2	7	4	2	53	9	9	13	8	3	77	2	1	0	1	0	189	2
8:50 AM	5	9	1	2	44	5	16	17	11	0	44	2	1	0	0	2	156	3
8:55 AM	3	11	4	0	39	7	7	13	6	3	46	2	0	0	2	1	141	3
HOURLY TOTALS	Southbound			Westbound			Northbound			Eastbound			Pedestrians By Approach				TOTAL	
7:00 AM	27	75	30	32	579	50	61	184	111	41	501	29	5	0	13	18	1720	36
7:15 AM	32	65	33	30	677	75	63	172	125	28	561	30	6	0	11	18	1891	35
7:30 AM	31	65	25	33	658	72	76	179	118	25	584	39	5	0	10	15	1905	30
7:45 AM	28	68	24	27	636	70	86	176	98	30	566	43	7	0	8	15	1852	30
8:00 AM	29	80	27	19	615	72	98	170	94	30	588	44	7	0	8	11	1866	26

INTERSECTION: *N Denver Ave--/N Lombard Ave--*
 PROJECT ID#:
 QC JOB #: 10247113

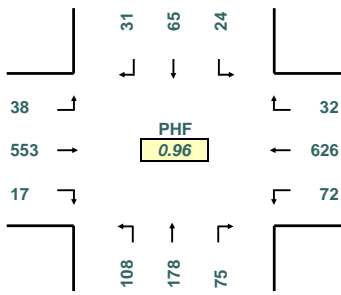
START TIME: 7:00 AM
 END TIME: 9:00 AM
 DATE: 4/11/2007



16285 SW 85th Avenue, Ste. 302
 Tigard, OR 97224
 Phone: 503-620-4242
 Fax: 503 620-4545

www.qualitycounts.net

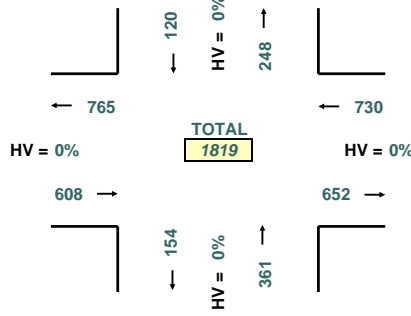
PEAK HOUR TURNING MOVEMENTS



PHF
0.96

PEAK HOUR: 7:30 AM TO 8:30 AM

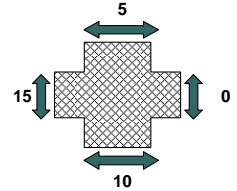
PEAK HOUR LINK VOLUMES



TOTAL
1819

PEAK 15 MINUTES: 7:30 AM TO 7:45 AM

PEAK HOUR PED CROSSING VOLUMES



5-MINUTE COUNT PERIOD BEGINNING AT	N Denver Ave-- (Southbound)			N Lombard Ave-- (Westbound)			N Denver Ave-- (Northbound)			N Lombard Ave-- (Eastbound)			Crosswalk Usage (Peds By Approach)				TOTAL	
	Right	Thru	Left	Right	Thru	Left	Right	Thru	Left	Right	Thru	Left	North	East	South	West	Veh	Peds
7:00 AM	0	6	1	2	14	0	4	24	4	7	22	7	0	0	0	3	90	3
7:05 AM	2	5	0	2	27	1	2	13	6	2	29	0	0	0	1	0	89	1
7:10 AM	1	3	1	1	45	5	5	14	7	5	36	4	1	0	3	0	127	4
7:15 AM	0	6	5	0	47	7	4	10	7	5	35	3	0	0	1	1	129	2
7:20 AM	1	5	4	3	46	2	3	11	12	4	39	3	0	0	0	4	133	4
7:25 AM	3	5	1	1	62	1	5	16	7	4	40	0	2	0	2	0	145	4
7:30 AM	2	5	4	0	55	5	6	13	10	2	35	5	0	0	1	2	142	3
7:35 AM	2	5	5	2	53	5	6	16	14	0	55	0	0	0	2	0	163	2
7:40 AM	6	8	2	7	55	5	4	17	10	0	55	1	0	0	0	1	170	1
7:45 AM	3	6	2	3	53	3	9	10	11	2	43	3	1	0	0	4	148	5
7:50 AM	2	3	2	5	52	7	5	19	7	1	58	2	1	0	0	1	163	2
7:55 AM	4	6	2	4	48	9	6	20	8	2	37	0	0	0	3	2	146	5
8:00 AM	1	3	3	2	53	9	6	11	10	0	54	7	0	0	0	0	159	0
8:05 AM	4	8	1	2	70	11	4	13	6	2	40	5	0	0	1	2	166	3
8:10 AM	3	5	1	0	50	11	4	15	14	1	42	0	2	0	1	1	146	4
8:15 AM	2	6	0	1	49	3	2	10	10	2	47	6	0	0	1	0	138	1
8:20 AM	1	2	2	4	45	1	11	12	5	2	40	3	0	0	1	0	128	1
8:25 AM	1	8	0	2	43	3	12	22	3	3	47	6	1	0	0	2	150	3
8:30 AM	1	7	5	2	44	1	7	18	4	7	36	4	1	0	0	2	136	3
8:35 AM	0	9	1	0	48	7	9	18	8	0	49	4	0	0	1	0	153	1
8:40 AM	6	5	5	1	53	5	10	8	5	0	47	1	1	0	0	1	146	2
8:45 AM	2	7	4	2	53	9	9	13	6	3	76	2	1	0	1	0	186	2
8:50 AM	5	9	1	2	43	5	16	17	11	0	42	2	1	0	0	2	153	3
8:55 AM	3	11	4	0	38	7	7	13	5	2	41	1	0	0	2	1	132	3
HOURLY TOTALS	Southbound			Westbound			Northbound			Eastbound			Pedestrians By Approach				TOTAL	
7:00 AM	26	75	29	30	557	50	59	183	103	34	471	28	5	0	13	18	1645	36
7:15 AM	31	65	32	29	644	75	62	171	116	23	533	29	6	0	11	18	1810	35
7:30 AM	31	65	24	32	626	72	75	178	108	17	553	38	5	0	10	15	1819	30
7:45 AM	28	68	24	26	608	70	85	176	91	22	540	41	7	0	8	15	1779	30
8:00 AM	29	80	27	18	589	72	97	170	87	22	561	41	7	0	8	11	1793	26

INTERSECTION: *N Denver Ave--/N Lombard Ave--*
 PROJECT ID#:
 QC JOB #: 10247113

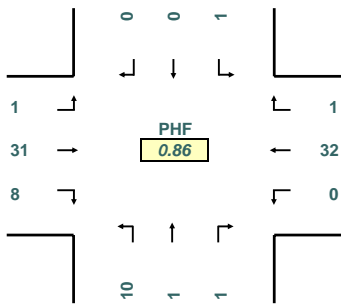
START TIME: 7:00 AM
 END TIME: 9:00 AM
 DATE: 4/11/2007



16285 SW 85th Avenue, Ste. 302
 Tigard, OR 97224
 Phone: 503-620-4242
 Fax: 503 620-4545

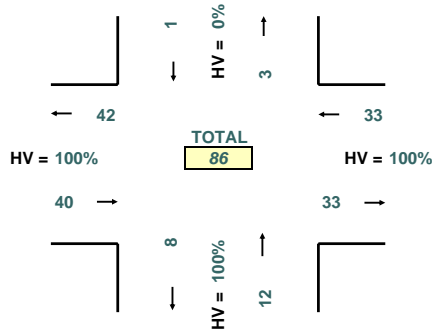
www.qualitycounts.net

PEAK HOUR TURNING MOVEMENTS



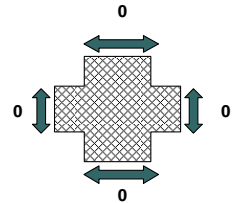
PEAK HOUR: **7:30 AM TO 8:30 AM**

PEAK HOUR LINK VOLUMES



PEAK 15 MINUTES: **7:30 AM TO 7:45 AM**

PEAK HOUR PED CROSSING VOLUMES



5-MINUTE COUNT PERIOD BEGINNING AT	<i>N Denver Ave-- (Southbound)</i>			<i>N Lombard Ave-- (Westbound)</i>			<i>N Denver Ave-- (Northbound)</i>			<i>N Lombard Ave-- (Eastbound)</i>			Crosswalk Usage (Peds By Approach)				TOTAL	
	Right	Thru	Left	Right	Thru	Left	Right	Thru	Left	Right	Thru	Left	North	East	South	West	Veh	Peds
7:00 AM	0	0	0	0	0	0	0	0	0	1	1	0	0	0	0	2	0	
7:05 AM	0	0	0	0	2	0	2	0	0	3	2	0	0	0	0	9	0	
7:10 AM	0	0	0	1	0	0	0	0	1	0	4	0	0	0	0	6	0	
7:15 AM	0	0	0	1	0	0	0	0	0	0	2	0	0	0	0	3	0	
7:20 AM	1	0	0	0	5	0	0	0	0	1	2	0	0	0	0	9	0	
7:25 AM	0	0	0	0	3	0	0	0	0	0	3	0	0	0	0	6	0	
7:30 AM	0	0	0	0	3	0	0	0	1	0	2	0	0	0	0	6	0	
7:35 AM	0	0	0	0	2	0	0	1	1	0	4	0	0	0	0	8	0	
7:40 AM	0	0	1	0	3	0	0	0	2	2	3	0	0	0	0	11	0	
7:45 AM	0	0	0	0	2	0	0	0	1	0	2	0	0	0	0	5	0	
7:50 AM	0	0	0	0	1	0	0	0	2	0	4	0	0	0	0	7	0	
7:55 AM	0	0	0	0	1	0	0	0	0	1	1	0	0	0	0	3	0	
8:00 AM	0	0	0	0	3	0	0	0	2	0	0	1	0	0	0	6	0	
8:05 AM	0	0	0	0	5	0	0	0	0	0	5	0	0	0	0	10	0	
8:10 AM	0	0	0	0	5	0	1	0	0	1	0	0	0	0	0	7	0	
8:15 AM	0	0	0	1	2	0	0	0	0	1	5	0	0	0	0	9	0	
8:20 AM	0	0	0	0	4	0	0	0	0	0	2	0	0	0	0	6	0	
8:25 AM	0	0	0	0	1	0	0	0	1	3	3	0	0	0	0	8	0	
8:30 AM	0	0	0	0	1	0	0	0	0	0	0	1	0	0	0	2	0	
8:35 AM	0	0	0	0	2	0	0	0	0	2	1	0	0	0	0	5	0	
8:40 AM	0	0	0	0	1	0	0	0	1	0	3	0	0	0	0	5	0	
8:45 AM	0	0	0	0	0	0	0	0	2	0	1	0	0	0	0	3	0	
8:50 AM	0	0	0	0	1	0	0	0	0	0	2	0	0	0	0	3	0	
8:55 AM	0	0	0	0	1	0	0	0	1	1	5	1	0	0	0	9	0	
HOURLY TOTALS	Southbound			Westbound			Northbound			Eastbound			Pedestrians By Approach				TOTAL	
	Right	Thru	Left	Right	Thru	Left	Right	Thru	Left	Right	Thru	Left	West	East	North	South	Veh	Peds
7:00 AM	1	0	1	2	22	0	2	1	8	7	30	1	0	0	0	0	75	0
7:15 AM	1	0	1	1	33	0	1	1	9	5	28	1	0	0	0	0	81	0
7:30 AM	0	0	1	1	32	0	1	1	10	8	31	1	0	0	0	0	86	0
7:45 AM	0	0	0	1	28	0	1	0	7	8	26	2	0	0	0	0	73	0
8:00 AM	0	0	0	1	26	0	1	0	7	8	27	3	0	0	0	0	73	0

INTERSECTION: *N Interstate Ave--N Lombard Ave--*
 PROJECT ID#:
 QC JOB #: 10247114

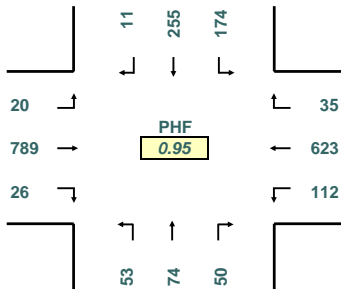
START TIME: 7:00 AM
 END TIME: 9:00 AM
 DATE: 4/11/2007



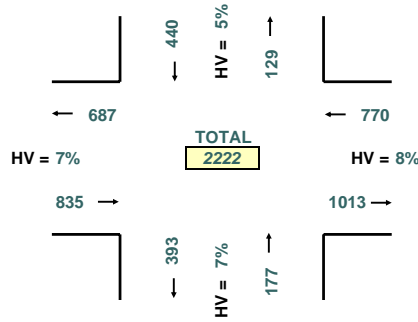
16285 SW 85th Avenue, Ste. 302
 Tigard, OR 97224
 Phone: 503-620-4242
 Fax: 503 620-4545

www.qualitycounts.net

PEAK HOUR TURNING MOVEMENTS



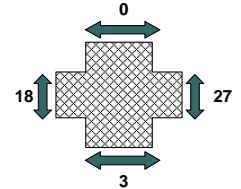
PEAK HOUR LINK VOLUMES



PEAK HOUR: 7:15 AM TO 8:15 AM

PEAK 15 MINUTES: 7:45 AM TO 8:00 AM

PEAK HOUR PED CROSSING VOLUMES



5-MINUTE COUNT PERIOD BEGINNING AT	<i>N Interstate Ave-- (Southbound)</i>			<i>N Lombard Ave-- (Westbound)</i>			<i>N Interstate Ave-- (Northbound)</i>			<i>N Lombard Ave-- (Eastbound)</i>			Crosswalk Usage (Peds By Approach)				TOTAL	
	Right	Thru	Left	Right	Thru	Left	Right	Thru	Left	Right	Thru	Left	North	East	South	West	Veh	Peds
7:00 AM	0	24	20	3	29	7	2	5	1	1	36	2	0	3	0	2	130	5
7:05 AM	0	10	9	3	31	11	1	4	3	0	37	0	0	0	1	8	109	9
7:10 AM	1	29	13	4	44	6	5	8	3	2	39	1	0	5	0	3	155	8
7:15 AM	1	21	11	4	40	12	5	3	3	1	52	2	0	4	0	0	155	4
7:20 AM	0	28	13	2	54	7	5	8	8	0	61	2	0	0	0	0	188	0
7:25 AM	2	15	16	5	49	7	2	8	4	7	75	1	0	1	0	1	191	2
7:30 AM	0	21	14	1	45	5	4	7	7	1	56	1	0	1	0	2	162	3
7:35 AM	1	29	19	6	49	8	2	7	3	1	50	1	0	5	0	2	176	7
7:40 AM	0	21	14	0	54	11	4	7	1	3	81	2	0	3	0	0	198	3
7:45 AM	0	24	15	1	56	11	6	3	5	3	64	2	0	4	0	1	190	5
7:50 AM	2	26	20	3	60	19	4	12	5	2	70	2	0	1	1	0	225	2
7:55 AM	2	19	11	2	42	10	5	3	5	2	68	3	0	3	0	0	172	3
8:00 AM	0	17	12	4	77	11	5	4	3	3	60	0	0	1	1	2	196	4
8:05 AM	1	19	19	3	53	8	6	7	5	0	59	2	0	2	1	9	182	12
8:10 AM	2	15	10	4	44	3	2	5	4	3	93	2	0	2	0	1	187	3
8:15 AM	1	19	9	3	49	14	3	6	4	3	51	2	6	5	0	5	164	16
8:20 AM	2	23	15	7	42	5	5	4	8	2	41	3	0	3	1	0	157	4
8:25 AM	0	21	17	4	62	5	5	5	9	3	47	3	0	0	0	8	181	8
8:30 AM	0	22	9	4	46	7	4	9	4	7	47	0	0	2	0	4	159	6
8:35 AM	1	21	13	20	46	6	7	5	8	4	58	3	0	4	0	0	192	4
8:40 AM	3	22	11	12	24	6	7	12	6	3	39	3	0	5	0	4	148	9
8:45 AM	0	9	18	7	79	10	7	12	10	3	63	0	1	9	0	1	218	11
8:50 AM	1	25	8	3	50	7	6	9	8	4	62	2	0	2	0	3	185	5
8:55 AM	3	25	16	3	41	7	3	6	9	2	37	3	1	2	2	3	155	8
HOURLY TOTALS	Southbound			Westbound			Northbound			Eastbound			Pedestrians By Approach				TOTAL	
7:00 AM	9	267	175	34	553	114	45	75	48	23	689	19	0	30	2	19	2051	51
7:15 AM	11	255	174	35	623	112	50	74	53	26	789	20	0	27	3	18	2222	48
7:30 AM	11	254	175	38	633	110	51	70	59	26	740	23	6	30	4	30	2190	70
7:45 AM	14	248	161	67	601	105	59	75	66	35	697	25	6	32	4	34	2153	76
8:00 AM	14	238	157	74	613	89	60	84	78	37	657	23	8	37	5	40	2124	90

INTERSECTION: N Interstate Ave--N Lombard Ave--
 PROJECT ID#:
 QC JOB #: 10247114

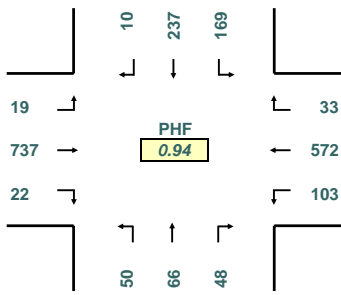
START TIME: 7:00 AM
 END TIME: 9:00 AM
 DATE: 4/11/2007



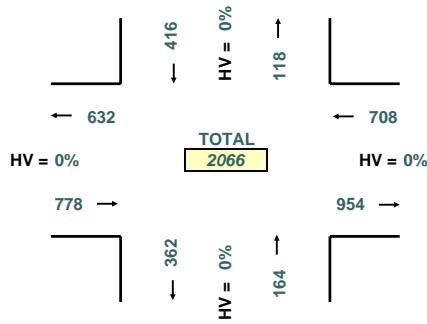
16285 SW 85th Avenue, Ste. 302
 Tigard, OR 97224
 Phone: 503-620-4242
 Fax: 503 620-4545

www.qualitycounts.net

PEAK HOUR TURNING MOVEMENTS



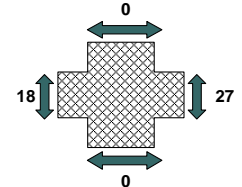
PEAK HOUR LINK VOLUMES



PEAK HOUR: 7:15 AM TO 8:15 AM

PEAK 15 MINUTES: 7:45 AM TO 8:00 AM

PEAK HOUR PED CROSSING VOLUMES



5-MINUTE COUNT PERIOD BEGINNING AT	N Interstate Ave-- (Southbound)			N Lombard Ave-- (Westbound)			N Interstate Ave-- (Northbound)			N Lombard Ave-- (Eastbound)			Crosswalk Usage (Peds By Approach)				TOTAL	
	Right	Thru	Left	Right	Thru	Left	Right	Thru	Left	Right	Thru	Left	North	East	South	West	Veh	Peds
7:00 AM	0	24	20	3	26	7	2	5	1	1	35	2	0	3	0	2	126	5
7:05 AM	0	9	9	3	27	9	1	4	3	0	35	0	0	0	0	8	100	8
7:10 AM	1	27	13	4	40	5	5	8	2	2	38	1	0	5	0	3	146	8
7:15 AM	1	18	11	4	36	10	5	2	3	1	51	1	0	4	0	0	143	4
7:20 AM	0	26	13	2	51	7	5	8	8	0	58	2	0	0	0	0	180	0
7:25 AM	1	14	15	5	45	7	1	8	3	5	70	1	0	1	0	1	175	2
7:30 AM	0	19	14	1	42	4	4	6	7	1	52	1	0	1	0	2	151	3
7:35 AM	1	28	18	6	44	8	2	7	3	1	50	1	0	5	0	2	169	7
7:40 AM	0	21	14	0	50	9	4	7	1	2	73	2	0	3	0	0	183	3
7:45 AM	0	22	15	1	53	10	6	3	4	3	61	2	0	4	0	1	180	5
7:50 AM	2	25	19	3	51	16	4	11	5	1	66	2	0	1	0	0	205	1
7:55 AM	2	18	11	2	39	10	5	3	5	2	62	3	0	3	0	0	162	3
8:00 AM	0	17	11	4	73	11	5	3	3	3	58	0	0	1	0	2	188	3
8:05 AM	1	17	18	2	46	8	5	5	4	0	50	2	0	2	0	9	158	11
8:10 AM	2	12	10	3	42	3	2	3	4	3	86	2	0	2	0	1	172	3
8:15 AM	0	18	9	3	44	13	3	6	4	3	48	2	6	5	0	5	153	16
8:20 AM	2	23	14	6	37	5	5	4	8	2	38	3	0	3	1	0	147	4
8:25 AM	0	21	17	4	53	4	5	5	8	3	45	3	0	0	0	8	168	8
8:30 AM	0	22	9	3	43	7	4	8	4	7	43	0	0	2	0	4	150	6
8:35 AM	0	19	13	19	42	6	6	5	8	4	56	2	0	4	0	0	180	4
8:40 AM	3	21	11	12	21	6	6	12	6	2	38	3	0	5	0	4	141	9
8:45 AM	0	7	17	6	75	10	7	11	10	3	60	0	0	9	0	1	206	10
8:50 AM	0	22	6	3	47	7	6	8	8	4	55	2	0	2	0	3	168	5
8:55 AM	3	22	16	2	34	7	3	6	8	2	36	3	0	2	0	3	142	5
HOURLY TOTALS	Southbound			Westbound			Northbound			Eastbound			Pedestrians By Approach				TOTAL	
7:00 AM	8	251	172	34	504	102	44	72	45	19	651	18	0	30	0	19	1920	49
7:15 AM	10	237	169	33	572	103	48	66	50	22	737	19	0	27	0	18	2066	45
7:30 AM	10	241	170	35	574	101	50	63	56	24	689	23	6	30	1	30	2036	67
7:45 AM	12	235	157	62	544	99	56	68	63	33	651	24	6	32	1	34	2004	73
8:00 AM	11	221	151	67	557	87	57	76	75	36	613	22	6	37	1	40	1973	84

INTERSECTION: *N Interstate Ave--N Lombard Ave--*
 PROJECT ID#:
 QC JOB #: 10247114

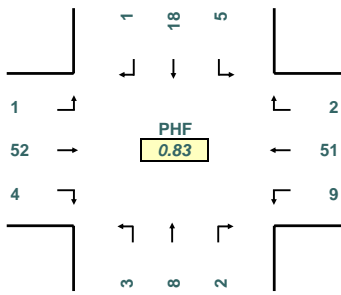
START TIME: 7:00 AM
 END TIME: 9:00 AM
 DATE: 4/11/2007



16285 SW 85th Avenue, Ste. 302
 Tigard, OR 97224
 Phone: 503-620-4242
 Fax: 503 620-4545

www.qualitycounts.net

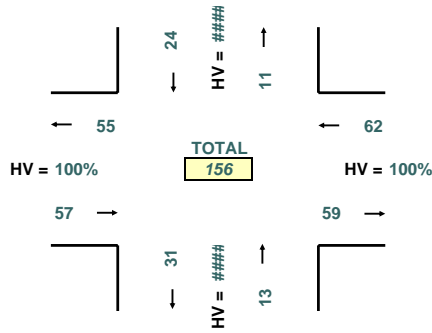
PEAK HOUR TURNING MOVEMENTS



PHF
 0.83

PEAK HOUR: 7:15 AM TO 8:15 AM

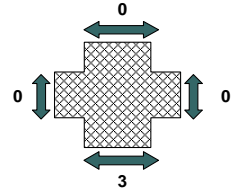
PEAK HOUR LINK VOLUMES



TOTAL
 156

PEAK 15 MINUTES: 8:00 AM TO 8:15 AM

PEAK HOUR PED CROSSING VOLUMES



5-MINUTE COUNT PERIOD BEGINNING AT	<i>N Interstate Ave-- (Southbound)</i>			<i>N Lombard Ave-- (Westbound)</i>			<i>N Interstate Ave-- (Northbound)</i>			<i>N Lombard Ave-- (Eastbound)</i>			Crosswalk Usage (Peds By Approach)				TOTAL	
	Right	Thru	Left	Right	Thru	Left	Right	Thru	Left	Right	Thru	Left	North	East	South	West	Veh	Peds
7:00 AM	0	0	0	0	3	0	0	0	0	0	1	0	0	0	0	0	4	0
7:05 AM	0	1	0	0	4	2	0	0	0	0	2	0	0	0	1	0	9	1
7:10 AM	0	2	0	0	4	1	0	0	1	0	1	0	0	0	0	0	9	0
7:15 AM	0	3	0	0	4	2	0	1	0	0	1	1	0	0	0	0	12	0
7:20 AM	0	2	0	0	3	0	0	0	0	0	3	0	0	0	0	0	8	0
7:25 AM	1	1	1	0	4	0	1	0	1	2	5	0	0	0	0	0	16	0
7:30 AM	0	2	0	0	3	1	0	1	0	0	4	0	0	0	0	0	11	0
7:35 AM	0	1	1	0	5	0	0	0	0	0	0	0	0	0	0	0	7	0
7:40 AM	0	0	0	0	4	2	0	0	0	1	8	0	0	0	0	0	15	0
7:45 AM	0	2	0	0	3	1	0	0	1	0	3	0	0	0	0	0	10	0
7:50 AM	0	1	1	0	9	3	0	1	0	1	4	0	0	1	0	0	20	1
7:55 AM	0	1	0	0	3	0	0	0	0	0	6	0	0	0	0	0	10	0
8:00 AM	0	0	1	0	4	0	0	1	0	0	2	0	0	0	1	0	8	1
8:05 AM	0	2	1	1	7	0	1	2	1	0	9	0	0	0	1	0	24	1
8:10 AM	0	3	0	1	2	0	0	2	0	0	7	0	0	0	0	0	15	0
8:15 AM	1	1	0	0	5	1	0	0	0	0	3	0	0	0	0	0	11	0
8:20 AM	0	0	1	1	5	0	0	0	0	0	3	0	0	0	0	0	10	0
8:25 AM	0	0	0	0	9	1	0	0	1	0	2	0	0	0	0	0	13	0
8:30 AM	0	0	0	1	3	0	0	1	0	0	4	0	0	0	0	0	9	0
8:35 AM	1	2	0	1	4	0	1	0	0	0	2	1	0	0	0	0	12	0
8:40 AM	0	1	0	0	3	0	1	0	0	1	1	0	0	0	0	0	7	0
8:45 AM	0	2	1	1	4	0	0	1	0	0	3	0	1	0	0	0	12	1
8:50 AM	1	3	2	0	3	0	0	1	0	0	7	0	0	0	0	0	17	0
8:55 AM	0	3	0	1	7	0	0	0	1	0	1	0	1	0	2	0	13	3
HOURLY TOTALS	Southbound			Westbound			Northbound			Eastbound			Pedestrians By Approach				TOTAL	
7:00 AM	1	16	3	0	49	12	1	3	3	4	38	1	0	0	2	0	131	2
7:15 AM	1	18	5	2	51	9	2	8	3	4	52	1	0	0	3	0	156	3
7:30 AM	1	13	5	3	59	9	1	7	3	2	51	0	0	0	3	0	154	3
7:45 AM	2	13	4	5	57	6	3	7	3	2	46	1	0	0	3	0	149	3
8:00 AM	3	17	6	7	56	2	3	8	3	1	44	1	2	0	4	0	151	6

INTERSECTION: *N Vancouver Ave--/N Lombard Ave--*
 PROJECT ID#:
 QC JOB #: 10247126

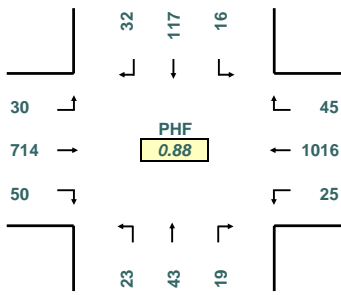
START TIME: 7:00 AM
 END TIME: 9:00 AM
 DATE: 4/11/2007



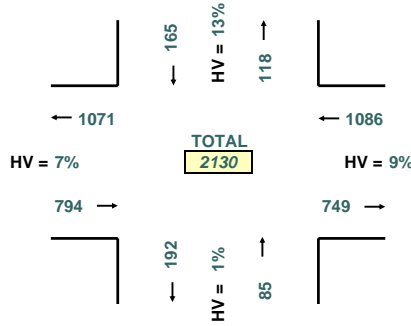
16285 SW 85th Avenue, Ste. 302
 Tigard, OR 97224
 Phone: 503-620-4242
 Fax: 503 620-4545

www.qualitycounts.net

PEAK HOUR TURNING MOVEMENTS



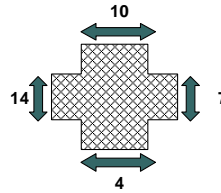
PEAK HOUR LINK VOLUMES



PEAK HOUR: 7:30 AM TO 8:30 AM

PEAK 15 MINUTES: 7:45 AM TO 8:00 AM

PEAK HOUR PED CROSSING VOLUMES



5-MINUTE COUNT PERIOD BEGINNING AT	<i>N Vancouver Ave-- (Southbound)</i>			<i>N Lombard Ave-- (Westbound)</i>			<i>N Vancouver Ave-- (Northbound)</i>			<i>N Lombard Ave-- (Eastbound)</i>			Crosswalk Usage (Peds By Approach)				TOTAL	
	Right	Thru	Left	Right	Thru	Left	Right	Thru	Left	Right	Thru	Left	North	East	South	West	Veh	Peds
7:00 AM	0	2	1	3	66	0	0	1	0	1	46	0	0	0	0	3	120	3
7:05 AM	2	5	2	3	72	0	1	2	0	1	32	1	1	0	1	2	121	4
7:10 AM	1	6	1	0	70	0	1	3	2	1	55	0	0	0	0	2	140	2
7:15 AM	0	7	1	2	98	0	2	2	2	0	53	1	0	0	0	2	168	2
7:20 AM	5	7	0	5	78	1	1	1	1	3	47	0	1	0	0	1	149	2
7:25 AM	2	5	3	3	76	3	2	2	0	1	48	1	0	1	0	3	146	4
7:30 AM	1	7	1	5	86	2	1	3	1	3	63	0	0	0	0	1	173	1
7:35 AM	5	6	2	6	86	3	1	2	2	2	55	4	1	1	1	1	174	4
7:40 AM	2	7	4	5	95	1	2	0	0	2	49	4	1	0	0	0	171	1
7:45 AM	4	5	1	4	98	6	2	4	2	5	64	2	2	4	2	0	197	8
7:50 AM	4	10	1	6	94	2	2	3	2	8	71	3	0	0	0	1	206	1
7:55 AM	1	9	1	3	99	1	0	4	3	11	67	2	0	0	0	0	201	0
8:00 AM	1	11	1	3	80	2	4	5	4	3	56	1	3	1	0	3	171	7
8:05 AM	2	15	0	3	74	1	1	2	3	3	47	3	0	0	0	0	154	0
8:10 AM	0	11	1	3	86	0	1	6	5	4	83	2	0	0	0	0	202	0
8:15 AM	5	8	2	1	70	3	2	5	0	2	56	6	1	0	0	3	160	4
8:20 AM	5	14	1	4	70	0	3	2	0	2	62	1	2	0	0	5	164	7
8:25 AM	2	14	1	2	78	4	0	7	1	5	41	2	0	1	1	0	157	2
8:30 AM	3	10	3	3	65	2	1	5	3	2	54	1	0	1	0	1	152	2
8:35 AM	2	3	3	9	73	3	4	5	4	1	51	3	0	0	0	0	161	0
8:40 AM	3	11	2	4	82	2	2	5	1	0	34	0	1	1	0	1	146	3
8:45 AM	3	8	1	7	72	5	1	4	1	2	56	1	0	0	0	1	161	1
8:50 AM	2	7	2	3	60	1	1	2	1	0	54	3	0	0	0	0	136	0
8:55 AM	4	10	2	3	57	1	0	2	3	3	52	2	2	2	0	1	139	5
HOURLY TOTALS	Southbound			Westbound			Northbound			Eastbound			Pedestrians By Approach				TOTAL	
7:00 AM	27	76	18	45	1018	19	15	27	15	38	650	18	6	6	4	16	1966	32
7:15 AM	27	100	16	48	1050	22	19	34	25	45	703	23	8	7	3	12	2112	30
7:30 AM	32	117	16	45	1016	25	19	43	23	50	714	30	10	7	4	14	2130	35
7:45 AM	32	121	17	45	969	26	22	53	28	46	686	26	9	8	3	14	2071	34
8:00 AM	32	122	19	45	867	24	20	50	26	27	646	25	9	6	1	15	1903	31

INTERSECTION: *N Vancouver Ave--/N Lombard Ave--*
 PROJECT ID#:
 QC JOB #: 10247126

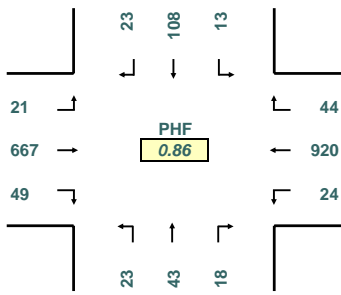
START TIME: 7:00 AM
 END TIME: 9:00 AM
 DATE: 4/11/2007



16285 SW 85th Avenue, Ste. 302
 Tigard, OR 97224
 Phone: 503-620-4242
 Fax: 503 620-4545

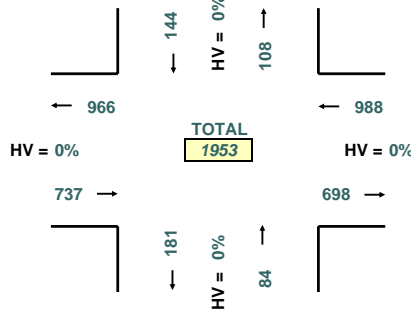
www.qualitycounts.net

PEAK HOUR TURNING MOVEMENTS



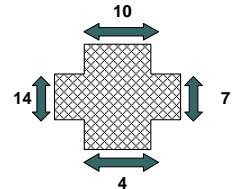
PEAK HOUR: 7:30 AM TO 8:30 AM

PEAK HOUR LINK VOLUMES



PEAK 15 MINUTES: 7:45 AM TO 8:00 AM

PEAK HOUR PED CROSSING VOLUMES



5-MINUTE COUNT PERIOD BEGINNING AT	<i>N Vancouver Ave-- (Southbound)</i>			<i>N Lombard Ave-- (Westbound)</i>			<i>N Vancouver Ave-- (Northbound)</i>			<i>N Lombard Ave-- (Eastbound)</i>			Crosswalk Usage (Peds By Approach)				TOTAL	
	Right	Thru	Left	Right	Thru	Left	Right	Thru	Left	Right	Thru	Left	North	East	South	West	Veh	Peds
7:00 AM	0	2	1	3	61	0	0	1	0	1	40	0	0	0	0	3	109	3
7:05 AM	2	5	0	3	63	0	1	2	0	1	29	1	1	0	1	2	107	4
7:10 AM	0	5	1	0	65	0	1	2	2	1	52	0	0	0	0	2	129	2
7:15 AM	0	7	1	2	84	0	2	2	2	0	50	1	0	0	0	2	151	2
7:20 AM	5	5	0	5	74	1	1	1	1	3	47	0	1	0	0	1	143	2
7:25 AM	2	5	3	3	64	3	2	2	0	1	42	1	0	1	0	3	128	4
7:30 AM	0	5	1	5	84	2	1	3	1	3	62	0	0	0	0	1	167	1
7:35 AM	5	6	2	6	76	3	1	2	2	2	51	3	1	1	1	1	159	4
7:40 AM	1	6	3	5	86	1	2	0	0	2	47	3	1	0	0	0	156	1
7:45 AM	3	5	1	4	92	6	2	4	2	5	59	2	2	4	2	0	185	8
7:50 AM	4	10	0	6	89	2	2	3	2	8	68	3	0	0	0	1	197	1
7:55 AM	1	8	1	3	91	1	0	4	3	11	61	1	0	0	0	0	185	0
8:00 AM	1	10	0	3	74	2	4	5	4	3	53	0	3	1	0	3	159	7
8:05 AM	2	13	0	2	57	1	1	2	3	3	43	1	0	0	0	0	128	0
8:10 AM	0	11	1	3	80	0	1	6	5	3	77	1	0	0	0	0	188	0
8:15 AM	2	8	2	1	61	2	1	5	0	2	52	4	1	0	0	3	140	4
8:20 AM	2	13	1	4	62	0	3	2	0	2	57	1	2	0	0	5	147	7
8:25 AM	2	13	1	2	68	4	0	7	1	5	37	2	0	1	1	0	142	2
8:30 AM	3	10	3	3	61	2	1	3	3	2	50	1	0	1	0	1	142	2
8:35 AM	2	2	1	8	68	3	3	5	4	1	45	2	0	0	0	0	144	0
8:40 AM	3	10	2	4	73	2	2	3	1	0	31	0	1	1	0	1	131	3
8:45 AM	2	8	1	7	69	5	1	3	1	2	50	1	0	0	0	1	150	1
8:50 AM	2	6	2	3	53	1	1	2	1	0	50	2	0	0	0	0	123	0
8:55 AM	4	10	2	3	50	1	0	2	3	3	44	2	2	2	0	1	124	5
HOURLY TOTALS	Southbound			Westbound			Northbound			Eastbound			Pedestrians By Approach				TOTAL	
7:00 AM	23	69	14	45	929	19	15	26	15	38	608	15	6	6	4	16	1816	32
7:15 AM	24	91	13	47	951	22	19	34	25	44	660	16	8	7	3	12	1946	30
7:30 AM	23	108	13	44	920	24	18	43	23	49	667	21	10	7	4	14	1953	35
7:45 AM	25	113	13	43	876	25	20	49	28	45	633	18	9	8	3	14	1888	34
8:00 AM	25	114	16	43	776	23	18	45	26	26	589	17	9	6	1	15	1718	31

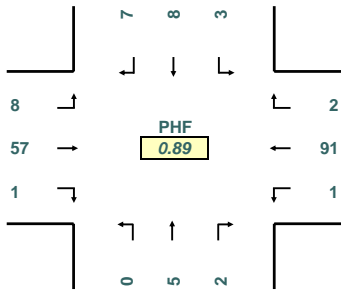
INTERSECTION: *N Vancouver Ave--/N Lombard Ave--*
 PROJECT ID#:
 QC JOB #: 10247126

START TIME: 7:00 AM
 END TIME: 9:00 AM
 DATE: 4/11/2007



16285 SW 85th Avenue, Ste. 302
 Tigard, OR 97224
 Phone: 503-620-4242
 Fax: 503 620-4545
 www.qualitycounts.net

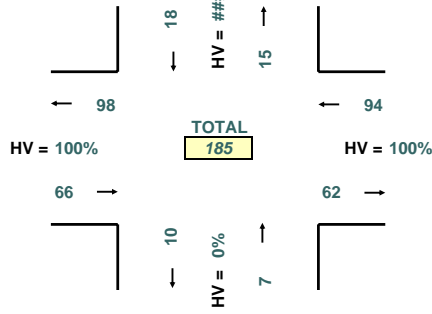
PEAK HOUR TURNING MOVEMENTS



PHF
0.89

PEAK HOUR: 8:00 AM TO 9:00 AM

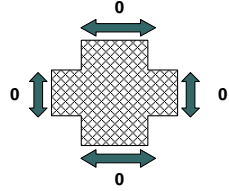
PEAK HOUR LINK VOLUMES



TOTAL
185

PEAK 15 MINUTES: 8:15 AM TO 8:30 AM

PEAK HOUR PED CROSSING VOLUMES



5-MINUTE COUNT PERIOD BEGINNING AT	N Vancouver Ave-- (Southbound)			N Lombard Ave-- (Westbound)			N Vancouver Ave-- (Northbound)			N Lombard Ave-- (Eastbound)			Crosswalk Usage (Peds By Approach)				TOTAL	
	Right	Thru	Left	Right	Thru	Left	Right	Thru	Left	Right	Thru	Left	North	East	South	West	Veh	Peds
7:00 AM	0	0	0	0	5	0	0	0	0	6	0	0	0	0	0	0	11	0
7:05 AM	0	0	2	0	9	0	0	0	0	3	0	0	0	0	0	0	14	0
7:10 AM	1	1	0	0	5	0	0	1	0	0	3	0	0	0	0	0	11	0
7:15 AM	0	0	0	0	14	0	0	0	0	0	3	0	0	0	0	0	17	0
7:20 AM	0	2	0	0	4	0	0	0	0	0	0	0	0	0	0	0	6	0
7:25 AM	0	0	0	0	12	0	0	0	0	6	0	0	0	0	0	0	18	0
7:30 AM	1	2	0	0	2	0	0	0	0	1	0	0	0	0	0	0	6	0
7:35 AM	0	0	0	0	10	0	0	0	0	4	1	0	0	0	0	0	15	0
7:40 AM	1	1	1	0	9	0	0	0	0	2	1	0	0	0	0	0	15	0
7:45 AM	1	0	0	0	6	0	0	0	0	5	0	0	0	0	0	0	12	0
7:50 AM	0	0	1	0	5	0	0	0	0	3	0	0	0	0	0	0	9	0
7:55 AM	0	1	0	0	8	0	0	0	0	6	1	0	0	0	0	0	16	0
8:00 AM	0	1	1	0	6	0	0	0	0	3	1	0	0	0	0	0	12	0
8:05 AM	0	2	0	1	17	0	0	0	0	4	2	0	0	0	0	0	26	0
8:10 AM	0	0	0	0	6	0	0	0	0	1	6	1	0	0	0	0	14	0
8:15 AM	3	0	0	0	9	1	1	0	0	0	4	2	0	0	0	0	20	0
8:20 AM	3	1	0	0	8	0	0	0	0	5	0	0	0	0	0	0	17	0
8:25 AM	0	1	0	0	10	0	0	0	0	4	0	0	0	0	0	0	15	0
8:30 AM	0	0	0	0	4	0	0	2	0	4	0	0	0	0	0	0	10	0
8:35 AM	0	1	2	1	5	0	1	0	0	6	1	0	0	0	0	0	17	0
8:40 AM	0	1	0	0	9	0	0	2	0	3	0	0	0	0	0	0	15	0
8:45 AM	1	0	0	0	3	0	0	1	0	6	0	0	0	0	0	0	11	0
8:50 AM	0	1	0	0	7	0	0	0	0	4	1	0	0	0	0	0	13	0
8:55 AM	0	0	0	0	7	0	0	0	0	8	0	0	0	0	0	0	15	0
HOURLY TOTALS	Southbound			Westbound			Northbound			Eastbound			Pedestrians By Approach				TOTAL	
7:00 AM	4	7	4	0	89	0	0	1	0	0	42	3	0	0	0	0	150	0
7:15 AM	3	9	3	1	99	0	0	0	0	1	43	7	0	0	0	0	166	0
7:30 AM	9	9	3	1	96	1	1	0	0	1	47	9	0	0	0	0	177	0
7:45 AM	7	8	4	2	93	1	2	4	0	1	53	8	0	0	0	0	183	0
8:00 AM	7	8	3	2	91	1	2	5	0	1	57	8	0	0	0	0	185	0

INTERSECTION: *NE MLK Jr Blvd--NE Lombard Ave--*
 PROJECT ID#:
 QC JOB #: 10247127

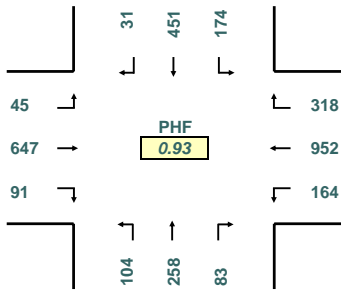
START TIME: 7:00 AM
 END TIME: 9:00 AM
 DATE: 4/11/2007



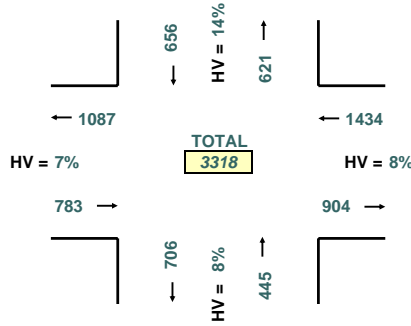
16285 SW 85th Avenue, Ste. 302
 Tigard, OR 97224
 Phone: 503-620-4242
 Fax: 503 620-4545

www.qualitycounts.net

PEAK HOUR TURNING MOVEMENTS



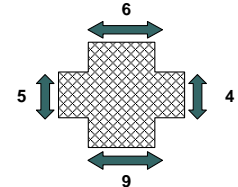
PEAK HOUR LINK VOLUMES



PEAK HOUR: 7:30 AM TO 8:30 AM

PEAK 15 MINUTES: 7:45 AM TO 8:00 AM

PEAK HOUR PED CROSSING VOLUMES



5-MINUTE COUNT PERIOD BEGINNING AT	NE MLK Jr Blvd-- (Southbound)			NE Lombard Ave-- (Westbound)			NE MLK Jr Blvd-- (Northbound)			NE Lombard Ave-- (Eastbound)			Crosswalk Usage (Peds By Approach)				TOTAL	
	Right	Thru	Left	Right	Thru	Left	Right	Thru	Left	Right	Thru	Left	North	East	South	West	Veh	Peds
7:00 AM	0	23	10	22	63	7	7	23	4	2	43	3	2	0	0	0	207	2
7:05 AM	0	27	14	31	75	9	6	14	5	2	27	6	0	0	0	0	216	0
7:10 AM	4	32	6	17	58	11	3	15	5	8	40	6	0	0	0	0	205	0
7:15 AM	2	32	14	28	90	10	5	23	5	6	49	0	0	0	0	3	264	3
7:20 AM	2	30	7	28	81	6	3	18	5	5	42	1	0	0	0	0	228	0
7:25 AM	2	26	8	17	81	13	3	16	3	4	45	7	0	0	1	0	225	1
7:30 AM	1	43	17	27	86	13	4	27	8	4	52	7	1	0	1	0	289	2
7:35 AM	1	37	9	26	88	15	10	20	11	8	68	4	0	2	2	0	297	4
7:40 AM	3	34	16	21	90	12	9	28	11	5	38	7	4	0	0	1	274	5
7:45 AM	1	39	13	39	94	23	10	19	7	7	61	0	0	1	1	2	313	4
7:50 AM	3	37	15	32	84	14	6	26	7	9	59	8	0	0	1	0	300	1
7:55 AM	1	20	12	35	99	14	8	18	9	6	60	0	0	0	1	0	282	1
8:00 AM	2	31	20	24	79	12	6	15	8	5	51	1	0	0	0	0	254	0
8:05 AM	5	46	15	26	56	8	6	21	7	9	50	3	0	1	0	1	252	2
8:10 AM	6	45	14	18	80	15	10	21	10	14	65	2	0	0	2	1	300	3
8:15 AM	2	38	11	20	61	9	2	18	9	8	47	7	0	0	0	0	232	0
8:20 AM	4	42	13	31	61	9	5	22	11	7	48	2	1	0	1	0	255	2
8:25 AM	2	39	19	19	74	20	7	23	6	9	48	4	0	0	0	0	270	0
8:30 AM	2	26	13	13	57	14	2	23	17	6	48	1	1	0	0	2	222	3
8:35 AM	5	22	16	18	67	9	16	21	13	6	48	6	2	0	1	2	247	5
8:40 AM	3	57	14	22	75	10	8	25	10	7	38	2	0	0	0	0	271	0
8:45 AM	1	36	18	10	67	13	7	24	14	6	43	4	0	0	0	2	243	2
8:50 AM	2	43	12	20	59	9	8	34	13	5	35	11	0	0	0	0	251	0
8:55 AM	4	25	8	20	46	5	7	23	8	8	40	6	0	0	0	0	200	0
HOURLY TOTALS	Southbound			Westbound			Northbound			Eastbound			Pedestrians By Approach				TOTAL	
7:00 AM	20	380	141	323	989	147	74	247	80	66	584	49	7	3	7	6	3100	23
7:15 AM	29	420	160	321	1008	155	80	252	91	82	640	40	5	4	9	8	3278	26
7:30 AM	31	451	174	318	952	164	83	258	104	91	647	45	6	4	9	5	3318	24
7:45 AM	36	442	175	297	887	157	86	252	114	93	623	36	4	2	7	8	3198	21
8:00 AM	38	450	173	241	782	133	84	270	126	90	561	49	4	1	4	8	2997	17

INTERSECTION: *NE MLK Jr Blvd--NE Lombard Ave--*
 PROJECT ID#:
 QC JOB #: 10247127

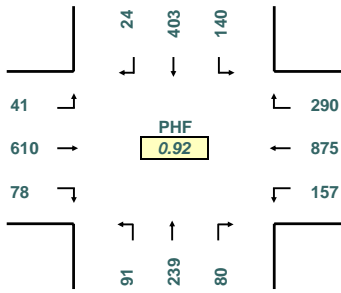
START TIME: 7:00 AM
 END TIME: 9:00 AM
 DATE: 4/11/2007



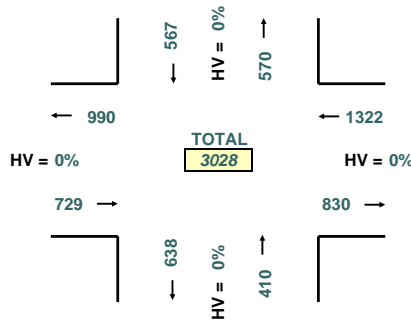
16285 SW 85th Avenue, Ste. 302
 Tigard, OR 97224
 Phone: 503-620-4242
 Fax: 503 620-4545

www.qualitycounts.net

PEAK HOUR TURNING MOVEMENTS



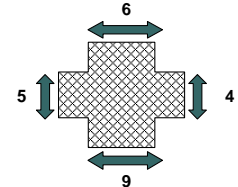
PEAK HOUR LINK VOLUMES



PEAK HOUR: 7:30 AM TO 8:30 AM

PEAK 15 MINUTES: 7:45 AM TO 8:00 AM

PEAK HOUR PED CROSSING VOLUMES



5-MINUTE COUNT PERIOD BEGINNING AT	NE MLK Jr Blvd-- (Southbound)			NE Lombard Ave-- (Westbound)			NE MLK Jr Blvd-- (Northbound)			NE Lombard Ave-- (Eastbound)			Crosswalk Usage (Peds By Approach)				TOTAL	
	Right	Thru	Left	Right	Thru	Left	Right	Thru	Left	Right	Thru	Left	North	East	South	West	Veh	Peds
7:00 AM	0	20	8	22	58	7	7	23	3	1	40	3	2	0	0	0	192	2
7:05 AM	0	25	12	29	69	9	6	13	3	1	23	5	0	0	0	0	195	0
7:10 AM	4	30	3	17	54	11	3	14	4	6	39	5	0	0	0	0	190	0
7:15 AM	1	30	12	27	79	10	5	21	4	5	49	0	0	0	3	243	3	
7:20 AM	2	28	7	25	77	5	3	16	4	4	42	1	0	0	0	214	0	
7:25 AM	2	21	6	12	71	13	3	16	2	1	44	7	0	0	1	198	1	
7:30 AM	1	39	14	25	84	13	4	25	7	4	50	6	1	0	1	272	2	
7:35 AM	1	36	7	26	77	15	9	18	9	6	66	3	0	2	2	273	4	
7:40 AM	3	31	12	17	84	12	9	26	11	5	35	6	4	0	0	251	5	
7:45 AM	1	34	12	37	90	22	10	19	6	6	57	0	0	1	1	294	4	
7:50 AM	3	32	12	27	80	12	6	25	6	8	55	8	0	0	1	274	1	
7:55 AM	0	19	7	31	92	14	8	16	8	5	58	0	0	0	1	258	1	
8:00 AM	2	26	16	23	72	12	6	14	7	4	47	1	0	0	0	230	0	
8:05 AM	1	42	12	26	48	7	6	19	6	9	49	3	0	1	0	228	2	
8:10 AM	6	36	10	15	74	13	8	20	10	10	59	2	0	0	2	263	3	
8:15 AM	2	35	10	20	52	8	2	16	7	7	45	7	0	0	0	211	0	
8:20 AM	3	37	11	29	57	9	5	21	9	6	45	2	1	0	1	234	2	
8:25 AM	1	36	17	14	65	20	7	20	5	8	44	3	0	0	0	240	0	
8:30 AM	1	22	11	12	53	14	2	21	15	5	47	1	1	0	0	204	3	
8:35 AM	5	21	11	14	63	6	15	19	11	4	40	5	2	0	1	214	5	
8:40 AM	3	50	12	19	69	9	7	23	10	6	35	2	0	0	0	245	0	
8:45 AM	1	27	13	10	65	13	6	22	14	5	37	4	0	0	0	217	2	
8:50 AM	2	38	6	18	52	8	6	30	10	3	33	11	0	0	0	217	0	
8:55 AM	4	22	7	16	43	5	7	19	5	7	34	6	0	0	0	175	0	
HOURLY TOTALS	Southbound			Westbound			Northbound			Eastbound			Pedestrians By Approach				TOTAL	
7:00 AM	18	345	112	295	915	143	73	232	67	52	558	44	7	3	7	6	2854	23
7:15 AM	23	374	127	291	928	148	77	235	80	67	611	37	5	4	9	8	2998	26
7:30 AM	24	403	140	290	875	157	80	239	91	78	610	41	6	4	9	5	3028	24
7:45 AM	28	390	141	267	815	146	82	233	100	78	581	34	4	2	7	8	2895	21
8:00 AM	31	392	136	216	713	124	77	244	109	74	515	47	4	1	4	8	2678	17

INTERSECTION: *NE MLK Jr Blvd--NE Lombard Ave--*
 PROJECT ID#:
 QC JOB #: 10247127

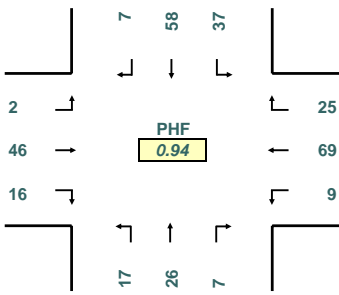
START TIME: 7:00 AM
 END TIME: 9:00 AM
 DATE: 4/11/2007



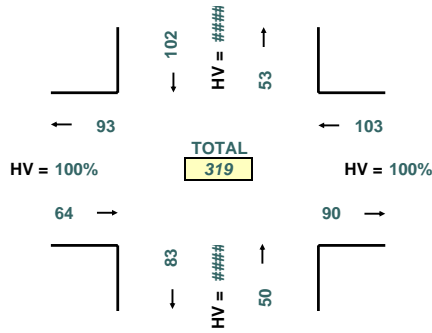
16285 SW 85th Avenue, Ste. 302
 Tigard, OR 97224
 Phone: 503-620-4242
 Fax: 503 620-4545

www.qualitycounts.net

PEAK HOUR TURNING MOVEMENTS



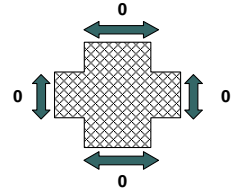
PEAK HOUR LINK VOLUMES



PEAK HOUR: 8:00 AM TO 9:00 AM

PEAK 15 MINUTES: 8:45 AM TO 9:00 AM

PEAK HOUR PED CROSSING VOLUMES



5-MINUTE COUNT PERIOD BEGINNING AT	NE MLK Jr Blvd-- (Southbound)			NE Lombard Ave-- (Westbound)			NE MLK Jr Blvd-- (Northbound)			NE Lombard Ave-- (Eastbound)			Crosswalk Usage (Peds By Approach)				TOTAL	
	Right	Thru	Left	Right	Thru	Left	Right	Thru	Left	Right	Thru	Left	North	East	South	West	Veh	Peds
7:00 AM	0	3	2	0	5	0	0	0	1	1	3	0	0	0	0	0	15	0
7:05 AM	0	2	2	2	6	0	0	1	2	1	4	1	0	0	0	0	21	0
7:10 AM	0	2	3	0	4	0	0	1	1	2	1	1	0	0	0	0	15	0
7:15 AM	1	2	2	1	11	0	0	2	1	1	0	0	0	0	0	0	21	0
7:20 AM	0	2	0	3	4	1	0	2	1	1	0	0	0	0	0	0	14	0
7:25 AM	0	5	2	5	10	0	0	0	1	3	1	0	0	0	0	0	27	0
7:30 AM	0	4	3	2	2	0	0	2	1	0	2	1	0	0	0	0	17	0
7:35 AM	0	1	2	0	11	0	1	2	2	2	2	1	0	0	0	0	24	0
7:40 AM	0	3	4	4	6	0	0	2	0	0	3	1	0	0	0	0	23	0
7:45 AM	0	5	1	2	4	1	0	0	1	1	4	0	0	0	0	0	19	0
7:50 AM	0	5	3	5	4	2	0	1	1	1	4	0	0	0	0	0	26	0
7:55 AM	1	1	5	4	7	0	0	2	1	1	2	0	0	0	0	0	24	0
8:00 AM	0	5	4	1	7	0	0	1	1	1	4	0	0	0	0	0	24	0
8:05 AM	4	4	3	0	8	1	0	2	1	0	1	0	0	0	0	0	24	0
8:10 AM	0	9	4	3	6	2	2	1	0	4	6	0	0	0	0	0	37	0
8:15 AM	0	3	1	0	9	1	0	2	2	1	2	0	0	0	0	0	21	0
8:20 AM	1	5	2	2	4	0	0	1	2	1	3	0	0	0	0	0	21	0
8:25 AM	1	3	2	5	9	0	0	3	1	1	4	1	0	0	0	0	30	0
8:30 AM	1	4	2	1	4	0	0	2	2	1	1	0	0	0	0	0	18	0
8:35 AM	0	1	5	4	4	3	1	2	2	2	8	1	0	0	0	0	33	0
8:40 AM	0	7	2	3	6	1	1	2	0	1	3	0	0	0	0	0	26	0
8:45 AM	0	9	5	0	2	0	1	2	0	1	6	0	0	0	0	0	26	0
8:50 AM	0	5	6	2	7	1	2	4	3	2	2	0	0	0	0	0	34	0
8:55 AM	0	3	1	4	3	0	0	4	3	1	6	0	0	0	0	0	25	0
HOURLY TOTALS	Southbound			Westbound			Northbound			Eastbound			Pedestrians By Approach				TOTAL	
7:00 AM	2	35	29	28	74	4	1	15	13	14	26	5	0	0	0	0	246	0
7:15 AM	6	46	33	30	80	7	3	17	11	15	29	3	0	0	0	0	280	0
7:30 AM	7	48	34	28	77	7	3	19	13	13	37	4	0	0	0	0	290	0
7:45 AM	8	52	34	30	72	11	4	19	14	15	42	2	0	0	0	0	303	0
8:00 AM	7	58	37	25	69	9	7	26	17	16	46	2	0	0	0	0	319	0

INTERSECTION: *N Denver Ave--N Interstate Ave--*
 PROJECT ID#:
 QC JOB #: 10247128

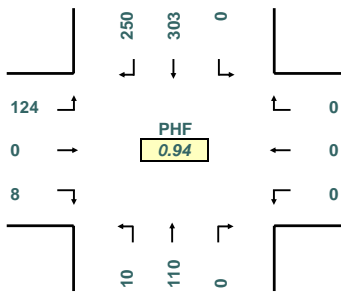
START TIME: 7:00 AM
 END TIME: 9:00 AM
 DATE: 4/11/2007



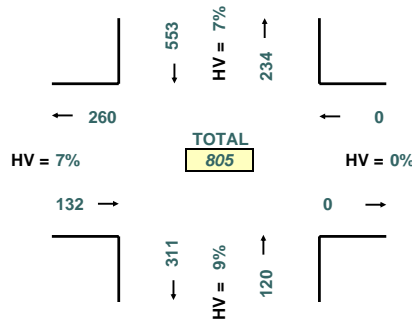
16285 SW 85th Avenue, Ste. 302
 Tigard, OR 97224
 Phone: 503-620-4242
 Fax: 503 620-4545

www.qualitycounts.net

PEAK HOUR TURNING MOVEMENTS



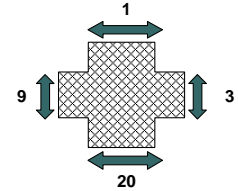
PEAK HOUR LINK VOLUMES



PEAK HOUR: 8:00 AM TO 9:00 AM

PEAK 15 MINUTES: 8:45 AM TO 9:00 AM

PEAK HOUR PED CROSSING VOLUMES



5-MINUTE COUNT PERIOD BEGINNING AT	N Denver Ave-- (Southbound)			N Interstate Ave-- (Westbound)			N Denver Ave-- (Northbound)			N Interstate Ave-- (Eastbound)			Crosswalk Usage (Peds By Approach)				TOTAL	
	Right	Thru	Left	Right	Thru	Left	Right	Thru	Left	Right	Thru	Left	North	East	South	West	Veh	Peds
7:00 AM	15	32	0	0	0	0	0	6	0	0	0	4	1	1	2	0	57	4
7:05 AM	13	26	0	0	0	0	0	7	0	0	0	6	1	0	0	1	52	2
7:10 AM	21	29	0	0	0	0	0	11	0	1	0	6	0	0	5	1	68	6
7:15 AM	12	31	0	0	0	0	0	7	1	0	0	6	1	0	0	2	57	3
7:20 AM	23	27	0	0	0	0	0	6	2	0	0	4	0	0	3	2	62	5
7:25 AM	18	19	0	0	0	0	0	13	0	1	0	11	0	0	1	0	62	1
7:30 AM	15	35	0	0	0	0	0	12	0	0	0	15	0	0	4	2	77	6
7:35 AM	18	20	0	0	0	0	0	5	1	1	0	11	0	0	0	0	56	0
7:40 AM	20	27	0	0	0	0	0	5	0	0	0	8	0	0	3	0	60	3
7:45 AM	18	29	0	0	0	0	0	9	0	1	0	11	0	0	1	1	68	2
7:50 AM	22	24	0	0	0	0	0	10	2	1	0	8	0	0	3	0	67	3
7:55 AM	23	34	0	0	0	0	0	7	0	0	0	10	2	0	3	0	74	5
8:00 AM	23	26	0	0	0	0	0	8	0	0	0	16	0	1	0	1	73	2
8:05 AM	16	17	0	0	0	0	0	9	1	1	0	13	0	0	1	1	57	2
8:10 AM	17	18	0	0	0	0	0	7	0	0	0	12	0	0	1	0	54	1
8:15 AM	19	34	0	0	0	0	0	10	0	1	0	6	1	0	6	0	70	7
8:20 AM	22	28	0	0	0	0	0	4	3	1	0	11	0	0	1	1	69	2
8:25 AM	20	30	0	0	0	0	0	8	2	1	0	11	0	0	1	1	72	2
8:30 AM	24	19	0	0	0	0	0	12	0	1	0	2	0	1	4	4	58	9
8:35 AM	14	21	0	0	0	0	0	14	1	1	0	12	0	0	0	0	63	0
8:40 AM	24	29	0	0	0	0	0	8	3	0	0	11	0	0	2	0	75	2
8:45 AM	23	24	0	0	0	0	0	9	0	2	0	6	0	1	1	1	64	3
8:50 AM	29	30	0	0	0	0	0	13	0	0	0	13	0	0	1	0	85	1
8:55 AM	19	27	0	0	0	0	0	8	0	0	0	11	0	0	2	0	65	2
HOURLY TOTALS	Southbound			Westbound			Northbound			Eastbound			Pedestrians By Approach				TOTAL	
7:00 AM	218	333	0	0	0	0	0	98	6	5	0	100	5	1	25	9	760	40
7:15 AM	225	307	0	0	0	0	0	98	7	5	0	125	3	1	20	9	767	33
7:30 AM	233	322	0	0	0	0	0	94	9	7	0	132	3	1	24	7	797	35
7:45 AM	242	309	0	0	0	0	0	106	12	8	0	123	3	2	23	9	800	37
8:00 AM	250	303	0	0	0	0	0	110	10	8	0	124	1	3	20	9	805	33

INTERSECTION: *N Denver Ave--N Interstate Ave--*
 PROJECT ID#:
 QC JOB #: 10247128

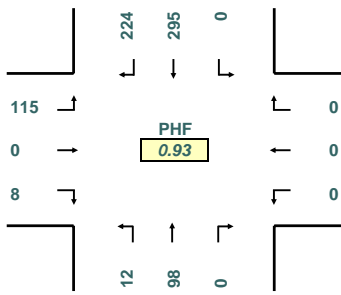
START TIME: 7:00 AM
 END TIME: 9:00 AM
 DATE: 4/11/2007



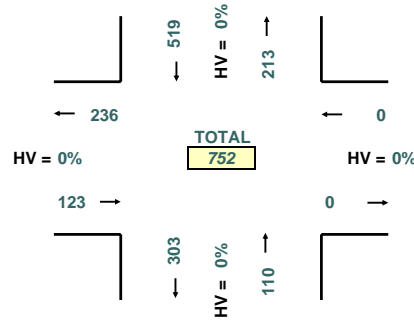
16285 SW 85th Avenue, Ste. 302
 Tigard, OR 97224
 Phone: 503-620-4242
 Fax: 503 620-4545

www.qualitycounts.net

PEAK HOUR TURNING MOVEMENTS



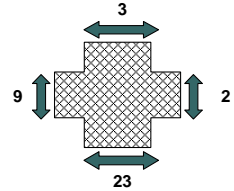
PEAK HOUR LINK VOLUMES



PEAK HOUR: 7:45 AM TO 8:45 AM

PEAK 15 MINUTES: 7:45 AM TO 8:00 AM

PEAK HOUR PED CROSSING VOLUMES



5-MINUTE COUNT PERIOD BEGINNING AT	N Denver Ave-- (Southbound)			N Interstate Ave-- (Westbound)			N Denver Ave-- (Northbound)			N Interstate Ave-- (Eastbound)			Crosswalk Usage (Peds By Approach)				TOTAL	
	Right	Thru	Left	Right	Thru	Left	Right	Thru	Left	Right	Thru	Left	North	East	South	West	Veh	Peds
7:00 AM	14	32	0	0	0	0	0	6	0	0	0	4	0	1	2	0	56	3
7:05 AM	11	25	0	0	0	0	0	7	0	0	0	5	1	0	0	1	48	2
7:10 AM	20	28	0	0	0	0	0	11	0	1	0	5	0	0	5	1	65	6
7:15 AM	11	28	0	0	0	0	0	5	1	0	0	6	1	0	0	2	51	3
7:20 AM	23	26	0	0	0	0	0	6	2	0	0	4	0	0	3	2	61	5
7:25 AM	14	18	0	0	0	0	0	12	0	0	0	9	0	0	1	0	53	1
7:30 AM	13	33	0	0	0	0	0	11	0	0	0	14	0	0	4	2	71	6
7:35 AM	15	18	0	0	0	0	0	4	1	1	0	11	0	0	0	0	50	0
7:40 AM	19	26	0	0	0	0	0	5	0	0	0	7	0	0	3	0	57	3
7:45 AM	17	28	0	0	0	0	0	9	0	1	0	11	0	0	1	1	66	2
7:50 AM	22	23	0	0	0	0	0	9	2	1	0	8	0	0	3	0	65	3
7:55 AM	23	33	0	0	0	0	0	7	0	0	0	9	2	0	3	0	72	5
8:00 AM	20	25	0	0	0	0	0	8	0	0	0	16	0	1	0	1	69	2
8:05 AM	16	15	0	0	0	0	0	8	1	1	0	13	0	0	1	1	54	2
8:10 AM	15	16	0	0	0	0	0	5	0	0	0	11	0	0	1	0	47	1
8:15 AM	18	34	0	0	0	0	0	9	0	1	0	5	1	0	6	0	67	7
8:20 AM	19	28	0	0	0	0	0	3	3	1	0	10	0	0	1	1	64	2
8:25 AM	19	30	0	0	0	0	0	8	2	1	0	9	0	0	1	1	69	2
8:30 AM	22	19	0	0	0	0	0	11	0	1	0	1	0	1	4	4	54	9
8:35 AM	13	18	0	0	0	0	0	13	1	1	0	12	0	0	0	0	58	0
8:40 AM	20	26	0	0	0	0	0	8	3	0	0	10	0	0	2	0	67	2
8:45 AM	20	20	0	0	0	0	0	7	0	2	0	5	0	1	1	1	54	3
8:50 AM	29	27	0	0	0	0	0	12	0	0	0	12	0	0	1	0	80	1
8:55 AM	18	26	0	0	0	0	0	7	0	0	0	11	0	0	2	0	62	2
HOURLY TOTALS	Southbound			Westbound			Northbound			Eastbound			Pedestrians By Approach				TOTAL	
7:00 AM	202	318	0	0	0	0	0	92	6	4	0	93	4	1	25	9	715	39
7:15 AM	208	289	0	0	0	0	0	89	7	4	0	119	3	1	20	9	716	33
7:30 AM	216	309	0	0	0	0	0	86	9	7	0	124	3	1	24	7	751	35
7:45 AM	224	295	0	0	0	0	0	98	12	8	0	115	3	2	23	9	752	37
8:00 AM	229	284	0	0	0	0	0	99	10	8	0	115	1	3	20	9	745	33

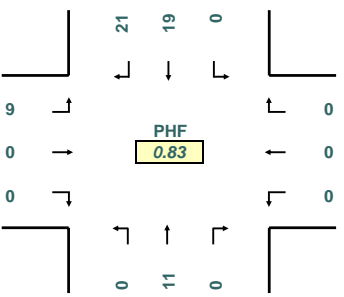
INTERSECTION: *N Denver Ave--/N Interstate Ave--*
 PROJECT ID#:
 QC JOB #: 10247128

START TIME: 7:00 AM
 END TIME: 9:00 AM
 DATE: 4/11/2007

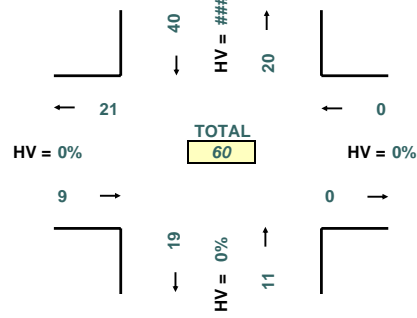


16285 SW 85th Avenue, Ste. 302
 Tigard, OR 97224
 Phone: 503-620-4242
 Fax: 503 620-4545
 www.qualitycounts.net

PEAK HOUR TURNING MOVEMENTS



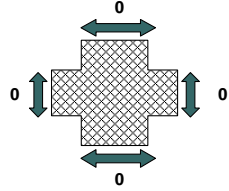
PEAK HOUR LINK VOLUMES



PEAK HOUR: 8:00 AM TO 9:00 AM

PEAK 15 MINUTES: 8:45 AM TO 9:00 AM

PEAK HOUR PED CROSSING VOLUMES



5-MINUTE COUNT PERIOD BEGINNING AT	<i>N Denver Ave-- (Southbound)</i>			<i>N Interstate Ave-- (Westbound)</i>			<i>N Denver Ave-- (Northbound)</i>			<i>N Interstate Ave-- (Eastbound)</i>			Crosswalk Usage (Peds By Approach)				TOTAL	
	Right	Thru	Left	Right	Thru	Left	Right	Thru	Left	Right	Thru	Left	North	East	South	West	Veh	Peds
7:00 AM	1	0	0	0	0	0	0	0	0	0	0	0	1	0	0	0	1	1
7:05 AM	2	1	0	0	0	0	0	0	0	0	0	1	0	0	0	0	4	0
7:10 AM	1	1	0	0	0	0	0	0	0	0	0	1	0	0	0	0	3	0
7:15 AM	1	3	0	0	0	0	0	0	2	0	0	0	0	0	0	0	6	0
7:20 AM	0	1	0	0	0	0	0	0	0	0	0	0	0	0	0	0	1	0
7:25 AM	4	1	0	0	0	0	0	0	1	0	1	2	0	0	0	0	9	0
7:30 AM	2	2	0	0	0	0	0	0	1	0	0	1	0	0	0	0	6	0
7:35 AM	3	2	0	0	0	0	0	0	1	0	0	0	0	0	0	0	6	0
7:40 AM	1	1	0	0	0	0	0	0	0	0	1	0	0	0	0	0	3	0
7:45 AM	1	1	0	0	0	0	0	0	0	0	0	0	0	0	0	0	2	0
7:50 AM	0	1	0	0	0	0	0	0	1	0	0	0	0	0	0	0	2	0
7:55 AM	0	1	0	0	0	0	0	0	0	0	1	0	0	0	0	0	2	0
8:00 AM	3	1	0	0	0	0	0	0	0	0	0	0	0	0	0	0	4	0
8:05 AM	0	2	0	0	0	0	0	0	1	0	0	0	0	0	0	0	3	0
8:10 AM	2	2	0	0	0	0	0	0	2	0	0	1	0	0	0	0	7	0
8:15 AM	1	0	0	0	0	0	0	0	1	0	0	1	0	0	0	0	3	0
8:20 AM	3	0	0	0	0	0	0	0	1	0	0	1	0	0	0	0	5	0
8:25 AM	1	0	0	0	0	0	0	0	0	0	2	0	0	0	0	0	3	0
8:30 AM	2	0	0	0	0	0	0	0	1	0	0	1	0	0	0	0	4	0
8:35 AM	1	3	0	0	0	0	0	0	1	0	0	0	0	0	0	0	5	0
8:40 AM	4	3	0	0	0	0	0	0	0	0	1	0	0	0	0	0	8	0
8:45 AM	3	4	0	0	0	0	0	0	2	0	0	1	0	0	0	0	10	0
8:50 AM	0	3	0	0	0	0	0	0	1	0	0	1	0	0	0	0	5	0
8:55 AM	1	1	0	0	0	0	0	0	1	0	0	0	0	0	0	0	3	0
HOURLY TOTALS	Southbound			Westbound			Northbound			Eastbound			Pedestrians By Approach				TOTAL	
7:00 AM	16	15	0	0	0	0	0	6	0	1	0	7	1	0	0	0	45	1
7:15 AM	17	18	0	0	0	0	0	9	0	1	0	6	0	0	0	0	51	0
7:30 AM	17	13	0	0	0	0	0	8	0	0	0	8	0	0	0	0	46	0
7:45 AM	18	14	0	0	0	0	0	8	0	0	0	8	0	0	0	0	48	0
8:00 AM	21	19	0	0	0	0	0	11	0	0	0	9	0	0	0	0	60	0

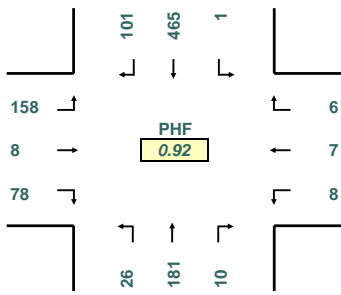
INTERSECTION: *N Interstate Ave--N Argyle St--*
 PROJECT ID#:
 QC JOB #: 10247129

START TIME: 7:00 AM
 END TIME: 9:00 AM
 DATE: 4/11/2007

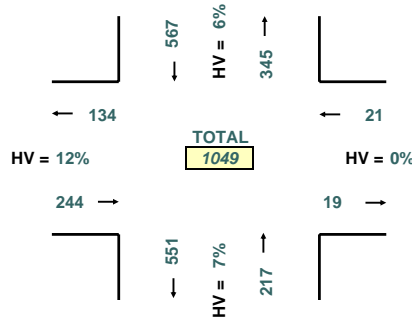


QUALITY COUNTS
 16285 SW 85th Avenue, Ste. 302
 Tigard, OR 97224
 Phone: 503-620-4242
 Fax: 503 620-4545
 www.qualitycounts.net

PEAK HOUR TURNING MOVEMENTS



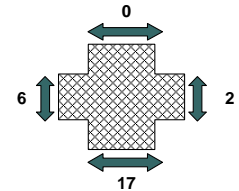
PEAK HOUR LINK VOLUMES



PEAK HOUR: 7:30 AM TO 8:30 AM

PEAK 15 MINUTES: 7:45 AM TO 8:00 AM

PEAK HOUR PED CROSSING VOLUMES



5-MINUTE COUNT PERIOD BEGINNING AT	<i>N Interstate Ave-- (Southbound)</i>			<i>N Argyle St-- (Westbound)</i>			<i>N Interstate Ave-- (Northbound)</i>			<i>N Argyle St-- (Eastbound)</i>			Crosswalk Usage (Peds By Approach)				TOTAL	
	Right	Thru	Left	Right	Thru	Left	Right	Thru	Left	Right	Thru	Left	North	East	South	West	Veh	Peds
7:00 AM	11	40	0	0	0	1	1	8	0	8	0	9	0	0	1	2	78	3
7:05 AM	4	31	0	1	0	0	0	12	3	11	0	10	0	0	0	0	72	0
7:10 AM	14	47	0	0	0	1	0	12	2	2	1	11	0	0	2	1	90	3
7:15 AM	5	36	0	1	0	0	2	13	3	9	1	12	0	0	2	0	82	2
7:20 AM	8	41	0	0	2	0	1	6	1	2	0	9	0	0	0	0	70	0
7:25 AM	10	37	0	0	1	0	0	20	3	4	0	12	0	1	2	0	87	3
7:30 AM	6	42	0	0	0	0	1	16	8	10	1	15	0	0	2	0	99	2
7:35 AM	11	32	0	1	0	0	0	18	1	4	1	13	0	0	1	0	81	1
7:40 AM	7	37	1	0	0	1	0	11	1	6	1	15	0	0	1	0	80	1
7:45 AM	15	42	0	0	0	0	0	15	2	10	2	10	0	0	2	1	96	3
7:50 AM	12	38	0	2	1	0	2	13	1	6	0	17	0	0	1	0	92	1
7:55 AM	3	47	0	1	0	1	0	20	1	7	0	16	0	0	1	2	96	3
8:00 AM	8	42	0	1	2	1	0	22	2	7	1	10	0	0	2	1	96	3
8:05 AM	9	25	0	1	1	1	1	12	2	7	1	15	0	1	1	0	75	2
8:10 AM	7	28	0	0	0	1	2	13	2	4	0	11	0	0	1	0	68	1
8:15 AM	8	47	0	0	1	0	1	15	2	7	0	13	0	0	4	2	94	6
8:20 AM	8	45	0	0	1	2	2	14	2	3	0	7	0	1	1	0	84	2
8:25 AM	7	40	0	0	1	1	1	12	2	7	1	16	0	0	0	0	88	0
8:30 AM	6	38	0	1	1	0	1	16	2	4	0	6	0	2	2	0	75	4
8:35 AM	9	29	0	1	0	0	0	21	4	7	2	10	0	0	0	0	83	0
8:40 AM	9	50	0	0	0	2	1	13	4	7	0	14	0	0	0	0	100	0
8:45 AM	6	37	0	0	1	0	0	11	3	4	0	13	0	1	0	0	75	1
8:50 AM	10	51	0	0	1	2	0	25	2	8	1	9	0	0	1	0	109	1
8:55 AM	7	43	0	0	1	0	1	14	1	4	0	7	0	0	0	0	78	0
HOURLY TOTALS	Southbound			Westbound			Northbound			Eastbound			Pedestrians By Approach				TOTAL	
7:00 AM	106	470	1	6	4	4	7	164	26	79	7	149	0	1	15	6	1023	22
7:15 AM	101	447	1	7	7	5	9	179	27	76	8	155	0	2	16	4	1022	22
7:30 AM	101	465	1	6	7	8	10	181	26	78	8	158	0	2	17	6	1049	25
7:45 AM	101	471	0	7	8	9	11	186	26	76	7	145	0	4	15	6	1047	25
8:00 AM	94	475	0	4	10	10	10	188	28	69	6	131	0	5	12	3	1025	20

INTERSECTION: *N Interstate Ave--N Argyle St--*
 PROJECT ID#:
 QC JOB #: 10247129

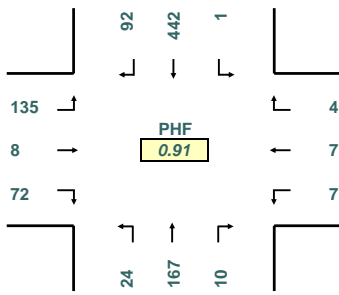
START TIME: 7:00 AM
 END TIME: 9:00 AM
 DATE: 4/11/2007



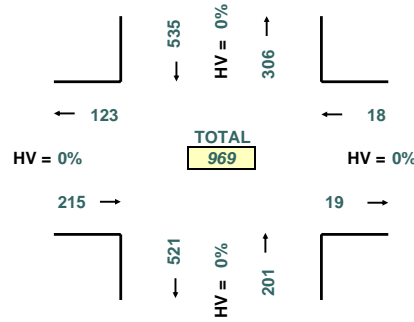
16285 SW 85th Avenue, Ste. 302
 Tigard, OR 97224
 Phone: 503-620-4242
 Fax: 503 620-4545

www.qualitycounts.net

PEAK HOUR TURNING MOVEMENTS



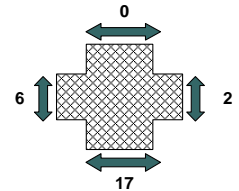
PEAK HOUR LINK VOLUMES



PEAK HOUR: 7:30 AM TO 8:30 AM

PEAK 15 MINUTES: 7:45 AM TO 8:00 AM

PEAK HOUR PED CROSSING VOLUMES



5-MINUTE COUNT PERIOD BEGINNING AT	<i>N Interstate Ave-- (Southbound)</i>			<i>N Argyle St-- (Westbound)</i>			<i>N Interstate Ave-- (Northbound)</i>			<i>N Argyle St-- (Eastbound)</i>			Crosswalk Usage (Peds By Approach)				TOTAL	
	Right	Thru	Left	Right	Thru	Left	Right	Thru	Left	Right	Thru	Left	North	East	South	West	Veh	Peds
7:00 AM	11	39	0	0	0	1	1	8	0	8	0	7	0	0	1	2	75	3
7:05 AM	4	28	0	0	0	0	0	11	3	9	0	8	0	0	0	0	63	0
7:10 AM	14	45	0	0	0	1	0	11	2	2	1	11	0	0	2	1	87	3
7:15 AM	5	32	0	0	0	0	2	11	3	9	1	11	0	0	2	0	74	2
7:20 AM	6	40	0	0	2	0	1	6	1	2	0	9	0	0	0	0	67	0
7:25 AM	9	33	0	0	1	0	0	18	3	3	0	11	0	1	2	0	78	3
7:30 AM	6	39	0	0	0	0	1	14	8	9	1	12	0	0	2	0	90	2
7:35 AM	11	30	0	1	0	0	0	17	1	2	1	11	0	0	1	0	74	1
7:40 AM	6	36	1	0	0	1	0	10	1	6	1	13	0	0	1	0	75	1
7:45 AM	15	39	0	0	0	0	0	15	2	9	2	10	0	0	2	1	92	3
7:50 AM	11	37	0	1	1	0	2	12	1	6	0	16	0	0	1	0	87	1
7:55 AM	3	46	0	1	0	1	0	19	1	7	0	10	0	0	1	2	88	3
8:00 AM	7	38	0	1	2	1	0	22	2	7	1	10	0	0	2	1	91	3
8:05 AM	5	24	0	0	1	1	1	12	2	6	1	15	0	1	1	0	68	2
8:10 AM	7	26	0	0	0	0	2	11	1	3	0	8	0	0	1	0	58	1
8:15 AM	7	46	0	0	1	0	1	13	1	7	0	10	0	0	4	2	86	6
8:20 AM	7	42	0	0	1	2	2	12	2	3	0	6	0	1	1	0	77	2
8:25 AM	7	39	0	0	1	1	1	10	2	7	1	14	0	0	0	0	83	0
8:30 AM	6	36	0	0	0	0	1	13	2	4	0	5	0	2	2	0	67	4
8:35 AM	9	26	0	0	0	0	0	20	4	7	2	7	0	0	0	0	75	0
8:40 AM	8	44	0	0	0	2	1	13	4	6	0	12	0	0	0	0	90	0
8:45 AM	6	31	0	0	1	0	0	9	3	4	0	13	0	1	0	0	67	1
8:50 AM	9	46	0	0	1	2	0	21	1	8	1	8	0	0	1	0	97	1
8:55 AM	5	41	0	0	1	0	1	13	1	3	0	3	0	0	0	0	68	0
HOURLY TOTALS	Southbound			Westbound			Northbound			Eastbound			Pedestrians By Approach				TOTAL	
7:00 AM	101	444	1	3	4	4	7	152	26	72	7	129	0	1	15	6	950	22
7:15 AM	91	420	1	4	7	4	9	167	26	69	8	136	0	2	16	4	942	22
7:30 AM	92	442	1	4	7	7	10	167	24	72	8	135	0	2	17	6	969	25
7:45 AM	92	443	0	3	7	8	11	172	24	72	7	123	0	4	15	6	962	25
8:00 AM	83	439	0	1	9	9	10	169	25	65	6	111	0	5	12	3	927	20

INTERSECTION: *N Interstate Ave--N Argyle St--*
 PROJECT ID#:
 QC JOB #: 10247129

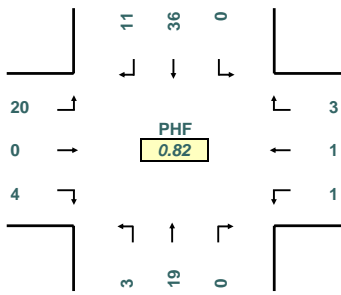
START TIME: 7:00 AM
 END TIME: 9:00 AM
 DATE: 4/11/2007



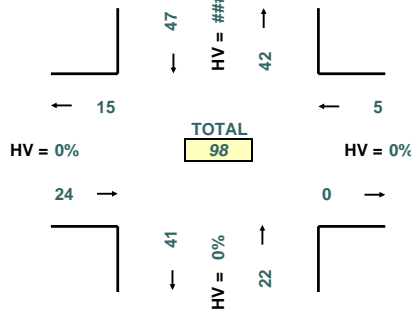
16285 SW 85th Avenue, Ste. 302
 Tigard, OR 97224
 Phone: 503-620-4242
 Fax: 503 620-4545

www.qualitycounts.net

PEAK HOUR TURNING MOVEMENTS



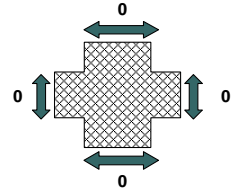
PEAK HOUR LINK VOLUMES



PEAK HOUR: 8:00 AM TO 9:00 AM

PEAK 15 MINUTES: 8:45 AM TO 9:00 AM

PEAK HOUR PED CROSSING VOLUMES



5-MINUTE COUNT PERIOD BEGINNING AT	<i>N Interstate Ave-- (Southbound)</i>			<i>N Argyle St-- (Westbound)</i>			<i>N Interstate Ave-- (Northbound)</i>			<i>N Argyle St-- (Eastbound)</i>			Crosswalk Usage (Peds By Approach)				TOTAL	
	Right	Thru	Left	Right	Thru	Left	Right	Thru	Left	Right	Thru	Left	North	East	South	West	Veh	Peds
7:00 AM	0	1	0	0	0	0	0	0	0	2	0	0	0	0	0	0	3	0
7:05 AM	0	3	0	1	0	0	0	1	0	2	0	2	0	0	0	0	9	0
7:10 AM	0	2	0	0	0	0	0	1	0	0	0	0	0	0	0	0	3	0
7:15 AM	0	4	0	1	0	0	0	2	0	0	0	1	0	0	0	0	8	0
7:20 AM	2	1	0	0	0	0	0	0	0	0	0	0	0	0	0	0	3	0
7:25 AM	1	4	0	0	0	0	0	2	0	1	0	1	0	0	0	0	9	0
7:30 AM	0	3	0	0	0	0	0	2	0	1	0	3	0	0	0	0	9	0
7:35 AM	0	2	0	0	0	0	0	1	0	2	0	2	0	0	0	0	7	0
7:40 AM	1	1	0	0	0	0	0	1	0	0	0	2	0	0	0	0	5	0
7:45 AM	0	3	0	0	0	0	0	0	0	1	0	0	0	0	0	0	4	0
7:50 AM	1	1	0	1	0	0	0	1	0	0	0	1	0	0	0	0	5	0
7:55 AM	0	1	0	0	0	0	0	1	0	0	0	6	0	0	0	0	8	0
8:00 AM	1	4	0	0	0	0	0	0	0	0	0	0	0	0	0	0	5	0
8:05 AM	4	1	0	1	0	0	0	0	0	1	0	0	0	0	0	0	7	0
8:10 AM	0	2	0	0	0	1	0	2	1	1	0	3	0	0	0	0	10	0
8:15 AM	1	1	0	0	0	0	0	2	1	0	0	3	0	0	0	0	8	0
8:20 AM	1	3	0	0	0	0	0	2	0	0	0	1	0	0	0	0	7	0
8:25 AM	0	1	0	0	0	0	0	2	0	0	0	2	0	0	0	0	5	0
8:30 AM	0	2	0	1	1	0	0	3	0	0	0	1	0	0	0	0	8	0
8:35 AM	0	3	0	1	0	0	0	1	0	0	0	3	0	0	0	0	8	0
8:40 AM	1	6	0	0	0	0	0	0	0	1	0	2	0	0	0	0	10	0
8:45 AM	0	6	0	0	0	0	0	2	0	0	0	0	0	0	0	0	8	0
8:50 AM	1	5	0	0	0	0	0	4	1	0	0	1	0	0	0	0	12	0
8:55 AM	2	2	0	0	0	0	0	1	0	1	0	4	0	0	0	0	10	0
HOURLY TOTALS	Southbound			Westbound			Northbound			Eastbound			Pedestrians By Approach				TOTAL	
7:00 AM	5	26	0	3	0	0	0	12	0	7	0	20	0	0	0	0	73	0
7:15 AM	10	27	0	3	0	1	0	12	1	7	0	19	0	0	0	0	80	0
7:30 AM	9	23	0	2	0	1	0	14	2	6	0	23	0	0	0	0	80	0
7:45 AM	9	28	0	4	1	1	0	14	2	4	0	22	0	0	0	0	85	0
8:00 AM	11	36	0	3	1	1	0	19	3	4	0	20	0	0	0	0	98	0

INTERSECTION: *N Delaware Ave--N Columbia Blvd--*
 PROJECT ID#:
 QC JOB #: 10247130

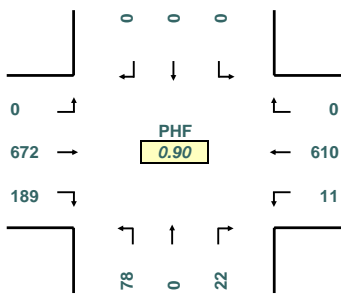
START TIME: 7:00 AM
 END TIME: 9:00 AM
 DATE: 4/11/2007



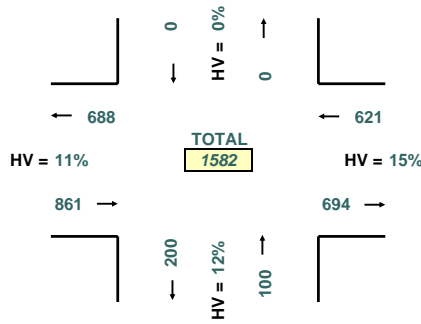
16285 SW 85th Avenue, Ste. 302
 Tigard, OR 97224
 Phone: 503-620-4242
 Fax: 503 620-4545

www.qualitycounts.net

PEAK HOUR TURNING MOVEMENTS



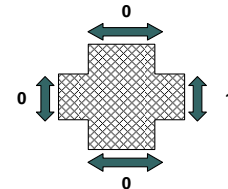
PEAK HOUR LINK VOLUMES



PEAK HOUR: 7:15 AM TO 8:15 AM

PEAK 15 MINUTES: 7:45 AM TO 8:00 AM

PEAK HOUR PED CROSSING VOLUMES



5-MINUTE COUNT PERIOD BEGINNING AT	<i>N Delaware Ave-- (Southbound)</i>			<i>N Columbia Blvd-- (Westbound)</i>			<i>N Delaware Ave-- (Northbound)</i>			<i>N Columbia Blvd-- (Eastbound)</i>			Crosswalk Usage (Peds By Approach)				TOTAL	
	Right	Thru	Left	Right	Thru	Left	Right	Thru	Left	Right	Thru	Left	North	East	South	West	Veh	Peds
7:00 AM	0	0	0	0	44	2	1	0	7	14	33	0	0	0	0	0	101	0
7:05 AM	0	0	0	0	38	0	3	0	4	14	55	0	0	0	0	0	114	0
7:10 AM	0	0	0	0	42	1	1	0	3	9	56	0	0	0	0	0	112	0
7:15 AM	0	0	0	0	49	2	0	0	9	15	38	0	0	0	0	0	113	0
7:20 AM	0	0	0	0	35	1	2	0	6	2	18	0	0	1	0	0	64	1
7:25 AM	0	0	0	0	67	0	2	0	5	17	96	0	0	0	0	0	187	0
7:30 AM	0	0	0	0	50	1	1	0	14	19	60	0	0	0	0	0	145	0
7:35 AM	0	0	0	0	46	1	2	0	7	6	61	0	0	0	0	0	123	0
7:40 AM	0	0	0	0	59	0	2	0	5	15	83	0	0	0	0	0	164	0
7:45 AM	0	0	0	0	45	1	2	0	9	10	68	0	0	0	0	0	135	0
7:50 AM	0	0	0	0	72	2	1	0	7	8	64	0	0	0	0	0	154	0
7:55 AM	0	0	0	0	62	2	2	0	1	20	64	0	0	0	0	0	151	0
8:00 AM	0	0	0	0	50	0	1	0	4	20	26	0	0	0	0	0	101	0
8:05 AM	0	0	0	0	31	1	5	0	6	47	33	0	0	0	0	0	123	0
8:10 AM	0	0	0	0	44	0	2	0	5	10	61	0	0	0	0	0	122	0
8:15 AM	0	0	0	0	27	2	0	0	3	19	54	0	0	0	0	0	105	0
8:20 AM	0	0	0	0	48	1	1	0	6	8	36	0	0	0	0	0	100	0
8:25 AM	0	0	0	0	38	3	2	0	6	15	51	0	0	0	0	0	115	0
8:30 AM	0	0	0	0	51	2	1	0	9	10	38	0	0	0	0	0	111	0
8:35 AM	0	0	0	0	52	1	0	0	4	11	55	0	0	1	0	0	123	1
8:40 AM	0	0	0	0	47	3	4	0	7	11	53	0	0	0	0	0	125	0
8:45 AM	0	0	0	0	39	1	0	0	10	8	32	0	0	0	0	0	90	0
8:50 AM	0	0	0	0	43	0	1	0	9	10	42	0	0	0	0	0	105	0
8:55 AM	0	0	0	0	33	1	3	0	6	9	26	0	0	0	0	0	78	0
HOURLY TOTALS	Southbound			Westbound			Northbound			Eastbound			Pedestrians By Approach				TOTAL	
7:00 AM	0	0	0	0	609	13	19	0	77	149	696	0	0	1	0	0	1563	1
7:15 AM	0	0	0	0	610	11	22	0	78	189	672	0	0	1	0	0	1582	1
7:30 AM	0	0	0	0	572	14	21	0	73	197	661	0	0	0	0	0	1538	0
7:45 AM	0	0	0	0	567	18	21	0	67	189	603	0	0	1	0	0	1465	1
8:00 AM	0	0	0	0	503	15	20	0	75	178	507	0	0	1	0	0	1298	1

INTERSECTION: *N Delaware Ave--N Columbia Blvd--*
 PROJECT ID#:
 QC JOB #: 10247130

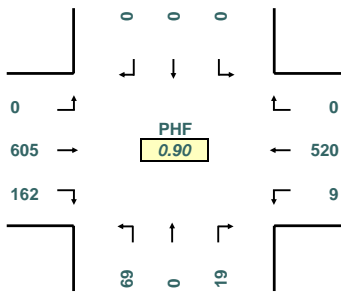
START TIME: 7:00 AM
 END TIME: 9:00 AM
 DATE: 4/11/2007



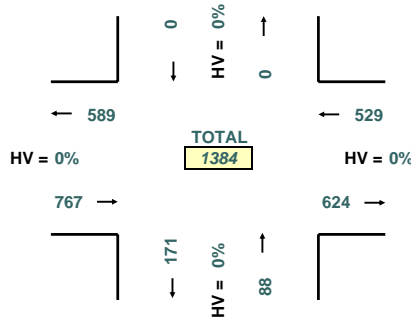
16285 SW 85th Avenue, Ste. 302
 Tigard, OR 97224
 Phone: 503-620-4242
 Fax: 503 620-4545

www.qualitycounts.net

PEAK HOUR TURNING MOVEMENTS



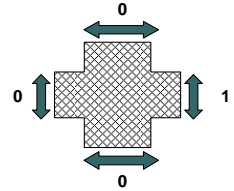
PEAK HOUR LINK VOLUMES



PEAK HOUR: 7:15 AM TO 8:15 AM

PEAK 15 MINUTES: 7:45 AM TO 8:00 AM

PEAK HOUR PED CROSSING VOLUMES



5-MINUTE COUNT PERIOD BEGINNING AT	N Delaware Ave-- (Southbound)			N Columbia Blvd-- (Westbound)			N Delaware Ave-- (Northbound)			N Columbia Blvd-- (Eastbound)			Crosswalk Usage (Peds By Approach)				TOTAL	
	Right	Thru	Left	Right	Thru	Left	Right	Thru	Left	Right	Thru	Left	North	East	South	West	Veh	Peds
7:00 AM	0	0	0	0	33	2	1	0	7	12	30	0	0	0	0	0	85	0
7:05 AM	0	0	0	0	28	0	3	0	4	11	50	0	0	0	0	0	96	0
7:10 AM	0	0	0	0	38	1	1	0	3	8	51	0	0	0	0	0	102	0
7:15 AM	0	0	0	0	41	2	0	0	9	15	33	0	0	0	0	0	100	0
7:20 AM	0	0	0	0	31	1	1	0	5	2	15	0	0	1	0	0	55	1
7:25 AM	0	0	0	0	55	0	2	0	4	12	87	0	0	0	0	0	160	0
7:30 AM	0	0	0	0	43	1	1	0	13	15	57	0	0	0	0	0	130	0
7:35 AM	0	0	0	0	42	1	2	0	7	6	56	0	0	0	0	0	114	0
7:40 AM	0	0	0	0	46	0	2	0	5	13	75	0	0	0	0	0	141	0
7:45 AM	0	0	0	0	41	1	2	0	8	8	61	0	0	0	0	0	121	0
7:50 AM	0	0	0	0	61	1	1	0	6	8	56	0	0	0	0	0	133	0
7:55 AM	0	0	0	0	54	1	2	0	1	17	57	0	0	0	0	0	132	0
8:00 AM	0	0	0	0	36	0	0	0	3	19	23	0	0	0	0	0	81	0
8:05 AM	0	0	0	0	31	1	4	0	4	41	30	0	0	0	0	0	111	0
8:10 AM	0	0	0	0	39	0	2	0	4	6	55	0	0	0	0	0	106	0
8:15 AM	0	0	0	0	20	2	0	0	2	15	48	0	0	0	0	0	87	0
8:20 AM	0	0	0	0	40	1	1	0	5	8	31	0	0	0	0	0	86	0
8:25 AM	0	0	0	0	29	2	2	0	6	14	38	0	0	0	0	0	91	0
8:30 AM	0	0	0	0	39	2	1	0	9	8	34	0	0	0	0	0	93	0
8:35 AM	0	0	0	0	47	0	0	0	4	10	49	0	0	1	0	0	110	1
8:40 AM	0	0	0	0	40	1	4	0	6	11	43	0	0	0	0	0	105	0
8:45 AM	0	0	0	0	34	1	0	0	10	8	26	0	0	0	0	0	79	0
8:50 AM	0	0	0	0	35	0	0	0	8	10	35	0	0	0	0	0	88	0
8:55 AM	0	0	0	0	23	1	3	0	5	5	23	0	0	0	0	0	60	0
HOURLY TOTALS	Southbound			Westbound			Northbound			Eastbound			Pedestrians By Approach				TOTAL	
7:00 AM	0	0	0	0	513	11	18	0	72	127	628	0	0	1	0	0	1369	1
7:15 AM	0	0	0	0	520	9	19	0	69	162	605	0	0	1	0	0	1384	1
7:30 AM	0	0	0	0	482	11	19	0	64	170	587	0	0	0	0	0	1333	0
7:45 AM	0	0	0	0	477	12	19	0	58	165	525	0	0	1	0	0	1256	1
8:00 AM	0	0	0	0	413	11	17	0	66	155	435	0	0	1	0	0	1097	1

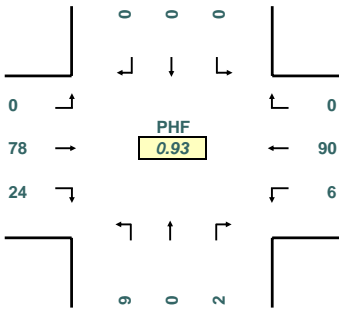
INTERSECTION: *N Delaware Ave--N Columbia Blvd--*
 PROJECT ID#:
 QC JOB #: 10247130

START TIME: 7:00 AM
 END TIME: 9:00 AM
 DATE: 4/11/2007

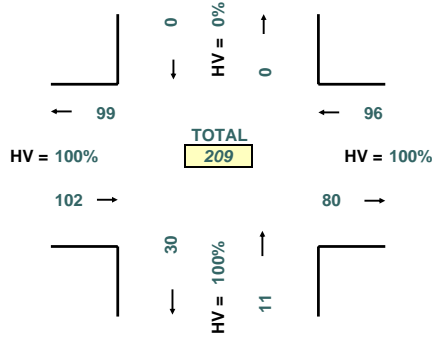


QUALITY COUNTS
 16285 SW 85th Avenue, Ste. 302
 Tigard, OR 97224
 Phone: 503-620-4242
 Fax: 503 620-4545
 www.qualitycounts.net

PEAK HOUR TURNING MOVEMENTS

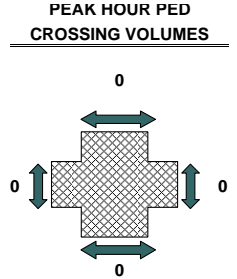


PEAK HOUR LINK VOLUMES



PEAK HOUR: 7:45 AM TO 8:45 AM

PEAK 15 MINUTES: 8:15 AM TO 8:30 AM



5-MINUTE COUNT PERIOD BEGINNING AT	N Delaware Ave-- (Southbound)			N Columbia Blvd-- (Westbound)			N Delaware Ave-- (Northbound)			N Columbia Blvd-- (Eastbound)			Crosswalk Usage (Peds By Approach)				TOTAL	
	Right	Thru	Left	Right	Thru	Left	Right	Thru	Left	Right	Thru	Left	North	East	South	West	Veh	Peds
7:00 AM	0	0	0	0	11	0	0	0	0	2	3	0	0	0	0	0	16	0
7:05 AM	0	0	0	0	10	0	0	0	0	3	5	0	0	0	0	0	18	0
7:10 AM	0	0	0	0	4	0	0	0	0	1	5	0	0	0	0	0	10	0
7:15 AM	0	0	0	0	8	0	0	0	0	0	5	0	0	0	0	0	13	0
7:20 AM	0	0	0	0	4	0	1	0	1	0	3	0	0	0	0	0	9	0
7:25 AM	0	0	0	0	12	0	0	0	1	5	9	0	0	0	0	0	27	0
7:30 AM	0	0	0	0	7	0	0	0	1	4	3	0	0	0	0	0	15	0
7:35 AM	0	0	0	0	4	0	0	0	0	0	5	0	0	0	0	0	9	0
7:40 AM	0	0	0	0	13	0	0	0	0	2	8	0	0	0	0	0	23	0
7:45 AM	0	0	0	0	4	0	0	0	1	2	7	0	0	0	0	0	14	0
7:50 AM	0	0	0	0	11	1	0	0	1	0	8	0	0	0	0	0	21	0
7:55 AM	0	0	0	0	8	1	0	0	0	3	7	0	0	0	0	0	19	0
8:00 AM	0	0	0	0	14	0	1	0	1	1	3	0	0	0	0	0	20	0
8:05 AM	0	0	0	0	0	0	1	0	2	6	3	0	0	0	0	0	12	0
8:10 AM	0	0	0	0	5	0	0	0	1	4	6	0	0	0	0	0	16	0
8:15 AM	0	0	0	0	7	0	0	0	1	4	6	0	0	0	0	0	18	0
8:20 AM	0	0	0	0	8	0	0	0	1	0	5	0	0	0	0	0	14	0
8:25 AM	0	0	0	0	9	1	0	0	0	1	13	0	0	0	0	0	24	0
8:30 AM	0	0	0	0	12	0	0	0	0	2	4	0	0	0	0	0	18	0
8:35 AM	0	0	0	0	5	1	0	0	0	1	6	0	0	0	0	0	13	0
8:40 AM	0	0	0	0	7	2	0	0	1	0	10	0	0	0	0	0	20	0
8:45 AM	0	0	0	0	5	0	0	0	0	0	6	0	0	0	0	0	11	0
8:50 AM	0	0	0	0	8	0	1	0	1	0	7	0	0	0	0	0	17	0
8:55 AM	0	0	0	0	10	0	0	0	1	4	3	0	0	0	0	0	18	0
HOURLY TOTALS	Southbound			Westbound			Northbound			Eastbound			Pedestrians By Approach				TOTAL	
7:00 AM	0	0	0	0	96	2	1	0	5	22	68	0	0	0	0	0	194	0
7:15 AM	0	0	0	0	90	2	3	0	9	27	67	0	0	0	0	0	198	0
7:30 AM	0	0	0	0	90	3	2	0	9	27	74	0	0	0	0	0	205	0
7:45 AM	0	0	0	0	90	6	2	0	9	24	78	0	0	0	0	0	209	0
8:00 AM	0	0	0	0	90	4	3	0	9	23	72	0	0	0	0	0	201	0

INTERSECTION: *N Vancouver Ave--/N Columbia Blvd--*
 PROJECT ID#:
 QC JOB #: 10247131

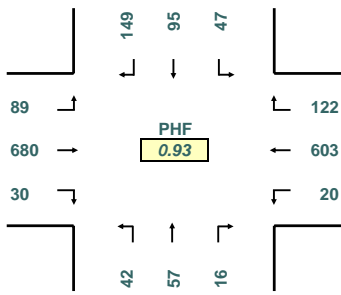
START TIME: 7:00 AM
 END TIME: 9:00 AM
 DATE: 4/11/2007



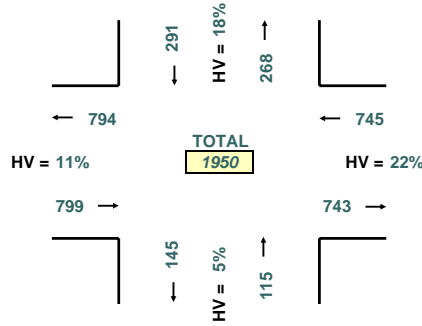
16285 SW 85th Avenue, Ste. 302
 Tigard, OR 97224
 Phone: 503-620-4242
 Fax: 503 620-4545

www.qualitycounts.net

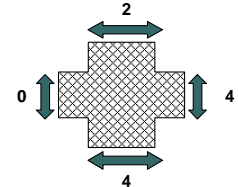
PEAK HOUR TURNING MOVEMENTS



PEAK HOUR LINK VOLUMES



PEAK HOUR PED CROSSING VOLUMES



PEAK HOUR: 7:15 AM TO 8:15 AM

PEAK 15 MINUTES: 7:45 AM TO 8:00 AM

5-MINUTE COUNT PERIOD BEGINNING AT	N Vancouver Ave-- (Southbound)			N Columbia Blvd-- (Westbound)			N Vancouver Ave-- (Northbound)			N Columbia Blvd-- (Eastbound)			Crosswalk Usage (Peds By Approach)				TOTAL	
	Right	Thru	Left	Right	Thru	Left	Right	Thru	Left	Right	Thru	Left	North	East	South	West	Veh	Peds
7:00 AM	15	2	4	3	66	3	2	3	2	4	37	2	1	0	0	0	143	1
7:05 AM	10	1	1	4	52	3	2	2	0	1	48	4	1	0	1	0	128	2
7:10 AM	15	9	6	6	54	1	1	2	1	1	68	6	0	0	0	0	170	0
7:15 AM	10	4	5	24	33	2	0	2	3	3	42	5	0	2	0	0	133	2
7:20 AM	7	10	2	9	50	1	1	3	3	0	32	5	0	0	2	0	123	2
7:25 AM	13	4	5	6	83	1	1	0	2	1	55	6	0	0	1	0	177	1
7:30 AM	8	9	6	14	43	3	2	4	3	1	81	8	0	0	0	0	182	0
7:35 AM	13	11	6	10	55	1	2	9	4	2	48	9	1	0	0	0	170	1
7:40 AM	16	6	1	9	42	4	0	8	2	1	54	22	0	0	1	0	165	1
7:45 AM	13	6	3	27	28	0	0	11	5	4	64	7	0	1	0	0	168	1
7:50 AM	29	7	8	3	59	3	2	4	6	4	72	6	0	0	0	0	203	0
7:55 AM	12	11	3	5	55	0	2	8	4	4	46	5	1	0	0	0	155	1
8:00 AM	14	13	3	6	70	0	2	3	2	4	60	6	0	1	0	0	183	1
8:05 AM	4	9	2	4	43	2	2	3	4	3	62	5	0	0	0	0	143	0
8:10 AM	10	5	3	5	42	3	2	2	4	3	64	5	0	0	0	0	148	0
8:15 AM	13	14	8	0	40	1	2	11	2	3	33	4	1	0	0	0	131	1
8:20 AM	12	11	2	8	63	2	4	6	2	2	56	6	0	0	0	0	174	0
8:25 AM	13	4	8	8	28	2	2	3	3	3	43	4	0	0	0	0	121	0
8:30 AM	7	5	4	10	43	7	2	1	6	4	42	3	0	0	0	0	134	0
8:35 AM	19	11	7	11	48	2	3	5	4	5	53	7	0	0	0	0	175	0
8:40 AM	10	10	9	5	45	2	6	6	7	1	40	5	0	0	0	0	146	0
8:45 AM	9	10	4	8	63	2	1	9	3	4	59	4	0	0	0	0	176	0
8:50 AM	6	7	3	3	44	0	3	3	2	4	42	3	0	0	0	0	120	0
8:55 AM	8	9	6	7	36	3	0	8	2	1	34	3	0	0	0	0	117	0
HOURLY TOTALS	Southbound			Westbound			Northbound			Eastbound			Pedestrians By Approach				TOTAL	
7:00 AM	161	80	50	120	620	22	15	56	35	26	647	85	4	3	5	0	1917	12
7:15 AM	149	95	47	122	603	20	16	57	42	30	680	89	2	4	4	0	1950	10
7:30 AM	157	106	53	99	568	21	22	72	41	34	683	87	3	2	1	0	1943	6
7:45 AM	156	106	60	92	564	24	29	63	49	40	635	63	2	2	0	0	1881	4
8:00 AM	125	108	59	75	565	26	29	60	41	37	588	55	1	1	0	0	1768	2

INTERSECTION: *N Vancouver Ave--/N Columbia Blvd--*
 PROJECT ID#:
 QC JOB #: 10247131

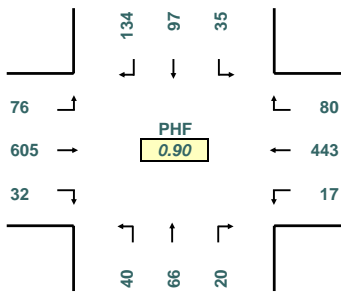
START TIME: 7:00 AM
 END TIME: 9:00 AM
 DATE: 4/11/2007



16285 SW 85th Avenue, Ste. 302
 Tigard, OR 97224
 Phone: 503-620-4242
 Fax: 503 620-4545

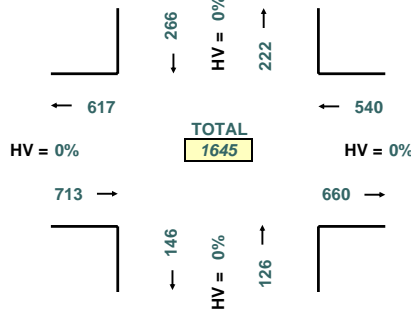
www.qualitycounts.net

PEAK HOUR TURNING MOVEMENTS



PHF
0.90

PEAK HOUR LINK VOLUMES

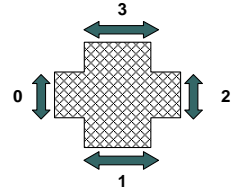


TOTAL
1645

PEAK HOUR: 7:30 AM TO 8:30 AM

PEAK 15 MINUTES: 7:45 AM TO 8:00 AM

PEAK HOUR PED CROSSING VOLUMES



5-MINUTE COUNT PERIOD BEGINNING AT	<i>N Vancouver Ave-- (Southbound)</i>			<i>N Columbia Blvd-- (Westbound)</i>			<i>N Vancouver Ave-- (Northbound)</i>			<i>N Columbia Blvd-- (Eastbound)</i>			Crosswalk Usage (Peds By Approach)				TOTAL	
	Right	Thru	Left	Right	Thru	Left	Right	Thru	Left	Right	Thru	Left	North	East	South	West	Veh	Peds
7:00 AM	9	0	4	3	43	3	2	3	2	4	32	2	1	0	0	0	107	1
7:05 AM	7	1	1	4	46	2	2	2	0	1	41	3	1	0	1	0	110	2
7:10 AM	13	8	5	5	44	1	1	2	1	1	58	6	0	0	0	0	145	0
7:15 AM	8	4	2	15	21	1	0	2	3	3	38	4	0	1	0	0	101	1
7:20 AM	5	7	0	6	38	1	1	3	3	0	28	3	0	0	2	0	95	2
7:25 AM	9	4	5	5	70	1	1	0	2	1	50	3	0	0	1	0	151	1
7:30 AM	8	9	3	10	30	1	2	4	3	1	77	6	0	0	0	0	154	0
7:35 AM	10	11	4	9	38	1	2	9	4	2	42	8	1	0	0	0	140	1
7:40 AM	14	4	0	6	37	3	0	7	2	1	49	20	0	0	1	0	143	1
7:45 AM	12	6	3	21	23	0	0	11	5	4	56	7	0	1	0	0	148	1
7:50 AM	23	5	6	2	53	3	2	4	6	4	64	6	0	0	0	0	178	0
7:55 AM	10	11	3	4	44	0	2	7	4	3	41	3	1	0	0	0	132	1
8:00 AM	11	11	3	6	53	0	2	3	2	3	52	5	0	1	0	0	151	1
8:05 AM	3	9	1	4	33	2	2	0	3	3	56	5	0	0	0	0	121	0
8:10 AM	10	4	1	5	31	2	2	2	4	3	56	5	0	0	0	0	125	0
8:15 AM	13	13	3	0	31	1	2	10	2	3	29	3	1	0	0	0	110	1
8:20 AM	10	10	1	7	49	2	2	6	2	2	48	5	0	0	0	0	144	0
8:25 AM	10	4	7	6	21	2	2	3	3	3	35	3	0	0	0	0	99	0
8:30 AM	6	5	4	7	33	7	2	1	5	4	33	3	0	0	0	0	110	0
8:35 AM	13	11	3	10	37	2	3	4	4	5	48	4	0	0	0	0	144	0
8:40 AM	10	8	7	5	36	2	6	5	6	1	34	4	0	0	0	0	124	0
8:45 AM	5	9	3	6	53	2	1	8	3	4	47	2	0	0	0	0	143	0
8:50 AM	4	7	3	3	35	0	2	3	2	4	33	3	0	0	0	0	99	0
8:55 AM	4	9	5	6	27	3	0	8	2	1	29	2	0	0	0	0	96	0
HOURLY TOTALS	Southbound			Westbound			Northbound			Eastbound			Pedestrians By Approach				TOTAL	
7:00 AM	128	70	36	90	487	17	15	54	35	25	576	71	4	2	5	0	1604	11
7:15 AM	123	85	31	93	471	15	16	52	41	28	609	75	2	3	4	0	1639	9
7:30 AM	134	97	35	80	443	17	20	66	40	32	605	76	3	2	1	0	1645	6
7:45 AM	131	97	42	77	444	23	27	56	46	38	552	53	2	2	0	0	1586	4
8:00 AM	99	100	41	65	439	25	26	53	38	36	500	44	1	1	0	0	1466	2

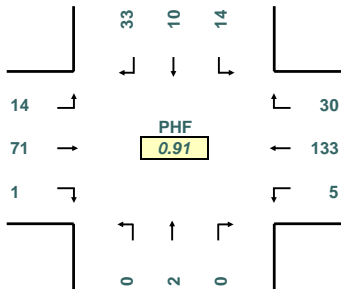
INTERSECTION: *N Vancouver Ave--/N Columbia Blvd--*
 PROJECT ID#:
 QC JOB #: 10247131

START TIME: 7:00 AM
 END TIME: 9:00 AM
 DATE: 4/11/2007

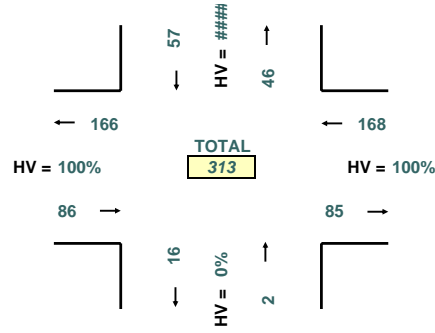


QUALITY COUNTS
 16285 SW 85th Avenue, Ste. 302
 Tigard, OR 97224
 Phone: 503-620-4242
 Fax: 503 620-4545
 www.qualitycounts.net

PEAK HOUR TURNING MOVEMENTS



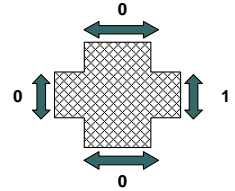
PEAK HOUR LINK VOLUMES



PEAK HOUR: 7:00 AM TO 8:00 AM

PEAK 15 MINUTES: 7:15 AM TO 7:30 AM

PEAK HOUR PED CROSSING VOLUMES



5-MINUTE COUNT PERIOD BEGINNING AT	N Vancouver Ave-- (Southbound)			N Columbia Blvd-- (Westbound)			N Vancouver Ave-- (Northbound)			N Columbia Blvd-- (Eastbound)			Crosswalk Usage (Peds By Approach)				TOTAL	
	Right	Thru	Left	Right	Thru	Left	Right	Thru	Left	Right	Thru	Left	North	East	South	West	Veh	Peds
7:00 AM	6	2	0	0	23	0	0	0	0	5	0	0	0	0	0	0	36	0
7:05 AM	3	0	0	0	6	1	0	0	0	7	1	0	0	0	0	0	18	0
7:10 AM	2	1	1	1	10	0	0	0	0	10	0	0	0	0	0	0	25	0
7:15 AM	2	0	3	9	12	1	0	0	0	4	1	0	1	0	0	0	32	1
7:20 AM	2	3	2	3	12	0	0	0	0	4	2	0	0	0	0	0	28	0
7:25 AM	4	0	0	1	13	0	0	0	0	5	3	0	0	0	0	0	26	0
7:30 AM	0	0	3	4	13	2	0	0	0	4	2	0	0	0	0	0	28	0
7:35 AM	3	0	2	1	17	0	0	0	0	6	1	0	0	0	0	0	30	0
7:40 AM	2	2	1	3	5	1	0	1	0	5	2	0	0	0	0	0	22	0
7:45 AM	1	0	0	6	5	0	0	0	0	8	0	0	0	0	0	0	20	0
7:50 AM	6	2	2	1	6	0	0	0	0	8	0	0	0	0	0	0	25	0
7:55 AM	2	0	0	1	11	0	0	1	0	5	2	0	0	0	0	0	23	0
8:00 AM	3	2	0	0	17	0	0	0	0	8	1	0	0	0	0	0	32	0
8:05 AM	1	0	1	0	10	0	0	3	1	6	0	0	0	0	0	0	22	0
8:10 AM	0	1	2	0	11	1	0	0	0	8	0	0	0	0	0	0	23	0
8:15 AM	0	1	5	0	9	0	0	1	0	4	1	0	0	0	0	0	21	0
8:20 AM	2	1	1	1	14	0	2	0	0	8	1	0	0	0	0	0	30	0
8:25 AM	3	0	1	2	7	0	0	0	0	8	1	0	0	0	0	0	22	0
8:30 AM	1	0	0	3	10	0	0	0	1	9	0	0	0	0	0	0	24	0
8:35 AM	6	0	4	1	11	0	0	1	0	5	3	0	0	0	0	0	31	0
8:40 AM	0	2	2	0	9	0	0	1	1	6	1	0	0	0	0	0	22	0
8:45 AM	4	1	1	2	10	0	0	1	0	12	2	0	0	0	0	0	33	0
8:50 AM	2	0	0	0	9	0	1	0	0	9	0	0	0	0	0	0	21	0
8:55 AM	4	0	1	1	9	0	0	0	0	5	1	0	0	0	0	0	21	0
HOURLY TOTALS	Southbound			Westbound			Northbound			Eastbound			Pedestrians By Approach				TOTAL	
7:00 AM	33	10	14	30	133	5	0	2	0	1	71	14	0	1	0	0	313	1
7:15 AM	26	10	16	29	132	5	0	5	1	2	71	14	0	1	0	0	311	1
7:30 AM	23	9	18	19	125	4	2	6	1	2	78	11	0	0	0	0	298	0
7:45 AM	25	9	18	15	120	1	2	7	3	2	83	10	0	0	0	0	295	0
8:00 AM	26	8	18	10	126	1	3	7	3	1	88	11	0	0	0	0	302	0

INTERSECTION: **NE MLK Jr Blvd--N Columbia Blvd--**
 PROJECT ID#: **10247132**
 QC JOB #: **10247132**

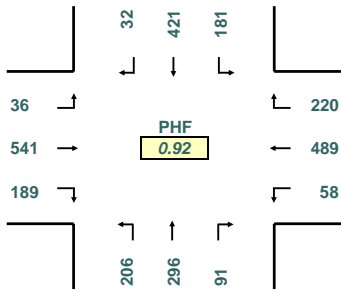
START TIME: **7:00 AM**
 END TIME: **9:00 AM**
 DATE: **4/11/2007**



16285 SW 85th Avenue, Ste. 302
 Tigard, OR 97224
 Phone: 503-620-4242
 Fax: 503 620-4545

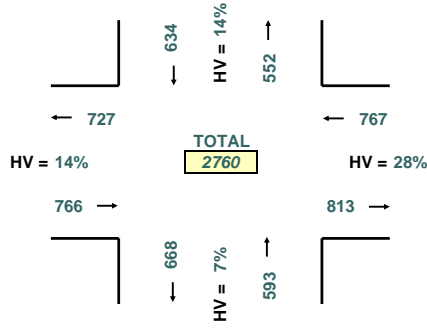
www.qualitycounts.net

PEAK HOUR TURNING MOVEMENTS



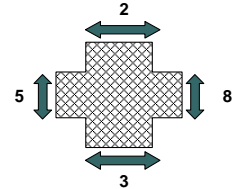
PEAK HOUR: **7:30 AM TO 8:30 AM**

PEAK HOUR LINK VOLUMES



PEAK 15 MINUTES: **7:45 AM TO 8:00 AM**

PEAK HOUR PED CROSSING VOLUMES



5-MINUTE COUNT PERIOD BEGINNING AT	NE MLK Jr Blvd-- (Southbound)			N Columbia Blvd-- (Westbound)			NE MLK Jr Blvd-- (Northbound)			N Columbia Blvd-- (Eastbound)			Crosswalk Usage (Peds By Approach)				TOTAL	
	Right	Thru	Left	Right	Thru	Left	Right	Thru	Left	Right	Thru	Left	North	East	South	West	Veh	Peds
7:00 AM	0	34	10	14	55	4	6	22	17	4	32	7	0	0	0	0	205	0
7:05 AM	0	21	10	12	48	3	6	18	16	7	35	7	0	0	0	1	183	1
7:10 AM	1	24	8	13	45	8	12	19	13	10	51	3	0	0	0	0	207	0
7:15 AM	3	36	5	15	43	5	7	18	21	15	31	6	0	0	0	0	205	0
7:20 AM	0	18	11	19	45	3	6	18	17	12	34	4	0	0	1	0	187	1
7:25 AM	4	32	8	12	52	2	10	10	24	6	34	4	0	0	0	0	198	0
7:30 AM	3	25	11	21	51	6	12	22	13	17	77	5	1	0	0	2	263	3
7:35 AM	3	44	11	19	37	1	6	23	21	15	37	2	0	0	0	0	219	0
7:40 AM	0	18	15	16	38	3	4	33	23	21	46	3	0	2	1	0	220	3
7:45 AM	1	37	13	25	48	5	6	29	17	13	55	4	0	0	0	1	253	1
7:50 AM	1	33	24	14	54	3	11	34	15	15	47	7	0	1	0	0	258	1
7:55 AM	5	30	20	16	41	6	7	31	21	17	44	3	0	1	0	0	241	1
8:00 AM	3	41	19	14	45	2	3	21	19	16	31	1	0	1	1	0	215	2
8:05 AM	0	33	13	16	42	7	8	17	19	23	49	2	0	1	0	0	229	1
8:10 AM	1	42	15	16	32	7	4	19	17	13	40	3	1	2	1	1	209	5
8:15 AM	2	39	8	16	29	7	11	23	9	18	30	2	0	0	0	1	194	1
8:20 AM	3	30	14	34	49	6	6	15	17	9	57	2	0	0	0	0	242	0
8:25 AM	10	49	18	13	23	5	13	29	15	12	28	2	0	0	0	0	217	0
8:30 AM	1	34	12	10	38	4	3	16	22	10	42	5	0	0	1	0	197	1
8:35 AM	1	31	12	11	36	9	9	18	11	7	32	4	1	0	0	0	181	1
8:40 AM	0	39	14	20	39	11	3	27	14	25	33	4	2	0	0	0	229	2
8:45 AM	3	35	15	15	50	4	3	17	26	18	33	2	0	0	0	0	221	0
8:50 AM	1	28	13	19	32	8	10	27	16	10	44	2	1	0	0	0	210	1
8:55 AM	3	28	16	27	22	1	5	25	20	9	35	0	0	0	0	1	191	1
HOURLY TOTALS	Southbound			Westbound			Northbound			Eastbound			Pedestrians By Approach				TOTAL	
7:00 AM	21	352	146	196	557	49	93	277	218	152	523	55	1	4	2	4	2639	11
7:15 AM	24	389	165	203	528	50	84	275	227	183	525	44	2	8	4	4	2697	18
7:30 AM	32	421	181	220	489	58	91	296	206	189	541	36	2	8	3	5	2760	18
7:45 AM	28	438	182	205	476	72	84	279	196	178	488	39	4	6	3	3	2665	16
8:00 AM	28	429	169	211	437	71	78	254	205	170	454	29	5	4	3	3	2535	15

INTERSECTION: *NE MLK Jr Blvd--N Columbia Blvd--*
 PROJECT ID#:
 QC JOB #: 10247132

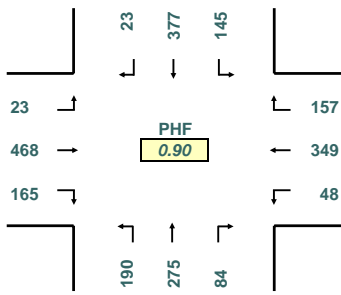
START TIME: 7:00 AM
 END TIME: 9:00 AM
 DATE: 4/11/2007



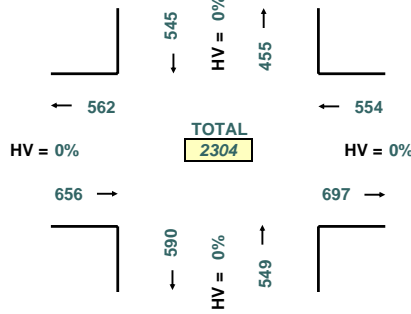
16285 SW 85th Avenue, Ste. 302
 Tigard, OR 97224
 Phone: 503-620-4242
 Fax: 503 620-4545

www.qualitycounts.net

PEAK HOUR TURNING MOVEMENTS



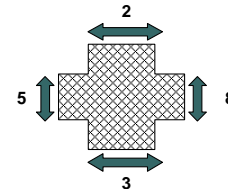
PEAK HOUR LINK VOLUMES



PEAK HOUR: 7:30 AM TO 8:30 AM

PEAK 15 MINUTES: 7:45 AM TO 8:00 AM

PEAK HOUR PED CROSSING VOLUMES



5-MINUTE COUNT PERIOD BEGINNING AT	NE MLK Jr Blvd-- (Southbound)			N Columbia Blvd-- (Westbound)			NE MLK Jr Blvd-- (Northbound)			N Columbia Blvd-- (Eastbound)			Crosswalk Usage (Peds By Approach)				TOTAL	
	Right	Thru	Left	Right	Thru	Left	Right	Thru	Left	Right	Thru	Left	North	East	South	West	Veh	Peds
7:00 AM	0	31	6	11	37	3	6	21	16	1	27	5	0	0	0	0	164	0
7:05 AM	0	20	8	9	35	2	6	17	14	7	30	6	0	0	0	1	154	1
7:10 AM	1	21	8	10	35	8	12	17	13	9	44	0	0	0	0	0	178	0
7:15 AM	1	32	5	9	26	5	5	18	20	12	25	6	0	0	0	0	164	0
7:20 AM	0	17	10	13	30	2	6	18	12	12	31	3	0	0	1	0	154	1
7:25 AM	2	28	6	5	42	1	10	9	20	3	32	3	0	0	0	0	161	0
7:30 AM	2	24	9	13	35	6	12	21	12	16	71	4	1	0	2	2	225	3
7:35 AM	3	39	7	13	23	1	6	20	21	14	35	1	0	0	0	0	183	0
7:40 AM	0	15	13	14	31	2	4	29	21	17	42	2	0	2	1	0	190	3
7:45 AM	0	34	12	24	37	4	5	29	16	13	50	1	0	0	0	1	225	1
7:50 AM	1	27	20	11	43	3	10	31	15	14	37	4	0	1	0	0	216	1
7:55 AM	5	24	16	10	27	4	5	30	18	15	40	3	0	1	0	0	197	1
8:00 AM	2	39	14	11	32	1	3	18	17	12	26	0	0	1	1	0	175	2
8:05 AM	0	28	13	9	28	5	8	16	18	18	45	2	0	1	0	0	190	1
8:10 AM	1	38	10	12	21	7	3	18	16	10	33	3	1	2	1	1	172	5
8:15 AM	1	35	5	10	22	5	10	21	8	16	26	0	0	0	0	1	159	1
8:20 AM	3	29	11	24	33	5	6	15	14	9	43	1	0	0	0	0	193	0
8:25 AM	5	45	15	6	17	5	12	27	14	11	20	2	0	0	0	0	179	0
8:30 AM	0	29	9	7	26	4	3	14	17	9	32	1	0	0	1	0	151	1
8:35 AM	1	28	9	7	21	6	7	15	9	5	27	2	1	0	0	0	137	1
8:40 AM	0	36	14	11	26	9	3	25	12	22	28	3	2	0	0	0	189	2
8:45 AM	3	32	12	11	39	4	3	16	24	12	28	2	0	0	0	0	186	0
8:50 AM	0	27	12	13	21	6	10	24	14	9	34	0	1	0	0	0	170	1
8:55 AM	1	24	12	17	16	1	5	23	16	8	31	0	0	0	0	1	154	1
HOURLY TOTALS	Southbound			Westbound			Northbound			Eastbound			Pedestrians By Approach				TOTAL	
7:00 AM	15	312	120	142	401	41	87	260	198	133	464	38	1	4	2	4	2211	11
7:15 AM	17	345	135	144	375	41	77	257	206	156	467	32	2	8	4	4	2252	18
7:30 AM	23	377	145	157	349	48	84	275	190	165	468	23	2	8	3	5	2304	18
7:45 AM	19	392	148	142	333	58	75	259	174	154	407	22	4	6	3	3	2183	16
8:00 AM	17	390	136	138	302	58	73	232	179	141	373	16	5	4	3	3	2055	15

INTERSECTION: *NE MLK Jr Blvd--N Columbia Blvd--*
 PROJECT ID#:
 QC JOB #: 10247132

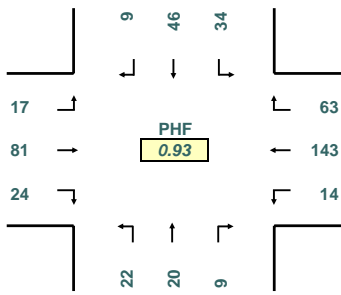
START TIME: 7:00 AM
 END TIME: 9:00 AM
 DATE: 4/11/2007



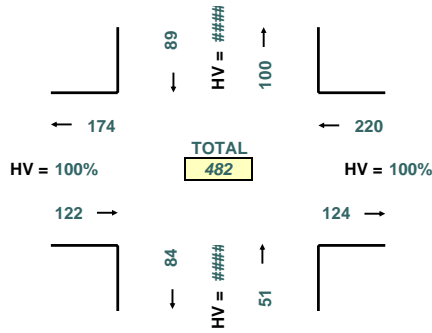
16285 SW 85th Avenue, Ste. 302
 Tigard, OR 97224
 Phone: 503-620-4242
 Fax: 503 620-4545

www.qualitycounts.net

PEAK HOUR TURNING MOVEMENTS



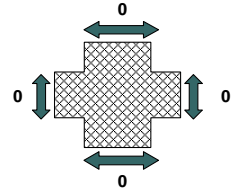
PEAK HOUR LINK VOLUMES



PEAK HOUR: 7:45 AM TO 8:45 AM

PEAK 15 MINUTES: 8:30 AM TO 8:45 AM

PEAK HOUR PED CROSSING VOLUMES



5-MINUTE COUNT PERIOD BEGINNING AT	NE MLK Jr Blvd-- (Southbound)			N Columbia Blvd-- (Westbound)			NE MLK Jr Blvd-- (Northbound)			N Columbia Blvd-- (Eastbound)			Crosswalk Usage (Peds By Approach)				TOTAL	
	Right	Thru	Left	Right	Thru	Left	Right	Thru	Left	Right	Thru	Left	North	East	South	West	Veh	Peds
7:00 AM	0	3	4	3	18	1	0	1	1	3	5	2	0	0	0	0	41	0
7:05 AM	0	1	2	3	13	1	0	1	2	0	5	1	0	0	0	0	29	0
7:10 AM	0	3	0	3	10	0	0	2	0	1	7	3	0	0	0	0	29	0
7:15 AM	2	4	0	6	17	0	2	0	1	3	6	0	0	0	0	0	41	0
7:20 AM	0	1	1	6	15	1	0	0	5	0	3	1	0	0	0	0	33	0
7:25 AM	2	4	2	7	10	1	0	1	4	3	2	1	0	0	0	0	37	0
7:30 AM	1	1	2	8	16	0	0	1	1	1	6	1	0	0	0	0	38	0
7:35 AM	0	5	4	6	14	0	0	3	0	1	2	1	0	0	0	0	36	0
7:40 AM	0	3	2	2	7	1	0	4	2	4	4	1	0	0	0	0	30	0
7:45 AM	1	3	1	1	11	1	1	0	1	0	5	3	0	0	0	0	28	0
7:50 AM	0	6	4	3	11	0	1	3	0	1	10	3	0	0	0	0	42	0
7:55 AM	0	6	4	6	14	2	2	1	3	2	4	0	0	0	0	0	44	0
8:00 AM	1	2	5	3	13	1	0	3	2	4	5	1	0	0	0	0	40	0
8:05 AM	0	5	0	7	14	2	0	1	1	5	4	0	0	0	0	0	39	0
8:10 AM	0	4	5	4	11	0	1	1	1	3	7	0	0	0	0	0	37	0
8:15 AM	1	4	3	6	7	2	1	2	1	2	4	2	0	0	0	0	35	0
8:20 AM	0	1	3	10	16	1	0	0	3	0	14	1	0	0	0	0	49	0
8:25 AM	5	4	3	7	6	0	1	2	1	1	8	0	0	0	0	0	38	0
8:30 AM	1	5	3	3	12	0	0	2	5	1	10	4	0	0	0	0	46	0
8:35 AM	0	3	3	4	15	3	2	3	2	2	5	2	0	0	0	0	44	0
8:40 AM	0	3	0	9	13	2	0	2	2	3	5	1	0	0	0	0	40	0
8:45 AM	0	3	3	4	11	0	0	1	2	6	5	0	0	0	0	0	35	0
8:50 AM	1	1	1	6	11	2	0	3	2	1	10	2	0	0	0	0	40	0
8:55 AM	2	4	4	10	6	0	0	2	4	1	4	0	0	0	0	0	37	0
HOURLY TOTALS	Southbound			Westbound			Northbound			Eastbound			Pedestrians By Approach				TOTAL	
7:00 AM	6	40	26	54	156	8	6	17	20	19	59	17	0	0	0	0	428	0
7:15 AM	7	44	30	59	153	9	7	18	21	27	58	12	0	0	0	0	445	0
7:30 AM	9	44	36	63	140	10	7	21	16	24	73	13	0	0	0	0	456	0
7:45 AM	9	46	34	63	143	14	9	20	22	24	81	17	0	0	0	0	482	0
8:00 AM	11	39	33	73	135	13	5	22	26	29	81	13	0	0	0	0	480	0

INTERSECTION: *N Vancouver Ave--/N Schmeer Rd--*
 PROJECT ID#:
 QC JOB #: 10247133

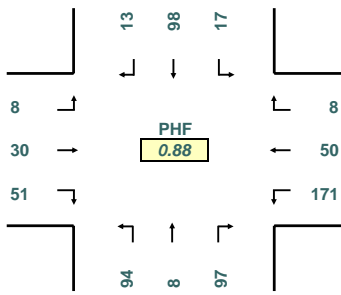
START TIME: 7:00 AM
 END TIME: 9:00 AM
 DATE: 4/11/2007



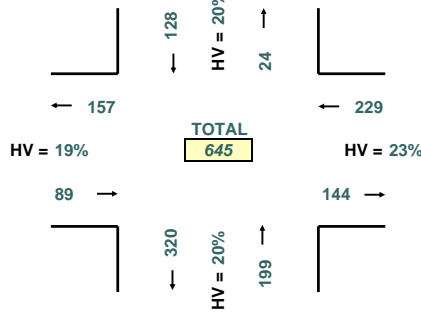
16285 SW 85th Avenue, Ste. 302
 Tigard, OR 97224
 Phone: 503-620-4242
 Fax: 503 620-4545

www.qualitycounts.net

PEAK HOUR TURNING MOVEMENTS



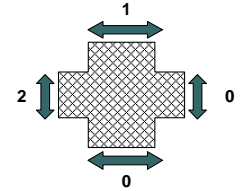
PEAK HOUR LINK VOLUMES



PEAK HOUR: 7:45 AM TO 8:45 AM

PEAK 15 MINUTES: 7:45 AM TO 8:00 AM

PEAK HOUR PED CROSSING VOLUMES



5-MINUTE COUNT PERIOD BEGINNING AT	<i>N Vancouver Ave-- (Southbound)</i>			<i>N Schmeer Rd-- (Westbound)</i>			<i>N Vancouver Ave-- (Northbound)</i>			<i>N Schmeer Rd-- (Eastbound)</i>			Crosswalk Usage (Peds By Approach)				TOTAL	
	Right	Thru	Left	Right	Thru	Left	Right	Thru	Left	Right	Thru	Left	North	East	South	West	Veh	Peds
7:00 AM	0	4	1	0	1	10	3	1	6	7	5	1	0	0	0	1	39	1
7:05 AM	0	6	0	0	1	7	2	3	5	4	3	0	0	0	0	1	31	1
7:10 AM	1	10	3	0	0	15	11	0	3	2	3	2	0	0	0	0	50	0
7:15 AM	0	6	3	0	4	16	4	0	3	3	3	0	0	0	0	0	42	0
7:20 AM	2	7	2	0	0	11	8	1	5	2	4	0	0	0	0	0	42	0
7:25 AM	0	4	2	0	1	10	4	1	5	7	4	0	0	0	0	0	38	0
7:30 AM	0	5	3	0	0	18	9	1	4	5	8	0	0	1	0	0	53	1
7:35 AM	1	8	4	0	1	17	4	4	12	1	3	1	0	0	0	0	56	0
7:40 AM	1	4	3	0	3	15	14	0	7	1	5	0	0	0	0	0	53	0
7:45 AM	1	11	2	0	6	16	10	1	11	2	5	1	0	0	0	1	66	1
7:50 AM	1	9	3	1	8	21	6	1	10	2	6	0	0	0	0	0	68	0
7:55 AM	1	9	2	0	4	16	7	0	7	3	1	0	0	0	0	0	50	0
8:00 AM	0	8	2	2	4	22	11	1	3	4	3	1	0	0	0	0	61	0
8:05 AM	2	2	0	0	0	12	7	1	3	1	0	1	0	0	0	0	29	0
8:10 AM	0	10	0	0	2	9	6	1	9	1	2	1	0	0	0	0	41	0
8:15 AM	1	13	0	1	2	17	13	0	4	3	5	2	0	0	0	1	61	1
8:20 AM	1	7	0	1	7	13	11	0	9	4	2	0	1	0	0	0	55	1
8:25 AM	2	7	1	1	4	6	3	1	8	8	1	0	0	0	0	0	42	0
8:30 AM	2	6	3	0	6	15	6	0	9	9	0	1	0	0	0	0	57	0
8:35 AM	1	4	2	0	4	15	11	2	10	5	2	0	0	0	0	0	56	0
8:40 AM	1	12	2	2	3	9	6	0	11	9	3	1	0	0	0	0	59	0
8:45 AM	2	4	4	1	4	15	10	1	12	4	1	2	0	1	0	0	60	1
8:50 AM	1	6	2	0	5	12	8	1	5	6	4	1	0	0	0	0	51	0
8:55 AM	1	8	1	0	7	11	6	1	6	5	4	0	0	0	0	0	50	0
HOURLY TOTALS	Southbound			Westbound			Northbound			Eastbound			Pedestrians By Approach				TOTAL	
7:00 AM	8	83	28	1	29	172	82	13	78	39	50	5	0	1	0	3	588	4
7:15 AM	9	83	26	3	33	183	90	12	79	32	44	5	0	1	0	1	599	2
7:30 AM	11	93	20	6	41	182	101	11	87	35	41	7	1	1	0	2	635	4
7:45 AM	13	98	17	8	50	171	97	8	94	51	30	8	1	0	0	2	645	3
8:00 AM	14	87	17	8	48	156	98	9	89	59	27	10	1	1	0	1	622	3

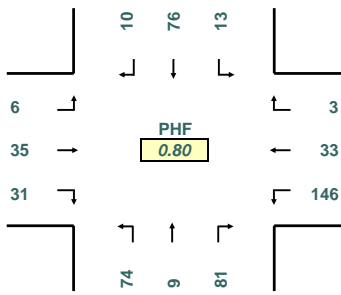
INTERSECTION: *N Vancouver Ave--/N Schmeer Rd--*
 PROJECT ID#:
 QC JOB #: 10247133

START TIME: 7:00 AM
 END TIME: 9:00 AM
 DATE: 4/11/2007

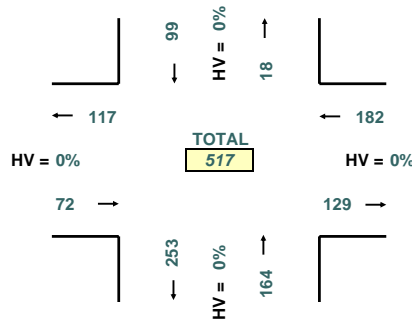


QUALITY COUNTS
 16285 SW 85th Avenue, Ste. 302
 Tigard, OR 97224
 Phone: 503-620-4242
 Fax: 503 620-4545
 www.qualitycounts.net

PEAK HOUR TURNING MOVEMENTS



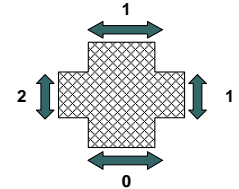
PEAK HOUR LINK VOLUMES



PEAK HOUR: 7:30 AM TO 8:30 AM

PEAK 15 MINUTES: 7:45 AM TO 8:00 AM

PEAK HOUR PED CROSSING VOLUMES



5-MINUTE COUNT PERIOD BEGINNING AT	<i>N Vancouver Ave-- (Southbound)</i>			<i>N Schmeer Rd-- (Westbound)</i>			<i>N Vancouver Ave-- (Northbound)</i>			<i>N Schmeer Rd-- (Eastbound)</i>			Crosswalk Usage (Peds By Approach)				TOTAL	
	Right	Thru	Left	Right	Thru	Left	Right	Thru	Left	Right	Thru	Left	North	East	South	West	Veh	Peds
7:00 AM	0	4	0	0	1	6	3	1	5	3	4	1	0	0	0	1	28	1
7:05 AM	0	2	0	0	1	5	2	2	4	4	2	0	0	0	0	1	22	1
7:10 AM	1	9	3	0	0	12	7	0	2	1	3	2	0	0	0	0	40	0
7:15 AM	0	5	3	0	2	12	3	0	3	2	3	0	0	0	0	0	33	0
7:20 AM	2	7	1	0	0	8	5	1	1	1	3	0	0	0	0	0	29	0
7:25 AM	0	3	1	0	1	7	3	1	2	5	4	0	0	0	0	0	27	0
7:30 AM	0	3	2	0	0	17	8	1	4	4	8	0	0	1	0	0	47	1
7:35 AM	1	7	2	0	1	13	3	3	11	1	3	1	0	0	0	0	46	0
7:40 AM	1	3	1	0	3	12	11	0	3	1	5	0	0	0	0	0	40	0
7:45 AM	1	8	2	0	6	15	9	0	11	2	5	1	0	0	0	1	60	1
7:50 AM	1	8	3	0	8	19	6	1	8	2	5	0	0	0	0	0	61	0
7:55 AM	1	7	1	0	3	13	6	0	6	3	0	0	0	0	0	0	40	0
8:00 AM	0	7	1	1	4	15	8	1	2	3	2	0	0	0	0	0	44	0
8:05 AM	2	1	0	0	0	10	4	1	2	1	0	1	0	0	0	0	22	0
8:10 AM	0	8	0	0	1	4	5	1	9	1	2	1	0	0	0	0	32	0
8:15 AM	0	12	0	1	1	15	10	0	4	2	3	2	0	0	0	1	50	1
8:20 AM	1	6	0	0	3	11	8	0	7	3	1	0	1	0	0	0	40	1
8:25 AM	2	6	1	1	3	2	3	1	7	8	1	0	0	0	0	0	35	0
8:30 AM	1	5	3	0	6	10	5	0	6	7	0	0	0	0	0	0	43	0
8:35 AM	1	1	2	0	3	12	6	2	8	3	2	0	0	0	0	0	40	0
8:40 AM	0	10	1	1	3	6	3	0	9	8	3	0	0	0	0	0	44	0
8:45 AM	1	2	4	1	3	11	6	0	10	4	1	0	0	1	0	0	43	1
8:50 AM	0	5	2	0	1	9	6	1	4	5	3	0	0	0	0	0	36	0
8:55 AM	1	8	0	0	4	7	4	1	6	3	3	0	0	0	0	0	37	0
HOURLY TOTALS	Southbound			Westbound			Northbound			Eastbound			Pedestrians By Approach				TOTAL	
7:00 AM	8	66	19	0	26	139	66	10	60	29	45	5	0	1	0	3	473	4
7:15 AM	9	67	17	1	29	145	71	10	62	26	40	4	0	1	0	1	481	2
7:30 AM	10	76	13	3	33	146	81	9	74	31	35	6	1	1	0	2	517	4
7:45 AM	10	79	14	4	41	132	73	7	79	43	24	5	1	0	0	2	511	3
8:00 AM	9	71	14	5	32	112	68	8	74	48	21	4	1	1	0	1	466	3

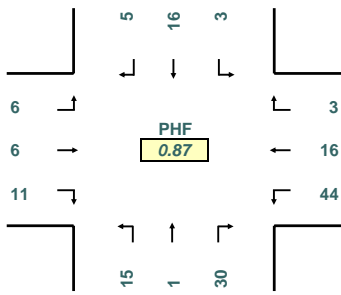
INTERSECTION: *N Vancouver Ave--/N Schmeer Rd--*
 PROJECT ID#:
 QC JOB #: 10247133

START TIME: 7:00 AM
 END TIME: 9:00 AM
 DATE: 4/11/2007

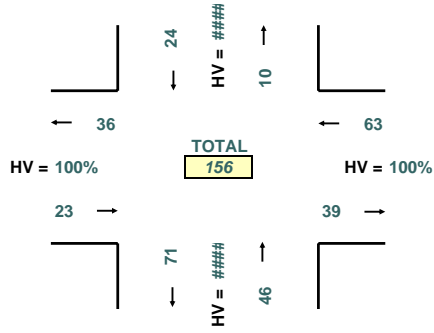


QUALITY COUNTS
 16285 SW 85th Avenue, Ste. 302
 Tigard, OR 97224
 Phone: 503-620-4242
 Fax: 503 620-4545
 www.qualitycounts.net

PEAK HOUR TURNING MOVEMENTS



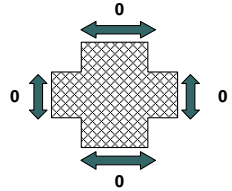
PEAK HOUR LINK VOLUMES



PEAK HOUR: 8:00 AM TO 9:00 AM

PEAK 15 MINUTES: 8:45 AM TO 9:00 AM

PEAK HOUR PED CROSSING VOLUMES



5-MINUTE COUNT PERIOD BEGINNING AT	<i>N Vancouver Ave-- (Southbound)</i>			<i>N Schmeer Rd-- (Westbound)</i>			<i>N Vancouver Ave-- (Northbound)</i>			<i>N Schmeer Rd-- (Eastbound)</i>			Crosswalk Usage (Peds By Approach)				TOTAL	
	Right	Thru	Left	Right	Thru	Left	Right	Thru	Left	Right	Thru	Left	North	East	South	West	Veh	Peds
7:00 AM	0	0	1	0	0	4	0	0	1	4	1	0	0	0	0	0	11	0
7:05 AM	0	4	0	0	0	2	0	1	1	0	1	0	0	0	0	0	9	0
7:10 AM	0	1	0	0	0	3	4	0	1	1	0	0	0	0	0	0	10	0
7:15 AM	0	1	0	0	2	4	1	0	0	1	0	0	0	0	0	0	9	0
7:20 AM	0	0	1	0	0	3	3	0	4	1	1	0	0	0	0	0	13	0
7:25 AM	0	1	1	0	0	3	1	0	3	2	0	0	0	0	0	0	11	0
7:30 AM	0	2	1	0	0	1	1	0	0	1	0	0	0	0	0	0	6	0
7:35 AM	0	1	2	0	0	4	1	1	1	0	0	0	0	0	0	0	10	0
7:40 AM	0	1	2	0	0	3	3	0	4	0	0	0	0	0	0	0	13	0
7:45 AM	0	3	0	0	0	1	1	1	0	0	0	0	0	0	0	0	6	0
7:50 AM	0	1	0	1	0	2	0	0	2	0	1	0	0	0	0	0	7	0
7:55 AM	0	2	1	0	1	3	1	0	1	0	1	0	0	0	0	0	10	0
8:00 AM	0	1	1	1	0	7	3	0	1	1	1	1	0	0	0	0	17	0
8:05 AM	0	1	0	0	0	2	3	0	1	0	0	0	0	0	0	0	7	0
8:10 AM	0	2	0	0	1	5	1	0	0	0	0	0	0	0	0	0	9	0
8:15 AM	1	1	0	0	1	2	3	0	0	1	2	0	0	0	0	0	11	0
8:20 AM	0	1	0	1	4	2	3	0	2	1	1	0	0	0	0	0	15	0
8:25 AM	0	1	0	0	1	4	0	0	1	0	0	0	0	0	0	0	7	0
8:30 AM	1	1	0	0	0	5	1	0	3	2	0	1	0	0	0	0	14	0
8:35 AM	0	3	0	0	1	3	5	0	2	2	0	0	0	0	0	0	16	0
8:40 AM	1	2	1	1	0	3	3	0	2	1	0	1	0	0	0	0	15	0
8:45 AM	1	2	0	0	1	4	4	1	2	0	0	2	0	0	0	0	17	0
8:50 AM	1	1	0	0	4	3	2	0	1	1	1	1	0	0	0	0	15	0
8:55 AM	0	0	1	0	3	4	2	0	0	2	1	0	0	0	0	0	13	0
HOURLY TOTALS	Southbound			Westbound			Northbound			Eastbound			Pedestrians By Approach				TOTAL	
7:00 AM	0	17	9	1	3	33	16	3	18	10	5	0	0	0	0	0	115	0
7:15 AM	0	16	9	2	4	38	19	2	17	6	4	1	0	0	0	0	118	0
7:30 AM	1	17	7	3	8	36	20	2	13	4	6	1	0	0	0	0	118	0
7:45 AM	3	19	3	4	9	39	24	1	15	8	6	3	0	0	0	0	134	0
8:00 AM	5	16	3	3	16	44	30	1	15	11	6	6	0	0	0	0	156	0

INTERSECTION: *N Whitaker Rd--N Schmeer Rd--*
 PROJECT ID#:
 QC JOB #: 10247134

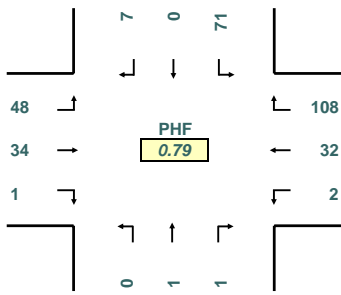
START TIME: 7:00 AM
 END TIME: 9:00 AM
 DATE: 4/11/2007



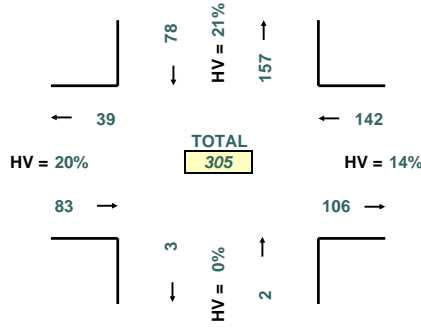
16285 SW 85th Avenue, Ste. 302
 Tigard, OR 97224
 Phone: 503-620-4242
 Fax: 503 620-4545

www.qualitycounts.net

PEAK HOUR TURNING MOVEMENTS



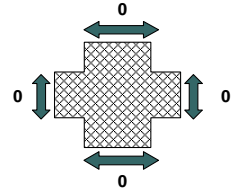
PEAK HOUR LINK VOLUMES



PEAK HOUR: 7:45 AM TO 8:45 AM

PEAK 15 MINUTES: 8:30 AM TO 8:45 AM

PEAK HOUR PED CROSSING VOLUMES



5-MINUTE COUNT PERIOD BEGINNING AT	<i>N Whitaker Rd-- (Southbound)</i>			<i>N Schmeer Rd-- (Westbound)</i>			<i>N Whitaker Rd-- (Northbound)</i>			<i>N Schmeer Rd-- (Eastbound)</i>			Crosswalk Usage (Peds By Approach)				TOTAL	
	Right	Thru	Left	Right	Thru	Left	Right	Thru	Left	Right	Thru	Left	North	East	South	West	Veh	Peds
7:00 AM	0	0	6	8	3	0	0	0	0	0	1	3	0	0	0	0	21	0
7:05 AM	1	0	9	5	1	0	0	0	0	0	1	3	0	0	0	0	20	0
7:10 AM	0	0	4	1	3	1	1	0	0	0	2	1	0	0	0	0	13	0
7:15 AM	1	0	5	2	2	0	0	0	0	0	1	1	0	0	0	0	12	0
7:20 AM	0	0	8	10	2	0	0	1	0	0	2	0	0	0	0	0	23	0
7:25 AM	2	0	7	2	1	0	0	0	0	0	5	4	0	0	0	0	21	0
7:30 AM	2	0	4	7	2	0	1	0	0	0	3	2	0	0	0	0	21	0
7:35 AM	2	0	6	12	3	0	0	0	0	0	3	3	0	0	0	0	29	0
7:40 AM	1	0	5	7	1	0	0	0	0	0	0	0	0	0	0	0	14	0
7:45 AM	0	0	9	6	3	0	0	0	0	0	4	1	0	0	0	0	23	0
7:50 AM	1	0	6	12	7	0	0	0	0	0	2	5	0	0	0	0	33	0
7:55 AM	2	0	5	9	4	0	0	0	0	0	0	5	0	0	0	0	25	0
8:00 AM	0	0	6	5	3	0	0	0	0	0	1	2	0	0	0	0	17	0
8:05 AM	0	0	6	3	0	0	0	0	0	1	0	6	0	0	0	0	16	0
8:10 AM	0	0	3	10	1	1	0	0	0	0	3	7	0	0	0	0	25	0
8:15 AM	1	0	5	5	2	0	0	1	0	0	6	0	0	0	0	0	20	0
8:20 AM	0	0	3	8	1	0	0	0	0	0	5	3	0	0	0	0	20	0
8:25 AM	1	0	7	12	3	0	1	0	0	0	1	4	0	0	0	0	29	0
8:30 AM	0	0	7	12	2	0	0	0	0	0	2	6	0	0	0	0	29	0
8:35 AM	0	0	5	11	4	0	0	0	0	0	4	7	0	0	0	0	31	0
8:40 AM	2	0	9	15	2	1	0	0	0	0	6	2	0	0	0	0	37	0
8:45 AM	2	0	5	13	2	0	2	0	0	0	2	2	0	0	0	0	28	0
8:50 AM	0	0	7	5	5	0	0	0	0	0	3	3	0	0	0	0	23	0
8:55 AM	0	0	12	5	6	0	0	0	0	0	3	2	0	0	0	0	28	0
HOURLY TOTALS	Southbound			Westbound			Northbound			Eastbound			Pedestrians By Approach				TOTAL	
7:00 AM	12	0	74	81	32	1	2	1	0	0	24	28	0	0	0	0	255	0
7:15 AM	11	0	70	85	29	1	1	1	0	1	24	36	0	0	0	0	259	0
7:30 AM	10	0	65	96	30	1	2	1	0	1	28	38	0	0	0	0	272	0
7:45 AM	7	0	71	108	32	2	1	1	0	1	34	48	0	0	0	0	305	0
8:00 AM	6	0	75	104	31	2	3	1	0	1	36	44	0	0	0	0	303	0

INTERSECTION: *N Whitaker Rd--/N Schmeer Rd--*
 PROJECT ID#:
 QC JOB #: 10247134

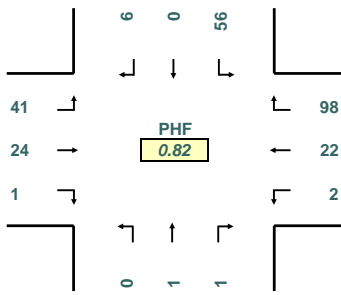
START TIME: 7:00 AM
 END TIME: 9:00 AM
 DATE: 4/11/2007



16285 SW 85th Avenue, Ste. 302
 Tigard, OR 97224
 Phone: 503-620-4242
 Fax: 503 620-4545

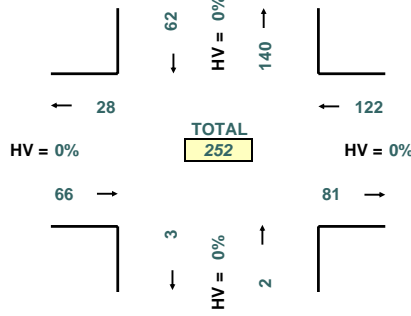
www.qualitycounts.net

PEAK HOUR TURNING MOVEMENTS



PHF
0.82

PEAK HOUR LINK VOLUMES

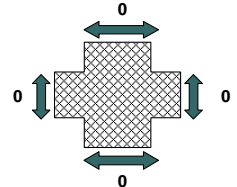


TOTAL
252

PEAK HOUR: 7:45 AM TO 8:45 AM

PEAK 15 MINUTES: 8:30 AM TO 8:45 AM

PEAK HOUR PED CROSSING VOLUMES



5-MINUTE COUNT PERIOD BEGINNING AT	<i>N Whitaker Rd-- (Southbound)</i>			<i>N Schmeer Rd-- (Westbound)</i>			<i>N Whitaker Rd-- (Northbound)</i>			<i>N Schmeer Rd-- (Eastbound)</i>			Crosswalk Usage (Peds By Approach)				TOTAL	
	Right	Thru	Left	Right	Thru	Left	Right	Thru	Left	Right	Thru	Left	North	East	South	West	Veh	Peds
7:00 AM	0	0	5	8	0	0	0	0	0	0	1	3	0	0	0	0	17	0
7:05 AM	1	0	9	5	0	0	0	0	0	0	1	3	0	0	0	0	19	0
7:10 AM	0	0	3	1	3	1	0	0	0	0	2	1	0	0	0	0	11	0
7:15 AM	1	0	4	2	1	0	0	0	0	0	1	1	0	0	0	0	10	0
7:20 AM	0	0	7	8	1	0	0	0	0	0	2	0	0	0	0	0	18	0
7:25 AM	1	0	6	2	0	0	0	0	0	0	5	3	0	0	0	0	17	0
7:30 AM	2	0	4	7	1	0	1	0	0	0	3	2	0	0	0	0	20	0
7:35 AM	2	0	6	12	1	0	0	0	0	0	3	3	0	0	0	0	27	0
7:40 AM	1	0	4	4	1	0	0	0	0	0	0	0	0	0	0	0	10	0
7:45 AM	0	0	5	6	2	0	0	0	0	0	4	1	0	0	0	0	18	0
7:50 AM	1	0	5	12	5	0	0	0	0	0	2	5	0	0	0	0	30	0
7:55 AM	2	0	3	8	3	0	0	0	0	0	0	5	0	0	0	0	21	0
8:00 AM	0	0	4	4	1	0	0	0	0	0	0	2	0	0	0	0	11	0
8:05 AM	0	0	6	3	0	0	0	0	0	1	0	4	0	0	0	0	14	0
8:10 AM	0	0	3	10	1	1	0	0	0	0	2	6	0	0	0	0	23	0
8:15 AM	1	0	5	5	1	0	0	1	0	0	4	0	0	0	0	0	17	0
8:20 AM	0	0	2	6	0	0	0	0	0	0	4	3	0	0	0	0	15	0
8:25 AM	1	0	7	11	2	0	1	0	0	0	0	4	0	0	0	0	26	0
8:30 AM	0	0	5	9	1	0	0	0	0	0	0	5	0	0	0	0	20	0
8:35 AM	0	0	4	10	4	0	0	0	0	0	3	4	0	0	0	0	25	0
8:40 AM	1	0	7	14	2	1	0	0	0	0	5	2	0	0	0	0	32	0
8:45 AM	1	0	5	10	0	0	1	0	0	0	1	2	0	0	0	0	20	0
8:50 AM	0	0	5	3	1	0	0	0	0	0	2	3	0	0	0	0	14	0
8:55 AM	0	0	7	2	4	0	0	0	0	0	3	2	0	0	0	0	18	0
HOURLY TOTALS	Southbound			Westbound			Northbound			Eastbound			Pedestrians By Approach				TOTAL	
7:00 AM	11	0	61	75	18	1	1	0	0	0	24	27	0	0	0	0	218	0
7:15 AM	10	0	57	78	17	1	1	0	0	1	22	32	0	0	0	0	219	0
7:30 AM	10	0	54	88	18	1	2	1	0	1	22	35	0	0	0	0	232	0
7:45 AM	6	0	56	98	22	2	1	1	0	1	24	41	0	0	0	0	252	0
8:00 AM	4	0	60	87	17	2	2	1	0	1	24	37	0	0	0	0	235	0

INTERSECTION: *N Whitaker Rd--/N Schmeer Rd--*
 PROJECT ID#:
 QC JOB #: 10247134

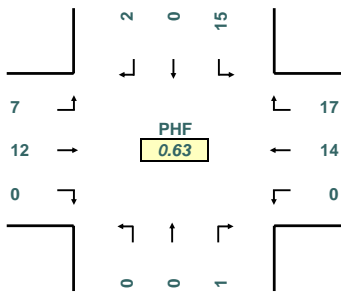
START TIME: 7:00 AM
 END TIME: 9:00 AM
 DATE: 4/11/2007



16285 SW 85th Avenue, Ste. 302
 Tigard, OR 97224
 Phone: 503-620-4242
 Fax: 503 620-4545

www.qualitycounts.net

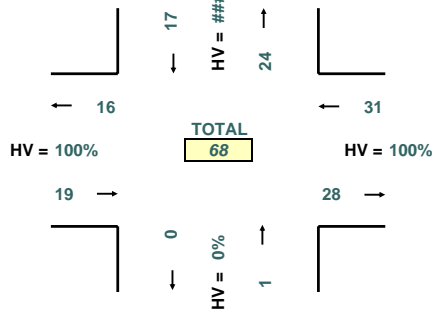
PEAK HOUR TURNING MOVEMENTS



PHF
0.63

PEAK HOUR: 8:00 AM TO 9:00 AM

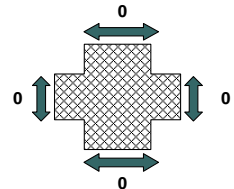
PEAK HOUR LINK VOLUMES



TOTAL
68

PEAK 15 MINUTES: 8:45 AM TO 9:00 AM

PEAK HOUR PED CROSSING VOLUMES



5-MINUTE COUNT PERIOD BEGINNING AT	<i>N Whitaker Rd-- (Southbound)</i>			<i>N Schmeer Rd-- (Westbound)</i>			<i>N Whitaker Rd-- (Northbound)</i>			<i>N Schmeer Rd-- (Eastbound)</i>			Crosswalk Usage (Peds By Approach)				TOTAL	
	Right	Thru	Left	Right	Thru	Left	Right	Thru	Left	Right	Thru	Left	North	East	South	West	Veh	Peds
7:00 AM	0	0	1	0	3	0	0	0	0	0	0	0	0	0	0	0	4	0
7:05 AM	0	0	0	0	1	0	0	0	0	0	0	0	0	0	0	0	1	0
7:10 AM	0	0	1	0	0	0	1	0	0	0	0	0	0	0	0	0	2	0
7:15 AM	0	0	1	0	1	0	0	0	0	0	0	0	0	0	0	0	2	0
7:20 AM	0	0	1	2	1	0	0	1	0	0	0	0	0	0	0	0	5	0
7:25 AM	1	0	1	0	1	0	0	0	0	0	0	1	0	0	0	0	4	0
7:30 AM	0	0	0	0	1	0	0	0	0	0	0	0	0	0	0	0	1	0
7:35 AM	0	0	0	0	2	0	0	0	0	0	0	0	0	0	0	0	2	0
7:40 AM	0	0	1	3	0	0	0	0	0	0	0	0	0	0	0	0	4	0
7:45 AM	0	0	4	0	1	0	0	0	0	0	0	0	0	0	0	0	5	0
7:50 AM	0	0	1	0	2	0	0	0	0	0	0	0	0	0	0	0	3	0
7:55 AM	0	0	2	1	1	0	0	0	0	0	0	0	0	0	0	0	4	0
8:00 AM	0	0	2	1	2	0	0	0	0	1	0	0	0	0	0	0	6	0
8:05 AM	0	0	0	0	0	0	0	0	0	0	2	0	0	0	0	0	2	0
8:10 AM	0	0	0	0	0	0	0	0	0	1	1	0	0	0	0	0	2	0
8:15 AM	0	0	0	0	1	0	0	0	0	2	0	0	0	0	0	0	3	0
8:20 AM	0	0	1	2	1	0	0	0	0	1	0	0	0	0	0	0	5	0
8:25 AM	0	0	0	1	1	0	0	0	0	1	0	0	0	0	0	0	3	0
8:30 AM	0	0	2	3	1	0	0	0	0	2	1	0	0	0	0	0	9	0
8:35 AM	0	0	1	1	0	0	0	0	0	1	3	0	0	0	0	0	6	0
8:40 AM	1	0	2	1	0	0	0	0	0	1	0	0	0	0	0	0	5	0
8:45 AM	1	0	0	3	2	0	1	0	0	1	0	0	0	0	0	0	8	0
8:50 AM	0	0	2	2	4	0	0	0	0	1	0	0	0	0	0	0	9	0
8:55 AM	0	0	5	3	2	0	0	0	0	0	0	0	0	0	0	0	10	0
HOURLY TOTALS	Southbound			Westbound			Northbound			Eastbound			Pedestrians By Approach				TOTAL	
7:00 AM	1	0	13	6	14	0	1	1	0	0	0	1	0	0	0	0	37	0
7:15 AM	1	0	13	7	12	0	0	1	0	0	2	4	0	0	0	0	40	0
7:30 AM	0	0	11	8	12	0	0	0	0	0	6	3	0	0	0	0	40	0
7:45 AM	1	0	15	10	10	0	0	0	0	0	10	7	0	0	0	0	53	0
8:00 AM	2	0	15	17	14	0	1	0	0	0	12	7	0	0	0	0	68	0

INTERSECTION: *N Whitaker Rd--/N Hayden Meadows Dr--*
 PROJECT ID#:
 QC JOB #: 10247135

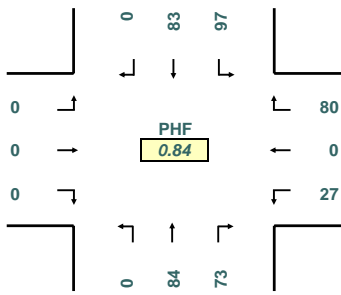
START TIME: 7:00 AM
 END TIME: 9:00 AM
 DATE: 4/11/2007



16285 SW 85th Avenue, Ste. 302
 Tigard, OR 97224
 Phone: 503-620-4242
 Fax: 503 620-4545

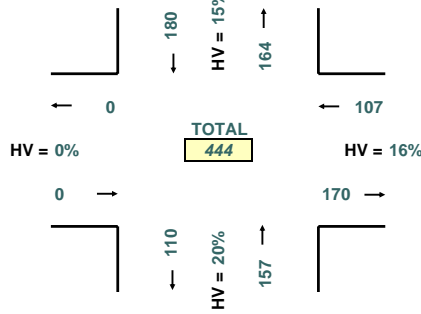
www.qualitycounts.net

PEAK HOUR TURNING MOVEMENTS



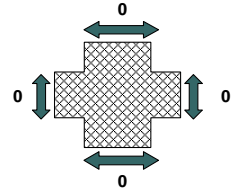
PEAK HOUR: 8:00 AM TO 9:00 AM

PEAK HOUR LINK VOLUMES



PEAK 15 MINUTES: 8:30 AM TO 8:45 AM

PEAK HOUR PED CROSSING VOLUMES



5-MINUTE COUNT PERIOD BEGINNING AT	<i>N Whitaker Rd-- (Southbound)</i>			<i>N Hayden Meadows Dr-- (Westbound)</i>			<i>N Whitaker Rd-- (Northbound)</i>			<i>N Hayden Meadows Dr-- (Eastbound)</i>			Crosswalk Usage (Peds By Approach)				TOTAL	
	Right	Thru	Left	Right	Thru	Left	Right	Thru	Left	Right	Thru	Left	North	East	South	West	Veh	Peds
7:00 AM	0	10	2	2	0	2	4	5	0	0	0	0	0	0	0	0	25	0
7:05 AM	0	6	6	2	0	1	0	6	0	0	0	0	0	0	0	0	21	0
7:10 AM	0	7	5	5	0	1	1	3	0	0	0	0	0	0	0	0	22	0
7:15 AM	0	7	6	0	0	1	3	3	0	0	0	0	1	0	0	0	20	1
7:20 AM	0	11	4	3	0	2	3	9	0	0	0	0	0	0	0	0	32	0
7:25 AM	0	5	3	2	0	2	3	2	0	0	0	0	2	0	0	0	17	2
7:30 AM	0	7	3	1	0	2	2	7	0	0	0	0	2	0	0	0	22	2
7:35 AM	0	10	4	4	0	1	2	14	0	0	0	0	1	0	0	0	35	1
7:40 AM	0	6	6	8	0	0	2	7	0	0	0	0	1	0	0	0	29	1
7:45 AM	0	9	4	4	0	2	1	8	0	0	0	0	0	0	0	0	28	0
7:50 AM	0	6	4	4	0	1	7	8	0	0	0	0	0	0	0	0	30	0
7:55 AM	0	5	2	8	0	1	3	11	0	0	0	0	0	0	0	0	30	0
8:00 AM	0	6	4	5	0	2	3	6	0	0	0	0	0	0	0	0	26	0
8:05 AM	0	6	5	5	0	3	6	3	0	0	0	0	0	0	0	0	28	0
8:10 AM	0	5	7	7	0	1	6	8	0	0	0	0	0	0	0	0	34	0
8:15 AM	0	7	6	5	0	1	1	8	0	0	0	0	0	0	0	0	28	0
8:20 AM	0	5	12	4	0	2	9	3	0	0	0	0	0	0	0	0	35	0
8:25 AM	0	6	9	4	0	3	7	9	0	0	0	0	0	0	0	0	38	0
8:30 AM	0	6	8	10	0	5	10	9	0	0	0	0	0	0	0	0	48	0
8:35 AM	0	4	9	4	0	1	8	7	0	0	0	0	0	0	0	0	33	0
8:40 AM	0	11	8	10	0	1	10	11	0	0	0	0	0	0	0	0	51	0
8:45 AM	0	6	13	10	0	1	6	10	0	0	0	0	0	0	0	0	46	0
8:50 AM	0	10	6	7	0	1	5	5	0	0	0	0	0	0	0	0	34	0
8:55 AM	0	11	10	9	0	6	2	5	0	0	0	0	0	0	0	0	43	0
HOURLY TOTALS	Southbound			Westbound			Northbound			Eastbound			Pedestrians By Approach				TOTAL	
7:00 AM	0	89	49	43	0	16	31	83	0	0	0	0	0	7	0	0	311	7
7:15 AM	0	83	52	51	0	18	41	86	0	0	0	0	0	7	0	0	331	7
7:30 AM	0	78	66	59	0	19	49	92	0	0	0	0	0	4	0	0	363	4
7:45 AM	0	76	78	70	0	23	71	91	0	0	0	0	0	0	0	0	409	0
8:00 AM	0	83	97	80	0	27	73	84	0	0	0	0	0	0	0	0	444	0

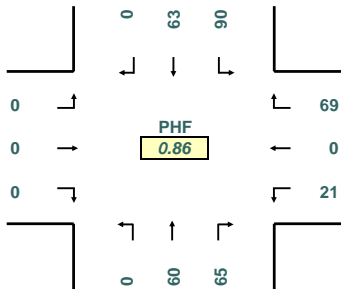
INTERSECTION: *N Whitaker Rd--/N Hayden Meadows Dr--*
 PROJECT ID#:
 QC JOB #: 10247135

START TIME: 7:00 AM
 END TIME: 9:00 AM
 DATE: 4/11/2007

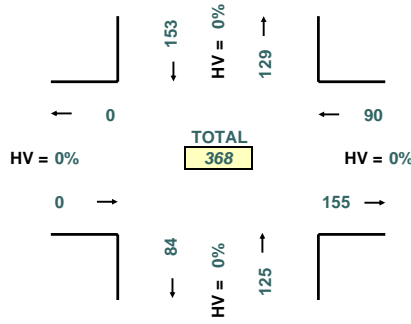


QUALITY COUNTS
 16285 SW 85th Avenue, Ste. 302
 Tigard, OR 97224
 Phone: 503-620-4242
 Fax: 503 620-4545
 www.qualitycounts.net

PEAK HOUR TURNING MOVEMENTS



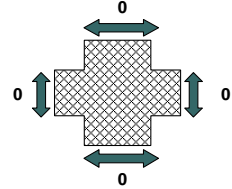
PEAK HOUR LINK VOLUMES



PEAK HOUR: 8:00 AM TO 9:00 AM

PEAK 15 MINUTES: 8:30 AM TO 8:45 AM

PEAK HOUR PED CROSSING VOLUMES



5-MINUTE COUNT PERIOD BEGINNING AT	<i>N Whitaker Rd--</i> (Southbound)			<i>N Hayden Meadows Dr--</i> (Westbound)			<i>N Whitaker Rd--</i> (Northbound)			<i>N Hayden Meadows Dr--</i> (Eastbound)			Crosswalk Usage (Peds By Approach)				TOTAL	
	Right	Thru	Left	Right	Thru	Left	Right	Thru	Left	Right	Thru	Left	North	East	South	West	Veh	Peds
7:00 AM	0	9	1	2	0	2	4	5	0	0	0	0	0	0	0	0	23	0
7:05 AM	0	6	6	2	0	1	0	6	0	0	0	0	0	0	0	0	21	0
7:10 AM	0	5	4	4	0	1	1	3	0	0	0	0	0	0	0	0	18	0
7:15 AM	0	6	5	0	0	1	3	2	0	0	0	0	1	0	0	0	17	1
7:20 AM	0	8	3	3	0	2	3	5	0	0	0	0	0	0	0	0	24	0
7:25 AM	0	4	2	1	0	2	2	1	0	0	0	0	2	0	0	0	12	2
7:30 AM	0	7	2	1	0	2	2	6	0	0	2	0	2	0	0	0	20	2
7:35 AM	0	10	4	3	0	1	2	14	0	0	0	0	1	0	0	0	34	1
7:40 AM	0	5	6	6	0	0	2	4	0	0	0	0	1	0	0	0	23	1
7:45 AM	0	5	4	4	0	2	1	7	0	0	0	0	0	0	0	0	23	0
7:50 AM	0	5	4	2	0	1	7	8	0	0	0	0	0	0	0	0	27	0
7:55 AM	0	3	2	6	0	1	3	9	0	0	0	0	0	0	0	0	24	0
8:00 AM	0	4	3	4	0	2	3	5	0	0	0	0	0	0	0	0	21	0
8:05 AM	0	5	5	5	0	3	4	3	0	0	0	0	0	0	0	0	25	0
8:10 AM	0	4	7	7	0	1	6	6	0	0	0	0	0	0	0	0	31	0
8:15 AM	0	7	6	5	0	1	1	7	0	0	0	0	0	0	0	0	27	0
8:20 AM	0	3	12	4	0	2	8	3	0	0	0	0	0	0	0	0	32	0
8:25 AM	0	4	7	2	0	3	7	6	0	0	0	0	0	0	0	0	29	0
8:30 AM	0	6	8	8	0	1	9	5	0	0	0	0	0	0	0	0	37	0
8:35 AM	0	3	8	4	0	1	7	7	0	0	0	0	0	0	0	0	30	0
8:40 AM	0	9	8	8	0	1	8	6	0	0	0	0	0	0	0	0	40	0
8:45 AM	0	4	11	9	0	1	6	6	0	0	0	0	0	0	0	0	37	0
8:50 AM	0	6	5	5	0	1	5	3	0	0	0	0	0	0	0	0	25	0
8:55 AM	0	8	10	8	0	4	1	3	0	0	0	0	0	0	0	0	34	0
HOURLY TOTALS	Southbound			Westbound			Northbound			Eastbound			Pedestrians By Approach				TOTAL	
7:00 AM	0	73	43	34	0	16	30	70	0	0	0	0	0	7	0	0	266	7
7:15 AM	0	66	47	42	0	18	38	70	0	0	0	0	0	7	0	0	281	7
7:30 AM	0	62	62	49	0	19	46	78	0	0	0	0	0	4	0	0	316	4
7:45 AM	0	58	74	59	0	19	64	72	0	0	0	0	0	0	0	0	346	0
8:00 AM	0	63	90	69	0	21	65	60	0	0	0	0	0	0	0	0	368	0

INTERSECTION: *N Whitaker Rd--N Hayden Meadows Dr--*
 PROJECT ID#:
 QC JOB #: 10247135

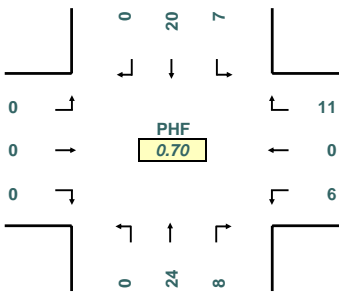
START TIME: 7:00 AM
 END TIME: 9:00 AM
 DATE: 4/11/2007



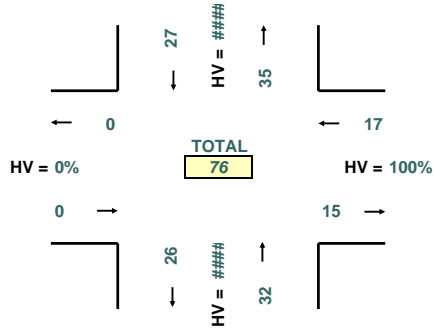
16285 SW 85th Avenue, Ste. 302
 Tigard, OR 97224
 Phone: 503-620-4242
 Fax: 503 620-4545

www.qualitycounts.net

PEAK HOUR TURNING MOVEMENTS



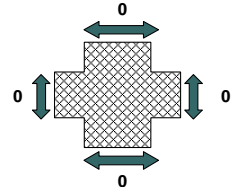
PEAK HOUR LINK VOLUMES



PEAK HOUR: 8:00 AM TO 9:00 AM

PEAK 15 MINUTES: 8:45 AM TO 9:00 AM

PEAK HOUR PED CROSSING VOLUMES



5-MINUTE COUNT PERIOD BEGINNING AT	<i>N Whitaker Rd-- (Southbound)</i>			<i>N Hayden Meadows Dr-- (Westbound)</i>			<i>N Whitaker Rd-- (Northbound)</i>			<i>N Hayden Meadows Dr-- (Eastbound)</i>			Crosswalk Usage (Peds By Approach)				TOTAL	
	Right	Thru	Left	Right	Thru	Left	Right	Thru	Left	Right	Thru	Left	North	East	South	West	Veh	Peds
7:00 AM	0	1	1	0	0	0	0	0	0	0	0	0	0	0	0	0	2	0
7:05 AM	0	0	0	0	0	0	0	0	0	0	0	0	0	0	0	0	0	0
7:10 AM	0	2	1	1	0	0	0	0	0	0	0	0	0	0	0	0	4	0
7:15 AM	0	1	1	0	0	0	0	0	1	0	0	0	0	0	0	0	3	0
7:20 AM	0	3	1	0	0	0	0	4	0	0	0	0	0	0	0	0	8	0
7:25 AM	0	1	1	1	0	0	1	1	0	0	0	0	0	0	0	0	5	0
7:30 AM	0	0	1	0	0	0	0	1	0	0	0	0	0	0	0	0	2	0
7:35 AM	0	0	0	1	0	0	0	0	0	0	0	0	0	0	0	0	1	0
7:40 AM	0	1	0	2	0	0	0	3	0	0	0	0	0	0	0	0	6	0
7:45 AM	0	4	0	0	0	0	0	1	0	0	0	0	0	0	0	0	5	0
7:50 AM	0	1	0	2	0	0	0	0	0	0	0	0	0	0	0	0	3	0
7:55 AM	0	2	0	2	0	0	0	2	0	0	0	0	0	0	0	0	6	0
8:00 AM	0	2	1	1	0	0	0	1	0	0	0	0	0	0	0	0	5	0
8:05 AM	0	1	0	0	0	0	2	0	0	0	0	0	0	0	0	0	3	0
8:10 AM	0	1	0	0	0	0	0	2	0	0	0	0	0	0	0	0	3	0
8:15 AM	0	0	0	0	0	0	0	1	0	0	0	0	0	0	0	0	1	0
8:20 AM	0	2	0	0	0	0	1	0	0	0	0	0	0	0	0	0	3	0
8:25 AM	0	2	2	2	0	0	0	3	0	0	0	0	0	0	0	0	9	0
8:30 AM	0	0	0	2	0	4	1	4	0	0	0	0	0	0	0	0	11	0
8:35 AM	0	1	1	0	0	0	1	0	0	0	0	0	0	0	0	0	3	0
8:40 AM	0	2	0	2	0	0	2	5	0	0	0	0	0	0	0	0	11	0
8:45 AM	0	2	2	1	0	0	0	4	0	0	0	0	0	0	0	0	9	0
8:50 AM	0	4	1	2	0	0	0	2	0	0	0	0	0	0	0	0	9	0
8:55 AM	0	3	0	1	0	2	1	2	0	0	0	0	0	0	0	0	9	0
HOURLY TOTALS	Southbound			Westbound			Northbound			Eastbound			Pedestrians By Approach				TOTAL	
7:00 AM	0	16	6	9	0	0	1	13	0	0	0	0	0	0	0	0	45	0
7:15 AM	0	17	5	9	0	0	3	16	0	0	0	0	0	0	0	0	50	0
7:30 AM	0	16	4	10	0	0	3	14	0	0	0	0	0	0	0	0	47	0
7:45 AM	0	18	4	11	0	4	7	19	0	0	0	0	0	0	0	0	63	0
8:00 AM	0	20	7	11	0	6	8	24	0	0	0	0	0	0	0	0	76	0

INTERSECTION: *N Expo Rd--/N Victory Blvd--*
 PROJECT ID#:
 QC JOB #: 10247136

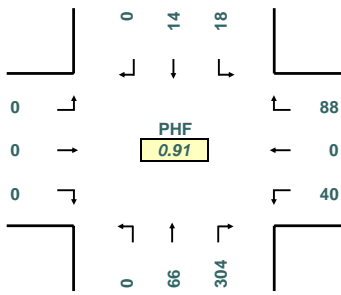
START TIME: 7:00 AM
 END TIME: 9:00 AM
 DATE: 4/11/2007



16285 SW 85th Avenue, Ste. 302
 Tigard, OR 97224
 Phone: 503-620-4242
 Fax: 503 620-4545

www.qualitycounts.net

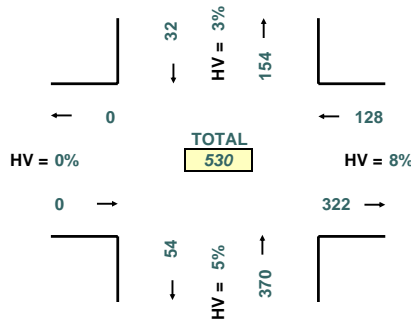
PEAK HOUR TURNING MOVEMENTS



PHF
0.91

PEAK HOUR: 7:00 AM TO 8:00 AM

PEAK HOUR LINK VOLUMES

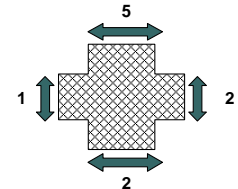


HV = 0%

TOTAL
530

PEAK 15 MINUTES: 7:00 AM TO 7:15 AM

PEAK HOUR PED CROSSING VOLUMES



5-MINUTE COUNT PERIOD BEGINNING AT	<i>N Expo Rd--</i> (Southbound)			<i>N Victory Blvd--</i> (Westbound)			<i>N Expo Rd--</i> (Northbound)			<i>N Victory Blvd--</i> (Eastbound)			Crosswalk Usage (Peds By Approach)				TOTAL	
	Right	Thru	Left	Right	Thru	Left	Right	Thru	Left	Right	Thru	Left	North	East	South	West	Veh	Peds
7:00 AM	0	2	1	15	0	4	20	6	0	0	0	0	1	0	0	0	48	1
7:05 AM	0	1	0	9	0	1	31	10	0	0	0	0	1	0	0	0	52	1
7:10 AM	0	1	4	5	0	3	25	7	0	0	0	0	0	0	0	0	45	0
7:15 AM	0	0	2	9	0	1	20	6	0	0	0	0	1	0	0	0	38	1
7:20 AM	0	0	2	5	0	3	34	8	0	0	0	0	2	0	0	0	52	2
7:25 AM	0	0	0	6	0	2	23	8	0	0	0	0	0	0	0	0	39	0
7:30 AM	0	1	2	5	0	5	19	5	0	0	0	0	0	0	0	0	37	0
7:35 AM	0	2	0	6	0	2	34	4	0	0	0	0	0	0	0	0	48	0
7:40 AM	0	3	2	7	0	8	28	2	0	0	0	0	0	2	0	1	50	3
7:45 AM	0	1	4	9	0	5	17	2	0	0	0	0	0	0	0	0	38	0
7:50 AM	0	3	1	2	0	4	35	5	0	0	0	0	0	0	2	0	50	2
7:55 AM	0	0	0	10	0	2	18	3	0	0	0	0	0	0	0	0	33	0
8:00 AM	0	1	1	6	0	3	27	2	0	0	0	0	0	0	0	0	40	0
8:05 AM	0	2	0	6	0	3	8	5	0	0	0	0	0	0	0	0	24	0
8:10 AM	0	1	0	5	0	4	9	1	0	0	0	0	0	0	0	0	20	0
8:15 AM	0	1	4	11	0	4	16	5	0	0	0	0	0	0	0	0	41	0
8:20 AM	0	0	2	8	0	3	21	2	0	0	0	0	1	0	0	0	36	1
8:25 AM	0	0	1	5	0	3	8	5	0	0	0	0	0	0	0	0	22	0
8:30 AM	0	0	2	7	0	7	13	4	0	0	0	0	0	0	0	0	33	0
8:35 AM	0	0	2	6	0	6	10	3	0	0	0	0	0	0	0	1	27	1
8:40 AM	0	2	2	10	0	9	10	6	0	0	0	0	0	0	0	0	39	0
8:45 AM	0	0	3	10	0	4	9	3	0	0	0	0	0	0	0	0	29	0
8:50 AM	0	1	3	14	0	7	13	1	0	0	0	0	0	0	0	0	39	0
8:55 AM	0	3	4	14	0	7	10	3	0	0	0	0	0	0	0	0	41	0
HOURLY TOTALS	Southbound			Westbound			Northbound			Eastbound			Pedestrians By Approach				TOTAL	
7:00 AM	0	14	18	88	0	40	304	66	0	0	0	0	5	2	2	1	530	10
7:15 AM	0	14	14	76	0	42	272	51	0	0	0	0	3	2	2	1	469	8
7:30 AM	0	15	17	80	0	46	240	41	0	0	0	0	1	2	2	1	439	6
7:45 AM	0	11	19	85	0	53	192	43	0	0	0	0	1	0	2	1	403	4
8:00 AM	0	11	24	102	0	60	154	40	0	0	0	0	1	0	0	1	391	2

INTERSECTION: *N Expo Rd--/N Victory Blvd--*
 PROJECT ID#:
 QC JOB #: 10247136

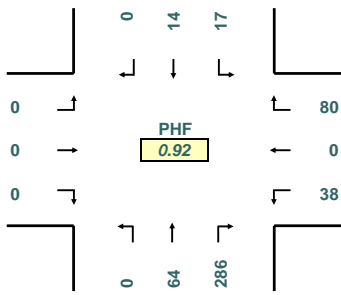
START TIME: 7:00 AM
 END TIME: 9:00 AM
 DATE: 4/11/2007



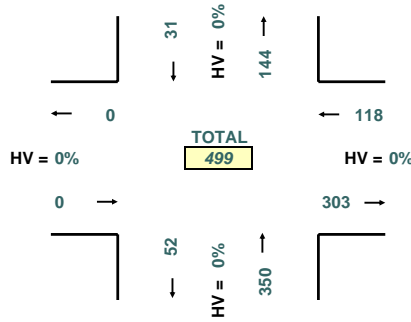
16285 SW 85th Avenue, Ste. 302
 Tigard, OR 97224
 Phone: 503-620-4242
 Fax: 503 620-4545

www.qualitycounts.net

PEAK HOUR TURNING MOVEMENTS



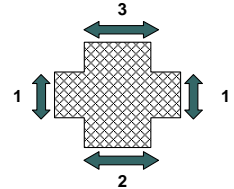
PEAK HOUR LINK VOLUMES



PEAK HOUR: 7:00 AM TO 8:00 AM

PEAK 15 MINUTES: 7:00 AM TO 7:15 AM

PEAK HOUR PED CROSSING VOLUMES



5-MINUTE COUNT PERIOD BEGINNING AT	<i>N Expo Rd-- (Southbound)</i>			<i>N Victory Blvd-- (Westbound)</i>			<i>N Expo Rd-- (Northbound)</i>			<i>N Victory Blvd-- (Eastbound)</i>			Crosswalk Usage (Peds By Approach)				TOTAL	
	Right	Thru	Left	Right	Thru	Left	Right	Thru	Left	Right	Thru	Left	North	East	South	West	Veh	Peds
7:00 AM	0	2	1	15	0	4	19	6	0	0	0	0	1	0	0	0	47	1
7:05 AM	0	1	0	9	0	0	29	10	0	0	0	0	1	0	0	0	49	1
7:10 AM	0	1	3	4	0	3	21	7	0	0	0	0	0	0	0	0	39	0
7:15 AM	0	0	2	8	0	1	20	6	0	0	0	0	1	0	0	0	37	1
7:20 AM	0	0	2	4	0	3	30	8	0	0	0	0	0	0	0	0	47	0
7:25 AM	0	0	0	3	0	2	22	8	0	0	0	0	0	0	0	0	35	0
7:30 AM	0	1	2	5	0	5	19	5	0	0	0	0	0	0	0	0	37	0
7:35 AM	0	2	0	6	0	2	33	4	0	0	0	0	0	0	0	0	47	0
7:40 AM	0	3	2	7	0	7	28	2	0	0	0	0	0	1	0	1	49	2
7:45 AM	0	1	4	8	0	5	17	1	0	0	0	0	0	0	0	0	36	0
7:50 AM	0	3	1	2	0	4	31	4	0	0	0	0	0	0	2	0	45	2
7:55 AM	0	0	0	9	0	2	17	3	0	0	0	0	0	0	0	0	31	0
8:00 AM	0	1	0	6	0	3	23	2	0	0	0	0	0	0	0	0	35	0
8:05 AM	0	2	0	6	0	2	7	4	0	0	0	0	0	0	0	0	21	0
8:10 AM	0	1	0	5	0	4	9	1	0	0	0	0	0	0	0	0	20	0
8:15 AM	0	1	4	10	0	4	15	5	0	0	0	0	0	0	0	0	39	0
8:20 AM	0	0	2	6	0	3	20	2	0	0	0	0	0	0	0	0	33	0
8:25 AM	0	0	1	5	0	2	8	5	0	0	0	0	0	0	0	0	21	0
8:30 AM	0	0	2	7	0	6	12	1	0	0	0	0	0	0	0	0	28	0
8:35 AM	0	0	1	3	0	5	10	3	0	0	0	0	0	0	0	1	22	1
8:40 AM	0	1	2	8	0	5	10	4	0	0	0	0	0	0	0	0	30	0
8:45 AM	0	0	3	8	0	2	9	2	0	0	0	0	0	0	0	0	24	0
8:50 AM	0	1	3	11	0	5	9	1	0	0	0	0	0	0	0	0	30	0
8:55 AM	0	3	4	8	0	5	9	3	0	0	0	0	0	0	0	0	32	0
HOURLY TOTALS	Southbound			Westbound			Northbound			Eastbound			Pedestrians By Approach				TOTAL	
7:00 AM	0	14	17	80	0	38	286	64	0	0	0	0	3	1	2	1	499	7
7:15 AM	0	14	13	69	0	40	256	48	0	0	0	0	1	1	2	1	440	5
7:30 AM	0	15	16	75	0	43	227	38	0	0	0	0	0	1	2	1	414	4
7:45 AM	0	10	17	75	0	45	179	35	0	0	0	0	0	0	2	1	361	3
8:00 AM	0	10	22	83	0	46	141	33	0	0	0	0	0	0	0	1	335	1

INTERSECTION: *N Expo Rd--/N Victory Blvd--*
 PROJECT ID#:
 QC JOB #: 10247136

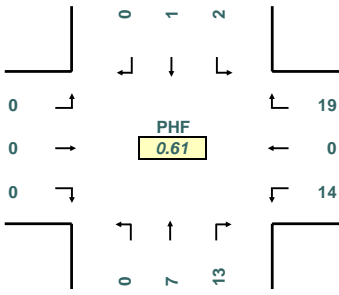
START TIME: 7:00 AM
 END TIME: 9:00 AM
 DATE: 4/11/2007



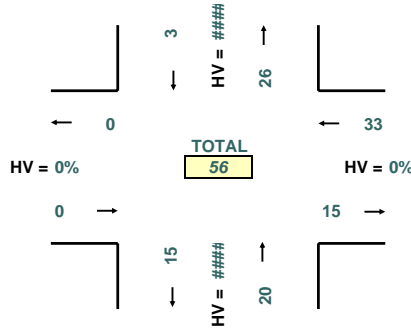
16285 SW 85th Avenue, Ste. 302
 Tigard, OR 97224
 Phone: 503-620-4242
 Fax: 503 620-4545

www.qualitycounts.net

PEAK HOUR TURNING MOVEMENTS



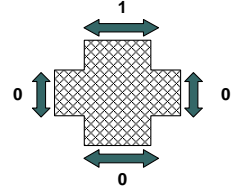
PEAK HOUR LINK VOLUMES



PEAK HOUR: 8:00 AM TO 9:00 AM

PEAK 15 MINUTES: 8:45 AM TO 9:00 AM

PEAK HOUR PED CROSSING VOLUMES



5-MINUTE COUNT PERIOD BEGINNING AT	<i>N Expo Rd-- (Southbound)</i>			<i>N Victory Blvd-- (Westbound)</i>			<i>N Expo Rd-- (Northbound)</i>			<i>N Victory Blvd-- (Eastbound)</i>			Crosswalk Usage (Peds By Approach)				TOTAL	
	Right	Thru	Left	Right	Thru	Left	Right	Thru	Left	Right	Thru	Left	North	East	South	West	Veh	Peds
7:00 AM	0	0	0	0	0	0	1	0	0	0	0	0	0	0	0	0	1	0
7:05 AM	0	0	0	0	0	1	2	0	0	0	0	0	0	0	0	0	3	0
7:10 AM	0	0	1	1	0	0	4	0	0	0	0	0	0	0	0	0	6	0
7:15 AM	0	0	0	1	0	0	0	0	0	0	0	0	0	0	0	0	1	0
7:20 AM	0	0	0	1	0	0	4	0	0	0	0	0	2	0	0	0	5	2
7:25 AM	0	0	0	3	0	0	1	0	0	0	0	0	0	0	0	0	4	0
7:30 AM	0	0	0	0	0	0	0	0	0	0	0	0	0	0	0	0	0	0
7:35 AM	0	0	0	0	0	0	1	0	0	0	0	0	0	0	0	0	1	0
7:40 AM	0	0	0	0	0	1	0	0	0	0	0	0	0	1	0	0	1	1
7:45 AM	0	0	0	1	0	0	0	1	0	0	0	0	0	0	0	0	2	0
7:50 AM	0	0	0	0	0	0	4	1	0	0	0	0	0	0	0	0	5	0
7:55 AM	0	0	0	1	0	0	1	0	0	0	0	0	0	0	0	0	2	0
8:00 AM	0	0	1	0	0	0	4	0	0	0	0	0	0	0	0	0	5	0
8:05 AM	0	0	0	0	0	1	1	1	0	0	0	0	0	0	0	0	3	0
8:10 AM	0	0	0	0	0	0	0	0	0	0	0	0	0	0	0	0	0	0
8:15 AM	0	0	0	1	0	0	1	0	0	0	0	0	0	0	0	0	2	0
8:20 AM	0	0	0	2	0	0	1	0	0	0	0	1	0	0	0	0	3	1
8:25 AM	0	0	0	0	0	1	0	0	0	0	0	0	0	0	0	0	1	0
8:30 AM	0	0	0	0	0	1	1	3	0	0	0	0	0	0	0	0	5	0
8:35 AM	0	0	1	3	0	1	0	0	0	0	0	0	0	0	0	0	5	0
8:40 AM	0	1	0	2	0	4	0	2	0	0	0	0	0	0	0	0	9	0
8:45 AM	0	0	0	2	0	2	0	1	0	0	0	0	0	0	0	0	5	0
8:50 AM	0	0	0	3	0	2	4	0	0	0	0	0	0	0	0	0	9	0
8:55 AM	0	0	0	6	0	2	1	0	0	0	0	0	0	0	0	0	9	0
HOURLY TOTALS	Southbound			Westbound			Northbound			Eastbound			Pedestrians By Approach				TOTAL	
7:00 AM	0	0	1	8	0	2	18	2	0	0	0	0	2	1	0	0	31	3
7:15 AM	0	0	1	7	0	2	16	3	0	0	0	0	2	1	0	0	29	3
7:30 AM	0	0	1	5	0	3	13	3	0	0	0	0	1	1	0	0	25	2
7:45 AM	0	1	2	10	0	8	13	8	0	0	0	0	1	0	0	0	42	1
8:00 AM	0	1	2	19	0	14	13	7	0	0	0	0	1	0	0	0	56	1

INTERSECTION: *N Union Ct--N Hayden Meadows Dr--*
 PROJECT ID#:
 QC JOB #: 10247137

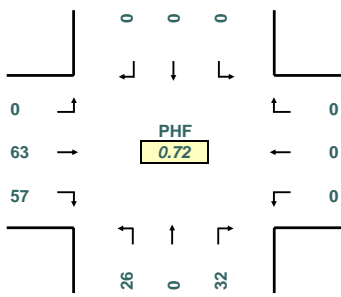
START TIME: 7:00 AM
 END TIME: 9:00 AM
 DATE: 4/11/2007



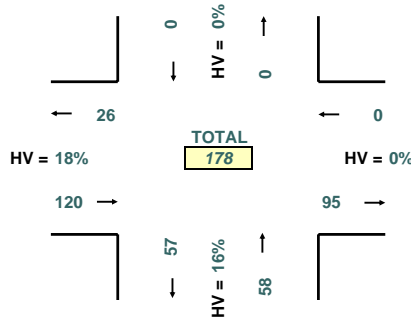
16285 SW 85th Avenue, Ste. 302
 Tigard, OR 97224
 Phone: 503-620-4242
 Fax: 503 620-4545

www.qualitycounts.net

PEAK HOUR TURNING MOVEMENTS



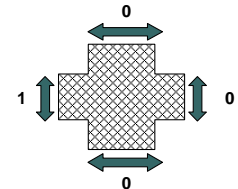
PEAK HOUR LINK VOLUMES



PEAK HOUR: 8:00 AM TO 9:00 AM

PEAK 15 MINUTES: 8:45 AM TO 9:00 AM

PEAK HOUR PED CROSSING VOLUMES



5-MINUTE COUNT PERIOD BEGINNING AT	<i>N Union Ct-- (Southbound)</i>			<i>N Hayden Meadows Dr-- (Westbound)</i>			<i>N Union Ct-- (Northbound)</i>			<i>N Hayden Meadows Dr-- (Eastbound)</i>			Crosswalk Usage (Peds By Approach)				TOTAL	
	Right	Thru	Left	Right	Thru	Left	Right	Thru	Left	Right	Thru	Left	North	East	South	West	Veh	Peds
7:00 AM	0	0	0	0	0	0	0	0	0	4	5	0	0	0	0	0	9	0
7:05 AM	0	0	0	0	0	0	0	0	2	8	2	0	0	0	0	1	12	1
7:10 AM	0	0	0	0	0	0	0	0	2	3	4	0	0	0	0	0	9	0
7:15 AM	0	0	0	0	0	0	2	0	1	1	4	0	0	0	0	1	8	1
7:20 AM	0	0	0	0	0	0	1	0	5	4	0	0	0	0	0	0	10	0
7:25 AM	0	0	0	0	0	0	1	0	0	5	6	0	0	0	0	0	12	0
7:30 AM	0	0	0	0	0	0	0	0	3	4	4	0	0	0	0	0	11	0
7:35 AM	0	0	0	0	0	0	1	0	4	10	4	0	0	0	0	0	19	0
7:40 AM	0	0	0	0	0	0	2	0	1	4	6	0	0	0	0	0	13	0
7:45 AM	0	0	0	0	0	0	0	0	2	5	6	0	0	0	0	0	13	0
7:50 AM	0	0	0	0	0	0	2	0	1	3	4	0	0	0	1	0	10	1
7:55 AM	0	0	0	0	0	0	0	0	0	11	7	0	0	0	0	0	18	0
8:00 AM	0	0	0	0	0	0	1	0	2	2	3	0	0	0	0	0	8	0
8:05 AM	0	0	0	0	0	0	0	0	2	5	9	0	0	0	0	0	16	0
8:10 AM	0	0	0	0	0	0	3	0	6	2	9	0	0	0	0	0	20	0
8:15 AM	0	0	0	0	0	0	2	0	1	3	6	0	0	0	0	1	12	1
8:20 AM	0	0	0	0	0	0	2	0	1	2	6	0	0	0	0	0	11	0
8:25 AM	0	0	0	0	0	0	2	0	1	7	5	0	0	0	0	0	15	0
8:30 AM	0	0	0	0	0	0	3	0	1	5	4	0	0	0	0	0	13	0
8:35 AM	0	0	0	0	0	0	2	0	0	4	2	0	0	0	0	0	8	0
8:40 AM	0	0	0	0	0	0	3	0	3	4	3	0	0	0	0	0	13	0
8:45 AM	0	0	0	0	0	0	2	0	1	9	4	0	0	0	0	0	16	0
8:50 AM	0	0	0	0	0	0	4	0	4	6	5	0	0	0	0	0	19	0
8:55 AM	0	0	0	0	0	0	8	0	4	8	7	0	0	0	0	0	27	0
HOURLY TOTALS	Southbound			Westbound			Northbound			Eastbound			Pedestrians By Approach				TOTAL	
7:00 AM	0	0	0	0	0	0	9	0	21	62	52	0	0	0	0	3	144	3
7:15 AM	0	0	0	0	0	0	13	0	27	56	62	0	0	0	0	2	158	2
7:30 AM	0	0	0	0	0	0	15	0	24	58	69	0	0	0	0	2	166	2
7:45 AM	0	0	0	0	0	0	20	0	20	53	64	0	0	0	0	2	157	2
8:00 AM	0	0	0	0	0	0	32	0	26	57	63	0	0	0	0	1	178	1

INTERSECTION: *N Union Ct--N Hayden Meadows Dr--*
 PROJECT ID#: _____
 QC JOB #: 10247137

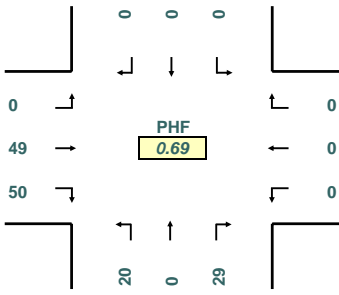
START TIME: 7:00 AM
 END TIME: 9:00 AM
 DATE: 4/11/2007



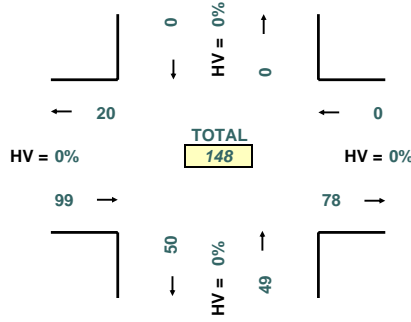
16285 SW 85th Avenue, Ste. 302
 Tigard, OR 97224
 Phone: 503-620-4242
 Fax: 503 620-4545

www.qualitycounts.net

PEAK HOUR TURNING MOVEMENTS



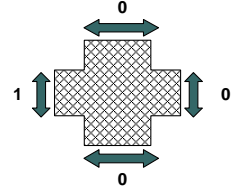
PEAK HOUR LINK VOLUMES



PEAK HOUR: 8:00 AM TO 9:00 AM

PEAK 15 MINUTES: 8:45 AM TO 9:00 AM

PEAK HOUR PED CROSSING VOLUMES



5-MINUTE COUNT PERIOD BEGINNING AT	N Union Ct-- (Southbound)			N Hayden Meadows Dr-- (Westbound)			N Union Ct-- (Northbound)			N Hayden Meadows Dr-- (Eastbound)			Crosswalk Usage (Peds By Approach)				TOTAL	
	Right	Thru	Left	Right	Thru	Left	Right	Thru	Left	Right	Thru	Left	North	East	South	West	Veh	Peds
7:00 AM	0	0	0	0	0	0	0	0	0	2	3	0	0	0	0	0	5	0
7:05 AM	0	0	0	0	0	0	0	0	1	6	2	0	0	0	0	1	9	1
7:10 AM	0	0	0	0	0	0	0	0	2	3	4	0	0	0	0	0	9	0
7:15 AM	0	0	0	0	0	0	1	0	1	0	4	0	0	0	0	1	6	1
7:20 AM	0	0	0	0	0	0	0	0	4	3	0	0	0	0	0	0	7	0
7:25 AM	0	0	0	0	0	0	1	0	0	5	6	0	0	0	0	0	12	0
7:30 AM	0	0	0	0	0	0	0	0	2	4	4	0	0	0	0	0	10	0
7:35 AM	0	0	0	0	0	0	1	0	4	10	3	0	0	0	0	0	18	0
7:40 AM	0	0	0	0	0	0	1	0	1	3	5	0	0	0	0	0	10	0
7:45 AM	0	0	0	0	0	0	0	0	2	5	6	0	0	0	0	0	13	0
7:50 AM	0	0	0	0	0	0	1	0	1	3	3	0	0	0	0	1	8	1
7:55 AM	0	0	0	0	0	0	0	0	0	11	6	0	0	0	0	0	17	0
8:00 AM	0	0	0	0	0	0	1	0	1	1	2	0	0	0	0	0	5	0
8:05 AM	0	0	0	0	0	0	0	0	1	5	6	0	0	0	0	0	12	0
8:10 AM	0	0	0	0	0	0	3	0	5	2	7	0	0	0	0	0	17	0
8:15 AM	0	0	0	0	0	0	1	0	1	3	5	0	0	0	0	1	10	1
8:20 AM	0	0	0	0	0	0	1	0	1	2	4	0	0	0	0	0	8	0
8:25 AM	0	0	0	0	0	0	2	0	1	5	4	0	0	0	0	0	12	0
8:30 AM	0	0	0	0	0	0	3	0	1	5	2	0	0	0	0	0	11	0
8:35 AM	0	0	0	0	0	0	1	0	0	4	2	0	0	0	0	0	7	0
8:40 AM	0	0	0	0	0	0	3	0	3	3	3	0	0	0	0	0	12	0
8:45 AM	0	0	0	0	0	0	2	0	1	9	4	0	0	0	0	0	16	0
8:50 AM	0	0	0	0	0	0	4	0	2	5	4	0	0	0	0	0	15	0
8:55 AM	0	0	0	0	0	0	8	0	3	6	6	0	0	0	0	0	23	0
HOURLY TOTALS	Southbound			Westbound			Northbound			Eastbound			Pedestrians By Approach				TOTAL	
7:00 AM	0	0	0	0	0	0	5	0	18	55	46	0	0	0	0	3	124	3
7:15 AM	0	0	0	0	0	0	9	0	22	52	52	0	0	0	0	2	135	2
7:30 AM	0	0	0	0	0	0	11	0	20	54	55	0	0	0	0	2	140	2
7:45 AM	0	0	0	0	0	0	16	0	17	49	50	0	0	0	0	2	132	2
8:00 AM	0	0	0	0	0	0	29	0	20	50	49	0	0	0	0	1	148	1

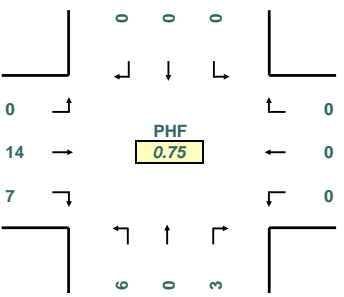
INTERSECTION: *N Union Ct--N Hayden Meadows Dr--*
 PROJECT ID#:
 QC JOB #: 10247137

START TIME: 7:00 AM
 END TIME: 9:00 AM
 DATE: 4/11/2007

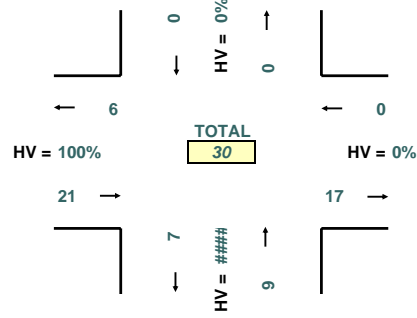


16285 SW 85th Avenue, Ste. 302
 Tigard, OR 97224
 Phone: 503-620-4242
 Fax: 503 620-4545
 www.qualitycounts.net

PEAK HOUR TURNING MOVEMENTS



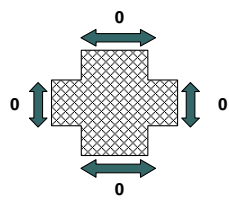
PEAK HOUR LINK VOLUMES



PEAK HOUR: 8:00 AM TO 9:00 AM

PEAK 15 MINUTES: 8:00 AM TO 8:15 AM

PEAK HOUR PED CROSSING VOLUMES



5-MINUTE COUNT PERIOD BEGINNING AT	<i>N Union Ct-- (Southbound)</i>			<i>N Hayden Meadows Dr-- (Westbound)</i>			<i>N Union Ct-- (Northbound)</i>			<i>N Hayden Meadows Dr-- (Eastbound)</i>			Crosswalk Usage (Peds By Approach)				TOTAL	
	Right	Thru	Left	Right	Thru	Left	Right	Thru	Left	Right	Thru	Left	North	East	South	West	Veh	Peds
7:00 AM	0	0	0	0	0	0	0	0	0	2	2	0	0	0	0	0	4	0
7:05 AM	0	0	0	0	0	0	0	0	1	2	0	0	0	0	0	0	3	0
7:10 AM	0	0	0	0	0	0	0	0	0	0	0	0	0	0	0	0	0	0
7:15 AM	0	0	0	0	0	0	1	0	0	1	0	0	0	0	0	0	2	0
7:20 AM	0	0	0	0	0	0	1	0	1	1	0	0	0	0	0	0	3	0
7:25 AM	0	0	0	0	0	0	0	0	0	0	0	0	0	0	0	0	0	0
7:30 AM	0	0	0	0	0	0	0	0	1	0	0	0	0	0	0	0	1	0
7:35 AM	0	0	0	0	0	0	0	0	0	0	1	0	0	0	0	0	1	0
7:40 AM	0	0	0	0	0	0	1	0	0	1	1	0	0	0	0	0	3	0
7:45 AM	0	0	0	0	0	0	0	0	0	0	0	0	0	0	0	0	0	0
7:50 AM	0	0	0	0	0	0	1	0	0	0	1	0	0	0	0	0	2	0
7:55 AM	0	0	0	0	0	0	0	0	0	0	1	0	0	0	0	0	1	0
8:00 AM	0	0	0	0	0	0	0	0	1	1	1	0	0	0	0	0	3	0
8:05 AM	0	0	0	0	0	0	0	0	1	0	3	0	0	0	0	0	4	0
8:10 AM	0	0	0	0	0	0	0	0	1	0	2	0	0	0	0	0	3	0
8:15 AM	0	0	0	0	0	0	1	0	0	0	1	0	0	0	0	0	2	0
8:20 AM	0	0	0	0	0	0	1	0	0	0	2	0	0	0	0	0	3	0
8:25 AM	0	0	0	0	0	0	0	0	0	2	1	0	0	0	0	0	3	0
8:30 AM	0	0	0	0	0	0	0	0	0	0	2	0	0	0	0	0	2	0
8:35 AM	0	0	0	0	0	0	1	0	0	0	0	0	0	0	0	0	1	0
8:40 AM	0	0	0	0	0	0	0	0	0	1	0	0	0	0	0	0	1	0
8:45 AM	0	0	0	0	0	0	0	0	0	0	0	0	0	0	0	0	0	0
8:50 AM	0	0	0	0	0	0	0	0	2	1	1	0	0	0	0	0	4	0
8:55 AM	0	0	0	0	0	0	0	0	1	2	1	0	0	0	0	0	4	0
HOURLY TOTALS	Southbound			Westbound			Northbound			Eastbound			Pedestrians By Approach				TOTAL	
7:00 AM	0	0	0	0	0	0	4	0	3	7	6	0	0	0	0	0	20	0
7:15 AM	0	0	0	0	0	0	4	0	5	4	10	0	0	0	0	0	23	0
7:30 AM	0	0	0	0	0	0	4	0	4	4	14	0	0	0	0	0	26	0
7:45 AM	0	0	0	0	0	0	4	0	3	4	14	0	0	0	0	0	25	0
8:00 AM	0	0	0	0	0	0	3	0	6	7	14	0	0	0	0	0	30	0

INTERSECTION: *NE 6th Dr--/N Marine Dr--/NE Faloma Rd*
 PROJECT ID#:
 QC JOB #: 10247138

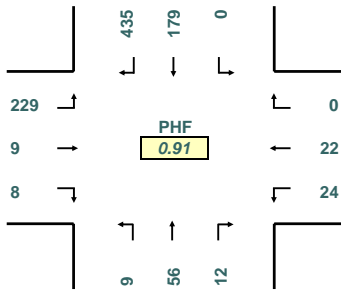
START TIME: 7:00 AM
 END TIME: 9:00 AM
 DATE: 4/11/2007



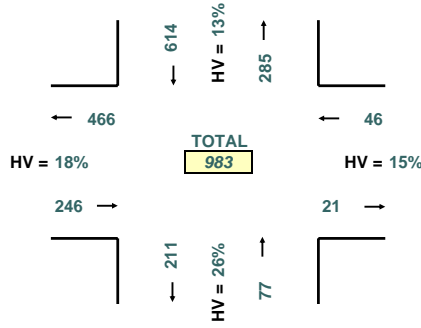
16285 SW 85th Avenue, Ste. 302
 Tigard, OR 97224
 Phone: 503-620-4242
 Fax: 503 620-4545

www.qualitycounts.net

PEAK HOUR TURNING MOVEMENTS



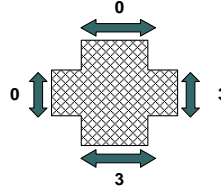
PEAK HOUR LINK VOLUMES



PEAK HOUR: 7:00 AM TO 8:00 AM

PEAK 15 MINUTES: 7:45 AM TO 8:00 AM

PEAK HOUR PED CROSSING VOLUMES



5-MINUTE COUNT PERIOD BEGINNING AT	N Marine Dr-- (Southbound)			NE Faloma Rd (Westbound)			NE 6th Dr-- (Northbound)			N Marine Dr-- (Eastbound)			Crosswalk Usage (Peds By Approach)				TOTAL	
	Right	Thru	Left	Right	Thru	Left	Right	Thru	Left	Right	Thru	Left	North	East	South	West	Veh	Peds
7:00 AM	26	12	0	0	5	0	0	3	3	1	1	18	0	0	2	0	69	2
7:05 AM	33	12	0	0	1	2	2	2	0	0	0	24	0	0	0	0	76	0
7:10 AM	32	12	0	0	3	2	0	3	0	0	1	10	0	0	0	0	63	0
7:15 AM	67	15	0	0	2	0	0	3	2	0	1	15	0	1	0	0	105	1
7:20 AM	30	17	0	0	0	2	2	9	0	3	1	21	0	0	0	0	85	0
7:25 AM	25	12	0	0	1	3	1	6	0	0	1	19	0	0	0	0	68	0
7:30 AM	37	19	0	0	1	3	1	4	0	1	0	20	0	0	0	0	86	0
7:35 AM	32	12	0	0	2	5	0	5	2	0	0	18	0	0	1	0	76	1
7:40 AM	38	11	0	0	0	3	1	4	1	0	1	25	0	0	0	0	84	0
7:45 AM	34	19	0	0	2	3	1	7	1	1	1	26	0	0	0	0	95	0
7:50 AM	47	20	0	0	3	0	4	5	0	0	2	16	0	2	0	0	97	2
7:55 AM	34	18	0	0	2	1	0	5	0	2	0	17	0	0	0	0	79	0
8:00 AM	26	14	1	0	0	1	2	3	0	0	0	20	0	0	0	0	67	0
8:05 AM	24	7	0	0	1	1	2	5	0	0	0	23	0	0	1	0	63	1
8:10 AM	24	6	0	0	1	2	1	5	0	0	1	19	0	0	0	0	59	0
8:15 AM	22	7	0	0	0	1	1	2	0	1	1	18	0	0	0	0	53	0
8:20 AM	27	4	0	0	2	1	0	5	4	1	2	11	0	0	0	0	57	0
8:25 AM	30	8	0	0	0	2	0	3	0	1	1	22	0	0	2	0	67	2
8:30 AM	29	10	1	0	2	3	0	2	0	1	0	17	0	0	0	0	65	0
8:35 AM	22	10	0	0	0	3	1	1	1	1	1	24	0	0	0	0	64	0
8:40 AM	22	2	2	0	1	2	0	7	0	1	0	20	0	0	1	0	57	1
8:45 AM	31	3	0	0	2	1	1	7	0	0	1	24	0	0	0	0	70	0
8:50 AM	34	6	0	0	0	1	1	4	0	0	0	17	0	0	0	0	63	0
8:55 AM	23	7	0	0	2	0	0	3	0	0	0	17	0	0	0	0	52	0
HOURLY TOTALS	Southbound			Westbound			Northbound			Eastbound			Pedestrians By Approach				TOTAL	
7:00 AM	435	179	0	0	22	24	12	56	9	8	9	229	0	3	3	0	983	6
7:15 AM	418	170	1	0	15	24	15	61	6	7	8	239	0	3	2	0	964	5
7:30 AM	375	145	1	0	14	23	13	53	8	7	9	235	0	2	4	0	883	6
7:45 AM	341	125	4	0	14	20	12	50	6	9	9	233	0	2	4	0	823	6
8:00 AM	314	84	4	0	11	18	9	47	5	6	7	232	0	0	4	0	737	4

INTERSECTION: *NE 6th Dr--/N Marine Dr--/NE Faloma Rd*
 PROJECT ID#:
 QC JOB #: 10247138

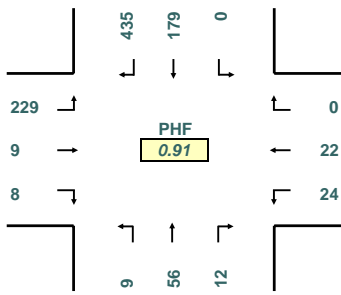
START TIME: 7:00 AM
 END TIME: 9:00 AM
 DATE: 4/11/2007



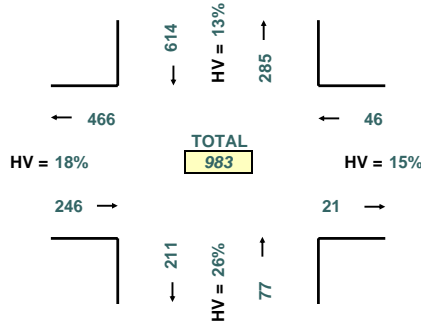
16285 SW 85th Avenue, Ste. 302
 Tigard, OR 97224
 Phone: 503-620-4242
 Fax: 503 620-4545

www.qualitycounts.net

PEAK HOUR TURNING MOVEMENTS



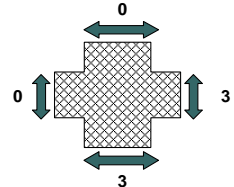
PEAK HOUR LINK VOLUMES



PEAK HOUR: 7:00 AM TO 8:00 AM

PEAK 15 MINUTES: 7:45 AM TO 8:00 AM

PEAK HOUR PED CROSSING VOLUMES



5-MINUTE COUNT PERIOD BEGINNING AT	N Marine Dr-- (Southbound)			NE Faloma Rd (Westbound)			NE 6th Dr-- (Northbound)			N Marine Dr-- (Eastbound)			Crosswalk Usage (Peds By Approach)				TOTAL	
	Right	Thru	Left	Right	Thru	Left	Right	Thru	Left	Right	Thru	Left	North	East	South	West	Veh	Peds
7:00 AM	26	12	0	0	5	0	0	3	3	1	1	18	0	0	2	0	69	2
7:05 AM	33	12	0	0	1	2	2	2	0	0	0	24	0	0	0	0	76	0
7:10 AM	32	12	0	0	3	2	0	3	0	0	1	10	0	0	0	0	63	0
7:15 AM	67	15	0	0	2	0	0	3	2	0	1	15	0	1	0	0	105	1
7:20 AM	30	17	0	0	0	2	2	9	0	3	1	21	0	0	0	0	85	0
7:25 AM	25	12	0	0	1	3	1	6	0	0	1	19	0	0	0	0	68	0
7:30 AM	37	19	0	0	1	3	1	4	0	1	0	20	0	0	0	0	86	0
7:35 AM	32	12	0	0	2	5	0	5	2	0	0	18	0	0	1	0	76	1
7:40 AM	38	11	0	0	0	3	1	4	1	0	1	25	0	0	0	0	84	0
7:45 AM	34	19	0	0	2	3	1	7	1	1	1	26	0	0	0	0	95	0
7:50 AM	47	20	0	0	3	0	4	5	0	0	2	16	0	2	0	0	97	2
7:55 AM	34	18	0	0	2	1	0	5	0	2	0	17	0	0	0	0	79	0
8:00 AM	26	14	1	0	0	1	2	3	0	0	0	20	0	0	0	0	67	0
8:05 AM	24	7	0	0	1	1	2	5	0	0	0	23	0	0	1	0	63	1
8:10 AM	24	6	0	0	1	2	1	5	0	0	1	19	0	0	0	0	59	0
8:15 AM	22	7	0	0	0	1	1	2	0	1	1	18	0	0	0	0	53	0
8:20 AM	27	4	0	0	2	1	0	5	4	1	2	11	0	0	0	0	57	0
8:25 AM	30	8	0	0	0	2	0	3	0	1	1	22	0	0	2	0	67	2
8:30 AM	29	10	1	0	2	3	0	2	0	1	0	17	0	0	0	0	65	0
8:35 AM	22	10	0	0	0	3	1	1	1	1	1	24	0	0	0	0	64	0
8:40 AM	22	2	2	0	1	2	0	7	0	1	0	20	0	0	1	0	57	1
8:45 AM	31	3	0	0	2	1	1	7	0	0	1	24	0	0	0	0	70	0
8:50 AM	34	6	0	0	0	1	1	4	0	0	0	17	0	0	0	0	63	0
8:55 AM	23	7	0	0	2	0	0	3	0	0	0	17	0	0	0	0	52	0
HOURLY TOTALS	Southbound			Westbound			Northbound			Eastbound			Pedestrians By Approach				TOTAL	
7:00 AM	435	179	0	0	22	24	12	56	9	8	9	229	0	3	3	0	983	6
7:15 AM	418	170	1	0	15	24	15	61	6	7	8	239	0	3	2	0	964	5
7:30 AM	375	145	1	0	14	23	13	53	8	7	9	235	0	2	4	0	883	6
7:45 AM	341	125	4	0	14	20	12	50	6	9	9	233	0	2	4	0	823	6
8:00 AM	314	84	4	0	11	18	9	47	5	6	7	232	0	0	4	0	737	4

INTERSECTION: *NE 6th Dr--/N Marine Dr--/NE Faloma Rd*
 PROJECT ID#:
 QC JOB #: 10247138

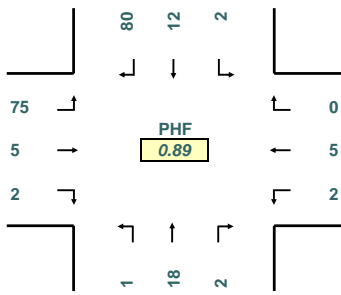
START TIME: 7:00 AM
 END TIME: 9:00 AM
 DATE: 4/11/2007



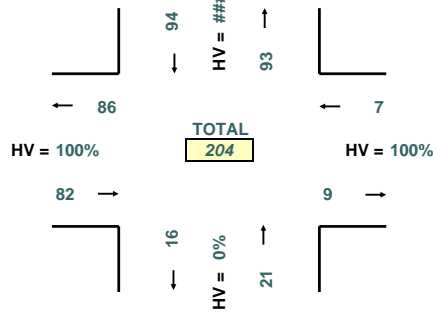
16285 SW 85th Avenue, Ste. 302
 Tigard, OR 97224
 Phone: 503-620-4242
 Fax: 503 620-4545

www.qualitycounts.net

PEAK HOUR TURNING MOVEMENTS



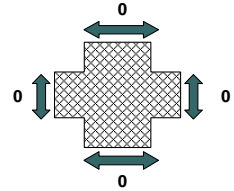
PEAK HOUR LINK VOLUMES



PEAK HOUR: 8:00 AM TO 9:00 AM

PEAK 15 MINUTES: 8:45 AM TO 9:00 AM

PEAK HOUR PED CROSSING VOLUMES



5-MINUTE COUNT PERIOD BEGINNING AT	N Marine Dr-- (Southbound)			NE Faloma Rd (Westbound)			NE 6th Dr-- (Northbound)			N Marine Dr-- (Eastbound)			Crosswalk Usage (Peds By Approach)				TOTAL	
	Right	Thru	Left	Right	Thru	Left	Right	Thru	Left	Right	Thru	Left	North	East	South	West	Veh	Peds
7:00 AM	5	1	0	0	4	0	0	0	0	1	0	2	0	0	0	0	13	0
7:05 AM	5	1	0	0	1	0	1	0	0	0	0	4	0	0	0	0	12	0
7:10 AM	6	1	0	0	0	0	0	1	0	0	1	1	0	0	0	0	10	0
7:15 AM	7	3	0	0	0	0	0	1	0	0	1	4	0	0	0	0	16	0
7:20 AM	6	2	0	0	0	0	1	6	0	1	0	6	0	0	0	0	22	0
7:25 AM	0	0	0	0	0	0	0	2	0	0	0	3	0	0	0	0	5	0
7:30 AM	3	4	0	0	0	0	0	1	0	1	0	0	0	0	0	0	9	0
7:35 AM	7	1	0	0	0	1	0	0	1	0	0	0	0	0	0	0	10	0
7:40 AM	8	1	0	0	0	0	0	3	0	0	0	5	0	0	0	0	17	0
7:45 AM	4	1	0	0	0	0	0	1	0	0	1	6	0	0	0	0	13	0
7:50 AM	4	2	0	0	0	0	0	1	0	0	2	3	0	0	0	0	12	0
7:55 AM	6	2	0	0	0	1	0	1	0	1	0	1	0	0	0	0	12	0
8:00 AM	3	3	1	0	0	1	0	0	0	0	0	5	0	0	0	0	13	0
8:05 AM	4	2	0	0	1	0	0	2	0	0	0	8	0	0	0	0	17	0
8:10 AM	7	0	0	0	0	0	0	1	0	0	1	6	0	0	0	0	15	0
8:15 AM	7	1	0	0	0	0	0	0	0	0	0	5	0	0	0	0	13	0
8:20 AM	7	0	0	0	1	0	0	1	1	1	2	3	0	0	0	0	16	0
8:25 AM	10	0	0	0	0	0	0	2	0	0	1	7	0	0	0	0	20	0
8:30 AM	6	1	0	0	0	1	0	0	0	1	0	6	0	0	0	0	15	0
8:35 AM	4	2	0	0	0	0	0	0	0	0	1	8	0	0	0	0	15	0
8:40 AM	9	0	1	0	1	0	0	4	0	0	0	8	0	0	0	0	23	0
8:45 AM	10	1	0	0	1	0	1	4	0	0	0	6	0	0	0	0	23	0
8:50 AM	7	2	0	0	0	0	1	3	0	0	0	6	0	0	0	0	19	0
8:55 AM	6	0	0	0	1	0	0	1	0	0	0	7	0	0	0	0	15	0
HOURLY TOTALS	Southbound			Westbound			Northbound			Eastbound			Pedestrians By Approach				TOTAL	
7:00 AM	61	19	0	0	5	2	2	17	1	4	5	35	0	0	0	0	151	0
7:15 AM	59	21	1	0	1	3	1	19	1	3	5	47	0	0	0	0	161	0
7:30 AM	70	17	1	0	2	3	0	13	2	3	7	49	0	0	0	0	167	0
7:45 AM	71	14	2	0	3	3	0	13	1	3	8	66	0	0	0	0	184	0
8:00 AM	80	12	2	0	5	2	2	18	1	2	5	75	0	0	0	0	204	0

INTERSECTION: *N Force Ave--/N Marine Dr--*
 PROJECT ID#:
 QC JOB #: 10247139

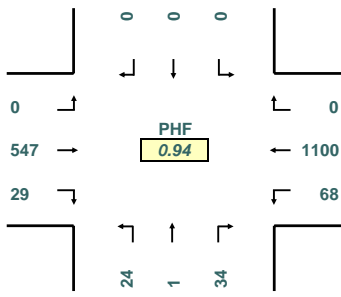
START TIME: 7:00 AM
 END TIME: 9:00 AM
 DATE: 4/11/2007



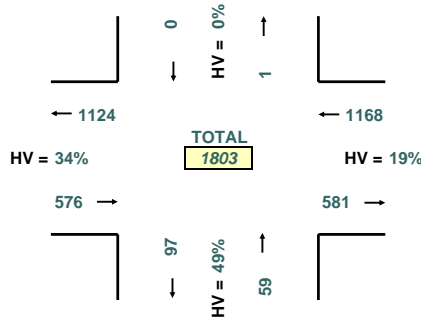
16285 SW 85th Avenue, Ste. 302
 Tigard, OR 97224
 Phone: 503-620-4242
 Fax: 503 620-4545

www.qualitycounts.net

PEAK HOUR TURNING MOVEMENTS



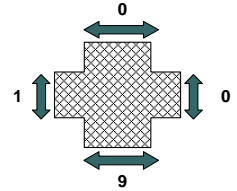
PEAK HOUR LINK VOLUMES



PEAK HOUR: 7:00 AM TO 8:00 AM

PEAK 15 MINUTES: 7:30 AM TO 7:45 AM

PEAK HOUR PED CROSSING VOLUMES



5-MINUTE COUNT PERIOD BEGINNING AT	<i>N Force Ave-- (Southbound)</i>			<i>N Marine Dr-- (Westbound)</i>			<i>N Force Ave-- (Northbound)</i>			<i>N Marine Dr-- (Eastbound)</i>			Crosswalk Usage (Peds By Approach)				TOTAL	
	Right	Thru	Left	Right	Thru	Left	Right	Thru	Left	Right	Thru	Left	North	East	South	West	Veh	Peds
7:00 AM	0	0	0	0	74	8	3	0	2	1	55	0	0	0	0	0	143	0
7:05 AM	0	0	0	0	86	6	3	0	3	1	35	0	0	0	0	0	134	0
7:10 AM	0	0	0	0	72	8	4	0	1	3	39	0	0	0	0	0	127	0
7:15 AM	0	0	0	0	113	6	2	0	1	4	37	0	0	0	0	0	163	0
7:20 AM	0	0	0	0	88	1	2	0	4	2	42	0	0	0	1	0	139	1
7:25 AM	0	0	0	0	82	8	0	0	1	1	47	0	0	0	3	0	139	3
7:30 AM	0	0	0	0	99	7	0	1	0	6	39	0	0	0	0	0	152	0
7:35 AM	0	0	0	0	100	4	7	0	3	3	58	0	0	0	3	0	175	3
7:40 AM	0	0	0	0	92	4	5	0	3	5	44	0	0	0	0	0	153	0
7:45 AM	0	0	0	0	99	3	1	0	1	2	45	0	0	0	1	0	151	1
7:50 AM	0	0	0	0	101	4	2	0	1	1	54	0	0	0	0	0	163	0
7:55 AM	0	0	0	0	94	9	5	0	4	0	52	0	0	0	1	1	164	2
8:00 AM	0	0	0	0	64	7	2	0	1	1	46	0	0	0	0	0	121	0
8:05 AM	0	0	0	0	66	7	0	0	3	3	42	0	0	0	0	0	121	0
8:10 AM	0	0	0	0	79	7	5	0	1	3	45	0	0	0	1	0	140	1
8:15 AM	0	0	0	0	68	5	2	0	1	3	49	0	0	0	0	0	128	0
8:20 AM	0	0	0	0	49	1	2	0	5	4	51	0	0	0	0	0	112	0
8:25 AM	0	0	0	0	66	14	0	0	1	1	54	0	0	0	1	0	136	1
8:30 AM	0	0	0	0	66	2	2	0	1	2	42	0	0	0	0	0	115	0
8:35 AM	0	0	0	0	59	7	1	0	2	2	46	0	0	0	0	0	117	0
8:40 AM	0	0	0	0	57	9	1	0	6	2	46	0	0	0	0	0	121	0
8:45 AM	0	0	0	0	67	10	1	0	0	0	35	0	0	0	0	0	113	0
8:50 AM	0	0	0	0	39	6	1	0	5	2	43	0	0	0	0	0	96	0
8:55 AM	0	0	0	0	75	8	1	0	9	1	41	0	0	0	1	0	135	1
HOURLY TOTALS	Southbound			Westbound			Northbound			Eastbound			Pedestrians By Approach				TOTAL	
7:00 AM	0	0	0	0	1100	68	34	1	24	29	547	0	0	0	9	1	1803	10
7:15 AM	0	0	0	0	1077	67	31	1	23	31	551	0	0	0	10	1	1781	11
7:30 AM	0	0	0	0	977	72	31	1	24	32	579	0	0	0	7	1	1716	8
7:45 AM	0	0	0	0	868	75	23	0	27	24	572	0	0	0	4	1	1589	5
8:00 AM	0	0	0	0	755	83	18	0	35	24	540	0	0	0	3	0	1455	3

INTERSECTION: *N Force Ave--/N Marine Dr--*
 PROJECT ID#:
 QC JOB #: 10247139

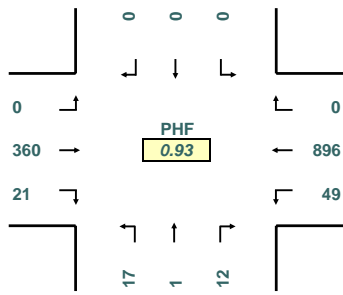
START TIME: 7:00 AM
 END TIME: 9:00 AM
 DATE: 4/11/2007



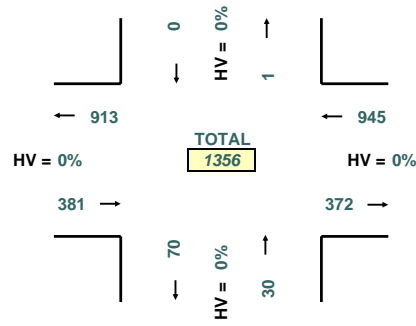
16285 SW 85th Avenue, Ste. 302
 Tigard, OR 97224
 Phone: 503-620-4242
 Fax: 503 620-4545

www.qualitycounts.net

PEAK HOUR TURNING MOVEMENTS



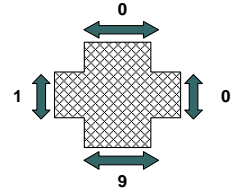
PEAK HOUR LINK VOLUMES



PEAK HOUR: 7:00 AM TO 8:00 AM

PEAK 15 MINUTES: 7:30 AM TO 7:45 AM

PEAK HOUR PED CROSSING VOLUMES



5-MINUTE COUNT PERIOD BEGINNING AT	<i>N Force Ave-- (Southbound)</i>			<i>N Marine Dr-- (Westbound)</i>			<i>N Force Ave-- (Northbound)</i>			<i>N Marine Dr-- (Eastbound)</i>			Crosswalk Usage (Peds By Approach)				TOTAL	
	Right	Thru	Left	Right	Thru	Left	Right	Thru	Left	Right	Thru	Left	North	East	South	West	Veh	Peds
7:00 AM	0	0	0	0	64	8	1	0	1	1	36	0	0	0	0	0	111	0
7:05 AM	0	0	0	0	70	5	0	0	2	1	21	0	0	0	0	0	99	0
7:10 AM	0	0	0	0	58	6	1	0	1	3	26	0	0	0	0	0	95	0
7:15 AM	0	0	0	0	89	4	2	0	0	3	24	0	0	0	0	0	122	0
7:20 AM	0	0	0	0	70	1	0	0	2	1	24	0	0	0	1	0	98	1
7:25 AM	0	0	0	0	63	5	0	0	1	1	34	0	0	0	3	0	104	3
7:30 AM	0	0	0	0	81	3	0	1	0	3	25	0	0	0	0	0	113	0
7:35 AM	0	0	0	0	83	2	4	0	3	3	42	0	0	0	3	0	137	3
7:40 AM	0	0	0	0	75	2	2	0	2	3	30	0	0	0	0	0	114	0
7:45 AM	0	0	0	0	81	1	1	0	1	2	28	0	0	0	1	0	114	1
7:50 AM	0	0	0	0	87	3	0	0	1	0	34	0	0	0	0	0	125	0
7:55 AM	0	0	0	0	75	9	1	0	3	0	36	0	0	0	1	1	124	2
8:00 AM	0	0	0	0	49	3	1	0	1	1	25	0	0	0	0	0	80	0
8:05 AM	0	0	0	0	50	5	0	0	3	1	23	0	0	0	0	0	82	0
8:10 AM	0	0	0	0	55	4	1	0	1	2	33	0	0	0	1	0	96	1
8:15 AM	0	0	0	0	48	3	1	0	0	2	29	0	0	0	0	0	83	0
8:20 AM	0	0	0	0	35	1	1	0	4	3	38	0	0	0	0	0	82	0
8:25 AM	0	0	0	0	41	8	0	0	1	1	31	0	0	0	1	0	82	1
8:30 AM	0	0	0	0	45	2	0	0	1	1	23	0	0	0	0	0	72	0
8:35 AM	0	0	0	0	44	7	1	0	1	2	31	0	0	0	0	0	86	0
8:40 AM	0	0	0	0	41	8	1	0	5	2	34	0	0	0	0	0	91	0
8:45 AM	0	0	0	0	49	8	0	0	0	0	21	0	0	0	0	0	78	0
8:50 AM	0	0	0	0	22	6	0	0	3	1	22	0	0	0	0	0	54	0
8:55 AM	0	0	0	0	49	7	0	0	8	1	23	0	0	0	1	0	88	1
HOURLY TOTALS	Southbound			Westbound			Northbound			Eastbound			Pedestrians By Approach				TOTAL	
	Right	Thru	Left	Right	Thru	Left	Right	Thru	Left	Right	Thru	Left	North	East	South	West	Veh	Peds
7:00 AM	0	0	0	0	896	49	12	1	17	21	360	0	0	0	9	1	1356	10
7:15 AM	0	0	0	0	858	42	12	1	18	20	358	0	0	0	10	1	1309	11
7:30 AM	0	0	0	0	760	44	12	1	20	21	374	0	0	0	7	1	1232	8
7:45 AM	0	0	0	0	651	54	8	0	22	17	365	0	0	0	4	1	1117	5
8:00 AM	0	0	0	0	528	62	6	0	28	17	333	0	0	0	3	0	974	3

INTERSECTION: *N Force Ave--/N Marine Dr--*
 PROJECT ID#:
 QC JOB #: 10247139

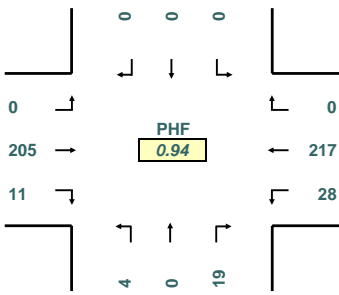
START TIME: 7:00 AM
 END TIME: 9:00 AM
 DATE: 4/11/2007



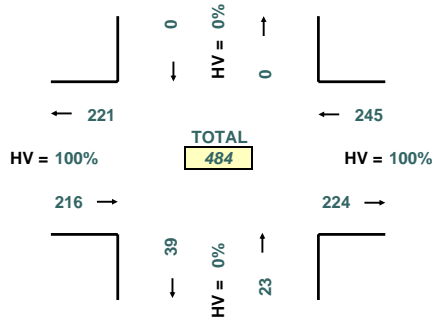
16285 SW 85th Avenue, Ste. 302
 Tigard, OR 97224
 Phone: 503-620-4242
 Fax: 503 620-4545

www.qualitycounts.net

PEAK HOUR TURNING MOVEMENTS



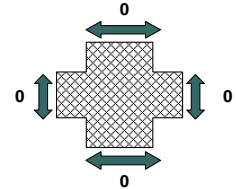
PEAK HOUR LINK VOLUMES



PEAK HOUR: 7:30 AM TO 8:30 AM

PEAK 15 MINUTES: 8:15 AM TO 8:30 AM

PEAK HOUR PED CROSSING VOLUMES



5-MINUTE COUNT PERIOD BEGINNING AT	N Force Ave-- (Southbound)			N Marine Dr-- (Westbound)			N Force Ave-- (Northbound)			N Marine Dr-- (Eastbound)			Crosswalk Usage (Peds By Approach)				TOTAL	
	Right	Thru	Left	Right	Thru	Left	Right	Thru	Left	Right	Thru	Left	North	East	South	West	Veh	Peds
7:00 AM	0	0	0	0	10	0	2	0	1	0	19	0	0	0	0	0	32	0
7:05 AM	0	0	0	0	16	1	3	0	1	0	14	0	0	0	0	0	35	0
7:10 AM	0	0	0	0	14	2	3	0	0	0	13	0	0	0	0	0	32	0
7:15 AM	0	0	0	0	24	2	0	0	1	1	13	0	0	0	0	0	41	0
7:20 AM	0	0	0	0	18	0	2	0	2	1	18	0	0	0	0	0	41	0
7:25 AM	0	0	0	0	19	3	0	0	0	0	13	0	0	0	0	0	35	0
7:30 AM	0	0	0	0	18	4	0	0	0	3	14	0	0	0	0	0	39	0
7:35 AM	0	0	0	0	17	2	3	0	0	0	16	0	0	0	0	0	38	0
7:40 AM	0	0	0	0	17	2	3	0	1	2	14	0	0	0	0	0	39	0
7:45 AM	0	0	0	0	18	2	0	0	0	0	17	0	0	0	0	0	37	0
7:50 AM	0	0	0	0	14	1	2	0	0	1	20	0	0	0	0	0	38	0
7:55 AM	0	0	0	0	19	0	4	0	1	0	16	0	0	0	0	0	40	0
8:00 AM	0	0	0	0	15	4	1	0	0	0	21	0	0	0	0	0	41	0
8:05 AM	0	0	0	0	16	2	0	0	0	2	19	0	0	0	0	0	39	0
8:10 AM	0	0	0	0	24	3	4	0	0	1	12	0	0	0	0	0	44	0
8:15 AM	0	0	0	0	20	2	1	0	1	1	20	0	0	0	0	0	45	0
8:20 AM	0	0	0	0	14	0	1	0	1	1	13	0	0	0	0	0	30	0
8:25 AM	0	0	0	0	25	6	0	0	0	0	23	0	0	0	0	0	54	0
8:30 AM	0	0	0	0	21	0	2	0	0	1	19	0	0	0	0	0	43	0
8:35 AM	0	0	0	0	15	0	0	0	1	0	15	0	0	0	0	0	31	0
8:40 AM	0	0	0	0	16	1	0	0	1	0	12	0	0	0	0	0	30	0
8:45 AM	0	0	0	0	18	2	1	0	0	0	14	0	0	0	0	0	35	0
8:50 AM	0	0	0	0	17	0	1	0	2	1	21	0	0	0	0	0	42	0
8:55 AM	0	0	0	0	26	1	1	0	1	0	18	0	0	0	0	0	47	0
HOURLY TOTALS	Southbound			Westbound			Northbound			Eastbound			Pedestrians By Approach				TOTAL	
7:00 AM	0	0	0	0	204	19	22	0	7	8	187	0	0	0	0	0	447	0
7:15 AM	0	0	0	0	219	25	19	0	5	11	193	0	0	0	0	0	472	0
7:30 AM	0	0	0	0	217	28	19	0	4	11	205	0	0	0	0	0	484	0
7:45 AM	0	0	0	0	217	21	15	0	5	7	207	0	0	0	0	0	472	0
8:00 AM	0	0	0	0	227	21	12	0	7	7	207	0	0	0	0	0	481	0

INTERSECTION: *N Portland Rd--N Marine Dr--*
 PROJECT ID#:
 QC JOB #: 10247140

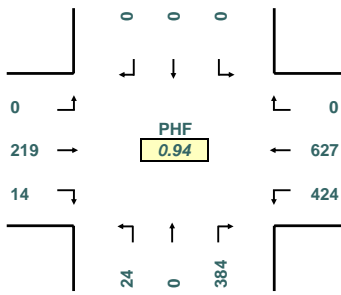
START TIME: 7:00 AM
 END TIME: 9:00 AM
 DATE: 4/11/2007



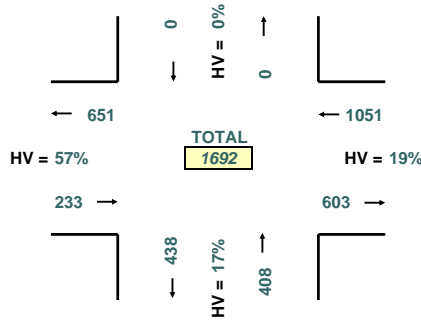
16285 SW 85th Avenue, Ste. 302
 Tigard, OR 97224
 Phone: 503-620-4242
 Fax: 503 620-4545

www.qualitycounts.net

PEAK HOUR TURNING MOVEMENTS



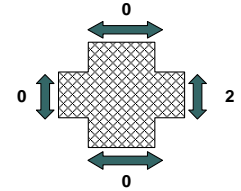
PEAK HOUR LINK VOLUMES



PEAK HOUR: 7:00 AM TO 8:00 AM

PEAK 15 MINUTES: 7:45 AM TO 8:00 AM

PEAK HOUR PED CROSSING VOLUMES



5-MINUTE COUNT PERIOD BEGINNING AT	N Portland Rd-- (Southbound)			N Marine Dr-- (Westbound)			N Portland Rd-- (Northbound)			N Marine Dr-- (Eastbound)			Crosswalk Usage (Peds By Approach)				TOTAL	
	Right	Thru	Left	Right	Thru	Left	Right	Thru	Left	Right	Thru	Left	North	East	South	West	Veh	Peds
7:00 AM	0	0	0	0	35	36	25	0	1	0	36	0	0	0	0	0	133	0
7:05 AM	0	0	0	0	62	39	18	0	0	2	13	0	0	1	0	0	134	1
7:10 AM	0	0	0	0	44	31	24	0	2	1	26	0	0	0	0	0	128	0
7:15 AM	0	0	0	0	54	35	26	0	2	1	13	0	0	0	0	0	131	0
7:20 AM	0	0	0	0	63	42	27	0	2	2	14	0	0	1	0	0	150	1
7:25 AM	0	0	0	0	47	18	41	0	2	0	11	0	0	0	0	0	119	0
7:30 AM	0	0	0	0	40	40	44	0	3	0	9	0	0	0	0	0	136	0
7:35 AM	0	0	0	0	63	35	42	0	1	1	15	0	0	0	0	0	157	0
7:40 AM	0	0	0	0	57	38	40	0	0	2	16	0	0	0	0	0	153	0
7:45 AM	0	0	0	0	52	35	34	0	5	0	20	0	0	0	0	0	146	0
7:50 AM	0	0	0	0	58	40	33	0	3	2	20	0	0	0	0	0	156	0
7:55 AM	0	0	0	0	52	35	30	0	3	3	26	0	0	0	0	0	149	0
8:00 AM	0	0	0	0	26	43	28	0	1	2	16	0	0	0	0	0	116	0
8:05 AM	0	0	0	0	41	26	22	0	2	1	22	0	0	0	0	0	114	0
8:10 AM	0	0	0	0	33	27	22	0	4	8	22	0	0	0	0	0	116	0
8:15 AM	0	0	0	0	36	36	38	0	2	4	15	0	0	0	0	0	131	0
8:20 AM	0	0	0	0	28	25	43	0	0	8	18	0	0	0	0	0	122	0
8:25 AM	0	0	0	0	31	25	28	0	3	3	17	0	0	0	0	0	107	0
8:30 AM	0	0	0	0	36	29	30	0	2	2	12	0	0	0	1	0	111	1
8:35 AM	0	0	0	0	28	28	28	0	1	2	12	0	0	0	0	0	99	0
8:40 AM	0	0	0	0	24	31	31	0	3	2	18	0	0	0	0	0	109	0
8:45 AM	0	0	0	0	43	31	30	0	7	3	11	0	0	0	0	0	125	0
8:50 AM	0	0	0	0	21	14	24	0	2	2	18	0	0	0	0	0	81	0
8:55 AM	0	0	0	0	47	36	24	0	4	3	18	0	0	0	0	0	132	0
HOURLY TOTALS	Southbound			Westbound			Northbound			Eastbound			Pedestrians By Approach				TOTAL	
7:00 AM	0	0	0	0	627	424	384	0	24	14	219	0	0	2	0	0	1692	2
7:15 AM	0	0	0	0	586	414	389	0	28	22	204	0	0	1	0	0	1643	1
7:30 AM	0	0	0	0	517	405	404	0	27	34	216	0	0	0	0	0	1603	0
7:45 AM	0	0	0	0	445	380	367	0	29	37	218	0	0	0	1	0	1476	1
8:00 AM	0	0	0	0	394	351	348	0	31	40	199	0	0	0	1	0	1363	1

INTERSECTION: *N Portland Rd--N Marine Dr--*
 PROJECT ID#:
 QC JOB #: 10247140

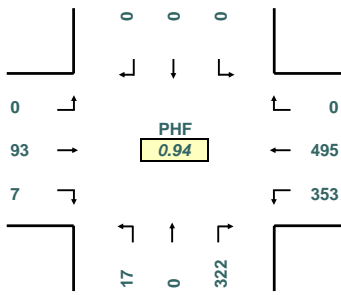
START TIME: 7:00 AM
 END TIME: 9:00 AM
 DATE: 4/11/2007



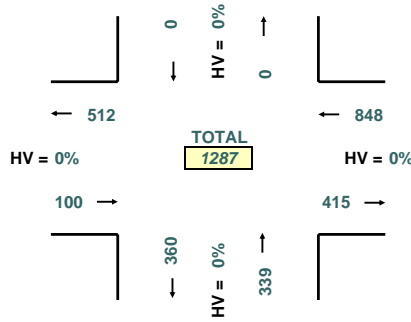
16285 SW 85th Avenue, Ste. 302
 Tigard, OR 97224
 Phone: 503-620-4242
 Fax: 503 620-4545

www.qualitycounts.net

PEAK HOUR TURNING MOVEMENTS



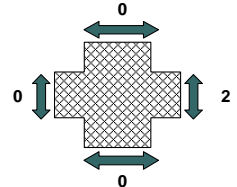
PEAK HOUR LINK VOLUMES



PEAK HOUR: 7:00 AM TO 8:00 AM

PEAK 15 MINUTES: 7:30 AM TO 7:45 AM

PEAK HOUR PED CROSSING VOLUMES



5-MINUTE COUNT PERIOD BEGINNING AT	N Portland Rd-- (Southbound)			N Marine Dr-- (Westbound)			N Portland Rd-- (Northbound)			N Marine Dr-- (Eastbound)			Crosswalk Usage (Peds By Approach)				TOTAL	
	Right	Thru	Left	Right	Thru	Left	Right	Thru	Left	Right	Thru	Left	North	East	South	West	Veh	Peds
7:00 AM	0	0	0	0	27	34	21	0	0	0	19	0	0	0	0	0	101	0
7:05 AM	0	0	0	0	47	31	16	0	0	2	4	0	0	1	0	0	100	1
7:10 AM	0	0	0	0	38	25	22	0	2	1	12	0	0	0	0	0	100	0
7:15 AM	0	0	0	0	36	34	23	0	1	1	7	0	0	0	0	0	102	0
7:20 AM	0	0	0	0	54	30	21	0	1	1	3	0	0	1	0	0	110	1
7:25 AM	0	0	0	0	35	13	34	0	2	0	6	0	0	0	0	0	90	0
7:30 AM	0	0	0	0	31	36	34	0	3	0	4	0	0	0	0	0	108	0
7:35 AM	0	0	0	0	51	29	32	0	0	0	7	0	0	0	0	0	119	0
7:40 AM	0	0	0	0	47	29	33	0	0	0	7	0	0	0	0	0	116	0
7:45 AM	0	0	0	0	43	30	30	0	3	0	7	0	0	0	0	0	113	0
7:50 AM	0	0	0	0	47	33	31	0	2	1	6	0	0	0	0	0	120	0
7:55 AM	0	0	0	0	39	29	25	0	3	1	11	0	0	0	0	0	108	0
8:00 AM	0	0	0	0	19	36	17	0	0	1	6	0	0	0	0	0	79	0
8:05 AM	0	0	0	0	28	24	18	0	1	0	11	0	0	0	0	0	82	0
8:10 AM	0	0	0	0	19	20	20	0	3	3	12	0	0	0	0	0	77	0
8:15 AM	0	0	0	0	21	32	29	0	2	2	8	0	0	0	0	0	94	0
8:20 AM	0	0	0	0	21	20	38	0	0	4	7	0	0	0	0	0	90	0
8:25 AM	0	0	0	0	17	15	21	0	2	0	9	0	0	0	0	0	64	0
8:30 AM	0	0	0	0	22	23	24	0	0	1	1	0	0	0	1	0	71	1
8:35 AM	0	0	0	0	19	24	23	0	1	1	4	0	0	0	0	0	72	0
8:40 AM	0	0	0	0	15	23	26	0	2	1	11	0	0	0	0	0	78	0
8:45 AM	0	0	0	0	30	27	23	0	4	0	2	0	0	0	0	0	86	0
8:50 AM	0	0	0	0	9	11	18	0	0	1	6	0	0	0	0	0	45	0
8:55 AM	0	0	0	0	31	29	18	0	2	2	7	0	0	0	0	0	89	0
HOURLY TOTALS	Southbound			Westbound			Northbound			Eastbound			Pedestrians By Approach				TOTAL	
7:00 AM	0	0	0	0	495	353	322	0	17	7	93	0	0	2	0	0	1287	2
7:15 AM	0	0	0	0	449	343	318	0	19	8	87	0	0	1	0	0	1224	1
7:30 AM	0	0	0	0	383	333	328	0	19	12	95	0	0	0	0	0	1170	0
7:45 AM	0	0	0	0	310	309	302	0	19	15	93	0	0	0	1	0	1048	1
8:00 AM	0	0	0	0	251	284	275	0	17	16	84	0	0	0	1	0	927	1

INTERSECTION: *N Portland Rd--N Marine Dr--*
 PROJECT ID#:
 QC JOB #: 10247140

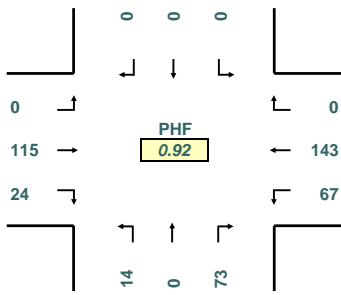
START TIME: 7:00 AM
 END TIME: 9:00 AM
 DATE: 4/11/2007



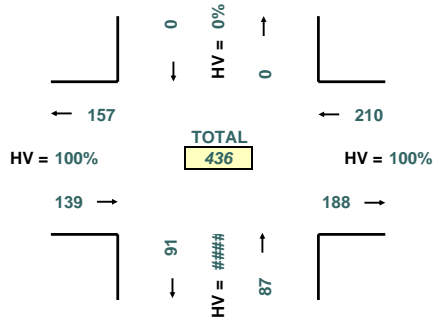
16285 SW 85th Avenue, Ste. 302
 Tigard, OR 97224
 Phone: 503-620-4242
 Fax: 503 620-4545

www.qualitycounts.net

PEAK HOUR TURNING MOVEMENTS



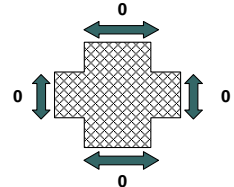
PEAK HOUR LINK VOLUMES



PEAK HOUR: 8:00 AM TO 9:00 AM

PEAK 15 MINUTES: 8:45 AM TO 9:00 AM

PEAK HOUR PED CROSSING VOLUMES



5-MINUTE COUNT PERIOD BEGINNING AT	N Portland Rd-- (Southbound)			N Marine Dr-- (Westbound)			N Portland Rd-- (Northbound)			N Marine Dr-- (Eastbound)			Crosswalk Usage (Peds By Approach)				TOTAL	
	Right	Thru	Left	Right	Thru	Left	Right	Thru	Left	Right	Thru	Left	North	East	South	West	Veh	Peds
7:00 AM	0	0	0	0	8	2	4	0	1	0	17	0	0	0	0	0	32	0
7:05 AM	0	0	0	0	15	8	2	0	0	0	9	0	0	0	0	0	34	0
7:10 AM	0	0	0	0	6	6	2	0	0	0	14	0	0	0	0	0	28	0
7:15 AM	0	0	0	0	18	1	3	0	1	0	6	0	0	0	0	0	29	0
7:20 AM	0	0	0	0	9	12	6	0	1	1	11	0	0	0	0	0	40	0
7:25 AM	0	0	0	0	12	5	7	0	0	0	5	0	0	0	0	0	29	0
7:30 AM	0	0	0	0	9	4	10	0	0	0	5	0	0	0	0	0	28	0
7:35 AM	0	0	0	0	12	6	10	0	1	1	8	0	0	0	0	0	38	0
7:40 AM	0	0	0	0	10	9	7	0	0	2	9	0	0	0	0	0	37	0
7:45 AM	0	0	0	0	9	5	4	0	2	0	13	0	0	0	0	0	33	0
7:50 AM	0	0	0	0	11	7	2	0	1	1	14	0	0	0	0	0	36	0
7:55 AM	0	0	0	0	13	6	5	0	0	2	15	0	0	0	0	0	41	0
8:00 AM	0	0	0	0	7	7	11	0	1	1	10	0	0	0	0	0	37	0
8:05 AM	0	0	0	0	13	2	4	0	1	1	11	0	0	0	0	0	32	0
8:10 AM	0	0	0	0	14	7	2	0	1	5	10	0	0	0	0	0	39	0
8:15 AM	0	0	0	0	15	4	9	0	0	2	7	0	0	0	0	0	37	0
8:20 AM	0	0	0	0	7	5	5	0	0	4	11	0	0	0	0	0	32	0
8:25 AM	0	0	0	0	14	10	7	0	1	3	8	0	0	0	0	0	43	0
8:30 AM	0	0	0	0	14	6	6	0	2	1	11	0	0	0	0	0	40	0
8:35 AM	0	0	0	0	9	4	5	0	0	1	8	0	0	0	0	0	27	0
8:40 AM	0	0	0	0	9	8	5	0	1	1	7	0	0	0	0	0	31	0
8:45 AM	0	0	0	0	13	4	7	0	3	3	9	0	0	0	0	0	39	0
8:50 AM	0	0	0	0	12	3	6	0	2	1	12	0	0	0	0	0	36	0
8:55 AM	0	0	0	0	16	7	6	0	2	1	11	0	0	0	0	0	43	0
HOURLY TOTALS	Southbound			Westbound			Northbound			Eastbound			Pedestrians By Approach				TOTAL	
7:00 AM	0	0	0	0	132	71	62	0	7	7	126	0	0	0	0	0	405	0
7:15 AM	0	0	0	0	137	71	71	0	9	14	117	0	0	0	0	0	419	0
7:30 AM	0	0	0	0	134	72	76	0	8	22	121	0	0	0	0	0	433	0
7:45 AM	0	0	0	0	135	71	65	0	10	22	125	0	0	0	0	0	428	0
8:00 AM	0	0	0	0	143	67	73	0	14	24	115	0	0	0	0	0	436	0

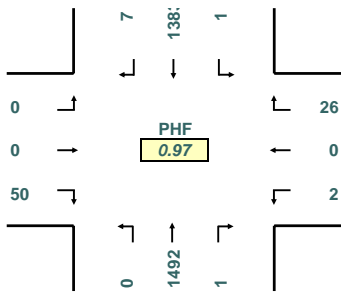
INTERSECTION: *NE MLK Jr Blvd-NE Hancock St-*
 PROJECT ID#:
 QC JOB #: 10247155

START TIME: 4:00 PM
 END TIME: 6:00 PM
 DATE: 4/11/2007

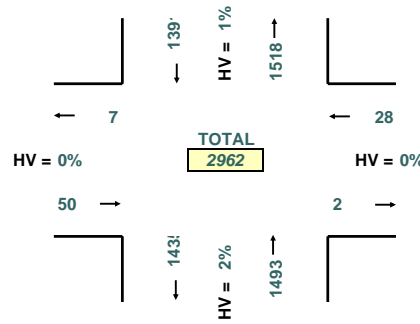


QUALITY COUNTS
 16285 SW 85th Avenue, Ste. 302
 Tigard, OR 97224
 Phone: 503-620-4242
 Fax: 503 620-4545
 www.qualitycounts.net

PEAK HOUR TURNING MOVEMENTS



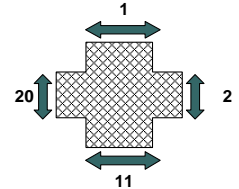
PEAK HOUR LINK VOLUMES



PEAK HOUR: 4:45 PM TO 5:45 PM

PEAK 15 MINUTES: 5:30 PM TO 5:45 PM

PEAK HOUR PED CROSSING VOLUMES



5-MINUTE COUNT PERIOD BEGINNING AT	NE MLK Jr Blvd- (Southbound)			NE Hancock St- (Westbound)			NE MLK Jr Blvd- (Northbound)			NE Hancock St- (Eastbound)			Crosswalk Usage (Peds By Approach)				TOTAL	
	Right	Thru	Left	Right	Thru	Left	Right	Thru	Left	Right	Thru	Left	North	East	South	West	Veh	Peds
4:00 PM	0	109	0	1	0	0	1	122	0	2	0	0	0	0	0	0	235	0
4:05 PM	1	111	0	2	0	0	0	107	0	9	0	0	0	0	0	0	230	0
4:10 PM	0	123	0	0	0	0	0	131	0	3	0	0	0	0	1	0	257	1
4:15 PM	2	95	0	1	0	0	0	111	0	4	0	0	0	0	0	0	213	0
4:20 PM	1	156	0	1	0	0	0	119	0	8	0	0	0	0	0	2	285	2
4:25 PM	2	118	0	0	0	0	0	124	0	3	0	0	0	0	4	0	247	4
4:30 PM	0	113	0	2	0	0	0	95	0	4	0	0	0	0	1	1	214	2
4:35 PM	1	104	0	2	0	0	0	128	0	9	0	0	0	1	0	5	244	6
4:40 PM	3	111	0	3	0	0	0	121	0	6	0	0	0	0	0	1	244	1
4:45 PM	1	116	0	2	0	0	1	109	0	5	0	0	0	0	2	1	234	3
4:50 PM	0	110	0	2	0	0	0	123	0	6	0	0	0	0	1	2	241	3
4:55 PM	0	117	1	0	0	0	0	136	0	3	0	0	1	0	0	4	257	5
5:00 PM	1	102	0	1	0	1	0	130	0	3	0	0	0	1	2	2	238	5
5:05 PM	0	109	0	4	0	0	0	114	0	7	0	0	0	1	2	2	234	5
5:10 PM	0	137	0	0	0	0	0	112	0	3	0	0	0	0	1	0	252	1
5:15 PM	0	130	0	3	0	1	0	132	0	3	0	0	0	0	1	3	269	4
5:20 PM	1	98	0	3	0	0	0	111	0	2	0	0	0	0	0	2	215	2
5:25 PM	0	112	0	6	0	0	0	137	0	7	0	0	0	0	0	3	262	3
5:30 PM	1	112	0	2	0	0	0	141	0	6	0	0	0	0	0	0	262	0
5:35 PM	2	106	0	2	0	0	0	129	0	0	0	0	0	0	0	1	239	1
5:40 PM	1	134	0	1	0	0	0	118	0	5	0	0	0	0	2	0	259	2
5:45 PM	0	86	0	3	0	0	0	145	0	2	0	0	0	0	0	2	236	2
5:50 PM	0	74	0	1	0	0	0	133	0	0	0	0	0	0	1	1	208	2
5:55 PM	0	94	0	0	0	0	0	116	0	3	0	0	0	0	0	1	213	1
HOURLY TOTALS	Southbound			Westbound			Northbound			Eastbound			Pedestrians By Approach				TOTAL	
4:00 PM	11	1383	1	16	0	0	2	1426	0	62	0	0	1	1	9	16	2901	27
4:15 PM	11	1388	1	18	0	1	1	1422	0	61	0	0	1	3	13	20	2903	37
4:30 PM	7	1359	1	28	0	2	1	1448	0	58	0	0	1	3	10	26	2904	40
4:45 PM	7	1383	1	26	0	2	1	1492	0	50	0	0	1	2	11	20	2962	34
5:00 PM	6	1294	0	26	0	2	0	1518	0	41	0	0	0	2	9	17	2887	28

INTERSECTION: *NE MLK Jr Blvd--NE Hancock St--*
 PROJECT ID#:
 QC JOB #: 10247155

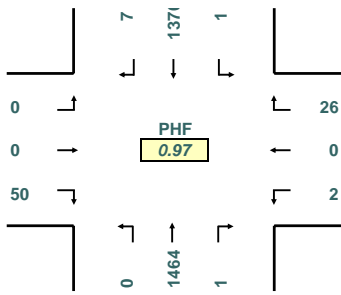
START TIME: 4:00 PM
 END TIME: 6:00 PM
 DATE: 4/11/2007



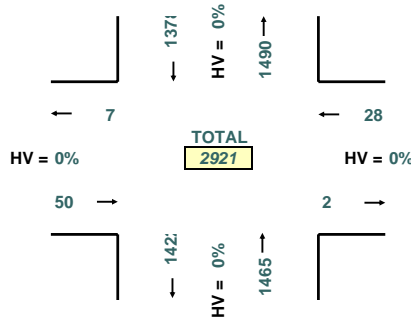
16285 SW 85th Avenue, Ste. 302
 Tigard, OR 97224
 Phone: 503-620-4242
 Fax: 503 620-4545

www.qualitycounts.net

PEAK HOUR TURNING MOVEMENTS



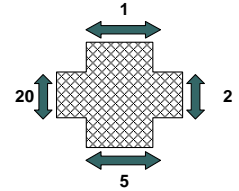
PEAK HOUR LINK VOLUMES



PEAK HOUR: 4:45 PM TO 5:45 PM

PEAK 15 MINUTES: 5:30 PM TO 5:45 PM

PEAK HOUR PED CROSSING VOLUMES



5-MINUTE COUNT PERIOD BEGINNING AT	NE MLK Jr Blvd-- (Southbound)			NE Hancock St-- (Westbound)			NE MLK Jr Blvd-- (Northbound)			NE Hancock St-- (Eastbound)			Crosswalk Usage (Peds By Approach)				TOTAL	
	Right	Thru	Left	Right	Thru	Left	Right	Thru	Left	Right	Thru	Left	North	East	South	West	Veh	Peds
4:00 PM	0	107	0	1	0	0	1	118	0	2	0	0	0	0	0	0	229	0
4:05 PM	1	107	0	2	0	0	0	103	0	9	0	0	0	0	0	0	222	0
4:10 PM	0	119	0	0	0	0	0	125	0	3	0	0	0	0	0	0	247	0
4:15 PM	2	90	0	1	0	0	0	110	0	4	0	0	0	0	0	0	207	0
4:20 PM	1	150	0	1	0	0	0	113	0	8	0	0	0	0	0	2	273	2
4:25 PM	2	116	0	0	0	0	0	123	0	3	0	0	0	0	3	0	244	3
4:30 PM	0	108	0	2	0	0	0	93	0	4	0	0	0	0	0	1	207	1
4:35 PM	1	103	0	2	0	0	0	124	0	9	0	0	0	1	0	5	239	6
4:40 PM	3	104	0	3	0	0	0	114	0	6	0	0	0	0	0	1	230	1
4:45 PM	1	116	0	2	0	0	1	107	0	5	0	0	0	0	1	1	232	2
4:50 PM	0	110	0	2	0	0	0	122	0	6	0	0	0	0	1	2	240	3
4:55 PM	0	116	1	0	0	0	0	135	0	3	0	0	1	0	0	4	255	5
5:00 PM	1	101	0	1	0	1	0	127	0	3	0	0	0	1	1	2	234	4
5:05 PM	0	109	0	4	0	0	0	111	0	7	0	0	0	1	1	2	231	4
5:10 PM	0	133	0	0	0	0	0	111	0	3	0	0	0	0	1	0	247	1
5:15 PM	0	128	0	3	0	1	0	128	0	3	0	0	0	0	0	3	263	3
5:20 PM	1	96	0	3	0	0	0	106	0	2	0	0	0	0	0	2	208	2
5:25 PM	0	112	0	6	0	0	0	135	0	7	0	0	0	0	0	3	260	3
5:30 PM	1	112	0	2	0	0	0	138	0	6	0	0	0	0	0	0	259	0
5:35 PM	2	105	0	2	0	0	0	127	0	0	0	0	0	0	0	1	236	1
5:40 PM	1	132	0	1	0	0	0	117	0	5	0	0	0	0	0	0	256	0
5:45 PM	0	85	0	3	0	0	0	143	0	2	0	0	0	0	0	2	233	2
5:50 PM	0	74	0	1	0	0	0	131	0	0	0	0	0	0	0	1	206	1
5:55 PM	0	93	0	0	0	0	0	115	0	3	0	0	0	0	0	1	211	1
HOURLY TOTALS	Southbound			Westbound			Northbound			Eastbound			Pedestrians By Approach				TOTAL	
4:00 PM	11	1346	1	16	0	0	2	1387	0	62	0	0	1	1	5	16	2825	23
4:15 PM	11	1356	1	18	0	1	1	1390	0	61	0	0	1	3	8	20	2839	32
4:30 PM	7	1336	1	28	0	2	1	1413	0	58	0	0	1	3	5	26	2846	35
4:45 PM	7	1370	1	26	0	2	1	1464	0	50	0	0	1	2	5	20	2921	28
5:00 PM	6	1280	0	26	0	2	0	1489	0	41	0	0	0	2	3	17	2844	22

INTERSECTION: *NE MLK Jr Blvd--NE Hancock St--*
 PROJECT ID#:
 QC JOB #: 10247155

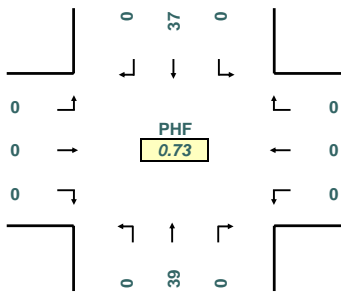
START TIME: 4:00 PM
 END TIME: 6:00 PM
 DATE: 4/11/2007



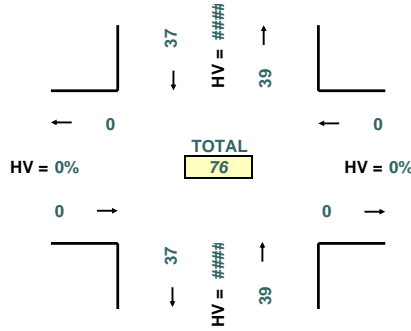
16285 SW 85th Avenue, Ste. 302
 Tigard, OR 97224
 Phone: 503-620-4242
 Fax: 503 620-4545

www.qualitycounts.net

PEAK HOUR TURNING MOVEMENTS



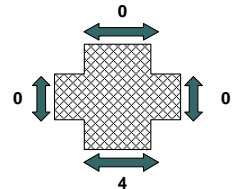
PEAK HOUR LINK VOLUMES



PEAK HOUR: 4:00 PM TO 5:00 PM

PEAK 15 MINUTES: 4:30 PM TO 4:45 PM

PEAK HOUR PED CROSSING VOLUMES



5-MINUTE COUNT PERIOD BEGINNING AT	NE MLK Jr Blvd-- (Southbound)			NE Hancock St-- (Westbound)			NE MLK Jr Blvd-- (Northbound)			NE Hancock St-- (Eastbound)			Crosswalk Usage (Peds By Approach)				TOTAL	
	Right	Thru	Left	Right	Thru	Left	Right	Thru	Left	Right	Thru	Left	North	East	South	West	Veh	Peds
4:00 PM	0	2	0	0	0	0	0	4	0	0	0	0	0	0	0	0	6	0
4:05 PM	0	4	0	0	0	0	0	4	0	0	0	0	0	0	0	0	8	0
4:10 PM	0	4	0	0	0	0	0	6	0	0	0	0	0	1	0	0	10	1
4:15 PM	0	5	0	0	0	0	0	1	0	0	0	0	0	0	0	0	6	0
4:20 PM	0	6	0	0	0	0	0	6	0	0	0	0	0	0	0	0	12	0
4:25 PM	0	2	0	0	0	0	0	1	0	0	0	0	0	1	0	0	3	1
4:30 PM	0	5	0	0	0	0	0	2	0	0	0	0	0	1	0	0	7	1
4:35 PM	0	1	0	0	0	0	0	4	0	0	0	0	0	0	0	0	5	0
4:40 PM	0	7	0	0	0	0	0	7	0	0	0	0	0	0	0	0	14	0
4:45 PM	0	0	0	0	0	0	0	2	0	0	0	0	0	1	0	0	2	1
4:50 PM	0	0	0	0	0	0	0	1	0	0	0	0	0	0	0	0	1	0
4:55 PM	0	1	0	0	0	0	0	1	0	0	0	0	0	0	0	0	2	0
5:00 PM	0	1	0	0	0	0	0	3	0	0	0	0	0	1	0	0	4	1
5:05 PM	0	0	0	0	0	0	0	3	0	0	0	0	0	1	0	0	3	1
5:10 PM	0	4	0	0	0	0	0	1	0	0	0	0	0	0	0	0	5	0
5:15 PM	0	2	0	0	0	0	0	4	0	0	0	0	0	1	0	0	6	1
5:20 PM	0	2	0	0	0	0	0	5	0	0	0	0	0	0	0	0	7	0
5:25 PM	0	0	0	0	0	0	0	2	0	0	0	0	0	0	0	0	2	0
5:30 PM	0	0	0	0	0	0	0	3	0	0	0	0	0	0	0	0	3	0
5:35 PM	0	1	0	0	0	0	0	2	0	0	0	0	0	0	0	0	3	0
5:40 PM	0	2	0	0	0	0	0	1	0	0	0	0	0	2	0	0	3	2
5:45 PM	0	1	0	0	0	0	0	2	0	0	0	0	0	0	0	0	3	0
5:50 PM	0	0	0	0	0	0	0	2	0	0	0	0	0	1	0	0	2	1
5:55 PM	0	1	0	0	0	0	0	1	0	0	0	0	0	0	0	0	2	0
HOURLY TOTALS	Southbound			Westbound			Northbound			Eastbound			Pedestrians By Approach				TOTAL	
4:00 PM	0	37	0	0	0	0	0	39	0	0	0	0	0	0	4	0	76	4
4:15 PM	0	32	0	0	0	0	0	32	0	0	0	0	0	0	5	0	64	5
4:30 PM	0	23	0	0	0	0	0	35	0	0	0	0	0	0	5	0	58	5
4:45 PM	0	13	0	0	0	0	0	28	0	0	0	0	0	0	6	0	41	6
5:00 PM	0	14	0	0	0	0	0	29	0	0	0	0	0	0	6	0	43	6

INTERSECTION: *N Interstate Ave--N Tillamook St--*
 PROJECT ID#:
 QC JOB #: 10247141

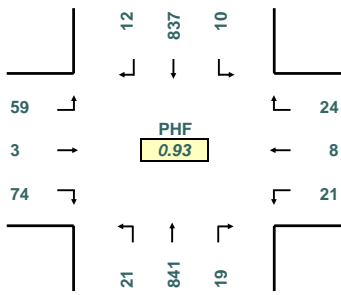
START TIME: 4:00 PM
 END TIME: 6:00 PM
 DATE: 4/11/2007



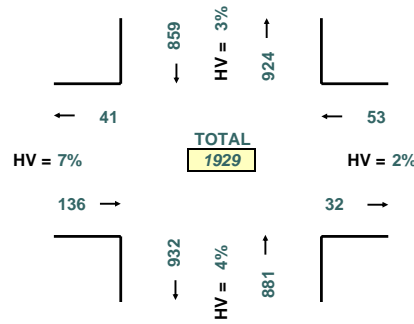
16285 SW 85th Avenue, Ste. 302
 Tigard, OR 97224
 Phone: 503-620-4242
 Fax: 503 620-4545

www.qualitycounts.net

PEAK HOUR TURNING MOVEMENTS



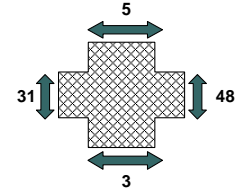
PEAK HOUR LINK VOLUMES



PEAK HOUR: 4:30 PM TO 5:30 PM

PEAK 15 MINUTES: 5:00 PM TO 5:15 PM

PEAK HOUR PED CROSSING VOLUMES



5-MINUTE COUNT PERIOD BEGINNING AT	<i>N Interstate Ave-- (Southbound)</i>			<i>N Tillamook St-- (Westbound)</i>			<i>N Interstate Ave-- (Northbound)</i>			<i>N Tillamook St-- (Eastbound)</i>			Crosswalk Usage (Peds By Approach)				TOTAL	
	Right	Thru	Left	Right	Thru	Left	Right	Thru	Left	Right	Thru	Left	North	East	South	West	Veh	Peds
4:00 PM	2	42	0	2	0	1	4	58	5	10	0	5	0	5	0	3	129	8
4:05 PM	4	71	1	1	0	1	2	57	2	3	1	5	0	4	0	2	148	6
4:10 PM	1	68	1	3	1	4	1	74	2	5	0	4	0	2	0	1	164	3
4:15 PM	2	58	1	2	0	1	0	75	2	3	0	2	2	4	0	2	146	8
4:20 PM	2	55	2	5	1	4	0	66	2	4	0	3	3	1	0	1	144	5
4:25 PM	4	64	1	3	0	3	4	76	1	2	0	2	0	1	0	1	160	2
4:30 PM	0	71	1	4	2	1	1	56	2	14	0	9	0	4	0	3	161	7
4:35 PM	1	48	1	3	1	2	1	61	2	6	1	12	1	3	1	2	139	7
4:40 PM	3	75	1	2	1	1	1	71	2	4	1	5	0	2	0	3	167	5
4:45 PM	2	48	2	4	1	1	1	59	0	12	0	4	0	1	0	6	134	7
4:50 PM	2	70	0	3	1	2	1	58	1	7	0	3	0	2	0	1	148	3
4:55 PM	0	68	0	1	0	3	3	73	3	3	0	4	1	3	0	5	158	9
5:00 PM	2	70	0	0	1	4	1	64	2	7	1	7	0	4	1	2	159	7
5:05 PM	0	83	1	1	0	1	6	73	1	5	0	8	1	4	0	2	179	7
5:10 PM	1	84	2	3	0	4	2	81	1	3	0	2	0	6	0	2	183	8
5:15 PM	0	74	2	0	0	0	1	68	2	7	0	1	0	4	0	1	155	5
5:20 PM	1	63	0	0	1	1	0	89	2	4	0	2	1	6	1	2	163	10
5:25 PM	0	83	0	3	0	1	1	88	3	2	0	2	1	9	0	2	183	12
5:30 PM	0	56	1	1	1	1	6	81	4	2	0	0	0	6	0	3	153	9
5:35 PM	1	49	2	0	0	1	0	90	1	5	0	2	0	6	1	1	151	8
5:40 PM	1	67	0	2	0	1	1	82	3	5	0	1	1	6	0	3	163	10
5:45 PM	0	47	1	2	0	2	0	78	2	3	0	6	0	4	0	3	141	7
5:50 PM	2	41	1	2	1	1	0	72	2	2	0	1	0	7	0	1	125	8
5:55 PM	2	39	1	1	0	0	0	66	2	1	0	1	1	9	1	2	113	13
HOURLY TOTALS	Southbound			Westbound			Northbound			Eastbound			Pedestrians By Approach				TOTAL	
4:00 PM	23	738	11	33	8	24	19	784	24	73	3	58	7	32	1	30	1798	70
4:15 PM	19	794	12	31	8	27	21	813	19	70	3	61	8	35	2	30	1878	75
4:30 PM	12	837	10	24	8	21	19	841	21	74	3	59	5	48	3	31	1929	87
4:45 PM	10	815	10	18	5	20	23	906	23	62	1	36	5	57	3	30	1929	95
5:00 PM	10	756	11	15	4	17	18	932	25	46	1	33	5	71	4	24	1868	104

INTERSECTION: *N Interstate Ave--N Tillamook St--*
 PROJECT ID#:
 QC JOB #: 10247141

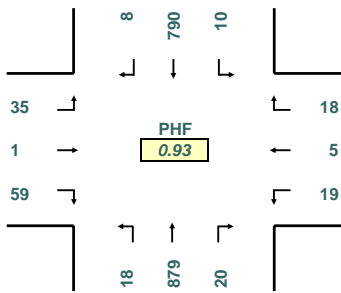
START TIME: 4:00 PM
 END TIME: 6:00 PM
 DATE: 4/11/2007



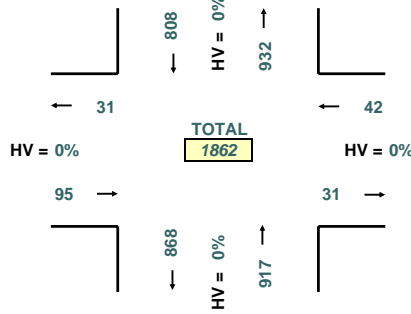
16285 SW 85th Avenue, Ste. 302
 Tigard, OR 97224
 Phone: 503-620-4242
 Fax: 503 620-4545

www.qualitycounts.net

PEAK HOUR TURNING MOVEMENTS



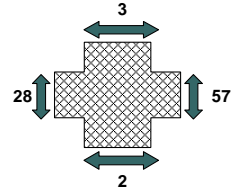
PEAK HOUR LINK VOLUMES



PEAK HOUR: 4:45 PM TO 5:45 PM

PEAK 15 MINUTES: 5:00 PM TO 5:15 PM

PEAK HOUR PED CROSSING VOLUMES



5-MINUTE COUNT PERIOD BEGINNING AT	<i>N Interstate Ave-- (Southbound)</i>			<i>N Tillamook St-- (Westbound)</i>			<i>N Interstate Ave-- (Northbound)</i>			<i>N Tillamook St-- (Eastbound)</i>			Crosswalk Usage (Peds By Approach)				TOTAL	
	Right	Thru	Left	Right	Thru	Left	Right	Thru	Left	Right	Thru	Left	North	East	South	West	Veh	Peds
4:00 PM	2	41	0	2	0	1	4	56	2	10	0	4	0	5	0	3	122	8
4:05 PM	4	70	1	1	0	1	2	52	2	3	1	5	0	4	0	1	142	5
4:10 PM	1	66	1	3	1	4	1	74	2	5	0	2	0	2	0	1	160	3
4:15 PM	2	56	1	1	0	1	0	71	1	3	0	2	0	4	0	2	138	6
4:20 PM	1	51	2	5	0	4	0	62	1	4	0	2	3	1	0	1	132	5
4:25 PM	3	63	1	3	0	3	4	74	0	2	0	2	0	1	0	1	155	2
4:30 PM	0	68	1	4	2	1	1	53	1	13	0	9	0	4	0	3	153	7
4:35 PM	1	45	1	3	1	2	1	59	2	5	0	11	1	3	0	2	131	6
4:40 PM	3	73	1	2	1	1	1	66	2	3	1	4	0	2	0	3	158	5
4:45 PM	2	47	2	4	1	1	1	58	0	10	0	4	0	1	0	5	130	6
4:50 PM	2	67	0	3	1	2	1	57	1	7	0	3	0	2	0	1	144	3
4:55 PM	0	66	0	1	0	3	3	68	2	3	0	4	1	3	0	4	150	8
5:00 PM	1	68	0	0	1	3	1	59	1	7	1	6	0	4	1	2	148	7
5:05 PM	0	80	1	1	0	1	4	69	1	5	0	8	1	4	0	2	170	7
5:10 PM	0	83	2	3	0	4	2	80	1	3	0	2	0	6	0	2	180	8
5:15 PM	0	72	2	0	0	0	1	66	2	7	0	1	0	4	0	1	151	5
5:20 PM	1	61	0	0	1	1	0	87	2	4	0	2	1	6	1	2	159	10
5:25 PM	0	83	0	3	0	1	1	86	2	2	0	2	0	9	0	2	180	11
5:30 PM	0	53	1	1	1	1	5	80	3	1	0	0	0	6	0	3	146	9
5:35 PM	1	45	2	0	0	1	0	89	0	5	0	2	0	6	0	1	145	7
5:40 PM	1	65	0	2	0	1	1	80	3	5	0	1	0	6	0	3	159	9
5:45 PM	0	46	1	2	0	2	0	74	2	3	0	5	0	4	0	3	135	7
5:50 PM	2	40	1	2	0	1	0	71	0	2	0	1	0	7	0	1	120	8
5:55 PM	1	38	1	1	0	0	0	64	2	1	0	0	1	9	0	2	108	12
HOURLY TOTALS	Southbound			Westbound			Northbound			Eastbound			Pedestrians By Approach				TOTAL	
4:00 PM	21	713	11	32	7	24	19	750	16	68	2	52	5	32	0	27	1715	64
4:15 PM	15	767	12	30	7	26	19	776	13	65	2	57	6	35	1	28	1789	70
4:30 PM	10	813	10	24	8	20	17	808	17	69	2	56	4	48	2	29	1854	83
4:45 PM	8	790	10	18	5	19	20	879	18	59	1	35	3	57	2	28	1862	90
5:00 PM	7	734	11	15	3	16	15	905	19	45	1	30	3	71	2	24	1801	100

INTERSECTION: *N Interstate Ave--N Tillamook St--*
 PROJECT ID#:
 QC JOB #: 10247141

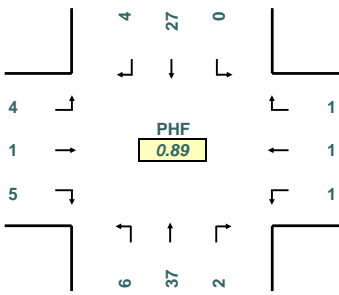
START TIME: 4:00 PM
 END TIME: 6:00 PM
 DATE: 4/11/2007



16285 SW 85th Avenue, Ste. 302
 Tigard, OR 97224
 Phone: 503-620-4242
 Fax: 503 620-4545

www.qualitycounts.net

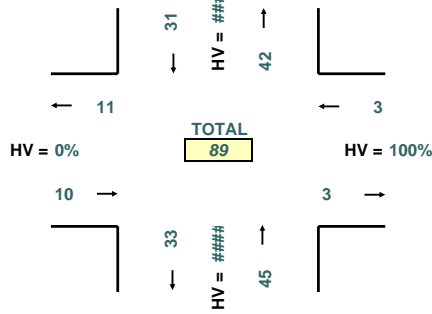
PEAK HOUR TURNING MOVEMENTS



PHF
0.89

PEAK HOUR: 4:15 PM TO 5:15 PM

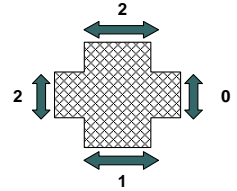
PEAK HOUR LINK VOLUMES



HV = 0% TOTAL 89 HV = 100%

PEAK 15 MINUTES: 4:30 PM TO 4:45 PM

PEAK HOUR PED CROSSING VOLUMES



5-MINUTE COUNT PERIOD BEGINNING AT	<i>N Interstate Ave-- (Southbound)</i>			<i>N Tillamook St-- (Westbound)</i>			<i>N Interstate Ave-- (Northbound)</i>			<i>N Tillamook St-- (Eastbound)</i>			Crosswalk Usage (Peds By Approach)				TOTAL	
	Right	Thru	Left	Right	Thru	Left	Right	Thru	Left	Right	Thru	Left	North	East	South	West	Veh	Peds
4:00 PM	0	1	0	0	0	0	0	2	3	0	0	1	0	0	0	0	7	0
4:05 PM	0	1	0	0	0	0	0	5	0	0	0	0	0	0	0	1	6	1
4:10 PM	0	2	0	0	0	0	0	0	0	0	0	2	0	0	0	0	4	0
4:15 PM	0	2	0	1	0	0	0	4	1	0	0	0	2	0	0	0	8	2
4:20 PM	1	4	0	0	1	0	0	4	1	0	0	1	0	0	0	0	12	0
4:25 PM	1	1	0	0	0	0	0	2	1	0	0	0	0	0	0	0	5	0
4:30 PM	0	3	0	0	0	0	0	3	1	1	0	0	0	0	0	0	8	0
4:35 PM	0	3	0	0	0	0	0	2	0	1	1	1	0	0	1	0	8	1
4:40 PM	0	2	0	0	0	0	0	5	0	1	0	1	0	0	0	0	9	0
4:45 PM	0	1	0	0	0	0	0	1	0	2	0	0	0	0	0	1	4	1
4:50 PM	0	3	0	0	0	0	0	1	0	0	0	0	0	0	0	0	4	0
4:55 PM	0	2	0	0	0	0	0	5	1	0	0	0	0	0	1	0	8	1
5:00 PM	1	2	0	0	0	1	0	5	1	0	0	1	0	0	0	0	11	0
5:05 PM	0	3	0	0	0	0	2	4	0	0	0	0	0	0	0	0	9	0
5:10 PM	1	1	0	0	0	0	0	1	0	0	0	0	0	0	0	0	3	0
5:15 PM	0	2	0	0	0	0	0	2	0	0	0	0	0	0	0	0	4	0
5:20 PM	0	2	0	0	0	0	0	2	0	0	0	0	0	0	0	0	4	0
5:25 PM	0	0	0	0	0	0	0	2	1	0	0	0	1	0	0	0	3	1
5:30 PM	0	3	0	0	0	0	1	1	1	1	0	0	0	0	0	0	7	0
5:35 PM	0	4	0	0	0	0	0	1	1	0	0	0	0	0	1	0	6	1
5:40 PM	0	2	0	0	0	0	0	2	0	0	0	0	1	0	0	0	4	1
5:45 PM	0	1	0	0	0	0	0	4	0	0	0	1	0	0	0	0	6	0
5:50 PM	0	1	0	0	1	0	0	1	2	0	0	0	0	0	0	0	5	0
5:55 PM	1	1	0	0	0	0	0	2	0	0	0	1	0	1	0	0	5	1
HOURLY TOTALS	Southbound			Westbound			Northbound			Eastbound			Pedestrians By Approach				TOTAL	
	Right	Thru	Left	Right	Thru	Left	Right	Thru	Left	Right	Thru	Left	North	East	South	West	Veh	Peds
4:00 PM	2	25	0	1	1	0	0	34	8	5	1	6	2	0	1	3	83	6
4:15 PM	4	27	0	1	1	1	2	37	6	5	1	4	2	0	1	2	89	5
4:30 PM	2	24	0	0	0	1	2	33	4	5	1	3	1	0	1	2	75	4
4:45 PM	2	25	0	0	0	1	3	27	5	3	0	1	2	0	1	2	67	5
5:00 PM	3	22	0	0	1	1	3	27	6	1	0	3	2	0	2	0	67	4

INTERSECTION: *N Interstate Ave--N Greeley Ave--*
 PROJECT ID#:
 QC JOB #: 10247142

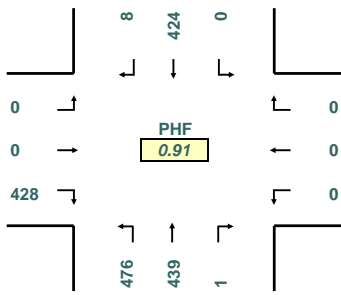
START TIME: 4:00 PM
 END TIME: 6:00 PM
 DATE: 4/11/2007



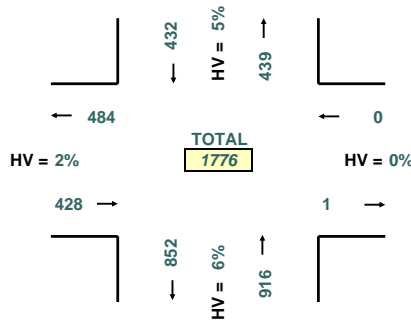
16285 SW 85th Avenue, Ste. 302
 Tigard, OR 97224
 Phone: 503-620-4242
 Fax: 503 620-4545

www.qualitycounts.net

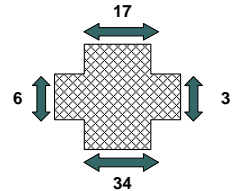
PEAK HOUR TURNING MOVEMENTS



PEAK HOUR LINK VOLUMES



PEAK HOUR PED CROSSING VOLUMES



PEAK HOUR: 4:45 PM TO 5:45 PM

PEAK 15 MINUTES: 5:15 PM TO 5:30 PM

5-MINUTE COUNT PERIOD BEGINNING AT	<i>N Interstate Ave-- (Southbound)</i>			<i>N Greeley Ave-- (Westbound)</i>			<i>N Interstate Ave-- (Northbound)</i>			<i>N Greeley Ave-- (Eastbound)</i>			Crosswalk Usage (Peds By Approach)				TOTAL	
	Right	Thru	Left	Right	Thru	Left	Right	Thru	Left	Right	Thru	Left	North	East	South	West	Veh	Peds
4:00 PM	1	30	0	0	0	0	4	26	48	30	0	0	1	0	2	1	139	4
4:05 PM	1	31	0	0	0	0	1	28	54	38	0	0	0	0	6	0	153	6
4:10 PM	1	26	0	0	0	0	0	53	34	32	0	0	1	0	2	0	146	3
4:15 PM	0	32	0	0	0	0	0	41	36	46	0	0	0	1	2	1	155	4
4:20 PM	1	22	0	0	0	0	0	43	58	35	0	0	0	0	3	0	159	3
4:25 PM	0	36	0	0	0	0	0	41	38	26	0	0	1	0	0	0	141	1
4:30 PM	1	29	0	0	0	0	0	41	24	19	0	0	1	0	1	0	114	2
4:35 PM	0	30	0	0	0	0	0	33	32	33	0	0	2	0	1	1	128	4
4:40 PM	0	24	0	0	0	0	0	39	45	43	0	0	1	0	2	1	151	4
4:45 PM	1	32	0	0	0	0	0	30	41	28	0	0	1	0	4	2	132	7
4:50 PM	0	34	0	0	0	0	0	30	26	37	0	0	2	0	3	0	127	5
4:55 PM	2	37	0	0	0	0	0	30	46	31	0	0	2	0	0	0	146	2
5:00 PM	0	31	0	0	0	0	0	30	40	33	0	0	2	0	2	0	134	4
5:05 PM	0	37	0	0	0	0	0	42	40	47	0	0	1	0	3	1	166	5
5:10 PM	1	36	0	0	0	0	0	28	40	56	0	0	2	0	1	0	161	3
5:15 PM	1	43	0	0	0	0	0	42	47	41	0	0	0	0	2	1	174	3
5:20 PM	0	30	0	0	0	0	0	38	27	43	0	0	0	1	5	0	138	6
5:25 PM	1	51	0	0	0	0	0	47	45	30	0	0	2	0	1	0	174	3
5:30 PM	1	35	0	0	0	0	1	47	41	28	0	0	2	0	2	0	153	4
5:35 PM	1	37	0	0	0	0	0	39	45	29	0	0	1	0	7	1	151	9
5:40 PM	0	21	0	0	0	0	0	36	38	25	0	0	2	2	4	1	120	9
5:45 PM	0	34	0	0	0	0	0	46	30	22	0	0	2	0	4	0	132	6
5:50 PM	1	21	0	0	0	0	0	49	26	25	0	0	1	0	2	2	122	5
5:55 PM	0	16	0	0	0	0	0	32	24	26	0	0	0	0	4	0	98	4
HOURLY TOTALS	Southbound			Westbound			Northbound			Eastbound			Pedestrians By Approach				TOTAL	
4:00 PM	8	363	0	0	0	0	5	435	482	398	0	0	12	1	26	6	1691	45
4:15 PM	6	380	0	0	0	0	0	428	466	434	0	0	15	1	22	6	1714	44
4:30 PM	7	414	0	0	0	0	0	430	453	441	0	0	16	1	25	6	1745	48
4:45 PM	8	424	0	0	0	0	1	439	476	428	0	0	17	3	34	6	1776	60
5:00 PM	6	392	0	0	0	0	1	476	443	405	0	0	15	3	37	6	1723	61

INTERSECTION: *N Interstate Ave--N Greeley Ave--*
 PROJECT ID#:
 QC JOB #: 10247142

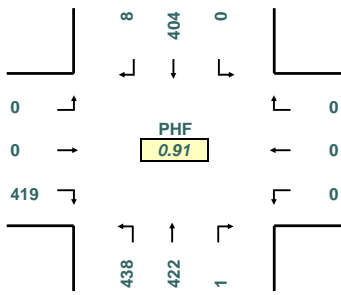
START TIME: 4:00 PM
 END TIME: 6:00 PM
 DATE: 4/11/2007



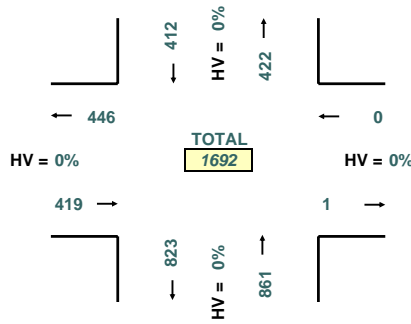
16285 SW 85th Avenue, Ste. 302
 Tigard, OR 97224
 Phone: 503-620-4242
 Fax: 503 620-4545

www.qualitycounts.net

PEAK HOUR TURNING MOVEMENTS



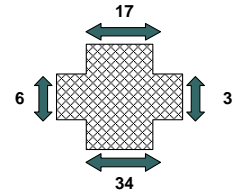
PEAK HOUR LINK VOLUMES



PEAK HOUR: 4:45 PM TO 5:45 PM

PEAK 15 MINUTES: 5:15 PM TO 5:30 PM

PEAK HOUR PED CROSSING VOLUMES



5-MINUTE COUNT PERIOD BEGINNING AT	<i>N Interstate Ave-- (Southbound)</i>			<i>N Greeley Ave-- (Westbound)</i>			<i>N Interstate Ave-- (Northbound)</i>			<i>N Greeley Ave-- (Eastbound)</i>			Crosswalk Usage (Peds By Approach)				TOTAL	
	Right	Thru	Left	Right	Thru	Left	Right	Thru	Left	Right	Thru	Left	North	East	South	West	Veh	Peds
4:00 PM	1	28	0	0	0	0	2	24	46	30	0	0	1	0	2	1	131	4
4:05 PM	1	31	0	0	0	0	1	23	47	37	0	0	0	0	6	0	140	6
4:10 PM	1	24	0	0	0	0	0	52	30	32	0	0	1	0	2	0	139	3
4:15 PM	0	32	0	0	0	0	0	40	36	45	0	0	0	1	2	1	153	4
4:20 PM	1	18	0	0	0	0	0	41	54	34	0	0	0	0	3	0	148	3
4:25 PM	0	35	0	0	0	0	0	36	34	25	0	0	1	0	0	0	130	1
4:30 PM	1	26	0	0	0	0	0	40	23	17	0	0	1	0	1	0	107	2
4:35 PM	0	29	0	0	0	0	0	33	28	31	0	0	2	0	1	1	121	4
4:40 PM	0	24	0	0	0	0	0	36	40	42	0	0	1	0	2	1	142	4
4:45 PM	1	30	0	0	0	0	0	29	39	27	0	0	1	0	4	2	126	7
4:50 PM	0	31	0	0	0	0	0	28	26	36	0	0	2	0	3	0	121	5
4:55 PM	2	34	0	0	0	0	0	28	39	31	0	0	2	0	0	0	134	2
5:00 PM	0	31	0	0	0	0	0	28	34	32	0	0	2	0	2	0	125	4
5:05 PM	0	36	0	0	0	0	0	40	35	46	0	0	1	0	3	1	157	5
5:10 PM	1	35	0	0	0	0	0	26	38	55	0	0	2	0	1	0	155	3
5:15 PM	1	42	0	0	0	0	0	41	42	39	0	0	0	0	2	1	165	3
5:20 PM	0	27	0	0	0	0	0	35	26	43	0	0	0	1	5	0	131	6
5:25 PM	1	49	0	0	0	0	0	47	42	29	0	0	2	0	1	0	168	3
5:30 PM	1	32	0	0	0	0	1	46	40	27	0	0	2	0	2	0	147	4
5:35 PM	1	37	0	0	0	0	0	38	42	29	0	0	1	0	7	1	147	9
5:40 PM	0	20	0	0	0	0	0	36	35	25	0	0	2	2	4	1	116	9
5:45 PM	0	33	0	0	0	0	0	43	27	21	0	0	2	0	4	0	124	6
5:50 PM	1	21	0	0	0	0	0	49	26	25	0	0	1	0	2	2	122	5
5:55 PM	0	16	0	0	0	0	0	32	24	25	0	0	0	0	4	0	97	4
HOURLY TOTALS	Southbound			Westbound			Northbound			Eastbound			Pedestrians By Approach				TOTAL	
4:00 PM	8	342	0	0	0	0	3	410	442	387	0	0	12	1	26	6	1592	45
4:15 PM	6	361	0	0	0	0	0	405	426	421	0	0	15	1	22	6	1619	44
4:30 PM	7	394	0	0	0	0	0	411	412	428	0	0	16	1	25	6	1652	48
4:45 PM	8	404	0	0	0	0	1	422	438	419	0	0	17	3	34	6	1692	60
5:00 PM	6	379	0	0	0	0	1	461	411	396	0	0	15	3	37	6	1654	61

INTERSECTION: *N Interstate Ave--N Greeley Ave--*
 PROJECT ID#:
 QC JOB #: 10247142

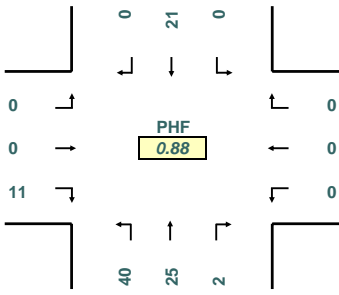
START TIME: 4:00 PM
 END TIME: 6:00 PM
 DATE: 4/11/2007



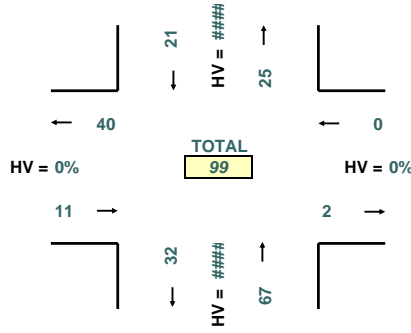
16285 SW 85th Avenue, Ste. 302
 Tigard, OR 97224
 Phone: 503-620-4242
 Fax: 503 620-4545

www.qualitycounts.net

PEAK HOUR TURNING MOVEMENTS



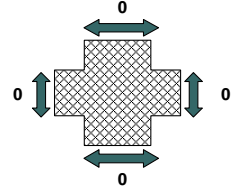
PEAK HOUR LINK VOLUMES



PEAK HOUR: 4:00 PM TO 5:00 PM

PEAK 15 MINUTES: 4:00 PM TO 4:15 PM

PEAK HOUR PED CROSSING VOLUMES



5-MINUTE COUNT PERIOD BEGINNING AT	<i>N Interstate Ave-- (Southbound)</i>			<i>N Greeley Ave-- (Westbound)</i>			<i>N Interstate Ave-- (Northbound)</i>			<i>N Greeley Ave-- (Eastbound)</i>			Crosswalk Usage (Peds By Approach)				TOTAL	
	Right	Thru	Left	Right	Thru	Left	Right	Thru	Left	Right	Thru	Left	North	East	South	West	Veh	Peds
4:00 PM	0	2	0	0	0	0	2	2	2	0	0	0	0	0	0	0	8	0
4:05 PM	0	0	0	0	0	0	0	5	7	1	0	0	0	0	0	0	13	0
4:10 PM	0	2	0	0	0	0	0	1	4	0	0	0	0	0	0	0	7	0
4:15 PM	0	0	0	0	0	0	0	1	0	1	0	0	0	0	0	0	2	0
4:20 PM	0	4	0	0	0	0	0	2	4	1	0	0	0	0	0	0	11	0
4:25 PM	0	1	0	0	0	0	0	5	4	1	0	0	0	0	0	0	11	0
4:30 PM	0	3	0	0	0	0	0	1	1	2	0	0	0	0	0	0	7	0
4:35 PM	0	1	0	0	0	0	0	0	4	2	0	0	0	0	0	0	7	0
4:40 PM	0	0	0	0	0	0	0	3	5	1	0	0	0	0	0	0	9	0
4:45 PM	0	2	0	0	0	0	0	1	2	1	0	0	0	0	0	0	6	0
4:50 PM	0	3	0	0	0	0	0	2	0	1	0	0	0	0	0	0	6	0
4:55 PM	0	3	0	0	0	0	0	2	7	0	0	0	0	0	0	0	12	0
5:00 PM	0	0	0	0	0	0	0	2	6	1	0	0	0	0	0	0	9	0
5:05 PM	0	1	0	0	0	0	0	2	5	1	0	0	0	0	0	0	9	0
5:10 PM	0	1	0	0	0	0	0	2	2	1	0	0	0	0	0	0	6	0
5:15 PM	0	1	0	0	0	0	0	1	5	2	0	0	0	0	0	0	9	0
5:20 PM	0	3	0	0	0	0	0	3	1	0	0	0	0	0	0	0	7	0
5:25 PM	0	2	0	0	0	0	0	0	3	1	0	0	0	0	0	0	6	0
5:30 PM	0	3	0	0	0	0	0	1	1	1	0	0	0	0	0	0	6	0
5:35 PM	0	0	0	0	0	0	0	1	3	0	0	0	0	0	0	0	4	0
5:40 PM	0	1	0	0	0	0	0	0	3	0	0	0	0	0	0	0	4	0
5:45 PM	0	1	0	0	0	0	0	3	3	1	0	0	0	0	0	0	8	0
5:50 PM	0	0	0	0	0	0	0	0	0	0	0	0	0	0	0	0	0	0
5:55 PM	0	0	0	0	0	0	0	0	0	1	0	0	0	0	0	0	1	0
HOURLY TOTALS	Southbound			Westbound			Northbound			Eastbound			Pedestrians By Approach				TOTAL	
4:00 PM	0	21	0	0	0	0	2	25	40	11	0	0	0	0	0	0	99	0
4:15 PM	0	19	0	0	0	0	0	23	40	13	0	0	0	0	0	0	95	0
4:30 PM	0	20	0	0	0	0	0	19	41	13	0	0	0	0	0	0	93	0
4:45 PM	0	20	0	0	0	0	0	17	38	9	0	0	0	0	0	0	84	0
5:00 PM	0	13	0	0	0	0	0	15	32	9	0	0	0	0	0	0	69	0

INTERSECTION: *N Gantenbein Ave--/N Kerby Ave--*
 PROJECT ID#:
 QC JOB #: 10247156

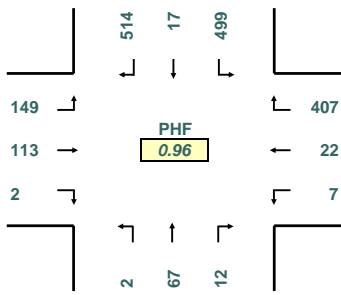
START TIME: 4:00 PM
 END TIME: 6:00 PM
 DATE: 4/11/2007



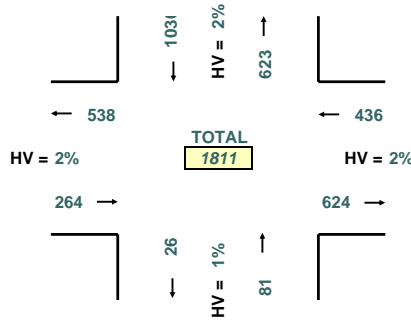
16285 SW 85th Avenue, Ste. 302
 Tigard, OR 97224
 Phone: 503-620-4242
 Fax: 503 620-4545

www.qualitycounts.net

PEAK HOUR TURNING MOVEMENTS



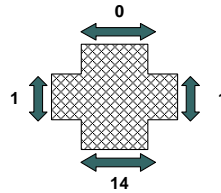
PEAK HOUR LINK VOLUMES



PEAK HOUR: 4:30 PM TO 5:30 PM

PEAK 15 MINUTES: 5:15 PM TO 5:30 PM

PEAK HOUR PED CROSSING VOLUMES



5-MINUTE COUNT PERIOD BEGINNING AT	N Gantenbein Ave-- (Southbound)			N Kerby Ave-- (Westbound)			N Gantenbein Ave-- (Northbound)			N Kerby Ave-- (Eastbound)			Crosswalk Usage (Peds By Approach)				TOTAL	
	Right	Thru	Left	Right	Thru	Left	Right	Thru	Left	Right	Thru	Left	North	East	South	West	Veh	Peds
4:00 PM	42	1	31	21	1	0	2	5	0	0	18	14	0	0	0	0	135	0
4:05 PM	31	0	44	30	1	1	1	6	0	0	13	13	0	0	2	0	140	2
4:10 PM	38	1	42	35	1	0	3	5	0	0	10	22	0	0	0	0	157	0
4:15 PM	47	2	51	29	0	1	3	5	0	0	9	6	0	0	0	0	153	0
4:20 PM	27	2	58	20	2	1	2	6	0	0	7	8	0	0	0	0	133	0
4:25 PM	25	5	35	23	1	0	1	4	0	1	2	17	0	0	3	0	114	3
4:30 PM	38	0	30	38	2	0	0	7	1	0	10	20	0	0	4	0	146	4
4:35 PM	31	2	47	34	2	0	0	6	0	0	7	13	0	0	0	0	142	0
4:40 PM	35	0	37	34	0	2	0	5	0	0	8	18	0	1	0	0	139	1
4:45 PM	42	2	38	36	0	1	7	4	1	0	12	14	0	0	0	0	157	0
4:50 PM	37	0	43	30	3	2	0	2	0	0	11	11	0	0	2	0	139	2
4:55 PM	41	0	49	32	2	0	0	1	0	0	14	10	0	0	3	0	149	3
5:00 PM	51	2	31	35	2	2	0	5	0	1	7	13	0	0	0	0	149	0
5:05 PM	45	1	37	32	2	0	0	10	0	1	12	14	0	0	1	0	154	1
5:10 PM	50	1	29	41	5	0	2	7	0	0	15	14	0	0	0	0	164	0
5:15 PM	53	4	53	27	0	0	1	6	0	0	5	8	0	0	1	1	157	2
5:20 PM	49	3	52	40	2	0	1	6	0	0	6	6	0	0	1	0	165	1
5:25 PM	42	2	53	28	2	0	1	8	0	0	6	8	0	0	2	0	150	2
5:30 PM	44	1	41	23	1	0	1	3	0	0	8	13	0	0	2	0	135	2
5:35 PM	38	1	59	31	2	1	2	3	0	0	3	12	0	0	0	0	152	0
5:40 PM	30	1	60	28	3	0	1	5	0	2	2	7	0	0	2	0	139	2
5:45 PM	33	1	65	19	0	0	2	4	0	0	1	6	0	0	3	0	131	3
5:50 PM	29	1	56	23	0	2	1	5	0	0	2	11	0	0	1	0	130	1
5:55 PM	29	1	70	26	1	0	1	2	0	1	2	4	0	0	0	0	137	0
HOURLY TOTALS	Southbound			Westbound			Northbound			Eastbound			Pedestrians By Approach				TOTAL	
4:00 PM	434	15	505	362	15	8	19	56	2	1	121	166	0	1	14	0	1704	15
4:15 PM	469	17	485	384	21	9	15	62	2	3	114	158	0	1	13	0	1739	14
4:30 PM	514	17	499	407	22	7	12	67	2	2	113	149	0	1	14	1	1811	16
4:45 PM	522	18	545	383	24	6	16	60	1	4	101	130	0	0	14	1	1810	15
5:00 PM	493	19	606	353	20	5	13	64	0	5	69	116	0	0	13	1	1763	14

INTERSECTION: *N Gantenbein Ave--/N Kerby Ave--*
 PROJECT ID#:
 QC JOB #: 10247156

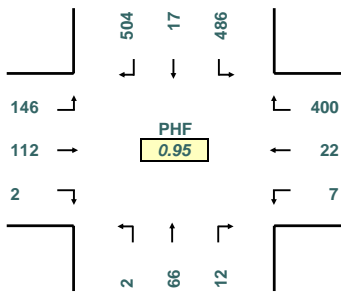
START TIME: 4:00 PM
 END TIME: 6:00 PM
 DATE: 4/11/2007



16285 SW 85th Avenue, Ste. 302
 Tigard, OR 97224
 Phone: 503-620-4242
 Fax: 503 620-4545

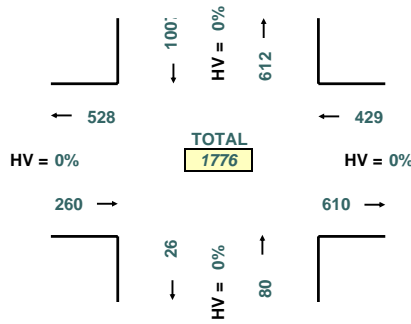
www.qualitycounts.net

PEAK HOUR TURNING MOVEMENTS



PHF
0.95

PEAK HOUR LINK VOLUMES

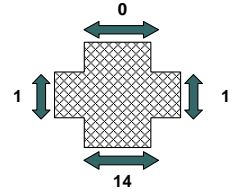


TOTAL
1776

PEAK HOUR: 4:30 PM TO 5:30 PM

PEAK 15 MINUTES: 5:15 PM TO 5:30 PM

PEAK HOUR PED CROSSING VOLUMES



5-MINUTE COUNT PERIOD BEGINNING AT	<i>N Gantenbein Ave-- (Southbound)</i>			<i>N Kerby Ave-- (Westbound)</i>			<i>N Gantenbein Ave-- (Northbound)</i>			<i>N Kerby Ave-- (Eastbound)</i>			Crosswalk Usage (Peds By Approach)				TOTAL	
	Right	Thru	Left	Right	Thru	Left	Right	Thru	Left	Right	Thru	Left	North	East	South	West	Veh	Peds
4:00 PM	39	1	29	21	1	0	2	4	0	0	17	14	0	0	0	0	128	0
4:05 PM	31	0	40	30	1	1	1	6	0	0	12	12	0	0	2	0	134	2
4:10 PM	37	1	42	35	1	0	3	5	0	0	10	22	0	0	0	0	156	0
4:15 PM	46	2	49	29	0	1	3	5	0	0	9	6	0	0	0	0	150	0
4:20 PM	26	2	58	20	2	1	1	6	0	0	6	7	0	0	0	0	129	0
4:25 PM	25	5	34	23	1	0	1	4	0	1	2	17	0	0	3	0	113	3
4:30 PM	37	0	29	37	2	0	0	7	1	0	10	20	0	0	4	0	143	4
4:35 PM	31	2	47	34	2	0	0	6	0	0	7	13	0	0	0	0	142	0
4:40 PM	35	0	35	33	0	2	0	5	0	0	8	18	0	1	0	0	136	1
4:45 PM	41	2	37	34	0	1	7	4	1	0	12	13	0	0	0	0	152	0
4:50 PM	37	0	40	29	3	2	0	2	0	0	11	10	0	0	2	0	134	2
4:55 PM	40	0	48	31	2	0	0	0	0	0	13	10	0	0	3	0	144	3
5:00 PM	50	2	30	35	2	2	0	5	0	1	7	13	0	0	0	0	147	0
5:05 PM	43	1	37	32	2	0	0	10	0	1	12	14	0	0	1	0	152	1
5:10 PM	48	1	27	40	5	0	2	7	0	0	15	13	0	0	0	0	158	0
5:15 PM	53	4	52	27	0	0	1	6	0	0	5	8	0	0	1	1	156	2
5:20 PM	47	3	51	40	2	0	1	6	0	0	6	6	0	0	1	0	162	1
5:25 PM	42	2	53	28	2	0	1	8	0	0	6	8	0	0	2	0	150	2
5:30 PM	41	1	40	23	1	0	1	3	0	0	8	13	0	0	2	0	131	2
5:35 PM	38	1	59	31	2	1	2	3	0	0	3	12	0	0	0	0	152	0
5:40 PM	28	1	60	28	3	0	1	5	0	2	2	7	0	0	2	0	137	2
5:45 PM	33	0	64	19	0	0	2	4	0	0	1	6	0	0	3	0	129	3
5:50 PM	28	1	56	23	0	2	1	5	0	0	2	11	0	0	1	0	129	1
5:55 PM	29	1	70	26	1	0	1	1	0	1	2	4	0	0	0	0	136	0
HOURLY TOTALS	Southbound			Westbound			Northbound			Eastbound			Pedestrians By Approach				TOTAL	
4:00 PM	425	15	488	356	15	8	18	54	2	1	117	162	0	1	14	0	1661	15
4:15 PM	459	17	471	377	21	9	14	61	2	3	112	154	0	1	13	0	1700	14
4:30 PM	504	17	486	400	22	7	12	66	2	2	112	146	0	1	14	1	1776	16
4:45 PM	508	18	534	378	24	6	16	59	1	4	100	127	0	0	14	1	1775	15
5:00 PM	480	18	599	352	20	5	13	63	0	5	69	115	0	0	13	1	1739	14

INTERSECTION: *N Gantenbein Ave--/N Kerby Ave--*
 PROJECT ID#:
 QC JOB #: 10247156

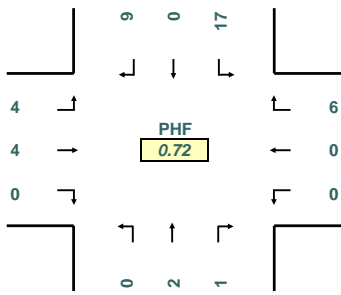
START TIME: 4:00 PM
 END TIME: 6:00 PM
 DATE: 4/11/2007



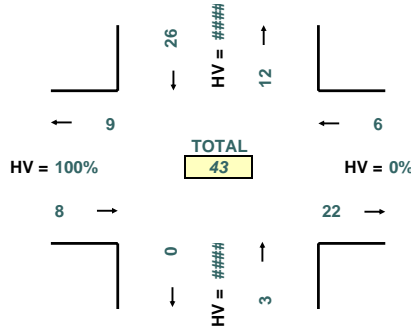
16285 SW 85th Avenue, Ste. 302
 Tigard, OR 97224
 Phone: 503-620-4242
 Fax: 503 620-4545

www.qualitycounts.net

PEAK HOUR TURNING MOVEMENTS



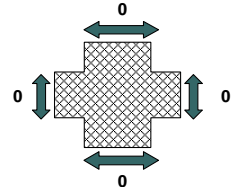
PEAK HOUR LINK VOLUMES



PEAK HOUR: 4:00 PM TO 5:00 PM

PEAK 15 MINUTES: 4:45 PM TO 5:00 PM

PEAK HOUR PED CROSSING VOLUMES



5-MINUTE COUNT PERIOD BEGINNING AT	<i>N Gantenbein Ave--</i> (Southbound)			<i>N Kerby Ave--</i> (Westbound)			<i>N Gantenbein Ave--</i> (Northbound)			<i>N Kerby Ave--</i> (Eastbound)			Crosswalk Usage (Peds By Approach)				TOTAL	
	Right	Thru	Left	Right	Thru	Left	Right	Thru	Left	Right	Thru	Left	North	East	South	West	Veh	Peds
4:00 PM	3	0	2	0	0	0	0	1	0	0	1	0	0	0	0	0	7	0
4:05 PM	0	0	4	0	0	0	0	0	0	0	1	1	0	0	0	0	6	0
4:10 PM	1	0	0	0	0	0	0	0	0	0	0	0	0	0	0	0	1	0
4:15 PM	1	0	2	0	0	0	0	0	0	0	0	0	0	0	0	0	3	0
4:20 PM	1	0	0	0	0	0	1	0	0	0	1	1	0	0	0	0	4	0
4:25 PM	0	0	1	0	0	0	0	0	0	0	0	0	0	0	0	0	1	0
4:30 PM	1	0	1	1	0	0	0	0	0	0	0	0	0	0	0	0	3	0
4:35 PM	0	0	0	0	0	0	0	0	0	0	0	0	0	0	0	0	0	0
4:40 PM	0	0	2	1	0	0	0	0	0	0	0	0	0	0	0	0	3	0
4:45 PM	1	0	1	2	0	0	0	0	0	0	0	1	0	0	0	0	5	0
4:50 PM	0	0	3	1	0	0	0	0	0	0	0	1	0	0	0	0	5	0
4:55 PM	1	0	1	1	0	0	0	1	0	0	1	0	0	0	0	0	5	0
5:00 PM	1	0	1	0	0	0	0	0	0	0	0	0	0	0	0	0	2	0
5:05 PM	2	0	0	0	0	0	0	0	0	0	0	0	0	0	0	0	2	0
5:10 PM	2	0	2	1	0	0	0	0	0	0	0	1	0	0	0	0	6	0
5:15 PM	0	0	1	0	0	0	0	0	0	0	0	0	0	0	0	0	1	0
5:20 PM	2	0	1	0	0	0	0	0	0	0	0	0	0	0	0	0	3	0
5:25 PM	0	0	0	0	0	0	0	0	0	0	0	0	0	0	0	0	0	0
5:30 PM	3	0	1	0	0	0	0	0	0	0	0	0	0	0	0	0	4	0
5:35 PM	0	0	0	0	0	0	0	0	0	0	0	0	0	0	0	0	0	0
5:40 PM	2	0	0	0	0	0	0	0	0	0	0	0	0	0	0	0	2	0
5:45 PM	0	1	1	0	0	0	0	0	0	0	0	0	0	0	0	0	2	0
5:50 PM	1	0	0	0	0	0	0	0	0	0	0	0	0	0	0	0	1	0
5:55 PM	0	0	0	0	0	0	0	1	0	0	0	0	0	0	0	0	1	0
HOURLY TOTALS	Southbound			Westbound			Northbound			Eastbound			Pedestrians By Approach				TOTAL	
	Right	Thru	Left	Right	Thru	Left	Right	Thru	Left	Right	Thru	Left	North	East	South	West	Veh	Peds
4:00 PM	9	0	17	6	0	0	1	2	0	0	4	4	0	0	0	0	43	0
4:15 PM	10	0	14	7	0	0	1	1	0	0	2	4	0	0	0	0	39	0
4:30 PM	10	0	13	7	0	0	0	1	0	0	1	3	0	0	0	0	35	0
4:45 PM	14	0	11	5	0	0	0	1	0	0	1	3	0	0	0	0	35	0
5:00 PM	13	1	7	1	0	0	0	1	0	0	0	1	0	0	0	0	24	0

INTERSECTION: *N Vancouver Ave--/N Cook St--*
 PROJECT ID#:
 QC JOB #: 10247157

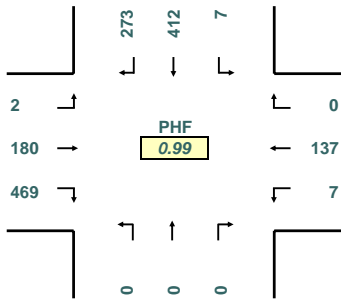
START TIME: 4:00 PM
 END TIME: 6:00 PM
 DATE: 4/11/2007



16285 SW 85th Avenue, Ste. 302
 Tigard, OR 97224
 Phone: 503-620-4242
 Fax: 503 620-4545

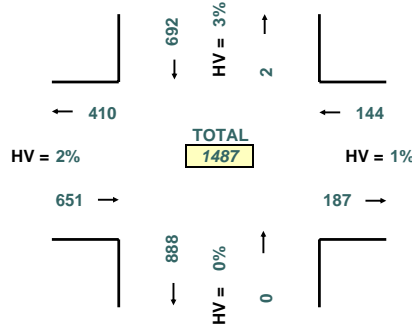
www.qualitycounts.net

PEAK HOUR TURNING MOVEMENTS



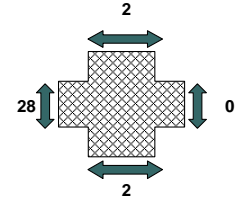
PEAK HOUR: 4:45 PM TO 5:45 PM

PEAK HOUR LINK VOLUMES



PEAK 15 MINUTES: 5:15 PM TO 5:30 PM

PEAK HOUR PED CROSSING VOLUMES



5-MINUTE COUNT PERIOD BEGINNING AT	<i>N Vancouver Ave-- (Southbound)</i>			<i>N Cook St-- (Westbound)</i>			<i>N Vancouver Ave-- (Northbound)</i>			<i>N Cook St-- (Eastbound)</i>			Crosswalk Usage (Peds By Approach)				TOTAL	
	Right	Thru	Left	Right	Thru	Left	Right	Thru	Left	Right	Thru	Left	North	East	South	West	Veh	Peds
4:00 PM	23	28	1	0	4	0	0	0	0	30	28	1	0	0	1	0	115	1
4:05 PM	22	35	0	0	6	0	0	0	0	32	28	0	0	0	0	3	123	3
4:10 PM	27	26	2	0	7	0	0	0	0	19	26	0	0	1	0	4	107	5
4:15 PM	29	27	1	0	4	0	0	0	0	32	28	0	0	0	0	2	121	2
4:20 PM	16	30	0	0	7	0	0	0	0	35	27	0	0	1	1	2	115	4
4:25 PM	18	31	0	0	6	0	0	0	0	28	17	0	0	2	0	1	100	3
4:30 PM	27	32	2	0	13	1	0	0	0	21	18	1	0	0	0	0	115	0
4:35 PM	30	32	1	0	5	0	0	0	0	30	26	0	0	0	0	3	124	3
4:40 PM	26	32	4	0	10	0	0	0	0	26	16	0	0	0	0	3	114	3
4:45 PM	27	38	0	0	9	0	0	0	0	29	27	1	0	0	0	2	131	2
4:50 PM	25	30	1	0	11	0	0	0	0	30	21	1	0	0	1	2	119	3
4:55 PM	17	31	1	0	12	0	0	0	0	36	21	0	0	0	0	2	118	2
5:00 PM	28	35	0	0	14	0	0	0	0	33	13	0	0	0	0	0	123	0
5:05 PM	20	28	1	0	15	2	0	0	0	35	15	0	0	0	1	1	116	2
5:10 PM	30	35	1	0	15	0	0	0	0	36	10	0	0	0	0	1	127	1
5:15 PM	16	41	0	0	8	2	0	0	0	40	15	0	0	0	0	2	122	2
5:20 PM	31	28	1	0	13	0	0	0	0	48	8	0	0	0	0	5	129	5
5:25 PM	19	34	1	0	11	1	0	0	0	50	10	0	0	0	0	4	126	4
5:30 PM	14	34	1	0	10	0	0	0	0	41	9	0	2	0	0	4	109	6
5:35 PM	23	38	0	0	7	0	0	0	0	49	19	0	0	0	0	1	136	1
5:40 PM	23	40	0	0	12	2	0	0	0	42	12	0	0	0	0	4	131	4
5:45 PM	14	27	0	0	4	1	0	0	0	46	24	0	0	0	0	4	116	4
5:50 PM	19	30	0	0	6	0	0	0	0	43	22	0	1	0	0	1	120	2
5:55 PM	22	35	2	0	4	1	0	0	0	39	25	0	0	0	0	1	128	1
HOURLY TOTALS	Southbound			Westbound			Northbound			Eastbound			Pedestrians By Approach				TOTAL	
4:00 PM	287	372	13	0	94	1	0	0	0	348	283	4	0	4	3	24	1402	31
4:15 PM	293	381	12	0	121	3	0	0	0	371	239	3	0	3	3	19	1423	25
4:30 PM	296	396	13	0	136	6	0	0	0	414	200	3	0	0	2	25	1464	27
4:45 PM	273	412	7	0	137	7	0	0	0	469	180	2	2	0	2	28	1487	32
5:00 PM	259	405	7	0	119	9	0	0	0	502	182	0	3	0	1	28	1483	32

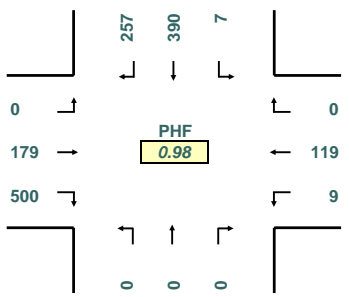
INTERSECTION: *N Vancouver Ave--/N Cook St--*
 PROJECT ID#:
 QC JOB #: 10247157

START TIME: 4:00 PM
 END TIME: 6:00 PM
 DATE: 4/11/2007



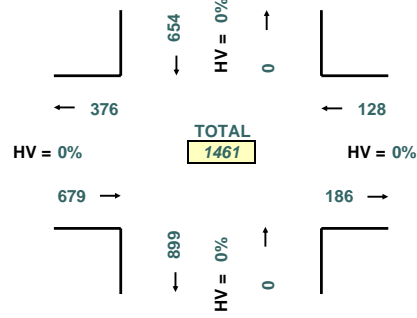
QUALITY COUNTS
 16285 SW 85th Avenue, Ste. 302
 Tigard, OR 97224
 Phone: 503-620-4242
 Fax: 503 620-4545
 www.qualitycounts.net

PEAK HOUR TURNING MOVEMENTS



PHF
 0.98

PEAK HOUR LINK VOLUMES

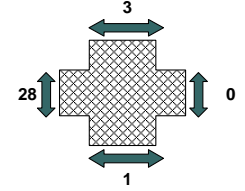


TOTAL
 1461

PEAK HOUR: 5:00 PM TO 6:00 PM

PEAK 15 MINUTES: 5:15 PM TO 5:30 PM

PEAK HOUR PED CROSSING VOLUMES



5-MINUTE COUNT PERIOD BEGINNING AT	<i>N Vancouver Ave--</i> (Southbound)			<i>N Cook St--</i> (Westbound)			<i>N Vancouver Ave--</i> (Northbound)			<i>N Cook St--</i> (Eastbound)			Crosswalk Usage (Peds By Approach)				TOTAL	
	Right	Thru	Left	Right	Thru	Left	Right	Thru	Left	Right	Thru	Left	North	East	South	West	Veh	Peds
4:00 PM	23	27	1	0	4	0	0	0	0	30	25	1	0	0	1	0	111	1
4:05 PM	22	33	0	0	6	0	0	0	0	30	26	0	0	0	0	3	117	3
4:10 PM	27	25	2	0	7	0	0	0	0	19	25	0	0	1	0	4	105	5
4:15 PM	29	22	1	0	4	0	0	0	0	32	27	0	0	0	0	2	115	2
4:20 PM	16	26	0	0	7	0	0	0	0	34	26	0	0	1	1	2	109	4
4:25 PM	18	30	0	0	6	0	0	0	0	28	16	0	0	2	0	1	98	3
4:30 PM	26	30	2	0	13	1	0	0	0	21	17	1	0	0	0	0	111	0
4:35 PM	30	31	1	0	5	0	0	0	0	30	26	0	0	0	0	3	123	3
4:40 PM	26	29	4	0	10	0	0	0	0	25	15	0	0	0	0	3	109	3
4:45 PM	25	36	0	0	9	0	0	0	0	29	26	1	0	0	0	2	126	2
4:50 PM	25	29	1	0	10	0	0	0	0	27	21	1	0	0	1	2	114	3
4:55 PM	16	30	1	0	11	0	0	0	0	36	20	0	0	0	0	2	114	2
5:00 PM	27	33	0	0	14	0	0	0	0	33	11	0	0	0	0	0	118	0
5:05 PM	20	27	1	0	15	2	0	0	0	35	15	0	0	0	1	1	115	2
5:10 PM	29	34	1	0	15	0	0	0	0	34	10	0	0	0	0	1	123	1
5:15 PM	16	38	0	0	8	2	0	0	0	40	15	0	0	0	0	2	119	2
5:20 PM	31	27	1	0	13	0	0	0	0	48	8	0	0	0	0	5	128	5
5:25 PM	19	34	1	0	11	1	0	0	0	50	9	0	0	0	0	4	125	4
5:30 PM	14	32	1	0	10	0	0	0	0	41	9	0	2	0	0	4	107	6
5:35 PM	23	36	0	0	7	0	0	0	0	49	19	0	0	0	0	1	134	1
5:40 PM	23	39	0	0	12	2	0	0	0	42	12	0	0	0	0	4	130	4
5:45 PM	14	27	0	0	4	1	0	0	0	46	24	0	0	0	0	4	116	4
5:50 PM	19	30	0	0	6	0	0	0	0	43	22	0	1	0	0	1	120	2
5:55 PM	22	33	2	0	4	1	0	0	0	39	25	0	0	0	0	1	126	1
HOURLY TOTALS	Southbound			Westbound			Northbound			Eastbound			Pedestrians By Approach				TOTAL	
4:00 PM	283	348	13	0	92	1	0	0	0	341	270	4	0	4	3	24	1352	31
4:15 PM	287	357	12	0	119	3	0	0	0	364	230	3	0	3	3	19	1375	25
4:30 PM	290	378	13	0	134	6	0	0	0	408	193	3	0	0	2	25	1425	27
4:45 PM	268	395	7	0	135	7	0	0	0	464	175	2	2	0	2	28	1453	32
5:00 PM	257	390	7	0	119	9	0	0	0	500	179	0	3	0	1	28	1461	32

INTERSECTION: *N Vancouver Ave--/N Cook St--*
 PROJECT ID#:
 QC JOB #: 10247157

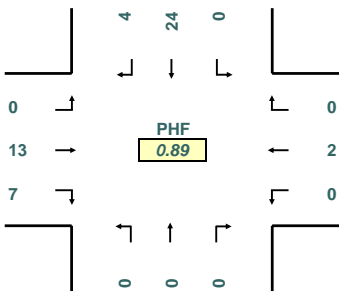
START TIME: 4:00 PM
 END TIME: 6:00 PM
 DATE: 4/11/2007



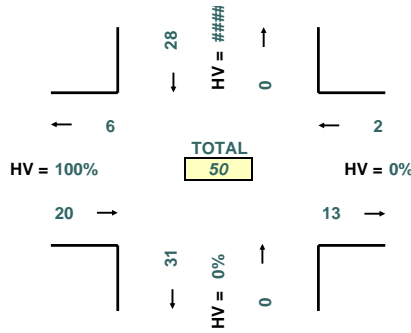
16285 SW 85th Avenue, Ste. 302
 Tigard, OR 97224
 Phone: 503-620-4242
 Fax: 503 620-4545

www.qualitycounts.net

PEAK HOUR TURNING MOVEMENTS



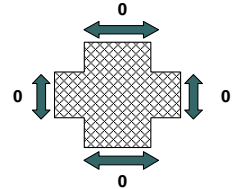
PEAK HOUR LINK VOLUMES



PEAK HOUR: 4:00 PM TO 5:00 PM

PEAK 15 MINUTES: 4:45 PM TO 5:00 PM

PEAK HOUR PED CROSSING VOLUMES



5-MINUTE COUNT PERIOD BEGINNING AT	<i>N Vancouver Ave-- (Southbound)</i>			<i>N Cook St-- (Westbound)</i>			<i>N Vancouver Ave-- (Northbound)</i>			<i>N Cook St-- (Eastbound)</i>			Crosswalk Usage (Peds By Approach)				TOTAL	
	Right	Thru	Left	Right	Thru	Left	Right	Thru	Left	Right	Thru	Left	North	East	South	West	Veh	Peds
4:00 PM	0	1	0	0	0	0	0	0	0	0	3	0	0	0	0	0	4	0
4:05 PM	0	2	0	0	0	0	0	0	0	0	2	2	0	0	0	0	6	0
4:10 PM	0	1	0	0	0	0	0	0	0	0	1	0	0	0	0	0	2	0
4:15 PM	0	5	0	0	0	0	0	0	0	0	1	0	0	0	0	0	6	0
4:20 PM	0	4	0	0	0	0	0	0	0	0	1	1	0	0	0	0	6	0
4:25 PM	0	1	0	0	0	0	0	0	0	0	1	0	0	0	0	0	2	0
4:30 PM	1	2	0	0	0	0	0	0	0	0	1	0	0	0	0	0	4	0
4:35 PM	0	1	0	0	0	0	0	0	0	0	0	0	0	0	0	0	1	0
4:40 PM	0	3	0	0	0	0	0	0	0	0	1	1	0	0	0	0	5	0
4:45 PM	2	2	0	0	0	0	0	0	0	0	1	0	0	0	0	0	5	0
4:50 PM	0	1	0	0	1	0	0	0	0	0	3	0	0	0	0	0	5	0
4:55 PM	1	1	0	0	1	0	0	0	0	0	1	0	0	0	0	0	4	0
5:00 PM	1	2	0	0	0	0	0	0	0	0	2	0	0	0	0	0	5	0
5:05 PM	0	1	0	0	0	0	0	0	0	0	0	0	0	0	0	0	1	0
5:10 PM	1	1	0	0	0	0	0	0	0	0	2	0	0	0	0	0	4	0
5:15 PM	0	3	0	0	0	0	0	0	0	0	0	0	0	0	0	0	3	0
5:20 PM	0	1	0	0	0	0	0	0	0	0	0	0	0	0	0	0	1	0
5:25 PM	0	0	0	0	0	0	0	0	0	0	1	0	0	0	0	0	1	0
5:30 PM	0	2	0	0	0	0	0	0	0	0	0	0	0	0	0	0	2	0
5:35 PM	0	2	0	0	0	0	0	0	0	0	0	0	0	0	0	0	2	0
5:40 PM	0	1	0	0	0	0	0	0	0	0	0	0	0	0	0	0	1	0
5:45 PM	0	0	0	0	0	0	0	0	0	0	0	0	0	0	0	0	0	0
5:50 PM	0	0	0	0	0	0	0	0	0	0	0	0	0	0	0	0	0	0
5:55 PM	0	2	0	0	0	0	0	0	0	0	0	0	0	0	0	0	2	0
HOURLY TOTALS	Southbound			Westbound			Northbound			Eastbound			Pedestrians By Approach				TOTAL	
	Right	Thru	Left	Right	Thru	Left	Right	Thru	Left	Right	Thru	Left	North	East	South	West	Veh	Peds
4:00 PM	4	24	0	0	2	0	0	0	0	7	13	0	0	0	0	0	50	0
4:15 PM	6	24	0	0	2	0	0	0	0	7	9	0	0	0	0	0	48	0
4:30 PM	6	18	0	0	2	0	0	0	0	6	7	0	0	0	0	0	39	0
4:45 PM	5	17	0	0	2	0	0	0	0	5	5	0	0	0	0	0	34	0
5:00 PM	2	15	0	0	0	0	0	0	0	2	3	0	0	0	0	0	22	0

INTERSECTION: *N Williams Ave--N Fremont St--*
 PROJECT ID#:
 QC JOB #: 10247158

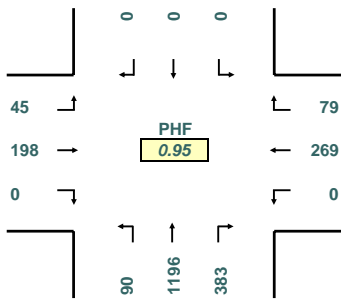
START TIME: 4:00 PM
 END TIME: 6:00 PM
 DATE: 4/11/2007



16285 SW 85th Avenue, Ste. 302
 Tigard, OR 97224
 Phone: 503-620-4242
 Fax: 503 620-4545

www.qualitycounts.net

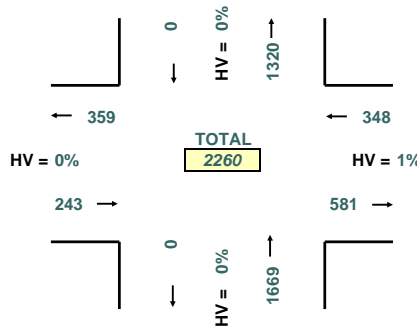
PEAK HOUR TURNING MOVEMENTS



PHF
0.95

PEAK HOUR: 5:00 PM TO 6:00 PM

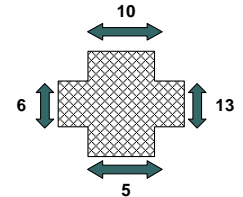
PEAK HOUR LINK VOLUMES



TOTAL
2260

PEAK 15 MINUTES: 5:00 PM TO 5:15 PM

PEAK HOUR PED CROSSING VOLUMES



5-MINUTE COUNT PERIOD BEGINNING AT	<i>N Williams Ave--</i> (Southbound)			<i>N Fremont St--</i> (Westbound)			<i>N Williams Ave--</i> (Northbound)			<i>N Fremont St--</i> (Eastbound)			Crosswalk Usage (Peds By Approach)				TOTAL	
	Right	Thru	Left	Right	Thru	Left	Right	Thru	Left	Right	Thru	Left	North	East	South	West	Veh	Peds
4:00 PM	0	0	0	7	23	0	24	83	10	0	12	0	3	1	0	0	159	4
4:05 PM	0	0	0	5	12	0	36	85	6	0	27	3	0	3	2	2	174	7
4:10 PM	0	0	0	3	24	0	33	86	9	0	18	2	3	3	1	0	175	7
4:15 PM	0	0	0	2	30	0	33	90	2	0	11	3	4	4	1	0	171	9
4:20 PM	0	0	0	6	22	0	32	98	7	0	13	4	4	6	1	4	182	15
4:25 PM	0	0	0	5	22	0	24	84	12	0	14	4	1	6	0	0	165	7
4:30 PM	0	0	0	4	23	0	23	83	9	0	16	0	5	3	0	1	158	9
4:35 PM	0	0	0	6	20	0	35	104	10	0	18	2	2	0	1	1	195	4
4:40 PM	0	0	0	3	25	0	30	97	6	0	15	1	1	2	1	1	177	5
4:45 PM	0	0	0	7	24	0	40	72	6	0	26	3	0	0	0	1	178	1
4:50 PM	0	0	0	3	22	0	29	84	6	0	15	0	1	4	2	0	159	7
4:55 PM	0	0	0	6	21	0	35	99	4	0	16	2	5	0	0	1	183	6
5:00 PM	0	0	0	3	31	0	27	95	5	0	21	4	0	1	0	1	186	2
5:05 PM	0	0	0	9	30	0	39	101	4	0	19	4	1	0	0	0	206	1
5:10 PM	0	0	0	8	24	0	35	108	12	0	11	4	0	1	0	0	202	1
5:15 PM	0	0	0	6	25	0	29	93	6	0	19	3	3	3	3	1	181	10
5:20 PM	0	0	0	8	21	0	35	93	5	0	17	5	1	0	0	1	184	2
5:25 PM	0	0	0	6	18	0	28	99	11	0	16	4	0	1	1	0	182	2
5:30 PM	0	0	0	12	17	0	29	120	10	0	19	2	0	4	0	1	209	5
5:35 PM	0	0	0	9	24	0	34	97	7	0	14	2	1	1	0	0	187	2
5:40 PM	0	0	0	6	16	0	36	99	9	0	16	2	2	1	0	0	184	3
5:45 PM	0	0	0	4	16	0	23	106	4	0	19	6	1	0	1	2	178	4
5:50 PM	0	0	0	3	23	0	31	98	6	0	14	4	0	1	0	0	179	1
5:55 PM	0	0	0	5	24	0	37	87	11	0	13	5	1	0	0	0	182	1
HOURLY TOTALS	Southbound			Westbound			Northbound			Eastbound			Pedestrians By Approach				TOTAL	
4:00 PM	0	0	0	57	268	0	374	1065	87	0	201	24	29	32	9	11	2076	81
4:15 PM	0	0	0	62	294	0	382	1115	83	0	195	31	24	27	6	10	2162	67
4:30 PM	0	0	0	69	284	0	385	1128	84	0	209	32	19	15	8	8	2191	50
4:45 PM	0	0	0	83	273	0	396	1160	85	0	209	35	14	16	6	6	2241	42
5:00 PM	0	0	0	79	269	0	383	1196	90	0	198	45	10	13	5	6	2260	34

INTERSECTION: *N Williams Ave--/N Fremont St--*
 PROJECT ID#: _____
 QC JOB #: 10247158

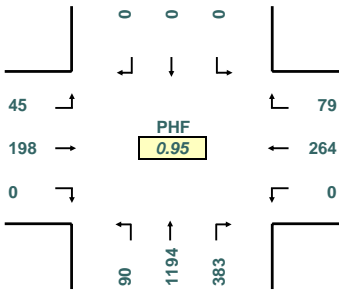
START TIME: 4:00 PM
 END TIME: 6:00 PM
 DATE: 4/11/2007



16285 SW 85th Avenue, Ste. 302
 Tigard, OR 97224
 Phone: 503-620-4242
 Fax: 503 620-4545

www.qualitycounts.net

PEAK HOUR TURNING MOVEMENTS

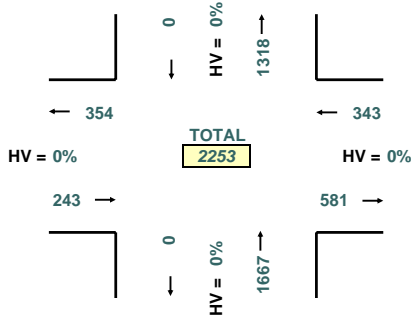


PHF

0.95

PEAK HOUR: 5:00 PM TO 6:00 PM

PEAK HOUR LINK VOLUMES

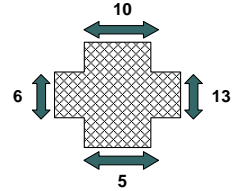


TOTAL

2253

PEAK 15 MINUTES: 5:00 PM TO 5:15 PM

PEAK HOUR PED CROSSING VOLUMES



5-MINUTE COUNT PERIOD BEGINNING AT	N Williams Ave-- (Southbound)			N Fremont St-- (Westbound)			N Williams Ave-- (Northbound)			N Fremont St-- (Eastbound)			Crosswalk Usage (Peds By Approach)				TOTAL	
	Right	Thru	Left	Right	Thru	Left	Right	Thru	Left	Right	Thru	Left	North	East	South	West	Veh	Peds
4:00 PM	0	0	0	7	22	0	23	83	10	0	12	0	3	1	0	0	157	4
4:05 PM	0	0	0	5	12	0	34	83	6	0	26	3	0	3	2	2	169	7
4:10 PM	0	0	0	3	24	0	32	85	9	0	18	2	3	3	1	0	173	7
4:15 PM	0	0	0	2	27	0	33	89	2	0	11	3	4	4	1	0	167	9
4:20 PM	0	0	0	6	22	0	32	98	7	0	12	4	4	6	1	4	181	15
4:25 PM	0	0	0	4	22	0	23	84	12	0	14	4	1	6	0	0	163	7
4:30 PM	0	0	0	4	22	0	23	82	8	0	16	0	5	3	0	1	155	9
4:35 PM	0	0	0	6	20	0	35	102	10	0	18	2	2	0	1	1	193	4
4:40 PM	0	0	0	3	25	0	29	95	6	0	15	1	1	2	1	1	174	5
4:45 PM	0	0	0	7	22	0	39	71	5	0	26	3	0	0	0	1	173	1
4:50 PM	0	0	0	3	22	0	29	81	6	0	15	0	1	4	2	0	156	7
4:55 PM	0	0	0	6	21	0	35	97	2	0	16	2	5	0	0	1	179	6
5:00 PM	0	0	0	3	29	0	27	95	5	0	21	4	0	1	0	1	184	2
5:05 PM	0	0	0	9	30	0	39	101	4	0	19	4	1	0	0	0	206	1
5:10 PM	0	0	0	8	24	0	35	108	12	0	11	4	0	1	0	0	202	1
5:15 PM	0	0	0	6	24	0	29	92	6	0	19	3	3	3	3	1	179	10
5:20 PM	0	0	0	8	21	0	35	93	5	0	17	5	1	0	0	1	184	2
5:25 PM	0	0	0	6	18	0	28	99	11	0	16	4	0	1	1	0	182	2
5:30 PM	0	0	0	12	16	0	29	120	10	0	19	2	0	4	0	1	208	5
5:35 PM	0	0	0	9	24	0	34	96	7	0	14	2	1	1	0	0	186	2
5:40 PM	0	0	0	6	16	0	36	99	9	0	16	2	2	1	0	0	184	3
5:45 PM	0	0	0	4	16	0	23	106	4	0	19	6	1	0	1	2	178	4
5:50 PM	0	0	0	3	22	0	31	98	6	0	14	4	0	1	0	0	178	1
5:55 PM	0	0	0	5	24	0	37	87	11	0	13	5	1	0	0	0	182	1
HOURLY TOTALS	Southbound			Westbound			Northbound			Eastbound			Pedestrians By Approach				TOTAL	
4:00 PM	0	0	0	56	261	0	367	1050	83	0	199	24	29	32	9	11	2040	81
4:15 PM	0	0	0	61	286	0	379	1103	79	0	194	31	24	27	6	10	2133	67
4:30 PM	0	0	0	69	278	0	383	1116	80	0	209	32	19	15	8	8	2167	50
4:45 PM	0	0	0	83	267	0	395	1152	82	0	209	35	14	16	6	6	2223	42
5:00 PM	0	0	0	79	264	0	383	1194	90	0	198	45	10	13	5	6	2253	34

INTERSECTION: *N Williams Ave--/N Fremont St--*
 PROJECT ID#: _____
 QC JOB #: 10247158

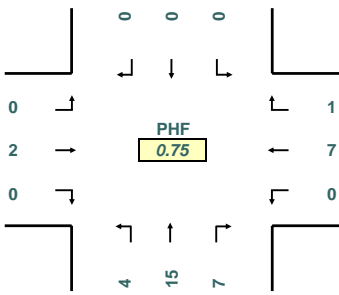
START TIME: 4:00 PM
 END TIME: 6:00 PM
 DATE: 4/11/2007



16285 SW 85th Avenue, Ste. 302
 Tigard, OR 97224
 Phone: 503-620-4242
 Fax: 503 620-4545

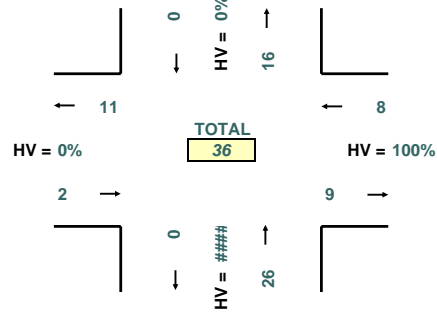
www.qualitycounts.net

PEAK HOUR TURNING MOVEMENTS



PHF
0.75

PEAK HOUR LINK VOLUMES

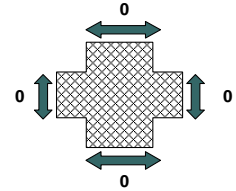


TOTAL
36

PEAK HOUR: 4:00 PM TO 5:00 PM

PEAK 15 MINUTES: 4:45 PM TO 5:00 PM

PEAK HOUR PED CROSSING VOLUMES



5-MINUTE COUNT PERIOD BEGINNING AT	<i>N Williams Ave-- (Southbound)</i>			<i>N Fremont St-- (Westbound)</i>			<i>N Williams Ave-- (Northbound)</i>			<i>N Fremont St-- (Eastbound)</i>			Crosswalk Usage (Peds By Approach)				TOTAL	
	Right	Thru	Left	Right	Thru	Left	Right	Thru	Left	Right	Thru	Left	North	East	South	West	Veh	Peds
4:00 PM	0	0	0	0	1	0	1	0	0	0	0	0	0	0	0	0	2	0
4:05 PM	0	0	0	0	0	0	2	2	0	0	1	0	0	0	0	0	5	0
4:10 PM	0	0	0	0	0	0	1	1	0	0	0	0	0	0	0	0	2	0
4:15 PM	0	0	0	0	3	0	0	1	0	0	0	0	0	0	0	0	4	0
4:20 PM	0	0	0	0	0	0	0	0	0	0	1	0	0	0	0	0	1	0
4:25 PM	0	0	0	1	0	0	1	0	0	0	0	0	0	0	0	0	2	0
4:30 PM	0	0	0	0	1	0	0	1	1	0	0	0	0	0	0	0	3	0
4:35 PM	0	0	0	0	0	0	0	2	0	0	0	0	0	0	0	0	2	0
4:40 PM	0	0	0	0	0	0	1	2	0	0	0	0	0	0	0	0	3	0
4:45 PM	0	0	0	0	2	0	1	1	1	0	0	0	0	0	0	0	5	0
4:50 PM	0	0	0	0	0	0	0	3	0	0	0	0	0	0	0	0	3	0
4:55 PM	0	0	0	0	0	0	0	2	2	0	0	0	0	0	0	0	4	0
5:00 PM	0	0	0	0	2	0	0	0	0	0	0	0	0	0	0	0	2	0
5:05 PM	0	0	0	0	0	0	0	0	0	0	0	0	0	0	0	0	0	0
5:10 PM	0	0	0	0	0	0	0	0	0	0	0	0	0	0	0	0	0	0
5:15 PM	0	0	0	0	1	0	0	1	0	0	0	0	0	0	0	0	2	0
5:20 PM	0	0	0	0	0	0	0	0	0	0	0	0	0	0	0	0	0	0
5:25 PM	0	0	0	0	0	0	0	0	0	0	0	0	0	0	0	0	0	0
5:30 PM	0	0	0	0	1	0	0	0	0	0	0	0	0	0	0	0	1	0
5:35 PM	0	0	0	0	0	0	0	1	0	0	0	0	0	0	0	0	1	0
5:40 PM	0	0	0	0	0	0	0	0	0	0	0	0	0	0	0	0	0	0
5:45 PM	0	0	0	0	0	0	0	0	0	0	0	0	0	0	0	0	0	0
5:50 PM	0	0	0	0	1	0	0	0	0	0	0	0	0	0	0	0	1	0
5:55 PM	0	0	0	0	0	0	0	0	0	0	0	0	0	0	0	0	0	0
HOURLY TOTALS	Southbound			Westbound			Northbound			Eastbound			Pedestrians By Approach				TOTAL	
	Right	Thru	Left	Right	Thru	Left	Right	Thru	Left	Right	Thru	Left	North	East	South	West	Veh	Peds
4:00 PM	0	0	0	1	7	0	7	15	4	0	2	0	0	0	0	0	36	0
4:15 PM	0	0	0	1	8	0	3	12	4	0	1	0	0	0	0	0	29	0
4:30 PM	0	0	0	0	6	0	2	12	4	0	0	0	0	0	0	0	24	0
4:45 PM	0	0	0	0	6	0	1	8	3	0	0	0	0	0	0	0	18	0
5:00 PM	0	0	0	0	5	0	0	2	0	0	0	0	0	0	0	0	7	0

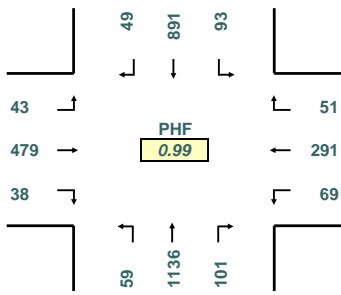
INTERSECTION: *NE MLK Jr Blvd--N Fremont St--*
 PROJECT ID#: _____
 QC JOB #: 10247159

START TIME: 4:00 PM
 END TIME: 6:00 PM
 DATE: 4/11/2007

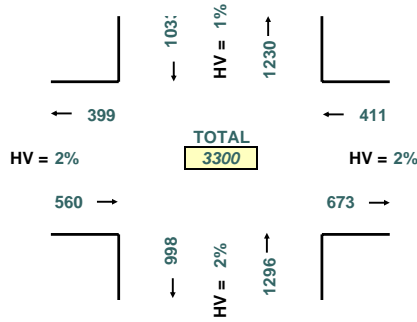


QUALITY COUNTS
 16285 SW 85th Avenue, Ste. 302
 Tigard, OR 97224
 Phone: 503-620-4242
 Fax: 503 620-4545
www.qualitycounts.net

PEAK HOUR TURNING MOVEMENTS



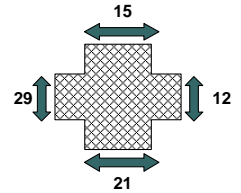
PEAK HOUR LINK VOLUMES



PEAK HOUR: 4:45 PM TO 5:45 PM

PEAK 15 MINUTES: 4:45 PM TO 5:00 PM

PEAK HOUR PED CROSSING VOLUMES



5-MINUTE COUNT PERIOD BEGINNING AT	NE MLK Jr Blvd-- (Southbound)			N Fremont St-- (Westbound)			NE MLK Jr Blvd-- (Northbound)			N Fremont St-- (Eastbound)			Crosswalk Usage (Peds By Approach)				TOTAL	
	Right	Thru	Left	Right	Thru	Left	Right	Thru	Left	Right	Thru	Left	North	East	South	West	Veh	Peds
4:00 PM	1	54	8	4	17	6	8	96	4	5	25	8	0	0	1	3	236	4
4:05 PM	3	65	6	4	17	4	9	75	4	6	40	8	4	0	3	6	241	13
4:10 PM	4	70	6	10	11	4	9	99	8	4	35	2	1	1	0	0	262	2
4:15 PM	2	72	5	3	32	4	3	88	4	12	42	8	2	1	1	2	275	6
4:20 PM	5	96	7	3	20	4	9	113	4	3	32	6	1	0	1	0	302	2
4:25 PM	4	65	8	5	11	7	9	69	5	8	30	3	2	2	3	3	224	10
4:30 PM	3	62	7	4	28	2	12	103	3	6	33	5	0	0	1	0	268	1
4:35 PM	2	90	9	6	20	5	7	104	9	1	44	5	3	2	3	2	302	10
4:40 PM	3	66	6	9	25	5	6	89	4	2	40	3	1	0	1	1	258	3
4:45 PM	6	85	8	3	19	2	13	107	1	6	35	6	2	1	3	3	291	9
4:50 PM	5	55	4	3	35	8	4	82	6	2	45	3	1	0	1	1	252	3
4:55 PM	5	85	11	5	20	8	9	103	5	1	30	7	2	1	2	0	289	5
5:00 PM	4	66	6	4	21	3	5	95	5	5	39	2	2	2	1	0	255	5
5:05 PM	9	80	8	3	30	3	8	90	3	4	41	2	4	1	2	6	281	13
5:10 PM	4	72	10	5	31	7	8	101	8	2	32	2	1	1	2	3	282	7
5:15 PM	4	59	5	3	21	7	8	88	4	2	47	2	1	1	0	7	250	9
5:20 PM	3	102	11	5	22	2	6	100	3	2	40	5	0	1	3	4	301	8
5:25 PM	1	63	8	7	28	8	8	87	4	4	47	3	0	0	2	1	268	3
5:30 PM	4	67	7	3	22	7	12	105	6	5	32	5	1	1	1	1	275	4
5:35 PM	3	75	7	4	21	8	9	92	6	5	46	5	1	1	4	1	281	7
5:40 PM	1	82	8	6	21	6	11	86	8	0	45	1	0	2	0	2	275	4
5:45 PM	1	70	7	5	12	11	6	106	6	3	35	2	1	0	2	3	264	6
5:50 PM	3	59	10	2	19	8	10	94	5	5	34	8	2	1	1	3	257	7
5:55 PM	3	74	14	5	16	7	8	92	8	3	33	3	2	0	1	4	266	7
HOURLY TOTALS	Southbound			Westbound			Northbound			Eastbound			Pedestrians By Approach				TOTAL	
	Right	Thru	Left	Right	Thru	Left	Right	Thru	Left	Right	Thru	Left	North	East	South	West	Veh	Peds
4:00 PM	43	865	85	59	255	59	98	1128	57	56	431	64	19	8	20	21	3200	68
4:15 PM	52	894	89	53	292	58	93	1144	57	52	443	52	21	11	21	21	3279	74
4:30 PM	49	885	93	57	300	60	94	1149	55	37	473	45	17	10	21	28	3297	76
4:45 PM	49	891	93	51	291	69	101	1136	59	38	479	43	15	12	21	29	3300	77
5:00 PM	40	869	101	52	264	77	99	1136	66	40	471	40	15	11	19	35	3255	80

INTERSECTION: *NE MLK Jr Blvd--N Fremont St--*
 PROJECT ID#: _____
 QC JOB #: 10247159

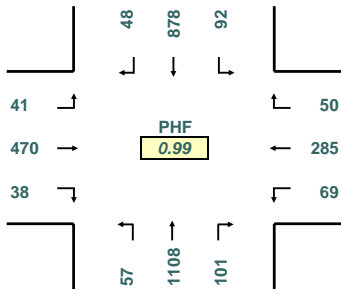
START TIME: 4:00 PM
 END TIME: 6:00 PM
 DATE: 4/11/2007



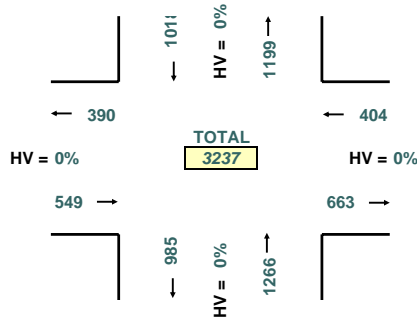
16285 SW 85th Avenue, Ste. 302
 Tigard, OR 97224
 Phone: 503-620-4242
 Fax: 503 620-4545

www.qualitycounts.net

PEAK HOUR TURNING MOVEMENTS



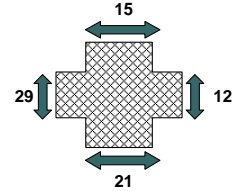
PEAK HOUR LINK VOLUMES



PEAK HOUR: 4:45 PM TO 5:45 PM

PEAK 15 MINUTES: 5:30 PM TO 5:45 PM

PEAK HOUR PED CROSSING VOLUMES



5-MINUTE COUNT PERIOD BEGINNING AT	NE MLK Jr Blvd-- (Southbound)			N Fremont St-- (Westbound)			NE MLK Jr Blvd-- (Northbound)			N Fremont St-- (Eastbound)			Crosswalk Usage (Peds By Approach)				TOTAL	
	Right	Thru	Left	Right	Thru	Left	Right	Thru	Left	Right	Thru	Left	North	East	South	West	Veh	Peds
4:00 PM	1	53	6	4	16	6	8	95	4	5	25	6	0	0	1	3	229	4
4:05 PM	3	62	5	3	16	4	9	69	4	6	38	7	4	0	3	6	226	13
4:10 PM	4	66	6	7	10	4	9	96	8	4	34	2	1	1	0	0	250	2
4:15 PM	2	68	5	3	28	4	3	84	4	12	40	8	2	1	1	2	261	6
4:20 PM	5	93	7	3	17	4	9	111	4	3	31	6	1	0	1	0	293	2
4:25 PM	3	62	8	5	11	7	8	65	5	8	29	3	2	2	3	3	214	10
4:30 PM	3	57	7	4	25	2	12	101	3	6	31	5	0	0	1	0	256	1
4:35 PM	2	87	9	6	19	5	6	99	9	1	43	5	3	2	3	2	291	10
4:40 PM	3	63	5	9	24	5	6	83	4	2	39	3	1	0	1	1	246	3
4:45 PM	6	85	8	3	18	2	13	101	1	6	35	6	2	1	3	3	284	9
4:50 PM	5	54	4	3	35	8	4	82	5	2	44	3	1	0	1	1	249	3
4:55 PM	5	84	11	5	20	8	9	100	5	1	28	7	2	1	2	0	283	5
5:00 PM	3	64	5	4	20	3	5	93	5	5	39	2	2	2	1	0	248	5
5:05 PM	9	79	8	3	29	3	8	88	3	4	41	2	4	1	2	6	277	13
5:10 PM	4	70	10	5	29	7	8	98	7	2	31	2	1	1	2	3	273	7
5:15 PM	4	59	5	3	21	7	8	87	4	2	45	2	1	1	0	7	247	9
5:20 PM	3	100	11	4	22	2	6	98	3	2	39	5	0	1	3	4	295	8
5:25 PM	1	63	8	7	27	8	8	84	4	4	47	3	0	0	2	1	264	3
5:30 PM	4	66	7	3	22	7	12	103	6	5	31	3	1	1	1	1	269	4
5:35 PM	3	75	7	4	21	8	9	90	6	5	46	5	1	1	4	1	279	7
5:40 PM	1	79	8	6	21	6	11	84	8	0	44	1	0	2	0	2	269	4
5:45 PM	1	68	7	5	12	11	6	102	6	3	35	2	1	0	2	3	258	6
5:50 PM	3	58	10	2	18	8	10	91	5	5	34	8	2	1	1	3	252	7
5:55 PM	3	74	13	5	16	7	8	90	8	3	32	3	2	0	1	4	262	7
HOURLY TOTALS	Southbound			Westbound			Northbound			Eastbound			Pedestrians By Approach				TOTAL	
4:00 PM	42	834	81	55	239	59	96	1086	56	56	417	61	19	8	20	21	3082	68
4:15 PM	50	866	87	53	275	58	91	1105	55	52	431	52	21	11	21	21	3175	74
4:30 PM	48	865	91	56	289	60	93	1114	53	37	462	45	17	10	21	28	3213	76
4:45 PM	48	878	92	50	285	69	101	1108	57	38	470	41	15	12	21	29	3237	77
5:00 PM	39	855	99	51	258	77	99	1108	65	40	464	38	15	11	19	35	3193	80

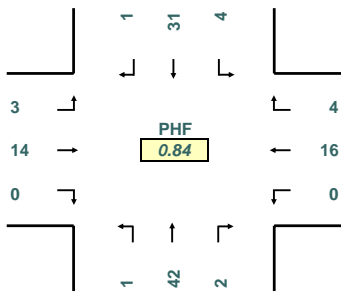
INTERSECTION: *NE MLK Jr Blvd--N Fremont St--*
 PROJECT ID#:
 QC JOB #: 10247159

START TIME: 4:00 PM
 END TIME: 6:00 PM
 DATE: 4/11/2007



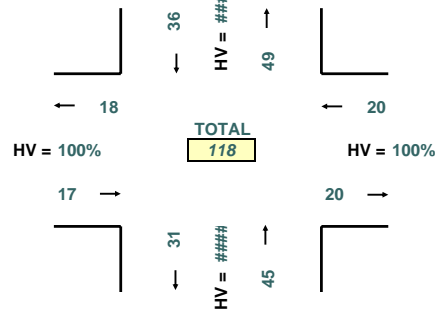
QUALITY COUNTS
 16285 SW 85th Avenue, Ste. 302
 Tigard, OR 97224
 Phone: 503-620-4242
 Fax: 503 620-4545
 www.qualitycounts.net

PEAK HOUR TURNING MOVEMENTS



PHF
0.84

PEAK HOUR LINK VOLUMES

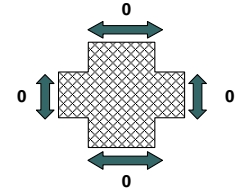


TOTAL
118

PEAK HOUR: 4:00 PM TO 5:00 PM

PEAK 15 MINUTES: 4:30 PM TO 4:45 PM

PEAK HOUR PED CROSSING VOLUMES



5-MINUTE COUNT PERIOD BEGINNING AT	NE MLK Jr Blvd-- (Southbound)			N Fremont St-- (Westbound)			NE MLK Jr Blvd-- (Northbound)			N Fremont St-- (Eastbound)			Crosswalk Usage (Peds By Approach)				TOTAL	
	Right	Thru	Left	Right	Thru	Left	Right	Thru	Left	Right	Thru	Left	North	East	South	West	Veh	Peds
4:00 PM	0	1	2	0	1	0	0	1	0	0	0	2	0	0	0	0	7	0
4:05 PM	0	3	1	1	1	0	0	6	0	0	2	1	0	0	0	0	15	0
4:10 PM	0	4	0	3	1	0	0	3	0	0	1	0	0	0	0	0	12	0
4:15 PM	0	4	0	0	4	0	0	4	0	0	2	0	0	0	0	0	14	0
4:20 PM	0	3	0	0	3	0	0	2	0	0	1	0	0	0	0	0	9	0
4:25 PM	1	3	0	0	0	0	1	4	0	0	1	0	0	0	0	0	10	0
4:30 PM	0	5	0	0	3	0	0	2	0	0	2	0	0	0	0	0	12	0
4:35 PM	0	3	0	0	1	0	1	5	0	0	1	0	0	0	0	0	11	0
4:40 PM	0	3	1	0	1	0	0	6	0	0	1	0	0	0	0	0	12	0
4:45 PM	0	0	0	0	1	0	0	6	0	0	0	0	0	0	0	0	7	0
4:50 PM	0	1	0	0	0	0	0	0	1	0	1	0	0	0	0	0	3	0
4:55 PM	0	1	0	0	0	0	0	3	0	0	2	0	0	0	0	0	6	0
5:00 PM	1	2	1	0	1	0	0	2	0	0	0	0	0	0	0	0	7	0
5:05 PM	0	1	0	0	1	0	0	2	0	0	0	0	0	0	0	0	4	0
5:10 PM	0	2	0	0	2	0	0	3	1	0	1	0	0	0	0	0	9	0
5:15 PM	0	0	0	0	0	0	0	1	0	0	2	0	0	0	0	0	3	0
5:20 PM	0	2	0	1	0	0	0	2	0	0	1	0	0	0	0	0	6	0
5:25 PM	0	0	0	0	1	0	0	3	0	0	0	0	0	0	0	0	4	0
5:30 PM	0	1	0	0	0	0	0	2	0	0	1	2	0	0	0	0	6	0
5:35 PM	0	0	0	0	0	0	0	2	0	0	0	0	0	0	0	0	2	0
5:40 PM	0	3	0	0	0	0	0	2	0	0	1	0	0	0	0	0	6	0
5:45 PM	0	2	0	0	0	0	0	4	0	0	0	0	0	0	0	0	6	0
5:50 PM	0	1	0	0	1	0	0	3	0	0	0	0	0	0	0	0	5	0
5:55 PM	0	0	1	0	0	0	0	2	0	0	1	0	0	0	0	0	4	0
HOURLY TOTALS	Southbound			Westbound			Northbound			Eastbound			Pedestrians By Approach				TOTAL	
4:00 PM	1	31	4	4	16	0	2	42	1	0	14	3	0	0	0	0	118	0
4:15 PM	2	28	2	0	17	0	2	39	2	0	12	0	0	0	0	0	104	0
4:30 PM	1	20	2	1	11	0	1	35	2	0	11	0	0	0	0	0	84	0
4:45 PM	1	13	1	1	6	0	0	28	2	0	9	2	0	0	0	0	63	0
5:00 PM	1	14	2	1	6	0	0	28	1	0	7	2	0	0	0	0	62	0

INTERSECTION: *N Greeley Ave--N Going St - South*
 PROJECT ID#:
 QC JOB #: 10247144

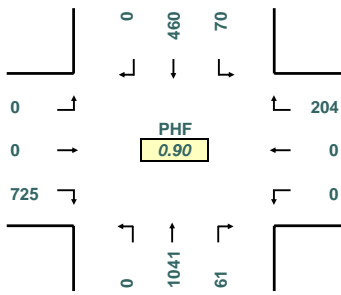
START TIME: 4:00 PM
 END TIME: 6:00 PM
 DATE: 4/11/2007



16285 SW 85th Avenue, Ste. 302
 Tigard, OR 97224
 Phone: 503-620-4242
 Fax: 503 620-4545

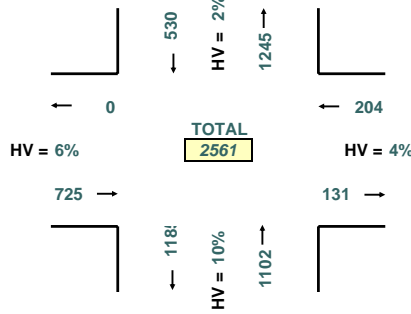
www.qualitycounts.net

PEAK HOUR TURNING MOVEMENTS



PHF
0.90

PEAK HOUR LINK VOLUMES

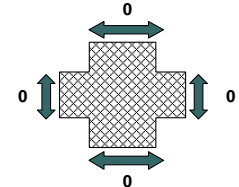


HV = 6%

TOTAL
2561

HV = 4%

PEAK HOUR PED CROSSING VOLUMES



PEAK HOUR: 4:00 PM TO 5:00 PM

PEAK 15 MINUTES: 4:00 PM TO 4:15 PM

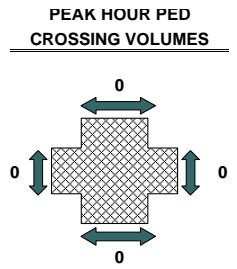
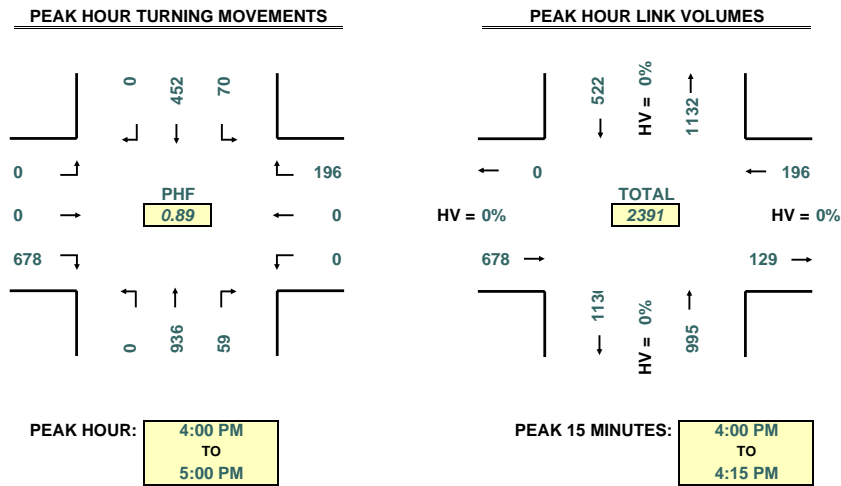
5-MINUTE COUNT PERIOD BEGINNING AT	<i>N Greeley Ave-- (Southbound)</i>			<i>N Going St - South-- (Westbound)</i>			<i>N Greeley Ave-- (Northbound)</i>			<i>N Going St - South-- (Eastbound)</i>			Crosswalk Usage (Peds By Approach)				TOTAL	
	Right	Thru	Left	Right	Thru	Left	Right	Thru	Left	Right	Thru	Left	North	East	South	West	Veh	Peds
4:00 PM	0	32	3	24	0	0	8	99	0	77	0	0	0	0	0	0	243	0
4:05 PM	0	35	4	27	0	0	3	96	0	71	0	0	0	0	0	0	236	0
4:10 PM	0	44	6	20	0	0	5	79	0	76	0	0	0	0	0	0	230	0
4:15 PM	0	42	7	7	0	0	4	107	0	55	0	0	0	0	0	0	222	0
4:20 PM	0	35	7	14	0	0	13	86	0	68	0	0	0	0	0	0	223	0
4:25 PM	0	29	8	8	0	0	6	85	0	36	0	0	0	0	0	0	172	0
4:30 PM	0	40	4	19	0	0	4	63	0	70	0	0	0	0	0	0	200	0
4:35 PM	0	33	7	22	0	0	4	74	0	68	0	0	0	0	0	0	208	0
4:40 PM	0	42	9	19	0	0	5	96	0	46	0	0	0	0	0	0	217	0
4:45 PM	0	57	4	13	0	0	1	78	0	51	0	0	0	0	0	0	204	0
4:50 PM	0	33	5	15	0	0	7	82	0	53	0	0	0	0	0	0	195	0
4:55 PM	0	38	6	16	0	0	1	96	0	54	0	0	0	0	0	0	211	0
5:00 PM	0	57	10	18	0	0	2	100	0	48	0	0	0	0	0	0	235	0
5:05 PM	0	65	8	19	0	0	3	87	0	65	0	0	0	0	0	0	247	0
5:10 PM	0	49	3	8	0	0	7	94	0	53	0	0	0	0	0	0	214	0
5:15 PM	0	43	10	9	0	0	3	98	0	40	0	0	0	0	0	0	203	0
5:20 PM	0	52	8	11	0	0	5	85	0	51	0	0	0	0	0	0	212	0
5:25 PM	0	38	6	2	0	0	8	114	0	39	0	0	0	0	0	0	207	0
5:30 PM	0	39	12	6	0	0	6	99	0	38	0	0	0	0	0	0	200	0
5:35 PM	0	40	3	10	0	0	1	94	0	43	0	0	0	0	0	0	191	0
5:40 PM	0	38	4	8	0	0	6	92	0	35	0	0	0	0	0	0	183	0
5:45 PM	0	25	2	4	0	0	9	98	0	45	0	0	0	0	0	0	183	0
5:50 PM	0	46	0	18	0	0	8	96	0	40	0	0	0	0	0	0	208	0
5:55 PM	0	29	4	2	0	0	12	94	0	30	0	0	0	0	0	0	171	0
HOURLY TOTALS	Southbound			Westbound			Northbound			Eastbound			Pedestrians By Approach				TOTAL	
4:00 PM	0	460	70	204	0	0	61	1041	0	725	0	0	0	0	0	0	2561	0
4:15 PM	0	520	78	178	0	0	57	1048	0	667	0	0	0	0	0	0	2548	0
4:30 PM	0	547	80	171	0	0	50	1067	0	638	0	0	0	0	0	0	2553	0
4:45 PM	0	549	79	135	0	0	50	1119	0	570	0	0	0	0	0	0	2502	0
5:00 PM	0	521	70	115	0	0	70	1151	0	527	0	0	0	0	0	0	2454	0

INTERSECTION: *N Greeley Ave--N Going St - S Intersection--*
 PROJECT ID#:
 QC JOB #: 10247144

START TIME: 4:00 PM
 END TIME: 6:00 PM
 DATE: 4/11/2007



QUALITY COUNTS
 16285 SW 85th Avenue, Ste. 302
 Tigard, OR 97224
 Phone: 503-620-4242
 Fax: 503 620-4545
 www.qualitycounts.net



5-MINUTE COUNT PERIOD BEGINNING AT	<i>N Greeley Ave-- (Southbound)</i>			<i>N Going St - S Intersection-- (Westbound)</i>			<i>N Greeley Ave-- (Northbound)</i>			<i>N Going St - S Intersection-- (Eastbound)</i>			Crosswalk Usage (Peds By Approach)				TOTAL	
	Right	Thru	Left	Right	Thru	Left	Right	Thru	Left	Right	Thru	Left	North	East	South	West	Veh	Peds
4:00 PM	0	32	3	22	0	0	7	95	0	73	0	0	0	0	0	0	232	0
4:05 PM	0	34	4	26	0	0	3	84	0	68	0	0	0	0	0	0	219	0
4:10 PM	0	44	6	19	0	0	5	71	0	74	0	0	0	0	0	0	219	0
4:15 PM	0	42	7	7	0	0	3	103	0	53	0	0	0	0	0	0	215	0
4:20 PM	0	34	7	14	0	0	13	82	0	64	0	0	0	0	0	0	214	0
4:25 PM	0	28	8	7	0	0	6	76	0	31	0	0	0	0	0	0	156	0
4:30 PM	0	39	4	18	0	0	4	53	0	64	0	0	0	0	0	0	182	0
4:35 PM	0	33	7	22	0	0	4	66	0	66	0	0	0	0	0	0	198	0
4:40 PM	0	40	9	18	0	0	5	85	0	45	0	0	0	0	0	0	202	0
4:45 PM	0	56	4	13	0	0	1	77	0	40	0	0	0	0	0	0	191	0
4:50 PM	0	33	5	14	0	0	7	71	0	50	0	0	0	0	0	0	180	0
4:55 PM	0	37	6	16	0	0	1	73	0	50	0	0	0	0	0	0	183	0
5:00 PM	0	54	10	17	0	0	2	89	0	47	0	0	0	0	0	0	219	0
5:05 PM	0	65	8	18	0	0	3	73	0	62	0	0	0	0	0	0	229	0
5:10 PM	0	49	3	8	0	0	7	85	0	50	0	0	0	0	0	0	202	0
5:15 PM	0	43	10	9	0	0	3	87	0	39	0	0	0	0	0	0	191	0
5:20 PM	0	52	6	11	0	0	5	76	0	51	0	0	0	0	0	0	201	0
5:25 PM	0	37	6	2	0	0	8	103	0	38	0	0	0	0	0	0	194	0
5:30 PM	0	39	12	5	0	0	6	95	0	36	0	0	0	0	0	0	193	0
5:35 PM	0	40	3	9	0	0	1	82	0	42	0	0	0	0	0	0	177	0
5:40 PM	0	38	4	8	0	0	6	82	0	33	0	0	0	0	0	0	171	0
5:45 PM	0	25	2	4	0	0	9	86	0	40	0	0	0	0	0	0	166	0
5:50 PM	0	46	0	18	0	0	8	87	0	38	0	0	0	0	0	0	197	0
5:55 PM	0	27	4	2	0	0	12	88	0	27	0	0	0	0	0	0	160	0
HOURLY TOTALS	Southbound			Westbound			Northbound			Eastbound			Pedestrians By Approach				TOTAL	
4:00 PM	0	452	70	196	0	0	59	936	0	678	0	0	0	0	0	0	2391	0
4:15 PM	0	510	78	172	0	0	56	933	0	622	0	0	0	0	0	0	2371	0
4:30 PM	0	538	78	166	0	0	50	938	0	602	0	0	0	0	0	0	2372	0
4:45 PM	0	543	77	130	0	0	50	993	0	538	0	0	0	0	0	0	2331	0
5:00 PM	0	515	68	111	0	0	70	1033	0	503	0	0	0	0	0	0	2300	0

INTERSECTION: *N Greeley Ave--N Going St - South*
 PROJECT ID#:
 QC JOB #: 10247144

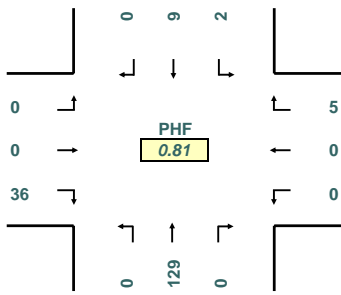
START TIME: 4:00 PM
 END TIME: 6:00 PM
 DATE: 4/11/2007



16285 SW 85th Avenue, Ste. 302
 Tigard, OR 97224
 Phone: 503-620-4242
 Fax: 503 620-4545

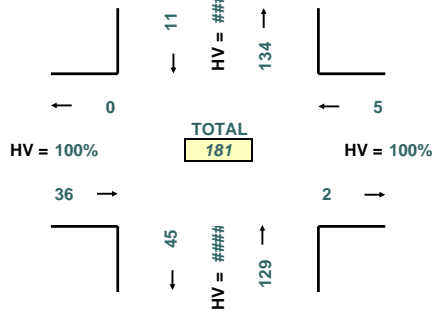
www.qualitycounts.net

PEAK HOUR TURNING MOVEMENTS



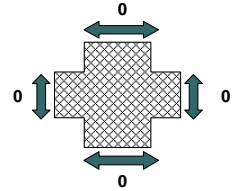
PEAK HOUR: 4:30 PM TO 5:30 PM

PEAK HOUR LINK VOLUMES



PEAK 15 MINUTES: 4:45 PM TO 5:00 PM

PEAK HOUR PED CROSSING VOLUMES



5-MINUTE COUNT PERIOD BEGINNING AT	<i>N Greeley Ave-- (Southbound)</i>			<i>N Going St - South (Westbound)</i>			<i>N Greeley Ave-- (Northbound)</i>			<i>N Going St - South (Eastbound)</i>			Crosswalk Usage (Peds By Approach)				TOTAL	
	Right	Thru	Left	Right	Thru	Left	Right	Thru	Left	Right	Thru	Left	North	East	South	West	Veh	Peds
4:00 PM	0	0	0	2	0	0	1	4	0	4	0	0	0	0	0	0	11	0
4:05 PM	0	1	0	1	0	0	0	12	0	3	0	0	0	0	0	0	17	0
4:10 PM	0	0	0	1	0	0	0	8	0	2	0	0	0	0	0	0	11	0
4:15 PM	0	0	0	0	0	0	1	4	0	2	0	0	0	0	0	0	7	0
4:20 PM	0	1	0	0	0	0	0	4	0	4	0	0	0	0	0	0	9	0
4:25 PM	0	1	0	1	0	0	0	9	0	5	0	0	0	0	0	0	16	0
4:30 PM	0	1	0	1	0	0	0	10	0	6	0	0	0	0	0	0	18	0
4:35 PM	0	0	0	0	0	0	0	8	0	2	0	0	0	0	0	0	10	0
4:40 PM	0	2	0	1	0	0	0	11	0	1	0	0	0	0	0	0	15	0
4:45 PM	0	1	0	0	0	0	0	1	0	11	0	0	0	0	0	0	13	0
4:50 PM	0	0	0	1	0	0	0	11	0	3	0	0	0	0	0	0	15	0
4:55 PM	0	1	0	0	0	0	0	23	0	4	0	0	0	0	0	0	28	0
5:00 PM	0	3	0	1	0	0	0	11	0	1	0	0	0	0	0	0	16	0
5:05 PM	0	0	0	1	0	0	0	14	0	3	0	0	0	0	0	0	18	0
5:10 PM	0	0	0	0	0	0	0	9	0	3	0	0	0	0	0	0	12	0
5:15 PM	0	0	0	0	0	0	0	11	0	1	0	0	0	0	0	0	12	0
5:20 PM	0	0	2	0	0	0	0	9	0	0	0	0	0	0	0	0	11	0
5:25 PM	0	1	0	0	0	0	0	11	0	1	0	0	0	0	0	0	13	0
5:30 PM	0	0	0	1	0	0	0	4	0	2	0	0	0	0	0	0	7	0
5:35 PM	0	0	0	1	0	0	0	12	0	1	0	0	0	0	0	0	14	0
5:40 PM	0	0	0	0	0	0	0	10	0	2	0	0	0	0	0	0	12	0
5:45 PM	0	0	0	0	0	0	0	12	0	5	0	0	0	0	0	0	17	0
5:50 PM	0	0	0	0	0	0	0	9	0	2	0	0	0	0	0	0	11	0
5:55 PM	0	2	0	0	0	0	0	6	0	3	0	0	0	0	0	0	11	0
HOURLY TOTALS	Southbound			Westbound			Northbound			Eastbound			Pedestrians By Approach				TOTAL	
	Right	Thru	Left	Right	Thru	Left	Right	Thru	Left	Right	Thru	Left	North	East	South	West	Veh	Peds
4:00 PM	0	8	0	8	0	0	2	105	0	47	0	0	0	0	0	0	170	0
4:15 PM	0	10	0	6	0	0	1	115	0	45	0	0	0	0	0	0	177	0
4:30 PM	0	9	2	5	0	0	0	129	0	36	0	0	0	0	0	0	181	0
4:45 PM	0	6	2	5	0	0	0	126	0	32	0	0	0	0	0	0	171	0
5:00 PM	0	6	2	4	0	0	0	118	0	24	0	0	0	0	0	0	154	0

INTERSECTION: *N Greeley Ave--N Going St-North--*
 PROJECT ID#:
 QC JOB #: 10247143

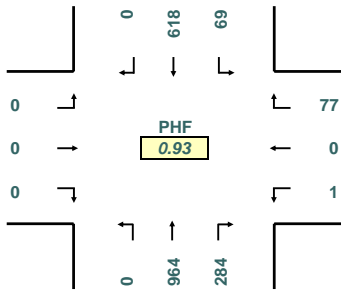
START TIME: 4:00 PM
 END TIME: 6:00 PM
 DATE: 4/11/2007



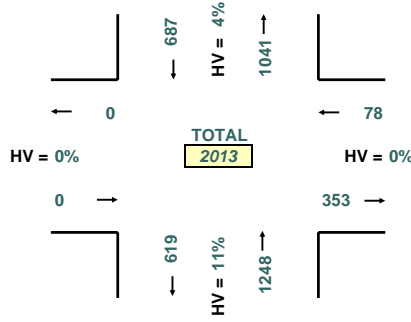
16285 SW 85th Avenue, Ste. 302
 Tigard, OR 97224
 Phone: 503-620-4242
 Fax: 503 620-4545

www.qualitycounts.net

PEAK HOUR TURNING MOVEMENTS



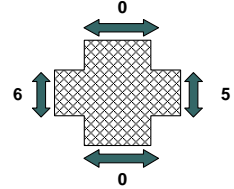
PEAK HOUR LINK VOLUMES



PEAK HOUR: 4:15 PM TO 5:15 PM

PEAK 15 MINUTES: 5:00 PM TO 5:15 PM

PEAK HOUR PED CROSSING VOLUMES



5-MINUTE COUNT PERIOD BEGINNING AT	<i>N Greeley Ave--(Southbound)</i>			<i>N Going St -North--(Westbound)</i>			<i>N Greeley Ave--(Northbound)</i>			<i>N Going St -North--(Eastbound)</i>			Crosswalk Usage (Peds By Approach)				TOTAL	
	Right	Thru	Left	Right	Thru	Left	Right	Thru	Left	Right	Thru	Left	North	East	South	West	Veh	Peds
4:00 PM	0	51	4	5	0	0	19	89	0	0	0	0	0	0	0	0	168	0
4:05 PM	0	45	4	3	0	0	21	94	0	0	0	0	0	1	0	0	167	1
4:10 PM	0	47	7	9	0	0	29	90	0	0	0	0	2	0	0	0	182	2
4:15 PM	0	61	3	5	0	0	11	81	0	0	0	0	0	0	0	0	161	0
4:20 PM	0	42	4	5	0	0	17	91	0	0	0	0	0	0	0	0	159	0
4:25 PM	0	39	3	5	0	0	28	95	0	0	0	0	1	0	0	0	170	1
4:30 PM	0	49	7	10	0	0	21	83	0	0	0	0	0	0	1	0	170	1
4:35 PM	0	40	6	7	0	0	17	85	0	0	0	0	1	0	0	1	155	2
4:40 PM	0	51	7	5	0	1	27	70	0	0	0	0	1	0	0	0	161	1
4:45 PM	0	66	6	12	0	0	26	74	0	0	0	0	0	0	1	0	184	1
4:50 PM	0	35	6	7	0	0	25	81	0	0	0	0	0	0	0	1	154	1
4:55 PM	0	41	6	5	0	0	36	67	0	0	0	0	1	0	1	0	155	2
5:00 PM	0	74	5	5	0	0	33	81	0	0	0	0	0	0	0	0	198	0
5:05 PM	0	64	7	3	0	0	23	84	0	0	0	0	0	0	0	1	181	1
5:10 PM	0	56	9	8	0	0	20	72	0	0	0	0	1	0	0	0	165	1
5:15 PM	0	46	7	5	0	1	18	82	0	0	0	0	0	0	0	0	159	0
5:20 PM	0	55	5	5	0	0	20	73	0	0	0	0	0	1	0	0	158	1
5:25 PM	0	46	7	5	0	0	14	59	0	0	0	0	0	1	0	0	131	1
5:30 PM	0	47	12	7	0	0	16	75	0	0	0	0	1	0	1	0	157	2
5:35 PM	0	44	6	9	0	0	20	61	0	0	0	0	1	0	0	0	140	1
5:40 PM	0	43	3	8	0	0	22	62	0	0	0	0	1	0	0	0	138	1
5:45 PM	0	25	6	6	0	0	20	63	0	0	0	0	4	0	0	0	120	4
5:50 PM	0	45	1	5	0	0	15	65	0	0	0	0	1	1	0	0	131	2
5:55 PM	0	33	2	11	0	0	13	61	0	0	0	0	1	1	1	1	120	3
HOURLY TOTALS	Southbound			Westbound			Northbound			Eastbound			Pedestrians By Approach				TOTAL	
	Right	Thru	Left	Right	Thru	Left	Right	Thru	Left	Right	Thru	Left	North	East	South	West	Veh	Peds
4:00 PM	0	567	63	78	0	1	277	1000	0	0	0	0	7	0	5	0	1986	12
4:15 PM	0	618	69	77	0	1	284	964	0	0	0	0	5	0	6	0	2013	11
4:30 PM	0	623	78	77	0	2	280	911	0	0	0	0	4	2	6	0	1971	12
4:45 PM	0	617	79	79	0	1	273	871	0	0	0	0	5	2	5	0	1920	12
5:00 PM	0	578	70	77	0	1	234	838	0	0	0	0	10	4	3	0	1798	17

INTERSECTION: *N Greeley Ave--N Going St North--*
 PROJECT ID#:
 QC JOB #: 10247143

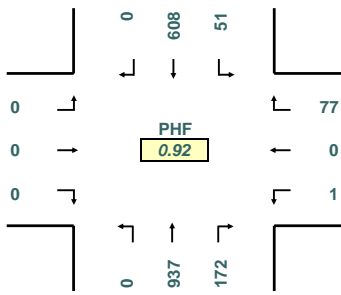
START TIME: 4:00 PM
 END TIME: 6:00 PM
 DATE: 4/11/2007



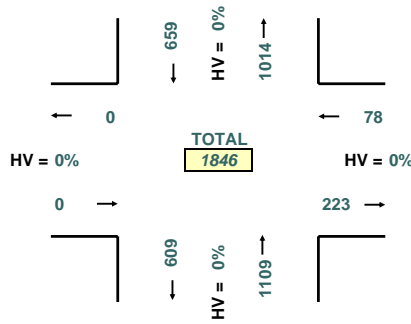
16285 SW 85th Avenue, Ste. 302
 Tigard, OR 97224
 Phone: 503-620-4242
 Fax: 503 620-4545

www.qualitycounts.net

PEAK HOUR TURNING MOVEMENTS



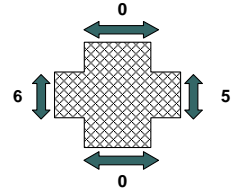
PEAK HOUR LINK VOLUMES



PEAK HOUR: 4:15 PM TO 5:15 PM

PEAK 15 MINUTES: 5:00 PM TO 5:15 PM

PEAK HOUR PED CROSSING VOLUMES



5-MINUTE COUNT PERIOD BEGINNING AT	<i>N Greeley Ave-- (Southbound)</i>			<i>N Going St -North-- (Westbound)</i>			<i>N Greeley Ave-- (Northbound)</i>			<i>N Going St -North (Eastbound)</i>			Crosswalk Usage (Peds By Approach)				TOTAL	
	Right	Thru	Left	Right	Thru	Left	Right	Thru	Left	Right	Thru	Left	North	East	South	West	Veh	Peds
4:00 PM	0	51	2	5	0	0	13	84	0	0	0	0	0	0	0	0	155	0
4:05 PM	0	45	2	3	0	0	11	89	0	0	0	0	0	1	0	0	150	1
4:10 PM	0	47	6	9	0	0	19	88	0	0	0	0	2	0	0	0	169	2
4:15 PM	0	59	2	5	0	0	9	76	0	0	0	0	0	0	0	0	151	0
4:20 PM	0	41	3	5	0	0	15	88	0	0	0	0	0	0	0	0	152	0
4:25 PM	0	38	2	5	0	0	20	87	0	0	0	0	1	0	0	0	152	1
4:30 PM	0	49	6	10	0	0	14	81	0	0	0	0	0	0	1	0	160	1
4:35 PM	0	40	5	7	0	0	9	83	0	0	0	0	1	0	1	0	144	2
4:40 PM	0	50	5	5	0	1	17	69	0	0	0	0	1	0	0	0	147	1
4:45 PM	0	65	5	12	0	0	15	74	0	0	0	0	0	0	1	0	171	1
4:50 PM	0	34	3	7	0	0	12	80	0	0	0	0	0	0	1	0	136	1
4:55 PM	0	40	5	5	0	0	17	66	0	0	0	0	1	0	1	0	133	2
5:00 PM	0	72	5	5	0	0	20	80	0	0	0	0	0	0	0	0	182	0
5:05 PM	0	64	4	3	0	0	12	83	0	0	0	0	0	0	1	0	166	1
5:10 PM	0	56	6	8	0	0	12	70	0	0	0	0	1	0	0	0	152	1
5:15 PM	0	46	6	5	0	1	9	80	0	0	0	0	0	0	0	0	147	0
5:20 PM	0	55	4	5	0	0	10	73	0	0	0	0	0	1	0	0	147	1
5:25 PM	0	45	5	5	0	0	8	58	0	0	0	0	0	1	0	0	121	1
5:30 PM	0	47	8	7	0	0	11	73	0	0	0	0	1	0	1	0	146	2
5:35 PM	0	44	5	9	0	0	10	60	0	0	0	0	1	0	0	0	128	1
5:40 PM	0	43	2	8	0	0	14	58	0	0	0	0	1	0	0	0	125	1
5:45 PM	0	25	5	6	0	0	9	63	0	0	0	0	4	0	0	0	108	4
5:50 PM	0	45	1	5	0	0	8	64	0	0	0	0	1	1	0	0	123	2
5:55 PM	0	31	1	11	0	0	8	59	0	0	0	0	1	0	1	0	110	2
HOURLY TOTALS	Southbound			Westbound			Northbound			Eastbound			Pedestrians By Approach				TOTAL	
4:00 PM	0	559	46	78	0	1	171	965	0	0	0	0	7	0	5	0	1820	12
4:15 PM	0	608	51	77	0	1	172	937	0	0	0	0	5	0	6	0	1846	11
4:30 PM	0	616	59	77	0	2	155	897	0	0	0	0	4	2	6	0	1806	12
4:45 PM	0	611	58	79	0	1	150	855	0	0	0	0	5	2	5	0	1754	12
5:00 PM	0	573	52	77	0	1	131	821	0	0	0	0	10	3	3	0	1655	16

INTERSECTION: *N Greeley Ave--N Going St -North*
PROJECT ID#:
QC JOB #: 10247143

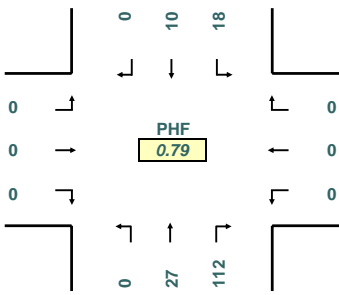
START TIME: 4:00 PM
END TIME: 6:00 PM
DATE: 4/11/2007



16285 SW 85th Avenue, Ste. 302
 Tigard, OR 97224
 Phone: 503-620-4242
 Fax: 503 620-4545

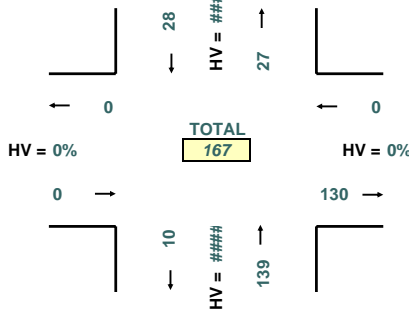
www.qualitycounts.net

PEAK HOUR TURNING MOVEMENTS



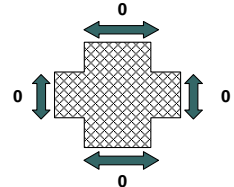
PEAK HOUR: 4:15 PM TO 5:15 PM

PEAK HOUR LINK VOLUMES



PEAK 15 MINUTES: 4:45 PM TO 5:00 PM

PEAK HOUR PED CROSSING VOLUMES



5-MINUTE COUNT PERIOD BEGINNING AT	N Greeley Ave-- (Southbound)			N Going St -North (Westbound)			N Greeley Ave-- (Northbound)			N Going St -North (Eastbound)			Crosswalk Usage (Peds By Approach)				TOTAL	
	Right	Thru	Left	Right	Thru	Left	Right	Thru	Left	Right	Thru	Left	North	East	South	West	Veh	Peds
4:00 PM	0	0	2	0	0	0	6	5	0	0	0	0	0	0	0	0	13	0
4:05 PM	0	0	2	0	0	0	10	5	0	0	0	0	0	0	0	0	17	0
4:10 PM	0	0	1	0	0	0	10	2	0	0	0	0	0	0	0	0	13	0
4:15 PM	0	2	1	0	0	0	2	5	0	0	0	0	0	0	0	0	10	0
4:20 PM	0	1	1	0	0	0	2	3	0	0	0	0	0	0	0	0	7	0
4:25 PM	0	1	1	0	0	0	8	8	0	0	0	0	0	0	0	0	18	0
4:30 PM	0	0	1	0	0	0	7	2	0	0	0	0	0	0	0	0	10	0
4:35 PM	0	0	1	0	0	0	8	2	0	0	0	0	0	0	0	0	11	0
4:40 PM	0	1	2	0	0	0	10	1	0	0	0	0	0	0	0	0	14	0
4:45 PM	0	1	1	0	0	0	11	0	0	0	0	0	0	0	0	0	13	0
4:50 PM	0	1	3	0	0	0	13	1	0	0	0	0	0	0	0	0	18	0
4:55 PM	0	1	1	0	0	0	19	1	0	0	0	0	0	0	0	0	22	0
5:00 PM	0	2	0	0	0	0	13	1	0	0	0	0	0	0	0	0	16	0
5:05 PM	0	0	3	0	0	0	11	1	0	0	0	0	0	0	0	0	15	0
5:10 PM	0	0	3	0	0	0	8	2	0	0	0	0	0	0	0	0	13	0
5:15 PM	0	0	1	0	0	0	9	2	0	0	0	0	0	0	0	0	12	0
5:20 PM	0	0	1	0	0	0	10	0	0	0	0	0	0	0	0	0	11	0
5:25 PM	0	1	2	0	0	0	6	1	0	0	0	0	0	0	0	0	10	0
5:30 PM	0	0	4	0	0	0	5	2	0	0	0	0	0	0	0	0	11	0
5:35 PM	0	0	1	0	0	0	10	1	0	0	0	0	0	0	0	0	12	0
5:40 PM	0	0	1	0	0	0	8	4	0	0	0	0	0	0	0	0	13	0
5:45 PM	0	0	1	0	0	0	11	0	0	0	0	0	0	0	0	0	12	0
5:50 PM	0	0	0	0	0	0	7	1	0	0	0	0	0	0	0	0	8	0
5:55 PM	0	2	1	0	0	0	5	2	0	0	0	0	0	1	0	0	10	1
HOURLY TOTALS	Southbound			Westbound			Northbound			Eastbound			Pedestrians By Approach				TOTAL	
4:00 PM	0	8	17	0	0	0	106	35	0	0	0	0	0	0	0	0	166	0
4:15 PM	0	10	18	0	0	0	112	27	0	0	0	0	0	0	0	0	167	0
4:30 PM	0	7	19	0	0	0	125	14	0	0	0	0	0	0	0	0	165	0
4:45 PM	0	6	21	0	0	0	123	16	0	0	0	0	0	0	0	0	166	0
5:00 PM	0	5	18	0	0	0	103	17	0	0	0	0	0	0	1	0	143	1

INTERSECTION: *N Interstate Ave--N Going St--*
 PROJECT ID#:
 QC JOB #: 10247145

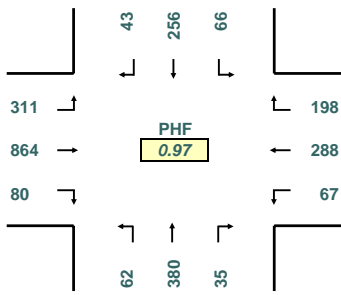
START TIME: 4:00 PM
 END TIME: 6:00 PM
 DATE: 4/11/2007



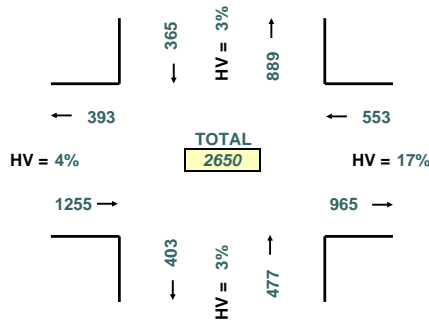
16285 SW 85th Avenue, Ste. 302
 Tigard, OR 97224
 Phone: 503-620-4242
 Fax: 503 620-4545

www.qualitycounts.net

PEAK HOUR TURNING MOVEMENTS



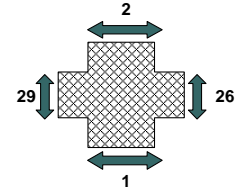
PEAK HOUR LINK VOLUMES



PEAK HOUR: 4:15 PM TO 5:15 PM

PEAK 15 MINUTES: 4:30 PM TO 4:45 PM

PEAK HOUR PED CROSSING VOLUMES



5-MINUTE COUNT PERIOD BEGINNING AT	<i>N Interstate Ave-- (Southbound)</i>			<i>N Going St-- (Westbound)</i>			<i>N Interstate Ave-- (Northbound)</i>			<i>N Going St-- (Eastbound)</i>			Crosswalk Usage (Peds By Approach)				TOTAL	
	Right	Thru	Left	Right	Thru	Left	Right	Thru	Left	Right	Thru	Left	North	East	South	West	Veh	Peds
4:00 PM	2	17	6	12	22	4	4	25	10	3	70	18	0	4	1	0	193	5
4:05 PM	8	18	0	17	21	6	4	35	0	0	78	32	0	3	0	2	219	5
4:10 PM	4	27	4	16	21	1	3	33	4	7	76	35	1	10	0	3	231	14
4:15 PM	6	18	2	14	21	11	5	30	1	5	79	35	0	1	0	0	227	1
4:20 PM	2	18	6	14	23	5	1	34	7	7	69	29	1	3	0	3	215	7
4:25 PM	6	26	4	12	29	3	6	31	2	6	65	21	0	5	0	2	211	7
4:30 PM	7	27	7	22	16	7	3	40	10	4	56	27	0	2	1	3	226	6
4:35 PM	2	8	10	19	21	2	3	23	3	9	104	33	1	3	0	1	237	5
4:40 PM	4	19	6	18	24	6	2	32	7	9	70	22	0	8	0	8	219	16
4:45 PM	3	38	5	30	32	10	1	26	7	10	66	31	0	4	0	3	259	7
4:50 PM	0	11	5	17	30	6	3	41	6	3	46	19	0	0	0	4	187	4
4:55 PM	2	31	7	15	22	4	3	29	3	6	82	16	0	0	0	2	220	2
5:00 PM	2	16	6	14	34	3	3	23	4	6	77	12	0	0	0	0	200	0
5:05 PM	4	25	6	12	16	2	1	42	2	7	73	32	0	0	0	0	222	0
5:10 PM	5	19	2	11	20	8	4	29	10	8	77	34	0	0	0	3	227	3
5:15 PM	0	14	6	16	16	8	0	31	4	4	72	13	0	0	0	0	184	0
5:20 PM	6	43	9	13	22	6	2	31	5	5	61	27	0	0	0	0	230	0
5:25 PM	3	25	6	16	29	3	1	40	4	5	51	15	0	0	0	0	198	0
5:30 PM	1	33	5	7	9	4	0	35	5	3	73	22	0	0	0	0	197	0
5:35 PM	7	30	9	15	21	3	2	44	4	4	48	25	0	0	1	0	212	1
5:40 PM	2	28	3	9	18	6	0	42	2	3	52	24	0	5	0	0	189	5
5:45 PM	4	12	3	22	20	0	3	39	9	5	42	20	0	0	0	0	179	0
5:50 PM	1	18	2	19	14	2	4	44	8	2	22	16	0	5	0	0	152	5
5:55 PM	2	19	9	16	29	3	1	24	9	6	48	24	0	1	0	0	190	1
HOURLY TOTALS	Southbound			Westbound			Northbound			Eastbound			Pedestrians By Approach				TOTAL	
4:00 PM	46	258	62	206	282	65	38	379	60	69	861	318	3	43	2	31	2644	79
4:15 PM	43	256	66	198	288	67	35	380	62	80	864	311	2	26	1	29	2650	58
4:30 PM	38	276	75	203	282	65	26	387	65	76	835	281	1	17	1	24	2609	43
4:45 PM	35	313	69	175	269	63	20	413	56	64	778	270	0	9	1	12	2525	22
5:00 PM	37	282	66	170	248	48	21	424	66	58	696	264	0	11	1	3	2380	15

INTERSECTION: *N Interstate Ave--N Going St--*
 PROJECT ID#:
 QC JOB #: 10247145

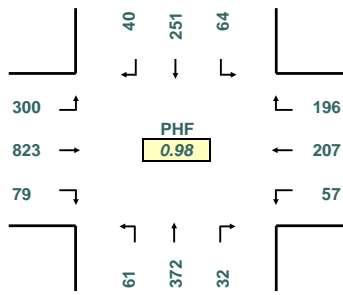
START TIME: 4:00 PM
 END TIME: 6:00 PM
 DATE: 4/11/2007



16285 SW 85th Avenue, Ste. 302
 Tigard, OR 97224
 Phone: 503-620-4242
 Fax: 503 620-4545

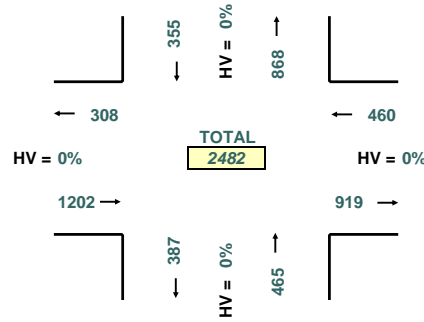
www.qualitycounts.net

PEAK HOUR TURNING MOVEMENTS



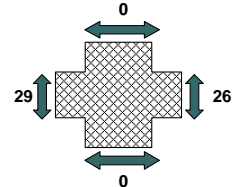
PEAK HOUR: 4:15 PM TO 5:15 PM

PEAK HOUR LINK VOLUMES



PEAK 15 MINUTES: 4:30 PM TO 4:45 PM

PEAK HOUR PED CROSSING VOLUMES



5-MINUTE COUNT PERIOD BEGINNING AT	<i>N Interstate Ave--</i> (Southbound)			<i>N Going St--</i> (Westbound)			<i>N Interstate Ave--</i> (Northbound)			<i>N Going St--</i> (Eastbound)			Crosswalk Usage (Peds By Approach)				TOTAL	
	Right	Thru	Left	Right	Thru	Left	Right	Thru	Left	Right	Thru	Left	North	East	South	West	Veh	Peds
4:00 PM	2	17	6	11	16	3	4	25	9	3	66	17	0	4	0	0	179	4
4:05 PM	7	17	0	16	15	4	3	33	0	0	75	32	0	3	0	2	202	5
4:10 PM	4	27	4	16	17	1	3	33	4	7	73	34	0	10	0	3	223	13
4:15 PM	6	18	2	14	14	9	5	30	1	5	78	32	0	1	0	0	214	1
4:20 PM	2	17	6	14	15	5	1	34	7	6	65	28	0	3	0	3	200	6
4:25 PM	5	26	4	11	17	3	6	30	2	6	61	19	0	5	0	2	190	7
4:30 PM	7	26	7	21	12	5	3	38	10	4	53	27	0	2	0	3	213	5
4:35 PM	2	8	10	19	16	2	3	23	3	9	101	33	0	3	0	1	229	4
4:40 PM	4	18	6	18	11	6	2	31	7	9	62	20	0	8	0	8	194	16
4:45 PM	3	37	5	30	21	8	1	25	7	10	61	31	0	4	0	3	239	7
4:50 PM	0	11	5	17	20	4	2	41	6	3	43	18	0	0	0	4	170	4
4:55 PM	2	31	6	15	19	2	3	29	3	6	80	16	0	0	0	2	212	2
5:00 PM	1	15	5	14	28	3	3	21	4	6	74	12	0	0	0	0	186	0
5:05 PM	3	25	6	12	14	2	1	42	2	7	72	30	0	0	0	0	216	0
5:10 PM	5	19	2	11	20	8	2	28	9	8	73	34	0	0	0	3	219	3
5:15 PM	0	14	6	15	15	8	0	31	4	4	70	13	0	0	0	0	180	0
5:20 PM	5	43	9	12	18	3	2	31	5	5	59	27	0	0	0	0	219	0
5:25 PM	3	24	6	16	27	3	1	38	4	5	45	15	0	0	0	0	187	0
5:30 PM	1	33	5	7	8	4	0	35	5	3	62	21	0	0	0	0	184	0
5:35 PM	6	30	9	13	12	3	2	44	4	4	46	23	0	0	0	0	196	0
5:40 PM	2	28	3	8	12	4	0	42	2	3	50	23	0	5	0	0	177	5
5:45 PM	4	12	3	22	16	0	3	39	9	5	41	20	0	0	0	0	174	0
5:50 PM	1	16	2	19	5	2	4	44	8	2	19	16	0	5	0	0	138	5
5:55 PM	2	19	9	16	16	3	1	24	9	6	47	24	0	1	0	0	176	1
HOURLY TOTALS	Southbound			Westbound			Northbound			Eastbound			Pedestrians By Approach				TOTAL	
	Right	Thru	Left	Right	Thru	Left	Right	Thru	Left	Right	Thru	Left	North	East	South	West	Veh	Peds
4:00 PM	44	253	61	202	193	52	36	372	59	68	818	307	0	43	0	31	2465	74
4:15 PM	40	251	64	196	207	57	32	372	61	79	823	300	0	26	0	29	2482	55
4:30 PM	35	271	73	200	221	54	23	378	64	76	793	276	0	17	0	24	2464	41
4:45 PM	31	310	67	170	214	52	17	407	55	64	735	263	0	9	0	12	2385	21
5:00 PM	33	278	65	165	191	43	19	419	65	58	658	258	0	11	0	3	2252	14

INTERSECTION: *N Interstate Ave--N Going St--*
 PROJECT ID#:
 QC JOB #: 10247145

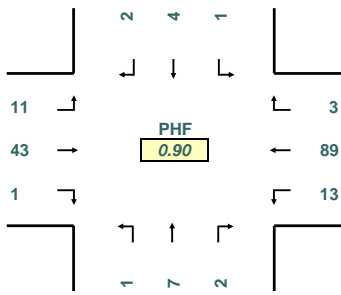
START TIME: 4:00 PM
 END TIME: 6:00 PM
 DATE: 4/11/2007



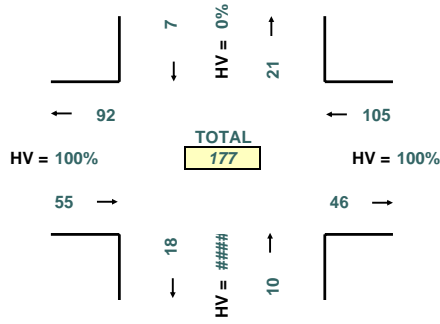
16285 SW 85th Avenue, Ste. 302
 Tigard, OR 97224
 Phone: 503-620-4242
 Fax: 503 620-4545

www.qualitycounts.net

PEAK HOUR TURNING MOVEMENTS



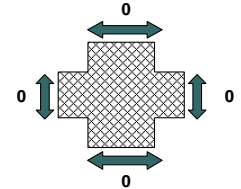
PEAK HOUR LINK VOLUMES



PEAK HOUR: 4:00 PM TO 5:00 PM

PEAK 15 MINUTES: 4:15 PM TO 4:30 PM

PEAK HOUR PED CROSSING VOLUMES



5-MINUTE COUNT PERIOD BEGINNING AT	<i>N Interstate Ave-- (Southbound)</i>			<i>N Going St-- (Westbound)</i>			<i>N Interstate Ave-- (Northbound)</i>			<i>N Going St-- (Eastbound)</i>			Crosswalk Usage (Peds By Approach)				TOTAL	
	Right	Thru	Left	Right	Thru	Left	Right	Thru	Left	Right	Thru	Left	North	East	South	West	Veh	Peds
4:00 PM	0	0	0	1	6	1	0	0	1	0	4	1	0	0	0	0	14	0
4:05 PM	1	1	0	1	6	2	1	2	0	0	3	0	0	0	0	0	17	0
4:10 PM	0	0	0	0	4	0	0	0	0	0	3	1	0	0	0	0	8	0
4:15 PM	0	0	0	0	7	2	0	0	0	0	1	3	0	0	0	0	13	0
4:20 PM	0	1	0	0	8	0	0	0	0	1	4	1	0	0	0	0	15	0
4:25 PM	1	0	0	1	12	0	0	1	0	0	4	2	0	0	0	0	21	0
4:30 PM	0	0	0	0	4	2	0	2	0	0	3	0	0	0	0	0	11	0
4:35 PM	0	0	0	0	5	0	0	0	0	0	3	0	0	0	0	0	8	0
4:40 PM	0	1	0	0	13	0	0	1	0	0	8	2	0	0	0	0	25	0
4:45 PM	0	1	0	0	11	2	0	1	0	0	5	0	0	0	0	0	20	0
4:50 PM	0	0	0	0	10	2	1	0	0	0	3	1	0	0	0	0	17	0
4:55 PM	0	0	1	0	3	2	0	0	0	0	2	0	0	0	0	0	8	0
5:00 PM	1	1	1	0	6	0	0	2	0	0	3	0	0	0	0	0	14	0
5:05 PM	1	0	0	0	2	0	0	0	0	0	1	2	0	0	0	0	6	0
5:10 PM	0	0	0	0	0	0	2	1	1	0	3	0	0	0	0	0	7	0
5:15 PM	0	0	0	1	1	0	0	0	0	0	2	0	0	0	0	0	4	0
5:20 PM	1	0	0	1	4	3	0	0	0	0	2	0	0	0	0	0	11	0
5:25 PM	0	1	0	0	2	0	0	2	0	0	6	0	0	0	0	0	11	0
5:30 PM	0	0	0	0	1	0	0	0	0	0	11	1	0	0	0	0	13	0
5:35 PM	1	0	0	2	9	0	0	0	0	0	2	2	0	0	0	0	16	0
5:40 PM	0	0	0	1	6	2	0	0	0	0	2	1	0	0	0	0	12	0
5:45 PM	0	0	0	0	4	0	0	0	0	0	1	0	0	0	0	0	5	0
5:50 PM	0	1	0	0	9	0	0	0	0	0	3	0	0	0	0	0	13	0
5:55 PM	0	0	0	0	13	0	0	0	0	0	1	0	0	0	0	0	14	0
HOURLY TOTALS	Southbound			Westbound			Northbound			Eastbound			Pedestrians By Approach				TOTAL	
4:00 PM	2	4	1	3	89	13	2	7	1	1	43	11	0	0	0	0	177	0
4:15 PM	3	4	2	1	81	10	3	8	1	1	40	11	0	0	0	0	165	0
4:30 PM	3	4	2	2	61	11	3	9	1	0	41	5	0	0	0	0	142	0
4:45 PM	4	3	2	5	55	11	3	6	1	0	42	7	0	0	0	0	139	0
5:00 PM	4	3	1	5	57	5	2	5	1	0	37	6	0	0	0	0	126	0

INTERSECTION: *N Interstate Ave--N Alberta St--*
 PROJECT ID#:
 QC JOB #: 10247146

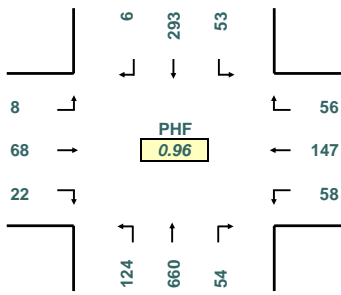
START TIME: 4:00 PM
 END TIME: 6:00 PM
 DATE: 4/11/2007



16285 SW 85th Avenue, Ste. 302
 Tigard, OR 97224
 Phone: 503-620-4242
 Fax: 503 620-4545

www.qualitycounts.net

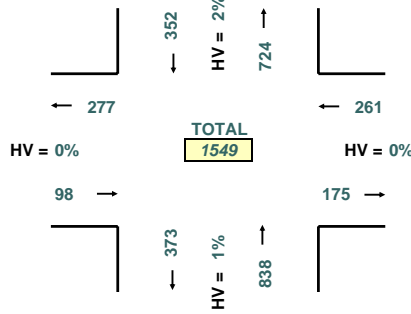
PEAK HOUR TURNING MOVEMENTS



PHF
0.96

PEAK HOUR: 5:00 PM TO 6:00 PM

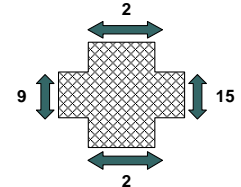
PEAK HOUR LINK VOLUMES



TOTAL
1549

PEAK 15 MINUTES: 5:15 PM TO 5:30 PM

PEAK HOUR PED CROSSING VOLUMES



5-MINUTE COUNT PERIOD BEGINNING AT	<i>N Interstate Ave-- (Southbound)</i>			<i>N Alberta St-- (Westbound)</i>			<i>N Interstate Ave-- (Northbound)</i>			<i>N Alberta St-- (Eastbound)</i>			Crosswalk Usage (Peds By Approach)				TOTAL	
	Right	Thru	Left	Right	Thru	Left	Right	Thru	Left	Right	Thru	Left	North	East	South	West	Veh	Peds
4:00 PM	0	15	5	6	14	1	11	43	8	0	4	0	0	2	1	0	107	3
4:05 PM	3	22	1	2	9	3	11	54	5	2	3	1	0	3	2	1	116	6
4:10 PM	1	18	6	5	15	5	3	56	8	2	8	1	0	0	1	4	128	5
4:15 PM	0	16	3	2	8	7	4	63	10	1	3	0	0	1	1	1	117	3
4:20 PM	1	19	3	5	10	7	1	59	5	4	10	1	0	1	6	0	125	7
4:25 PM	2	37	8	6	10	3	6	57	6	4	5	0	0	4	1	1	144	6
4:30 PM	0	22	6	3	11	1	4	59	11	0	2	1	0	2	0	1	120	3
4:35 PM	0	23	5	7	12	4	1	61	6	3	8	1	0	0	0	0	131	0
4:40 PM	1	14	4	4	17	6	3	39	6	5	2	0	0	0	0	0	101	0
4:45 PM	0	25	5	3	13	5	3	64	10	6	4	1	1	1	0	1	139	3
4:50 PM	1	18	4	7	11	5	4	58	6	1	11	0	0	0	0	0	126	0
4:55 PM	0	21	3	8	16	4	2	41	4	1	4	0	2	2	0	1	104	5
5:00 PM	1	28	4	11	7	4	3	52	9	1	6	1	0	4	0	0	127	4
5:05 PM	0	24	5	3	14	2	6	52	9	2	5	0	0	0	1	2	122	3
5:10 PM	0	23	1	2	15	3	4	59	12	3	9	0	1	6	1	0	131	8
5:15 PM	1	25	9	8	12	4	3	43	10	3	8	1	0	1	0	3	127	4
5:20 PM	1	33	6	3	14	6	5	53	7	6	8	1	0	4	0	1	143	5
5:25 PM	0	33	5	1	13	7	5	47	14	2	4	1	1	0	0	3	132	4
5:30 PM	2	25	2	2	11	7	5	56	10	2	5	1	0	0	0	0	128	0
5:35 PM	1	23	5	4	15	5	5	54	7	1	5	0	0	0	0	0	125	0
5:40 PM	0	26	5	2	17	4	4	53	12	1	5	0	0	0	0	0	129	0
5:45 PM	0	14	4	3	12	5	4	64	11	0	3	0	0	0	0	0	120	0
5:50 PM	0	20	4	7	8	3	7	65	12	1	5	2	0	0	0	0	134	0
5:55 PM	0	19	3	10	9	8	3	62	11	0	5	1	0	0	0	0	131	0
HOURLY TOTALS	Southbound			Westbound			Northbound			Eastbound			Pedestrians By Approach				TOTAL	
4:00 PM	9	250	53	58	146	51	53	654	85	29	64	6	3	16	12	10	1458	41
4:15 PM	6	270	51	61	144	51	41	664	94	31	69	5	4	21	10	7	1487	42
4:30 PM	5	289	57	60	155	51	43	628	104	33	71	7	5	20	2	12	1503	39
4:45 PM	7	304	54	54	158	56	49	632	110	29	74	6	5	18	2	11	1533	36
5:00 PM	6	293	53	56	147	58	54	660	124	22	68	8	2	15	2	9	1549	28

INTERSECTION: *N Interstate Ave--/N Alberta St--*
 PROJECT ID#:
 QC JOB #: 10247146

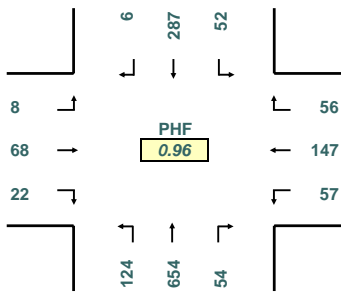
START TIME: 4:00 PM
 END TIME: 6:00 PM
 DATE: 4/11/2007



16285 SW 85th Avenue, Ste. 302
 Tigard, OR 97224
 Phone: 503-620-4242
 Fax: 503 620-4545

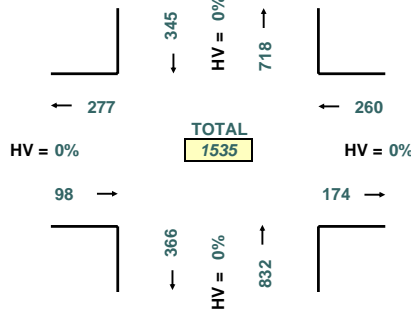
www.qualitycounts.net

PEAK HOUR TURNING MOVEMENTS



PHF
0.96

PEAK HOUR LINK VOLUMES

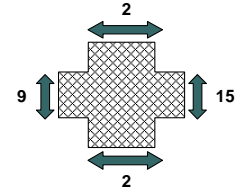


TOTAL
1535

PEAK HOUR: 5:00 PM TO 6:00 PM

PEAK 15 MINUTES: 5:15 PM TO 5:30 PM

PEAK HOUR PED CROSSING VOLUMES



5-MINUTE COUNT PERIOD BEGINNING AT	<i>N Interstate Ave-- (Southbound)</i>			<i>N Alberta St-- (Westbound)</i>			<i>N Interstate Ave-- (Northbound)</i>			<i>N Alberta St-- (Eastbound)</i>			Crosswalk Usage (Peds By Approach)				TOTAL	
	Right	Thru	Left	Right	Thru	Left	Right	Thru	Left	Right	Thru	Left	North	East	South	West	Veh	Peds
4:00 PM	0	14	5	6	14	1	11	42	8	0	4	0	0	2	1	0	105	3
4:05 PM	3	21	1	2	8	3	11	54	4	2	3	1	0	3	2	1	113	6
4:10 PM	1	18	6	5	15	5	3	56	8	2	8	1	0	0	1	4	128	5
4:15 PM	0	16	3	2	8	7	4	62	10	1	2	0	0	1	1	1	115	3
4:20 PM	1	17	3	4	10	7	1	58	5	4	10	1	0	1	6	0	121	7
4:25 PM	2	36	8	6	10	3	6	57	6	4	5	0	0	4	1	1	143	6
4:30 PM	0	20	6	3	11	1	4	59	11	0	2	1	0	2	0	1	118	3
4:35 PM	0	23	5	7	12	4	1	61	6	3	8	1	0	0	0	0	131	0
4:40 PM	1	13	4	4	16	6	3	36	6	5	2	0	0	0	0	0	96	0
4:45 PM	0	24	5	3	13	5	3	63	10	6	4	1	1	1	0	1	137	3
4:50 PM	1	17	4	7	11	5	4	56	6	1	11	0	0	0	0	0	123	0
4:55 PM	0	21	3	8	16	4	2	41	4	1	4	0	2	2	0	1	104	5
5:00 PM	1	26	3	11	7	3	3	50	9	1	6	1	0	4	0	0	121	4
5:05 PM	0	23	5	3	14	2	6	52	9	2	5	0	0	0	1	2	121	3
5:10 PM	0	23	1	2	15	3	4	58	12	3	9	0	1	6	1	0	130	8
5:15 PM	1	25	9	8	12	4	3	43	10	3	8	1	0	1	0	3	127	4
5:20 PM	1	33	6	3	14	6	5	53	7	6	8	1	0	4	0	1	143	5
5:25 PM	0	32	5	1	13	7	5	47	14	2	4	1	1	0	0	3	131	4
5:30 PM	2	24	2	2	11	7	5	55	10	2	5	1	0	0	0	0	126	0
5:35 PM	1	23	5	4	15	5	5	53	7	1	5	0	0	0	0	0	124	0
5:40 PM	0	26	5	2	17	4	4	53	12	1	5	0	0	0	0	0	129	0
5:45 PM	0	14	4	3	12	5	4	64	11	0	3	0	0	0	0	0	120	0
5:50 PM	0	19	4	7	8	3	7	65	12	1	5	2	0	0	0	0	133	0
5:55 PM	0	19	3	10	9	8	3	61	11	0	5	1	0	0	0	0	130	0
HOURLY TOTALS	Southbound			Westbound			Northbound			Eastbound			Pedestrians By Approach				TOTAL	
4:00 PM	9	240	53	57	144	51	53	645	84	29	63	6	3	16	12	10	1434	41
4:15 PM	6	259	50	60	143	50	41	653	94	31	68	5	4	21	10	7	1460	42
4:30 PM	5	280	56	60	154	50	43	619	104	33	71	7	5	20	2	12	1482	39
4:45 PM	7	297	53	54	158	55	49	624	110	29	74	6	5	18	2	11	1516	36
5:00 PM	6	287	52	56	147	57	54	654	124	22	68	8	2	15	2	9	1535	28

INTERSECTION: *N Interstate Ave--N Alberta St--*
 PROJECT ID#:
 QC JOB #: 10247146

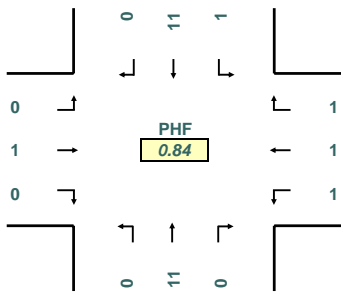
START TIME: 4:00 PM
 END TIME: 6:00 PM
 DATE: 4/11/2007



16285 SW 85th Avenue, Ste. 302
 Tigard, OR 97224
 Phone: 503-620-4242
 Fax: 503 620-4545

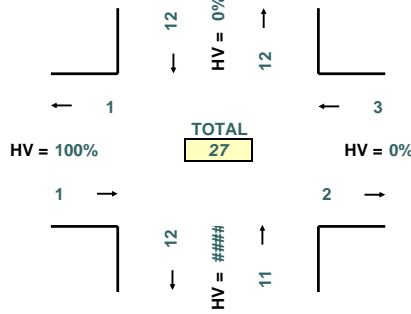
www.qualitycounts.net

PEAK HOUR TURNING MOVEMENTS



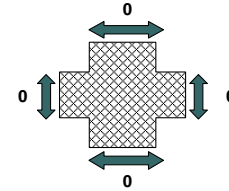
PEAK HOUR: 4:15 PM TO 5:15 PM

PEAK HOUR LINK VOLUMES



PEAK 15 MINUTES: 5:00 PM TO 5:15 PM

PEAK HOUR PED CROSSING VOLUMES



5-MINUTE COUNT PERIOD BEGINNING AT	<i>N Interstate Ave--</i> (Southbound)			<i>N Alberta St--</i> (Westbound)			<i>N Interstate Ave--</i> (Northbound)			<i>N Alberta St--</i> (Eastbound)			Crosswalk Usage (Peds By Approach)				TOTAL	
	Right	Thru	Left	Right	Thru	Left	Right	Thru	Left	Right	Thru	Left	North	East	South	West	Veh	Peds
4:00 PM	0	1	0	0	0	0	0	1	0	0	0	0	0	0	0	0	2	0
4:05 PM	0	1	0	0	1	0	0	0	1	0	0	0	0	0	0	0	3	0
4:10 PM	0	0	0	0	0	0	0	0	0	0	0	0	0	0	0	0	0	0
4:15 PM	0	0	0	0	0	0	0	1	0	0	1	0	0	0	0	0	2	0
4:20 PM	0	2	0	1	0	0	0	1	0	0	0	0	0	0	0	0	4	0
4:25 PM	0	1	0	0	0	0	0	0	0	0	0	0	0	0	0	0	1	0
4:30 PM	0	2	0	0	0	0	0	0	0	0	0	0	0	0	0	0	2	0
4:35 PM	0	0	0	0	0	0	0	0	0	0	0	0	0	0	0	0	0	0
4:40 PM	0	1	0	0	1	0	0	3	0	0	0	0	0	0	0	0	5	0
4:45 PM	0	1	0	0	0	0	0	1	0	0	0	0	0	0	0	0	2	0
4:50 PM	0	1	0	0	0	0	0	2	0	0	0	0	0	0	0	0	3	0
4:55 PM	0	0	0	0	0	0	0	0	0	0	0	0	0	0	0	0	0	0
5:00 PM	0	2	1	0	0	1	0	2	0	0	0	0	0	0	0	0	6	0
5:05 PM	0	1	0	0	0	0	0	0	0	0	0	0	0	0	0	0	1	0
5:10 PM	0	0	0	0	0	0	0	1	0	0	0	0	0	0	0	0	1	0
5:15 PM	0	0	0	0	0	0	0	0	0	0	0	0	0	0	0	0	0	0
5:20 PM	0	0	0	0	0	0	0	0	0	0	0	0	0	0	0	0	0	0
5:25 PM	0	1	0	0	0	0	0	0	0	0	0	0	0	0	0	0	1	0
5:30 PM	0	1	0	0	0	0	0	1	0	0	0	0	0	0	0	0	2	0
5:35 PM	0	0	0	0	0	0	0	1	0	0	0	0	0	0	0	0	1	0
5:40 PM	0	0	0	0	0	0	0	0	0	0	0	0	0	0	0	0	0	0
5:45 PM	0	0	0	0	0	0	0	0	0	0	0	0	0	0	0	0	0	0
5:50 PM	0	1	0	0	0	0	0	0	0	0	0	0	0	0	0	0	1	0
5:55 PM	0	0	0	0	0	0	0	1	0	0	0	0	0	0	0	0	1	0
HOURLY TOTALS	Southbound			Westbound			Northbound			Eastbound			Pedestrians By Approach				TOTAL	
	Right	Thru	Left	Right	Thru	Left	Right	Thru	Left	Right	Thru	Left	North	East	South	West	Veh	Peds
4:00 PM	0	10	0	1	2	0	0	9	1	0	1	0	0	0	0	0	24	0
4:15 PM	0	11	1	1	1	1	0	11	0	0	1	0	0	0	0	0	27	0
4:30 PM	0	9	1	0	1	1	0	9	0	0	0	0	0	0	0	0	21	0
4:45 PM	0	7	1	0	0	1	0	8	0	0	0	0	0	0	0	0	17	0
5:00 PM	0	6	1	0	0	1	0	6	0	0	0	0	0	0	0	0	14	0

INTERSECTION: *N Vancouver Ave--N Alberta St--*
 PROJECT ID#:
 QC JOB #: 10247160

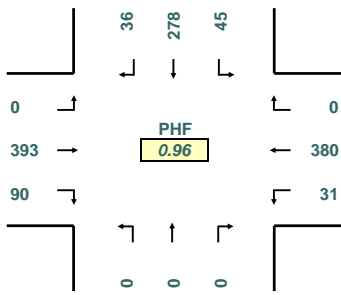
START TIME: 4:00 PM
 END TIME: 6:00 PM
 DATE: 4/10/2007



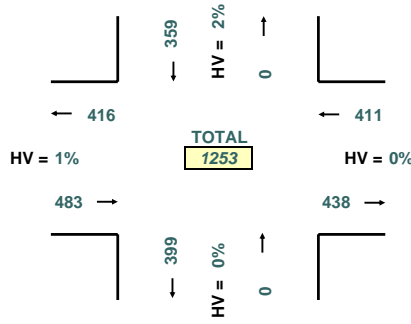
16285 SW 85th Avenue, Ste. 302
 Tigard, OR 97224
 Phone: 503-620-4242
 Fax: 503 620-4545

www.qualitycounts.net

PEAK HOUR TURNING MOVEMENTS



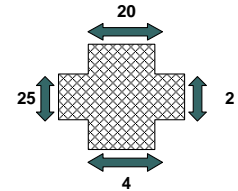
PEAK HOUR LINK VOLUMES



PEAK HOUR: 4:45 PM TO 5:45 PM

PEAK 15 MINUTES: 5:00 PM TO 5:15 PM

PEAK HOUR PED CROSSING VOLUMES



5-MINUTE COUNT PERIOD BEGINNING AT	<i>N Vancouver Ave-- (Southbound)</i>			<i>N Alberta St-- (Westbound)</i>			<i>N Vancouver Ave-- (Northbound)</i>			<i>N Alberta St-- (Eastbound)</i>			Crosswalk Usage (Peds By Approach)				TOTAL	
	Right	Thru	Left	Right	Thru	Left	Right	Thru	Left	Right	Thru	Left	North	East	South	West	Veh	Peds
4:00 PM	2	28	1	0	29	5	0	0	0	5	29	0	3	0	1	1	99	5
4:05 PM	3	25	4	0	27	3	0	0	0	5	28	0	5	0	0	5	95	10
4:10 PM	6	18	3	0	17	2	0	0	0	9	41	0	0	2	0	3	96	5
4:15 PM	4	16	4	0	26	4	0	0	0	10	22	0	3	1	0	4	86	8
4:20 PM	0	20	2	0	23	1	0	0	0	4	32	0	2	0	1	1	82	4
4:25 PM	2	20	0	0	28	5	0	0	0	6	31	0	1	1	0	0	92	2
4:30 PM	1	20	3	0	38	2	0	0	0	7	36	0	0	0	0	2	107	2
4:35 PM	6	25	2	0	27	6	0	0	0	7	28	0	1	0	2	6	101	9
4:40 PM	5	30	1	0	27	0	0	0	0	7	29	0	0	0	3	0	99	3
4:45 PM	2	22	1	0	29	6	0	0	0	4	32	0	2	2	2	2	96	8
4:50 PM	1	17	6	0	40	3	0	0	0	10	35	0	4	0	0	4	112	8
4:55 PM	1	26	2	0	21	1	0	0	0	6	29	0	1	0	1	1	86	3
5:00 PM	7	23	4	0	37	3	0	0	0	14	24	0	0	0	0	2	112	2
5:05 PM	3	20	8	0	33	1	0	0	0	8	36	0	0	0	1	0	109	1
5:10 PM	6	17	7	0	33	2	0	0	0	8	31	0	3	0	0	2	104	5
5:15 PM	2	28	4	0	34	3	0	0	0	6	33	0	1	0	0	6	110	7
5:20 PM	2	26	4	0	21	1	0	0	0	4	38	0	3	0	0	1	96	4
5:25 PM	0	30	2	0	35	1	0	0	0	8	42	0	0	0	0	1	118	1
5:30 PM	3	25	1	0	25	3	0	0	0	8	26	0	2	0	0	2	91	4
5:35 PM	5	19	4	0	36	6	0	0	0	10	34	0	3	0	0	1	114	4
5:40 PM	4	25	2	0	36	1	0	0	0	4	33	0	1	0	0	3	105	4
5:45 PM	7	18	4	0	18	4	0	0	0	4	32	0	0	0	0	3	87	3
5:50 PM	7	21	4	0	40	2	0	0	0	3	33	0	0	0	0	1	110	1
5:55 PM	6	22	3	0	22	6	0	0	0	5	20	0	0	0	1	2	84	3
HOURLY TOTALS	Southbound			Westbound			Northbound			Eastbound			Pedestrians By Approach				TOTAL	
4:00 PM	33	267	29	0	332	38	0	0	0	80	372	0	22	6	10	29	1151	67
4:15 PM	38	256	40	0	362	34	0	0	0	91	365	0	17	4	10	24	1186	55
4:30 PM	36	284	44	0	375	29	0	0	0	89	393	0	15	2	9	27	1250	53
4:45 PM	36	278	45	0	380	31	0	0	0	90	393	0	20	2	4	25	1253	51
5:00 PM	52	274	47	0	370	33	0	0	0	82	382	0	13	0	2	24	1240	39

INTERSECTION: *N Vancouver Ave--N Alberta St--*
 PROJECT ID#:
 QC JOB #: 10247160

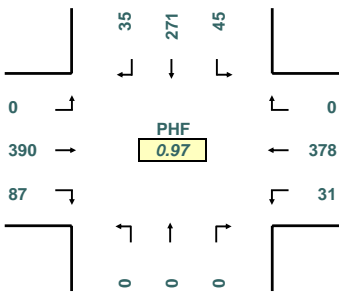
START TIME: 4:00 PM
 END TIME: 6:00 PM
 DATE: 4/10/2007



16285 SW 85th Avenue, Ste. 302
 Tigard, OR 97224
 Phone: 503-620-4242
 Fax: 503 620-4545

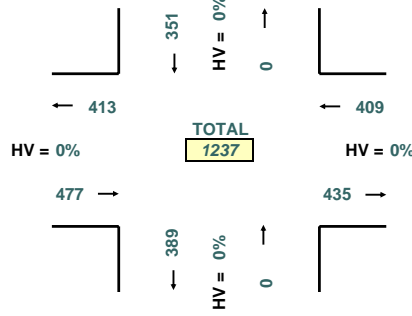
www.qualitycounts.net

PEAK HOUR TURNING MOVEMENTS



PHF
0.97

PEAK HOUR LINK VOLUMES

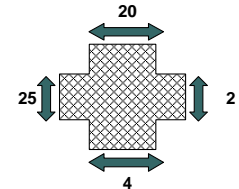


TOTAL
1237

PEAK HOUR: 4:45 PM TO 5:45 PM

PEAK 15 MINUTES: 5:00 PM TO 5:15 PM

PEAK HOUR PED CROSSING VOLUMES



5-MINUTE COUNT PERIOD BEGINNING AT	<i>N Vancouver Ave-- (Southbound)</i>			<i>N Alberta St-- (Westbound)</i>			<i>N Vancouver Ave-- (Northbound)</i>			<i>N Alberta St-- (Eastbound)</i>			Crosswalk Usage (Peds By Approach)				TOTAL	
	Right	Thru	Left	Right	Thru	Left	Right	Thru	Left	Right	Thru	Left	North	East	South	West	Veh	Peds
4:00 PM	2	28	1	0	27	5	0	0	0	5	29	0	3	0	1	1	97	5
4:05 PM	3	25	4	0	27	3	0	0	0	5	27	0	5	0	0	5	94	10
4:10 PM	5	18	3	0	17	2	0	0	0	8	40	0	0	2	0	3	93	5
4:15 PM	4	15	4	0	26	4	0	0	0	9	21	0	3	1	0	4	83	8
4:20 PM	0	18	2	0	22	1	0	0	0	4	31	0	2	0	1	1	78	4
4:25 PM	2	20	0	0	28	4	0	0	0	6	30	0	1	1	0	0	90	2
4:30 PM	1	19	3	0	38	2	0	0	0	7	35	0	0	0	0	2	105	2
4:35 PM	6	23	2	0	26	6	0	0	0	6	25	0	1	0	2	6	94	9
4:40 PM	5	29	1	0	26	0	0	0	0	7	29	0	0	0	3	0	97	3
4:45 PM	2	20	1	0	29	6	0	0	0	4	32	0	2	2	2	2	94	8
4:50 PM	1	17	6	0	40	3	0	0	0	9	35	0	4	0	0	4	111	8
4:55 PM	1	26	2	0	21	1	0	0	0	6	28	0	1	0	1	1	85	3
5:00 PM	7	22	4	0	37	3	0	0	0	13	24	0	0	0	0	2	110	2
5:05 PM	3	20	8	0	33	1	0	0	0	8	36	0	0	0	1	0	109	1
5:10 PM	6	16	7	0	32	2	0	0	0	8	30	0	3	0	0	2	101	5
5:15 PM	1	28	4	0	33	3	0	0	0	6	33	0	1	0	0	6	108	7
5:20 PM	2	25	4	0	21	1	0	0	0	4	38	0	3	0	0	1	95	4
5:25 PM	0	29	2	0	35	1	0	0	0	7	41	0	0	0	0	1	115	1
5:30 PM	3	25	1	0	25	3	0	0	0	8	26	0	2	0	0	2	91	4
5:35 PM	5	18	4	0	36	6	0	0	0	10	34	0	3	0	0	1	113	4
5:40 PM	4	25	2	0	36	1	0	0	0	4	33	0	1	0	0	3	105	4
5:45 PM	7	18	4	0	18	4	0	0	0	4	32	0	0	0	0	3	87	3
5:50 PM	7	21	4	0	40	2	0	0	0	3	33	0	0	0	0	1	110	1
5:55 PM	6	22	3	0	22	6	0	0	0	5	20	0	0	0	1	2	84	3
HOURLY TOTALS	Southbound			Westbound			Northbound			Eastbound			Pedestrians By Approach				TOTAL	
4:00 PM	32	258	29	0	327	37	0	0	0	76	362	0	22	6	10	29	1121	67
4:15 PM	38	245	40	0	358	33	0	0	0	87	356	0	17	4	10	24	1157	55
4:30 PM	35	274	44	0	371	29	0	0	0	85	386	0	15	2	9	27	1224	53
4:45 PM	35	271	45	0	378	31	0	0	0	87	390	0	20	2	4	25	1237	51
5:00 PM	51	269	47	0	368	33	0	0	0	80	380	0	13	0	2	24	1228	39

INTERSECTION: *N Vancouver Ave--N Alberta St--*
 PROJECT ID#:
 QC JOB #: 10247160

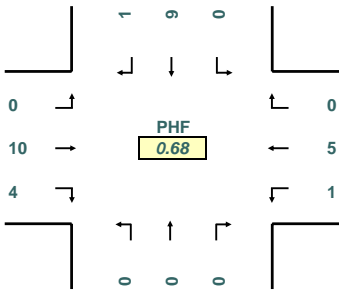
START TIME: 4:00 PM
 END TIME: 6:00 PM
 DATE: 4/10/2007



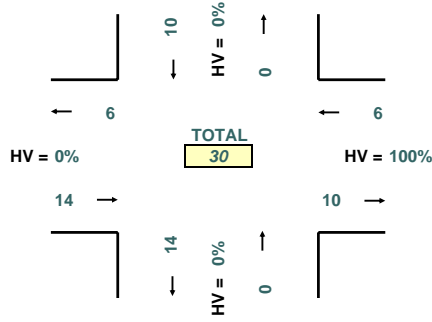
16285 SW 85th Avenue, Ste. 302
 Tigard, OR 97224
 Phone: 503-620-4242
 Fax: 503 620-4545

www.qualitycounts.net

PEAK HOUR TURNING MOVEMENTS



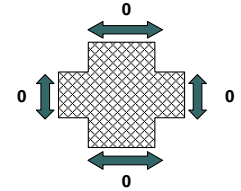
PEAK HOUR LINK VOLUMES



PEAK HOUR: 4:00 PM TO 5:00 PM

PEAK 15 MINUTES: 4:30 PM TO 4:45 PM

PEAK HOUR PED CROSSING VOLUMES



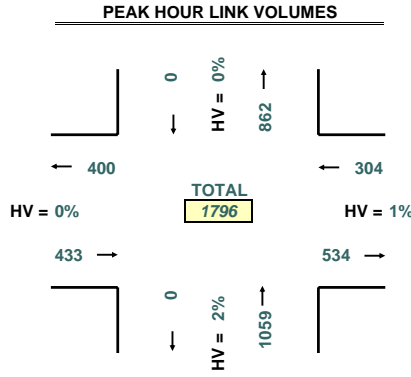
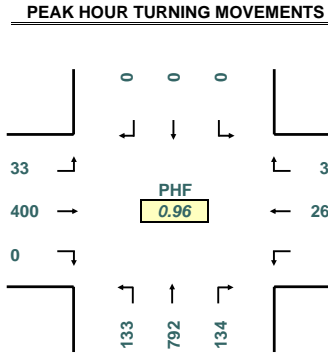
5-MINUTE COUNT PERIOD BEGINNING AT	<i>N Vancouver Ave-- (Southbound)</i>			<i>N Alberta St-- (Westbound)</i>			<i>N Vancouver Ave-- (Northbound)</i>			<i>N Alberta St-- (Eastbound)</i>			Crosswalk Usage (Peds By Approach)				TOTAL	
	Right	Thru	Left	Right	Thru	Left	Right	Thru	Left	Right	Thru	Left	North	East	South	West	Veh	Peds
4:00 PM	0	0	0	0	2	0	0	0	0	0	0	0	0	0	0	0	2	0
4:05 PM	0	0	0	0	0	0	0	0	0	0	0	0	0	0	0	0	1	0
4:10 PM	1	0	0	0	0	0	0	0	0	1	1	0	0	0	0	0	3	0
4:15 PM	0	1	0	0	0	0	0	0	0	1	1	0	0	0	0	0	3	0
4:20 PM	0	2	0	0	1	0	0	0	0	0	1	0	0	0	0	0	4	0
4:25 PM	0	0	0	0	0	1	0	0	0	0	1	0	0	0	0	0	2	0
4:30 PM	0	1	0	0	0	0	0	0	0	0	1	0	0	0	0	0	2	0
4:35 PM	0	2	0	0	1	0	0	0	0	1	3	0	0	0	0	0	7	0
4:40 PM	0	1	0	0	1	0	0	0	0	0	0	0	0	0	0	0	2	0
4:45 PM	0	2	0	0	0	0	0	0	0	0	0	0	0	0	0	0	2	0
4:50 PM	0	0	0	0	0	0	0	0	0	1	0	0	0	0	0	0	1	0
4:55 PM	0	0	0	0	0	0	0	0	0	0	1	0	0	0	0	0	1	0
5:00 PM	0	1	0	0	0	0	0	0	0	1	0	0	0	0	0	0	2	0
5:05 PM	0	0	0	0	0	0	0	0	0	0	0	0	0	0	0	0	0	0
5:10 PM	0	1	0	0	1	0	0	0	0	0	1	0	0	0	0	0	3	0
5:15 PM	1	0	0	0	1	0	0	0	0	0	0	0	0	0	0	0	2	0
5:20 PM	0	1	0	0	0	0	0	0	0	0	0	0	0	0	0	0	1	0
5:25 PM	0	1	0	0	0	0	0	0	0	1	1	0	0	0	0	0	3	0
5:30 PM	0	0	0	0	0	0	0	0	0	0	0	0	0	0	0	0	0	0
5:35 PM	0	1	0	0	0	0	0	0	0	0	0	0	0	0	0	0	1	0
5:40 PM	0	0	0	0	0	0	0	0	0	0	0	0	0	0	0	0	0	0
5:45 PM	0	0	0	0	0	0	0	0	0	0	0	0	0	0	0	0	0	0
5:50 PM	0	0	0	0	0	0	0	0	0	0	0	0	0	0	0	0	0	0
5:55 PM	0	0	0	0	0	0	0	0	0	0	0	0	0	0	0	0	0	0
HOURLY TOTALS	Southbound			Westbound			Northbound			Eastbound			Pedestrians By Approach				TOTAL	
	Right	Thru	Left	Right	Thru	Left	Right	Thru	Left	Right	Thru	Left	North	East	South	West	Veh	Peds
4:00 PM	1	9	0	0	5	1	0	0	0	4	10	0	0	0	0	0	30	0
4:15 PM	0	11	0	0	4	1	0	0	0	4	9	0	0	0	0	0	29	0
4:30 PM	1	10	0	0	4	0	0	0	0	4	7	0	0	0	0	0	26	0
4:45 PM	1	7	0	0	2	0	0	0	0	3	3	0	0	0	0	0	16	0
5:00 PM	1	5	0	0	2	0	0	0	0	2	2	0	0	0	0	0	12	0

INTERSECTION: N Williams Ave--N Alberta St--
 PROJECT ID#: 10247161
 QC JOB #: 10247161

START TIME: 4:00 PM
 END TIME: 6:00 PM
 DATE: 4/11/2007



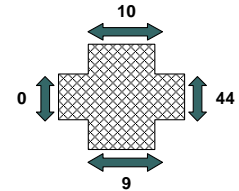
QUALITY COUNTS
 16285 SW 85th Avenue, Ste. 302
 Tigard, OR 97224
 Phone: 503-620-4242
 Fax: 503 620-4545
www.qualitycounts.net



PEAK HOUR: 5:00 PM TO 6:00 PM

PEAK 15 MINUTES: 5:00 PM TO 5:15 PM

PEAK HOUR PED CROSSING VOLUMES



5-MINUTE COUNT PERIOD BEGINNING AT	N Williams Ave-- (Southbound)			N Alberta St-- (Westbound)			N Williams Ave-- (Northbound)			N Alberta St-- (Eastbound)			Crosswalk Usage (Peds By Approach)				TOTAL	
	Right	Thru	Left	Right	Thru	Left	Right	Thru	Left	Right	Thru	Left	North	East	South	West	Veh	Peds
4:00 PM	0	0	0	1	20	0	8	66	17	0	27	6	0	1	3	0	145	4
4:05 PM	0	0	0	1	22	0	13	41	12	0	33	1	4	1	0	0	123	5
4:10 PM	0	0	0	1	11	0	8	57	6	0	33	6	1	2	5	0	122	8
4:15 PM	0	0	0	1	14	0	10	58	12	0	31	0	0	0	0	0	126	0
4:20 PM	0	0	0	1	18	0	10	56	11	0	30	2	0	2	0	0	128	2
4:25 PM	0	0	0	3	17	0	11	49	10	0	30	1	1	3	1	0	121	5
4:30 PM	0	0	0	1	29	0	5	60	14	0	39	3	1	2	2	0	151	5
4:35 PM	0	0	0	1	14	0	4	50	17	0	28	5	1	1	1	0	119	3
4:40 PM	0	0	0	3	16	0	8	56	14	0	29	2	1	0	2	0	128	3
4:45 PM	0	0	0	2	23	0	10	54	10	0	25	6	1	2	1	0	130	4
4:50 PM	0	0	0	5	20	0	9	35	21	0	38	6	0	5	0	0	134	5
4:55 PM	0	0	0	4	17	0	11	51	9	0	28	3	0	3	4	0	123	7
5:00 PM	0	0	0	1	23	0	14	58	13	0	24	0	0	1	1	0	133	2
5:05 PM	0	0	0	1	21	0	12	74	12	0	39	7	0	3	0	0	166	3
5:10 PM	0	0	0	2	23	0	11	81	13	0	39	1	1	0	1	0	170	2
5:15 PM	0	0	0	4	28	0	4	62	11	0	34	3	0	3	2	0	146	5
5:20 PM	0	0	0	3	14	0	18	58	4	0	37	4	1	5	1	0	138	7
5:25 PM	0	0	0	3	27	0	14	58	13	0	45	2	1	5	0	0	162	6
5:30 PM	0	0	0	5	19	0	6	61	14	0	20	2	1	8	0	0	127	9
5:35 PM	0	0	0	3	26	0	8	84	10	0	41	1	3	3	1	0	173	7
5:40 PM	0	0	0	4	21	0	7	77	14	0	32	4	1	1	1	0	159	3
5:45 PM	0	0	0	1	24	0	12	53	8	0	30	4	0	3	1	0	132	4
5:50 PM	0	0	0	4	18	0	14	66	14	0	37	3	1	7	0	0	156	8
5:55 PM	0	0	0	6	23	0	14	60	7	0	22	2	1	5	1	0	134	7
HOURLY TOTALS	Southbound			Westbound			Northbound			Eastbound			Pedestrians By Approach				TOTAL	
4:00 PM	0	0	0	24	221	0	107	633	153	0	371	41	10	22	19	0	1550	51
4:15 PM	0	0	0	25	235	0	115	682	156	0	380	36	6	22	13	0	1629	41
4:30 PM	0	0	0	30	255	0	120	697	151	0	405	42	7	30	15	0	1700	52
4:45 PM	0	0	0	37	262	0	124	753	144	0	402	39	9	39	12	0	1761	60
5:00 PM	0	0	0	37	267	0	134	792	133	0	400	33	10	44	9	0	1796	63

INTERSECTION: *N Williams Ave--N Alberta St--*
 PROJECT ID#:
 QC JOB #: 10247161

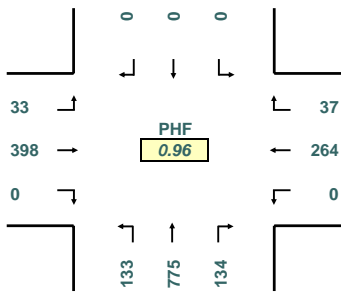
START TIME: 4:00 PM
 END TIME: 6:00 PM
 DATE: 4/11/2007



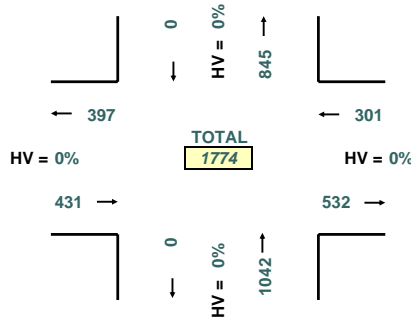
16285 SW 85th Avenue, Ste. 302
 Tigard, OR 97224
 Phone: 503-620-4242
 Fax: 503 620-4545

www.qualitycounts.net

PEAK HOUR TURNING MOVEMENTS



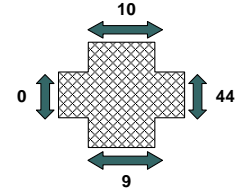
PEAK HOUR LINK VOLUMES



PEAK HOUR: 5:00 PM TO 6:00 PM

PEAK 15 MINUTES: 5:00 PM TO 5:15 PM

PEAK HOUR PED CROSSING VOLUMES



5-MINUTE COUNT PERIOD BEGINNING AT	<i>N Williams Ave-- (Southbound)</i>			<i>N Alberta St-- (Westbound)</i>			<i>N Williams Ave-- (Northbound)</i>			<i>N Alberta St-- (Eastbound)</i>			Crosswalk Usage (Peds By Approach)				TOTAL	
	Right	Thru	Left	Right	Thru	Left	Right	Thru	Left	Right	Thru	Left	North	East	South	West	Veh	Peds
4:00 PM	0	0	0	1	19	0	6	61	16	0	26	6	0	1	3	0	135	4
4:05 PM	0	0	0	1	22	0	13	38	12	0	32	1	4	1	0	0	119	5
4:10 PM	0	0	0	1	11	0	8	55	6	0	32	6	1	2	5	0	119	8
4:15 PM	0	0	0	1	14	0	10	57	12	0	30	0	0	0	0	0	124	0
4:20 PM	0	0	0	1	16	0	10	53	11	0	29	2	0	2	0	0	122	2
4:25 PM	0	0	0	3	17	0	11	48	10	0	29	1	1	3	1	0	119	5
4:30 PM	0	0	0	1	29	0	5	59	14	0	38	3	1	2	2	0	149	5
4:35 PM	0	0	0	1	14	0	3	48	16	0	26	4	1	1	1	0	112	3
4:40 PM	0	0	0	3	16	0	7	56	13	0	29	2	1	0	2	0	126	3
4:45 PM	0	0	0	2	22	0	10	52	10	0	25	6	1	2	1	0	127	4
4:50 PM	0	0	0	5	20	0	9	32	21	0	38	6	0	5	0	0	131	5
4:55 PM	0	0	0	4	17	0	10	47	9	0	27	3	0	3	4	0	117	7
5:00 PM	0	0	0	1	23	0	14	57	13	0	24	0	0	1	1	0	132	2
5:05 PM	0	0	0	1	21	0	12	70	12	0	39	7	0	3	0	0	162	3
5:10 PM	0	0	0	2	22	0	11	80	13	0	38	1	1	0	1	0	167	2
5:15 PM	0	0	0	4	27	0	4	60	11	0	33	3	0	3	2	0	142	5
5:20 PM	0	0	0	3	14	0	18	58	4	0	37	4	1	5	1	0	138	7
5:25 PM	0	0	0	3	27	0	14	56	13	0	45	2	1	5	0	0	160	6
5:30 PM	0	0	0	5	19	0	6	61	14	0	20	2	1	8	0	0	127	9
5:35 PM	0	0	0	3	26	0	8	81	10	0	41	1	3	3	1	0	170	7
5:40 PM	0	0	0	4	21	0	7	76	14	0	32	4	1	1	1	0	158	3
5:45 PM	0	0	0	1	24	0	12	52	8	0	30	4	0	3	1	0	131	4
5:50 PM	0	0	0	4	17	0	14	64	14	0	37	3	1	7	0	0	153	8
5:55 PM	0	0	0	6	23	0	14	60	7	0	22	2	1	5	1	0	134	7
HOURLY TOTALS	Southbound			Westbound			Northbound			Eastbound			Pedestrians By Approach				TOTAL	
4:00 PM	0	0	0	24	217	0	102	606	150	0	361	40	10	22	19	0	1500	51
4:15 PM	0	0	0	25	231	0	112	659	154	0	372	35	6	22	13	0	1588	41
4:30 PM	0	0	0	30	252	0	117	675	149	0	399	41	7	30	15	0	1663	52
4:45 PM	0	0	0	37	259	0	123	730	144	0	399	39	9	39	12	0	1731	60
5:00 PM	0	0	0	37	264	0	134	775	133	0	398	33	10	44	9	0	1774	63

INTERSECTION: *N Williams Ave--N Alberta St--*
 PROJECT ID#:
 QC JOB #: 10247161

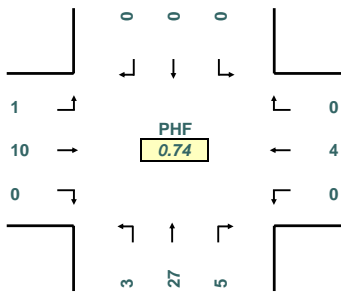
START TIME: 4:00 PM
 END TIME: 6:00 PM
 DATE: 4/11/2007



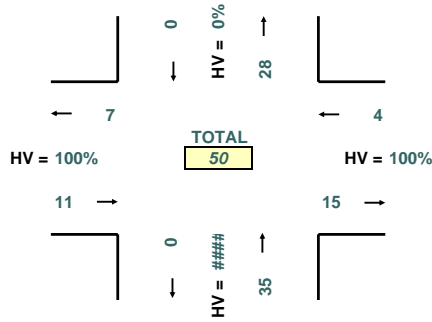
16285 SW 85th Avenue, Ste. 302
 Tigard, OR 97224
 Phone: 503-620-4242
 Fax: 503 620-4545

www.qualitycounts.net

PEAK HOUR TURNING MOVEMENTS



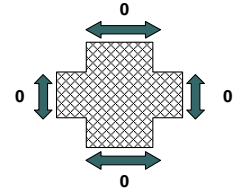
PEAK HOUR LINK VOLUMES



PEAK HOUR: 4:00 PM TO 5:00 PM

PEAK 15 MINUTES: 4:00 PM TO 4:15 PM

PEAK HOUR PED CROSSING VOLUMES



5-MINUTE COUNT PERIOD BEGINNING AT	N Williams Ave-- (Southbound)			N Alberta St-- (Westbound)			N Williams Ave-- (Northbound)			N Alberta St-- (Eastbound)			Crosswalk Usage (Peds By Approach)				TOTAL	
	Right	Thru	Left	Right	Thru	Left	Right	Thru	Left	Right	Thru	Left	North	East	South	West	Veh	Peds
4:00 PM	0	0	0	0	1	0	2	5	1	0	1	0	0	0	0	0	10	0
4:05 PM	0	0	0	0	0	0	0	3	0	0	1	0	0	0	0	0	4	0
4:10 PM	0	0	0	0	0	0	0	2	0	0	1	0	0	0	0	0	3	0
4:15 PM	0	0	0	0	0	0	0	1	0	0	1	0	0	0	0	0	2	0
4:20 PM	0	0	0	0	2	0	0	3	0	0	1	0	0	0	0	0	6	0
4:25 PM	0	0	0	0	0	0	0	1	0	0	1	0	0	0	0	0	2	0
4:30 PM	0	0	0	0	0	0	0	1	0	0	1	0	0	0	0	0	2	0
4:35 PM	0	0	0	0	0	0	1	2	1	0	2	1	0	0	0	0	7	0
4:40 PM	0	0	0	0	0	0	1	0	1	0	0	0	0	0	0	0	2	0
4:45 PM	0	0	0	0	1	0	0	2	0	0	0	0	0	0	0	0	3	0
4:50 PM	0	0	0	0	0	0	0	3	0	0	0	0	0	0	0	0	3	0
4:55 PM	0	0	0	0	0	0	1	4	0	0	1	0	0	0	0	0	6	0
5:00 PM	0	0	0	0	0	0	0	1	0	0	0	0	0	0	0	0	1	0
5:05 PM	0	0	0	0	0	0	0	4	0	0	0	0	0	0	0	0	4	0
5:10 PM	0	0	0	0	1	0	0	1	0	0	1	0	0	0	0	0	3	0
5:15 PM	0	0	0	0	1	0	0	2	0	0	1	0	0	0	0	0	4	0
5:20 PM	0	0	0	0	0	0	0	0	0	0	0	0	0	0	0	0	0	0
5:25 PM	0	0	0	0	0	0	0	2	0	0	0	0	0	0	0	0	2	0
5:30 PM	0	0	0	0	0	0	0	0	0	0	0	0	0	0	0	0	0	0
5:35 PM	0	0	0	0	0	0	0	3	0	0	0	0	0	0	0	0	3	0
5:40 PM	0	0	0	0	0	0	0	1	0	0	0	0	0	0	0	0	1	0
5:45 PM	0	0	0	0	0	0	0	1	0	0	0	0	0	0	0	0	1	0
5:50 PM	0	0	0	0	1	0	0	2	0	0	0	0	0	0	0	0	3	0
5:55 PM	0	0	0	0	0	0	0	0	0	0	0	0	0	0	0	0	0	0
HOURLY TOTALS	Southbound			Westbound			Northbound			Eastbound			Pedestrians By Approach				TOTAL	
4:00 PM	0	0	0	0	4	0	5	27	3	0	10	1	0	0	0	0	50	0
4:15 PM	0	0	0	0	4	0	3	23	2	0	8	1	0	0	0	0	41	0
4:30 PM	0	0	0	0	3	0	3	22	2	0	6	1	0	0	0	0	37	0
4:45 PM	0	0	0	0	3	0	1	23	0	0	3	0	0	0	0	0	30	0
5:00 PM	0	0	0	0	3	0	0	17	0	0	2	0	0	0	0	0	22	0

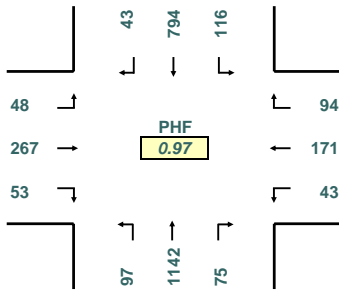
INTERSECTION: *NE MLK Jr Blvd-/NE Alberta St--*
 PROJECT ID#:
 QC JOB #: 10247162

START TIME: 4:00 PM
 END TIME: 6:00 PM
 DATE: 4/11/2007

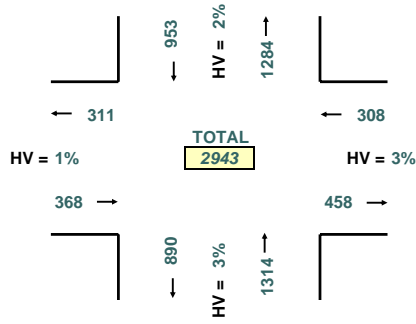


16285 SW 85th Avenue, Ste. 302
 Tigard, OR 97224
 Phone: 503-620-4242
 Fax: 503 620-4545
 email: jrw@qualitycounts.net
 www.qualitycounts.net

PEAK HOUR TURNING MOVEMENTS



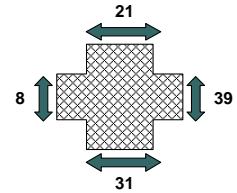
PEAK HOUR LINK VOLUMES



PEAK HOUR: 4:45 PM TO 5:45 PM

PEAK 15 MINUTES: 5:30 PM TO 5:45 PM

PEAK HOUR PED CROSSING VOLUMES



5-MINUTE COUNT PERIOD BEGINNING AT	NE MLK Jr Blvd-- (Southbound)			NE Alberta St-- (Westbound)			NE MLK Jr Blvd-- (Northbound)			NE Alberta St-- (Eastbound)			Crosswalk Usage (Peds By Approach)				TOTAL	
	Right	Thru	Left	Right	Thru	Left	Right	Thru	Left	Right	Thru	Left	North	East	South	West	Veh	Peds
4:00 PM	7	69	9	8	16	3	6	95	2	0	16	2	2	3	4	1	233	10
4:05 PM	2	36	8	10	15	5	7	86	5	2	20	9	1	0	4	0	205	5
4:10 PM	8	69	2	9	7	2	4	95	3	3	20	3	1	9	4	2	225	16
4:15 PM	2	67	4	9	13	7	8	88	4	5	33	6	0	1	4	0	246	5
4:20 PM	1	82	5	8	12	3	9	110	3	2	18	3	0	4	0	2	256	6
4:25 PM	4	53	6	12	12	4	6	82	6	6	29	3	0	1	5	0	223	6
4:30 PM	2	68	6	3	19	4	4	98	5	2	29	4	0	6	10	1	244	17
4:35 PM	4	59	5	6	7	8	5	113	4	6	19	1	3	3	2	1	237	9
4:40 PM	3	56	5	4	19	6	4	64	4	6	28	2	3	4	5	3	201	15
4:45 PM	8	74	7	9	10	4	3	130	9	9	16	2	2	3	3	0	281	8
4:50 PM	5	57	11	9	14	7	3	72	7	3	21	7	4	1	1	1	216	7
4:55 PM	4	75	5	4	12	2	6	93	5	3	22	5	2	5	5	0	236	12
5:00 PM	4	62	9	5	17	5	3	94	8	2	18	4	1	2	3	0	231	6
5:05 PM	1	55	13	7	19	3	12	87	5	2	27	4	0	10	3	1	235	14
5:10 PM	3	72	11	7	14	4	3	113	12	1	13	4	0	1	2	1	257	4
5:15 PM	3	69	9	8	16	3	9	71	10	3	23	4	1	0	3	0	228	4
5:20 PM	2	75	6	4	6	3	10	105	5	7	20	4	2	3	2	1	247	8
5:25 PM	3	60	11	13	21	2	7	85	13	4	28	6	2	3	0	0	253	5
5:30 PM	3	69	12	10	7	3	9	102	9	3	28	3	2	5	6	4	258	17
5:35 PM	4	72	14	9	19	3	3	89	11	4	27	3	4	4	1	0	258	9
5:40 PM	3	54	8	9	16	4	7	101	3	12	24	2	1	2	2	0	243	5
5:45 PM	3	73	4	7	15	2	7	98	7	4	20	5	2	3	4	1	245	10
5:50 PM	2	48	9	3	20	4	10	91	3	7	26	2	1	7	1	2	225	11
5:55 PM	2	57	6	4	14	3	7	100	6	4	17	1	0	4	2	0	221	6
HOURLY TOTALS	Southbound			Westbound			Northbound			Eastbound			Pedestrians By Approach				TOTAL	
	Right	Thru	Left	Right	Thru	Left	Right	Thru	Left	Right	Thru	Left	North	East	South	West	Veh	Peds
4:00 PM	50	765	73	91	156	55	65	1126	57	47	271	47	18	40	47	11	2803	116
4:15 PM	41	780	87	83	168	57	66	1144	72	47	273	45	15	41	43	10	2863	109
4:30 PM	42	782	98	79	174	51	69	1125	87	48	264	47	20	41	39	9	2866	109
4:45 PM	43	794	116	94	171	43	75	1142	97	53	267	48	21	39	31	8	2943	99
5:00 PM	33	766	112	86	184	39	87	1136	92	53	271	42	16	44	29	10	2901	99

INTERSECTION: NE MLK Jr Blvd--NE Alberta St--
 PROJECT ID#:
 QC JOB #: 10247162

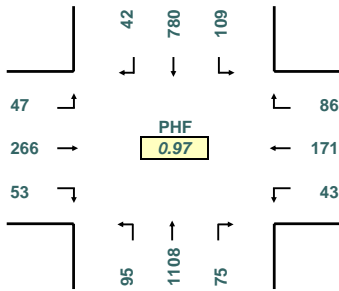
START TIME: 4:00 PM
 END TIME: 6:00 PM
 DATE: 4/11/2007



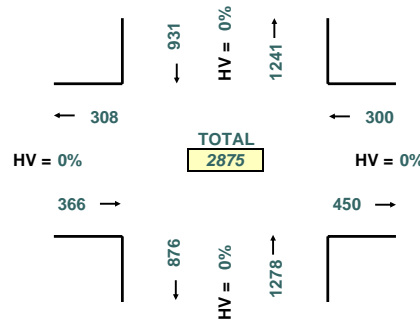
16285 SW 85th Avenue, Ste. 302
 Tigard, OR 97224
 Phone: 503-620-4242
 Fax: 503 620-4545

www.qualitycounts.net

PEAK HOUR TURNING MOVEMENTS



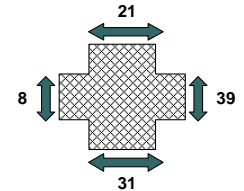
PEAK HOUR LINK VOLUMES



PEAK HOUR: 4:45 PM TO 5:45 PM

PEAK 15 MINUTES: 5:30 PM TO 5:45 PM

PEAK HOUR PED CROSSING VOLUMES



5-MINUTE COUNT PERIOD BEGINNING AT	NE MLK Jr Blvd-- (Southbound)			NE Alberta St-- (Westbound)			NE MLK Jr Blvd-- (Northbound)			NE Alberta St-- (Eastbound)			Crosswalk Usage (Peds By Approach)				TOTAL	
	Right	Thru	Left	Right	Thru	Left	Right	Thru	Left	Right	Thru	Left	North	East	South	West	Veh	Peds
4:00 PM	6	65	9	7	16	3	6	92	2	0	16	1	2	3	4	1	223	10
4:05 PM	2	36	6	10	14	5	6	80	5	2	18	9	1	0	4	0	193	5
4:10 PM	7	64	2	7	7	2	4	86	3	3	20	3	1	9	4	2	208	16
4:15 PM	2	65	3	9	13	7	7	82	4	5	32	6	0	1	4	0	235	5
4:20 PM	1	81	5	7	11	3	8	108	3	2	17	3	0	4	0	2	249	6
4:25 PM	4	50	5	11	12	4	6	80	6	5	28	3	0	1	5	0	214	6
4:30 PM	2	67	5	2	19	4	4	94	5	2	29	4	0	6	10	1	237	17
4:35 PM	4	57	5	3	7	8	5	106	3	5	19	1	3	3	2	1	223	9
4:40 PM	3	56	4	4	19	6	4	61	4	6	27	1	3	4	5	3	195	15
4:45 PM	8	73	7	8	10	4	3	125	9	9	16	1	2	3	3	0	273	8
4:50 PM	4	57	9	8	14	7	3	68	7	3	21	7	4	1	1	1	208	7
4:55 PM	4	74	5	4	12	2	6	91	5	3	21	5	2	5	5	0	232	12
5:00 PM	4	60	8	5	17	5	3	91	8	2	18	4	1	2	3	0	225	6
5:05 PM	1	54	13	5	19	3	12	86	5	2	27	4	0	10	3	1	231	14
5:10 PM	3	72	9	7	14	4	3	109	11	1	13	4	0	1	2	1	250	4
5:15 PM	3	67	9	7	16	3	9	70	10	3	23	4	1	0	3	0	224	4
5:20 PM	2	74	5	3	6	3	5	103	4	7	20	4	2	3	2	1	241	8
5:25 PM	3	60	11	13	21	2	7	82	13	4	28	6	2	3	0	0	250	5
5:30 PM	3	67	11	9	7	3	9	99	9	3	28	3	2	5	6	4	251	17
5:35 PM	4	70	14	9	19	3	3	84	11	4	27	3	4	4	1	0	251	9
5:40 PM	3	52	8	8	16	4	7	100	3	12	24	2	1	2	2	0	239	5
5:45 PM	3	72	3	7	15	2	7	96	6	4	20	5	2	3	4	1	240	10
5:50 PM	2	48	9	2	20	4	10	88	3	7	26	2	1	7	1	2	221	11
5:55 PM	2	56	5	3	14	3	5	96	6	4	17	1	0	4	2	0	212	6
HOURLY TOTALS	Southbound			Westbound			Northbound			Eastbound			Pedestrians By Approach				TOTAL	
4:00 PM	47	745	65	80	154	55	62	1073	56	45	264	44	18	40	47	11	2690	116
4:15 PM	40	766	78	73	167	57	64	1101	70	45	268	43	15	41	43	10	2772	109
4:30 PM	41	771	90	69	174	51	69	1086	84	47	262	45	20	41	39	9	2789	109
4:45 PM	42	780	109	86	171	43	75	1108	95	53	266	47	21	39	31	8	2875	99
5:00 PM	33	752	105	78	184	39	85	1104	89	53	271	42	16	44	29	10	2835	99

INTERSECTION: *NE MLK Jr Blvd--NE Alberta St--*
 PROJECT ID#: _____
 QC JOB #: 10247162

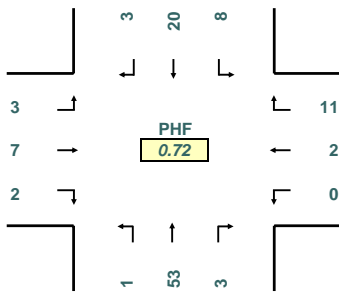
START TIME: 4:00 PM
 END TIME: 6:00 PM
 DATE: 4/11/2007



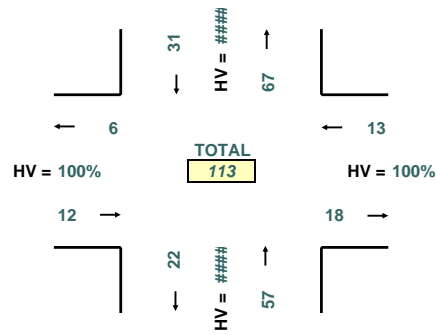
16285 SW 85th Avenue, Ste. 302
 Tigard, OR 97224
 Phone: 503-620-4242
 Fax: 503 620-4545

www.qualitycounts.net

PEAK HOUR TURNING MOVEMENTS



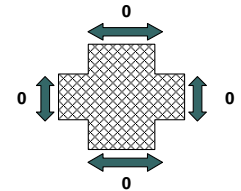
PEAK HOUR LINK VOLUMES



PEAK HOUR: 4:00 PM TO 5:00 PM

PEAK 15 MINUTES: 4:00 PM TO 4:15 PM

PEAK HOUR PED CROSSING VOLUMES



5-MINUTE COUNT PERIOD BEGINNING AT	NE MLK Jr Blvd-- (Southbound)			NE Alberta St-- (Westbound)			NE MLK Jr Blvd-- (Northbound)			NE Alberta St-- (Eastbound)			Crosswalk Usage (Peds By Approach)				TOTAL	
	Right	Thru	Left	Right	Thru	Left	Right	Thru	Left	Right	Thru	Left	North	East	South	West	Veh	Peds
4:00 PM	1	4	0	1	0	0	0	3	0	0	0	1	0	0	0	0	10	0
4:05 PM	0	0	2	0	1	0	1	6	0	0	2	0	0	0	0	0	12	0
4:10 PM	1	5	0	2	0	0	0	9	0	0	0	0	0	0	0	0	17	0
4:15 PM	0	2	1	0	0	0	1	6	0	0	1	0	0	0	0	0	11	0
4:20 PM	0	1	0	1	1	0	1	2	0	0	1	0	0	0	0	0	7	0
4:25 PM	0	3	1	1	0	0	0	2	0	1	1	0	0	0	0	0	9	0
4:30 PM	0	1	1	1	0	0	0	4	0	0	0	0	0	0	0	0	7	0
4:35 PM	0	2	0	3	0	0	0	7	1	1	0	0	0	0	0	0	14	0
4:40 PM	0	0	1	0	0	0	0	3	0	0	1	1	0	0	0	0	6	0
4:45 PM	0	1	0	1	0	0	0	5	0	0	0	1	0	0	0	0	8	0
4:50 PM	1	0	2	1	0	0	0	4	0	0	0	0	0	0	0	0	8	0
4:55 PM	0	1	0	0	0	0	0	2	0	0	1	0	0	0	0	0	4	0
5:00 PM	0	2	1	0	0	0	0	3	0	0	0	0	0	0	0	0	6	0
5:05 PM	0	1	0	2	0	0	0	1	0	0	0	0	0	0	0	0	4	0
5:10 PM	0	0	2	0	0	0	0	4	1	0	0	0	0	0	0	0	7	0
5:15 PM	0	2	0	1	0	0	0	1	0	0	0	0	0	0	0	0	4	0
5:20 PM	0	1	1	1	0	0	0	2	1	0	0	0	0	0	0	0	6	0
5:25 PM	0	0	0	0	0	0	0	3	0	0	0	0	0	0	0	0	3	0
5:30 PM	0	2	1	1	0	0	0	3	0	0	0	0	0	0	0	0	7	0
5:35 PM	0	2	0	0	0	0	0	5	0	0	0	0	0	0	0	0	7	0
5:40 PM	0	2	0	1	0	0	0	1	0	0	0	0	0	0	0	0	4	0
5:45 PM	0	1	1	0	0	0	0	2	1	0	0	0	0	0	0	0	5	0
5:50 PM	0	0	0	1	0	0	0	3	0	0	0	0	0	0	0	0	4	0
5:55 PM	0	1	1	1	0	0	2	4	0	0	0	0	0	0	0	0	9	0
HOURLY TOTALS	Southbound			Westbound			Northbound			Eastbound			Pedestrians By Approach				TOTAL	
4:00 PM	3	20	8	11	2	0	3	53	1	2	7	3	0	0	0	0	113	0
4:15 PM	1	14	9	10	1	0	2	43	2	2	5	2	0	0	0	0	91	0
4:30 PM	1	11	8	10	0	0	0	39	3	1	2	2	0	0	0	0	77	0
4:45 PM	1	14	7	8	0	0	0	34	2	0	1	1	0	0	0	0	68	0
5:00 PM	0	14	7	8	0	0	2	32	3	0	0	0	0	0	0	0	66	0

INTERSECTION: *N Greeley Ave--N Killingsworth St--*
 PROJECT ID#:
 QC JOB #: 10247147

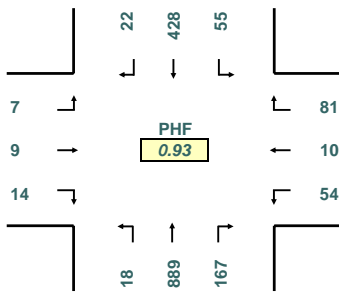
START TIME: 4:00 PM
 END TIME: 6:00 PM
 DATE: 4/11/2007



16285 SW 85th Avenue, Ste. 302
 Tigard, OR 97224
 Phone: 503-620-4242
 Fax: 503 620-4545

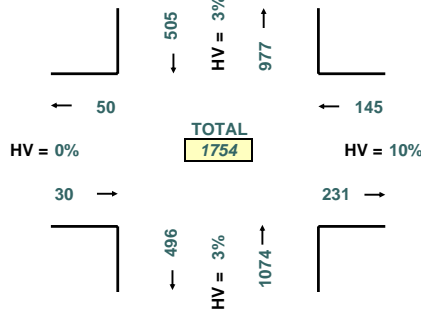
www.qualitycounts.net

PEAK HOUR TURNING MOVEMENTS



PHF
 0.93

PEAK HOUR LINK VOLUMES

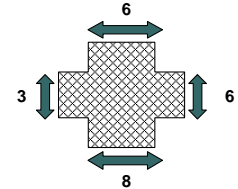


TOTAL
 1754

PEAK HOUR: 4:00 PM TO 5:00 PM

PEAK 15 MINUTES: 4:30 PM TO 4:45 PM

PEAK HOUR PED CROSSING VOLUMES



5-MINUTE COUNT PERIOD BEGINNING AT	N Greeley Ave-- (Southbound)			N Killingsworth St-- (Westbound)			N Greeley Ave-- (Northbound)			N Killingsworth St-- (Eastbound)			Crosswalk Usage (Peds By Approach)				TOTAL	
	Right	Thru	Left	Right	Thru	Left	Right	Thru	Left	Right	Thru	Left	North	East	South	West	Veh	Peds
4:00 PM	0	30	6	6	0	7	13	74	0	0	0	0	1	2	0	0	136	3
4:05 PM	0	31	2	10	1	2	24	71	1	1	0	1	0	1	2	0	144	3
4:10 PM	3	41	2	4	0	8	13	89	1	2	0	0	1	0	1	0	163	2
4:15 PM	2	31	5	7	1	4	14	62	0	0	3	0	0	0	1	1	129	2
4:20 PM	1	34	4	3	1	4	14	73	0	0	1	0	2	0	0	1	135	3
4:25 PM	2	27	9	7	1	4	12	76	3	3	1	1	0	0	2	0	146	2
4:30 PM	3	36	9	10	1	5	6	81	4	1	0	0	0	0	2	1	156	3
4:35 PM	3	37	4	4	0	4	15	83	1	1	1	1	1	0	0	0	154	1
4:40 PM	5	44	3	8	1	3	13	82	0	1	0	1	0	0	0	0	161	0
4:45 PM	1	50	3	11	2	9	13	60	3	4	1	3	0	2	0	0	160	2
4:50 PM	1	35	1	7	2	0	14	66	2	0	1	0	1	1	0	0	129	2
4:55 PM	1	32	7	4	0	4	16	72	3	1	1	0	0	0	0	0	141	0
5:00 PM	1	44	6	11	2	3	11	60	0	1	2	0	0	0	1	0	141	1
5:05 PM	2	48	3	13	1	3	16	57	3	1	0	2	4	0	0	1	149	5
5:10 PM	0	43	4	3	0	5	18	70	5	0	3	1	1	0	1	0	152	2
5:15 PM	1	35	7	3	3	6	11	67	4	0	1	1	0	0	1	0	139	1
5:20 PM	0	38	4	9	3	3	12	52	6	2	1	0	0	1	0	0	130	1
5:25 PM	1	26	4	9	1	4	10	73	4	4	2	1	1	0	0	0	139	1
5:30 PM	0	37	0	7	1	7	8	75	4	2	1	0	0	0	1	0	142	1
5:35 PM	0	31	4	7	1	6	14	72	2	0	4	0	0	0	3	1	141	4
5:40 PM	0	35	3	8	1	3	14	65	3	0	2	0	0	0	1	0	134	1
5:45 PM	1	31	3	5	2	1	6	71	4	1	0	1	0	0	2	0	126	2
5:50 PM	1	33	3	10	1	4	13	50	3	0	2	0	0	0	2	2	120	4
5:55 PM	1	34	4	8	1	3	9	62	4	0	0	1	0	0	0	0	127	0
HOURLY TOTALS	Southbound			Westbound			Northbound			Eastbound			Pedestrians By Approach				TOTAL	
	Right	Thru	Left	Right	Thru	Left	Right	Thru	Left	Right	Thru	Left	North	East	South	West	Veh	Peds
4:00 PM	22	428	55	81	10	54	167	889	18	14	9	7	6	6	8	3	1754	23
4:15 PM	22	461	58	88	12	48	162	842	24	13	14	9	9	3	7	4	1753	23
4:30 PM	19	468	55	92	16	49	155	823	35	16	13	10	8	4	5	2	1751	19
4:45 PM	8	454	46	92	17	53	157	789	39	15	19	8	7	4	8	2	1697	21
5:00 PM	8	435	45	93	17	48	142	774	42	11	18	7	6	1	12	4	1640	23

INTERSECTION: *N Greeley Ave--N Killingsworth St--*
 PROJECT ID#: _____
 QC JOB #: 10247147

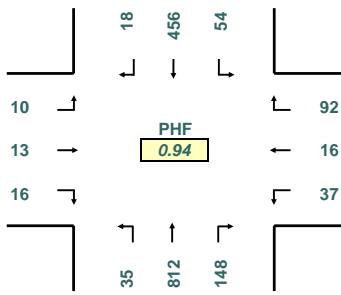
START TIME: 4:00 PM
 END TIME: 6:00 PM
 DATE: 4/11/2007



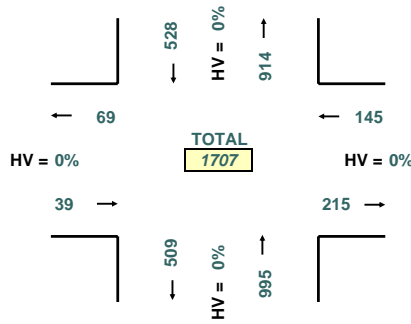
16285 SW 85th Avenue, Ste. 302
 Tigard, OR 97224
 Phone: 503-620-4242
 Fax: 503 620-4545

www.qualitycounts.net

PEAK HOUR TURNING MOVEMENTS



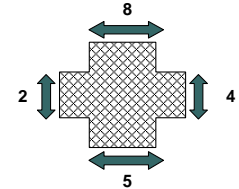
PEAK HOUR LINK VOLUMES



PEAK HOUR: 4:30 PM TO 5:30 PM

PEAK 15 MINUTES: 4:30 PM TO 4:45 PM

PEAK HOUR PED CROSSING VOLUMES



5-MINUTE COUNT PERIOD BEGINNING AT	N Greeley Ave-- (Southbound)			N Killingsworth St-- (Westbound)			N Greeley Ave-- (Northbound)			N Killingsworth St-- (Eastbound)			Crosswalk Usage (Peds By Approach)				TOTAL	
	Right	Thru	Left	Right	Thru	Left	Right	Thru	Left	Right	Thru	Left	North	East	South	West	Veh	Peds
4:00 PM	0	29	6	6	0	4	11	74	0	0	0	0	1	2	0	0	130	3
4:05 PM	0	31	2	9	1	1	23	69	1	1	0	1	0	1	2	0	139	3
4:10 PM	3	40	2	4	0	7	12	88	1	2	0	0	1	0	1	0	159	2
4:15 PM	2	30	5	7	1	4	13	59	0	0	3	0	0	0	1	1	124	2
4:20 PM	1	33	4	3	1	2	13	72	0	0	1	0	2	0	0	1	130	3
4:25 PM	2	26	8	7	1	4	12	70	2	3	1	1	0	0	2	0	137	2
4:30 PM	2	35	9	10	1	4	5	77	4	1	0	0	0	0	2	1	148	3
4:35 PM	3	36	4	4	0	3	14	82	1	1	1	1	1	0	0	0	150	1
4:40 PM	5	41	3	8	1	2	12	81	0	1	0	1	0	0	0	0	155	0
4:45 PM	1	49	3	11	2	6	13	60	3	4	1	3	0	2	0	0	156	2
4:50 PM	1	34	1	7	2	0	13	66	2	0	1	0	1	1	0	0	127	2
4:55 PM	1	32	7	4	0	3	16	72	3	1	1	0	0	0	0	0	140	0
5:00 PM	1	42	6	11	2	2	10	58	0	1	2	0	0	0	1	0	135	1
5:05 PM	2	46	2	13	1	2	16	56	3	1	0	2	4	0	0	1	144	5
5:10 PM	0	43	4	3	0	5	17	69	5	0	3	1	1	0	1	0	150	2
5:15 PM	1	35	7	3	3	4	11	67	4	0	1	1	0	0	1	0	137	1
5:20 PM	0	38	4	9	3	3	11	51	6	2	1	0	0	1	0	0	128	1
5:25 PM	1	25	4	9	1	3	10	73	4	4	2	1	1	0	0	0	137	1
5:30 PM	0	35	0	7	1	6	8	74	4	2	1	0	0	0	1	0	138	1
5:35 PM	0	31	4	7	1	6	13	71	2	0	4	0	0	0	3	1	139	4
5:40 PM	0	34	3	8	1	2	13	65	3	0	2	0	0	0	1	0	131	1
5:45 PM	1	31	3	5	2	1	6	68	4	1	0	1	0	0	2	0	123	2
5:50 PM	1	33	3	10	1	3	13	50	3	0	2	0	0	0	2	2	119	4
5:55 PM	1	32	4	8	1	3	8	60	4	0	0	1	0	0	0	0	122	0
HOURLY TOTALS	Southbound			Westbound			Northbound			Eastbound			Pedestrians By Approach				TOTAL	
	Right	Thru	Left	Right	Thru	Left	Right	Thru	Left	Right	Thru	Left	North	East	South	West	Veh	Peds
4:00 PM	21	416	54	80	10	40	157	870	17	14	9	7	6	6	8	3	1695	23
4:15 PM	21	447	56	88	12	37	154	822	23	13	14	9	9	3	7	4	1696	23
4:30 PM	18	456	54	92	16	37	148	812	35	16	13	10	8	4	5	2	1707	19
4:45 PM	8	444	45	92	17	42	151	782	39	15	19	8	7	4	8	2	1662	21
5:00 PM	8	425	44	93	17	40	136	762	42	11	18	7	6	1	12	4	1603	23

INTERSECTION: *N Greeley Ave--N Killingsworth St--*
 PROJECT ID#:
 QC JOB #: 10247147

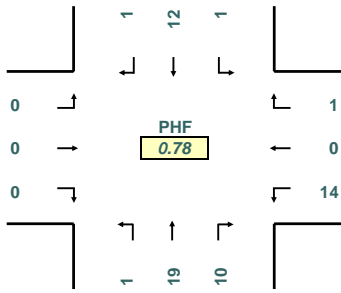
START TIME: 4:00 PM
 END TIME: 6:00 PM
 DATE: 4/11/2007



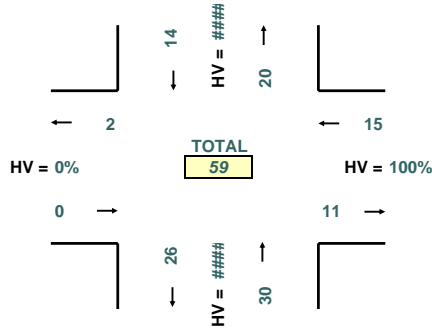
16285 SW 85th Avenue, Ste. 302
 Tigard, OR 97224
 Phone: 503-620-4242
 Fax: 503 620-4545

www.qualitycounts.net

PEAK HOUR TURNING MOVEMENTS



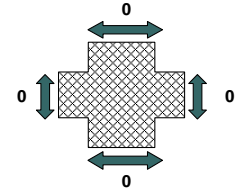
PEAK HOUR LINK VOLUMES



PEAK HOUR: 4:00 PM TO 5:00 PM

PEAK 15 MINUTES: 4:15 PM TO 4:30 PM

PEAK HOUR PED CROSSING VOLUMES



5-MINUTE COUNT PERIOD BEGINNING AT	<i>N Greeley Ave-- (Southbound)</i>			<i>N Killingsworth St-- (Westbound)</i>			<i>N Greeley Ave-- (Northbound)</i>			<i>N Killingsworth St-- (Eastbound)</i>			Crosswalk Usage (Peds By Approach)				TOTAL	
	Right	Thru	Left	Right	Thru	Left	Right	Thru	Left	Right	Thru	Left	North	East	South	West	Veh	Peds
4:00 PM	0	1	0	0	0	3	2	0	0	0	0	0	0	0	0	0	6	0
4:05 PM	0	0	0	1	0	1	1	2	0	0	0	0	0	0	0	0	5	0
4:10 PM	0	1	0	0	0	1	1	1	0	0	0	0	0	0	0	0	4	0
4:15 PM	0	1	0	0	0	0	1	3	0	0	0	0	0	0	0	0	5	0
4:20 PM	0	1	0	0	0	2	1	1	0	0	0	0	0	0	0	0	5	0
4:25 PM	0	1	1	0	0	0	0	6	1	0	0	0	0	0	0	9	0	
4:30 PM	1	1	0	0	0	1	1	4	0	0	0	0	0	0	0	8	0	
4:35 PM	0	1	0	0	0	1	1	1	0	0	0	0	0	0	0	4	0	
4:40 PM	0	3	0	0	0	1	1	1	0	0	0	0	0	0	0	6	0	
4:45 PM	0	1	0	0	0	3	0	0	0	0	0	0	0	0	0	4	0	
4:50 PM	0	1	0	0	0	0	1	0	0	0	0	0	0	0	0	2	0	
4:55 PM	0	0	0	0	0	1	0	0	0	0	0	0	0	0	0	1	0	
5:00 PM	0	2	0	0	0	1	1	2	0	0	0	0	0	0	0	6	0	
5:05 PM	0	2	1	0	0	1	0	1	0	0	0	0	0	0	0	5	0	
5:10 PM	0	0	0	0	0	0	1	1	0	0	0	0	0	0	0	2	0	
5:15 PM	0	0	0	0	0	2	0	0	0	0	0	0	0	0	0	2	0	
5:20 PM	0	0	0	0	0	0	1	1	0	0	0	0	0	0	0	2	0	
5:25 PM	0	1	0	0	0	1	0	0	0	0	0	0	0	0	0	2	0	
5:30 PM	0	2	0	0	0	1	0	1	0	0	0	0	0	0	0	4	0	
5:35 PM	0	0	0	0	0	0	1	1	0	0	0	0	0	0	0	2	0	
5:40 PM	0	1	0	0	0	1	1	0	0	0	0	0	0	0	0	3	0	
5:45 PM	0	0	0	0	0	0	0	3	0	0	0	0	0	0	0	3	0	
5:50 PM	0	0	0	0	0	1	0	0	0	0	0	0	0	0	0	1	0	
5:55 PM	0	2	0	0	0	0	1	2	0	0	0	0	0	0	0	5	0	
HOURLY TOTALS	Southbound			Westbound			Northbound			Eastbound			Pedestrians By Approach				TOTAL	
4:00 PM	1	12	1	1	0	14	10	19	1	0	0	0	0	0	0	0	59	0
4:15 PM	1	14	2	0	0	11	8	20	1	0	0	0	0	0	0	0	57	0
4:30 PM	1	12	1	0	0	12	7	11	0	0	0	0	0	0	0	0	44	0
4:45 PM	0	10	1	0	0	11	6	7	0	0	0	0	0	0	0	0	35	0
5:00 PM	0	10	1	0	0	8	6	12	0	0	0	0	0	0	0	0	37	0

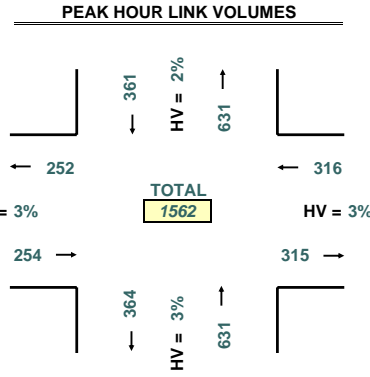
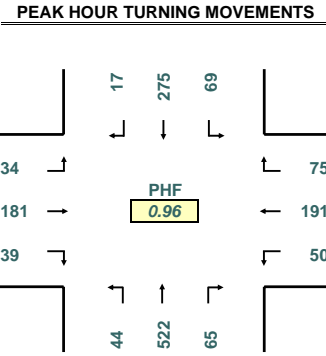
INTERSECTION: *N Interstate Ave--N Killingsworth St--*
 PROJECT ID#:
 QC JOB #: 10247148

START TIME: 4:00 PM
 END TIME: 6:00 PM
 DATE: 4/11/2007



16285 SW 85th Avenue, Ste. 302
 Tigard, OR 97224
 Phone: 503-620-4242
 Fax: 503 620-4545

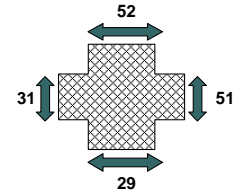
www.qualitycounts.net



PEAK HOUR: 4:45 PM TO 5:45 PM

PEAK 15 MINUTES: 5:30 PM TO 5:45 PM

PEAK HOUR PED CROSSING VOLUMES



5-MINUTE COUNT PERIOD	<i>N Interstate Ave-- (Southbound)</i>			<i>N Killingsworth St-- (Westbound)</i>			<i>N Interstate Ave-- (Northbound)</i>			<i>N Killingsworth St-- (Eastbound)</i>			Crosswalk Usage (Peds By Approach)				TOTAL	
	Right	Thru	Left	Right	Thru	Left	Right	Thru	Left	Right	Thru	Left	North	East	South	West	Veh	Peds
4:00 PM	1	15	3	7	11	3	5	40	3	0	9	2	11	4	3	5	99	23
4:05 PM	0	19	3	13	8	0	7	50	2	3	21	1	0	0	8	2	127	10
4:10 PM	0	16	2	9	14	4	3	49	1	6	15	4	2	7	6	4	123	19
4:15 PM	1	11	3	3	11	10	5	35	2	2	12	3	9	0	0	9	98	18
4:20 PM	1	26	4	7	8	1	5	59	2	3	16	3	4	4	5	3	135	16
4:25 PM	4	21	5	11	8	7	4	36	1	4	15	4	15	11	1	4	120	31
4:30 PM	1	19	0	10	6	5	9	50	1	3	12	3	3	8	6	6	119	23
4:35 PM	0	17	6	6	16	8	5	45	2	4	16	4	1	1	9	1	129	12
4:40 PM	1	24	8	6	17	3	5	37	3	1	9	0	10	3	4	5	114	22
4:45 PM	0	15	4	8	10	4	14	42	6	5	13	5	4	4	4	0	126	12
4:50 PM	2	19	4	3	15	6	6	49	2	1	16	2	6	3	5	2	125	16
4:55 PM	2	22	7	4	12	6	5	50	4	4	19	1	8	7	0	2	136	17
5:00 PM	2	16	1	9	23	3	0	41	5	5	18	5	3	6	5	8	128	22
5:05 PM	1	25	3	9	9	3	7	48	5	3	14	2	0	5	0	2	129	7
5:10 PM	2	22	5	4	17	3	8	35	1	5	16	1	5	6	3	1	119	15
5:15 PM	1	28	7	10	16	4	8	36	5	3	13	1	4	2	0	1	132	7
5:20 PM	2	30	7	8	17	2	5	47	2	3	10	3	8	6	1	5	136	20
5:25 PM	1	29	9	4	18	6	1	32	2	1	17	4	0	3	3	3	124	9
5:30 PM	2	35	9	6	21	5	3	54	5	2	13	1	7	4	2	4	156	17
5:35 PM	0	14	10	7	11	4	2	43	2	6	15	5	0	2	6	2	119	10
5:40 PM	2	20	3	3	22	4	6	45	5	1	17	4	7	3	0	1	132	11
5:45 PM	1	21	0	5	14	3	4	54	3	5	12	0	1	8	2	2	122	13
5:50 PM	1	16	7	5	17	3	3	49	3	2	9	3	3	0	15	1	118	19
5:55 PM	0	22	7	6	13	3	6	47	1	1	15	6	12	6	6	4	127	28
HOURLY TOTALS	Southbound			Westbound			Northbound			Eastbound			Pedestrians By Approach				TOTAL	
4:00 PM	13	224	49	87	136	57	73	542	29	36	173	32	73	52	51	43	1451	219
4:15 PM	17	237	50	80	152	59	73	527	34	40	176	33	68	58	42	43	1478	211
4:30 PM	15	266	61	81	176	53	73	512	38	38	173	31	52	54	40	36	1517	182
4:45 PM	17	275	69	75	191	50	65	522	44	39	181	34	52	51	29	31	1562	163
5:00 PM	15	278	68	76	198	43	53	531	39	37	169	35	50	51	43	34	1542	178

INTERSECTION: *N Interstate Ave--N Killingsworth St--*
 PROJECT ID#: _____
 QC JOB #: *10247148*

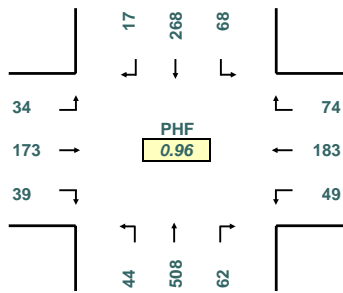
START TIME: *4:00 PM*
 END TIME: *6:00 PM*
 DATE: *4/11/2007*



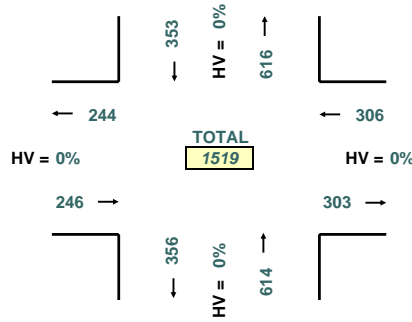
16285 SW 85th Avenue, Ste. 302
 Tigard, OR 97224
 Phone: 503-620-4242
 Fax: 503 620-4545

www.qualitycounts.net

PEAK HOUR TURNING MOVEMENTS



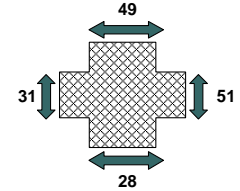
PEAK HOUR LINK VOLUMES



PEAK HOUR: **4:45 PM TO 5:45 PM**

PEAK 15 MINUTES: **5:30 PM TO 5:45 PM**

PEAK HOUR PED CROSSING VOLUMES



5-MINUTE COUNT PERIOD BEGINNING AT	<i>N Interstate Ave--</i> (Southbound)			<i>N Killingsworth St--</i> (Westbound)			<i>N Interstate Ave--</i> (Northbound)			<i>N Killingsworth St--</i> (Eastbound)			Crosswalk Usage (Peds By Approach)				TOTAL	
	Right	Thru	Left	Right	Thru	Left	Right	Thru	Left	Right	Thru	Left	North	East	South	West	Veh	Peds
4:00 PM	1	15	3	7	8	2	5	36	3	0	9	2	11	4	3	5	91	23
4:05 PM	0	19	3	12	8	0	7	47	2	3	19	1	0	0	8	2	121	10
4:10 PM	0	16	2	9	12	4	3	48	1	6	15	4	2	7	6	4	120	19
4:15 PM	1	11	3	3	10	10	5	34	2	2	11	3	9	0	0	8	95	17
4:20 PM	1	24	4	7	7	1	5	55	2	3	15	3	4	4	5	3	127	16
4:25 PM	4	21	5	11	8	7	4	36	1	4	14	4	15	11	1	4	119	31
4:30 PM	1	17	0	10	5	5	9	45	1	3	10	3	3	8	6	6	109	23
4:35 PM	0	17	6	6	15	8	5	45	2	4	14	4	1	1	8	1	126	11
4:40 PM	1	23	7	6	15	3	5	36	3	0	9	0	9	3	4	5	108	21
4:45 PM	0	15	4	8	9	4	12	42	6	5	12	5	3	4	4	0	122	11
4:50 PM	2	18	4	3	14	6	6	47	2	1	16	2	6	3	5	2	121	16
4:55 PM	2	20	7	3	12	6	5	49	4	4	17	1	8	7	0	2	130	17
5:00 PM	2	14	1	9	22	3	0	40	5	5	18	5	3	6	5	8	124	22
5:05 PM	1	25	2	9	9	3	7	46	5	3	12	2	0	5	0	2	124	7
5:10 PM	2	22	5	4	16	3	8	35	1	5	15	1	5	6	2	1	117	14
5:15 PM	1	28	7	10	15	4	8	35	5	3	13	1	4	2	0	1	130	7
5:20 PM	2	30	7	8	17	2	5	45	2	3	9	3	7	6	1	5	133	19
5:25 PM	1	28	9	4	17	6	0	32	2	1	17	4	0	3	3	3	121	9
5:30 PM	2	34	9	6	20	5	3	53	5	2	13	1	6	4	2	4	153	16
5:35 PM	0	14	10	7	11	3	2	42	2	6	14	5	0	2	6	2	116	10
5:40 PM	2	20	3	3	21	4	6	42	5	1	17	4	7	3	0	1	128	11
5:45 PM	1	21	0	5	14	3	4	53	3	5	11	0	0	8	2	2	120	12
5:50 PM	1	15	7	5	16	3	3	49	3	2	9	3	3	0	14	1	116	18
5:55 PM	0	22	7	6	13	3	6	46	1	1	14	6	11	6	6	4	125	27
HOURLY TOTALS	Southbound			Westbound			Northbound			Eastbound			Pedestrians By Approach				TOTAL	
4:00 PM	13	216	48	85	123	56	71	520	29	35	161	32	71	52	50	42	1389	215
4:15 PM	17	227	48	79	142	59	71	510	34	39	163	33	66	58	40	42	1422	206
4:30 PM	15	257	59	80	166	53	70	497	38	37	162	31	49	54	38	36	1465	177
4:45 PM	17	268	68	74	183	49	62	508	44	39	173	34	49	51	28	31	1519	159
5:00 PM	15	273	67	76	191	42	52	518	39	37	162	35	46	51	41	34	1507	172

INTERSECTION: *N Interstate Ave--N Killingsworth St--*
 PROJECT ID#:
 QC JOB #: 10247148

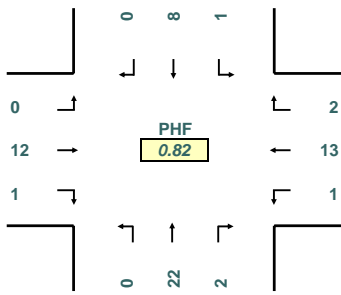
START TIME: 4:00 PM
 END TIME: 6:00 PM
 DATE: 4/11/2007



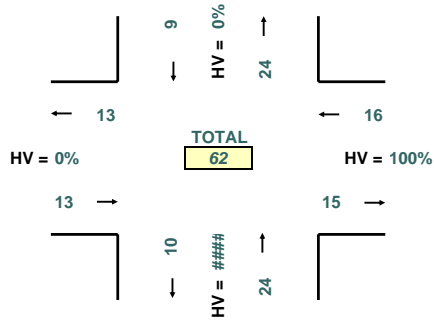
16285 SW 85th Avenue, Ste. 302
 Tigard, OR 97224
 Phone: 503-620-4242
 Fax: 503 620-4545

www.qualitycounts.net

PEAK HOUR TURNING MOVEMENTS



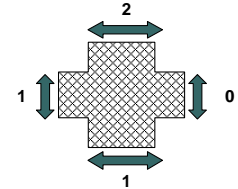
PEAK HOUR LINK VOLUMES



PEAK HOUR: 4:00 PM TO 5:00 PM

PEAK 15 MINUTES: 4:30 PM TO 4:45 PM

PEAK HOUR PED CROSSING VOLUMES



5-MINUTE COUNT PERIOD BEGINNING AT	<i>N Interstate Ave-- (Southbound)</i>			<i>N Killingsworth St-- (Westbound)</i>			<i>N Interstate Ave-- (Northbound)</i>			<i>N Killingsworth St-- (Eastbound)</i>			Crosswalk Usage (Peds By Approach)				TOTAL	
	Right	Thru	Left	Right	Thru	Left	Right	Thru	Left	Right	Thru	Left	North	East	South	West	Veh	Peds
4:00 PM	0	0	0	0	3	1	0	4	0	0	0	0	0	0	0	0	8	0
4:05 PM	0	0	0	1	0	0	0	3	0	0	2	0	0	0	0	0	6	0
4:10 PM	0	0	0	0	2	0	0	1	0	0	0	0	0	0	0	0	3	0
4:15 PM	0	0	0	0	1	0	0	1	0	0	1	0	0	0	0	1	3	1
4:20 PM	0	2	0	0	1	0	0	4	0	0	1	0	0	0	0	0	8	0
4:25 PM	0	0	0	0	0	0	0	0	0	0	1	0	0	0	0	0	1	0
4:30 PM	0	2	0	0	1	0	0	5	0	0	2	0	0	0	0	0	10	0
4:35 PM	0	0	0	0	1	0	0	0	0	0	2	0	0	0	1	0	3	1
4:40 PM	0	1	1	0	2	0	0	1	0	1	0	0	1	0	0	0	6	1
4:45 PM	0	0	0	0	1	0	2	0	0	1	0	1	0	0	0	0	4	1
4:50 PM	0	1	0	0	1	0	0	2	0	0	0	0	0	0	0	0	4	0
4:55 PM	0	2	0	1	0	0	0	1	0	0	2	0	0	0	0	0	6	0
5:00 PM	0	2	0	0	1	0	0	1	0	0	0	0	0	0	0	0	4	0
5:05 PM	0	0	1	0	0	0	0	2	0	0	2	0	0	0	0	0	5	0
5:10 PM	0	0	0	0	1	0	0	0	0	0	1	0	0	0	1	0	2	1
5:15 PM	0	0	0	0	1	0	0	1	0	0	0	0	0	0	0	0	2	0
5:20 PM	0	0	0	0	0	0	0	2	0	0	1	0	1	0	0	0	3	1
5:25 PM	0	1	0	0	1	0	1	0	0	0	0	0	0	0	0	0	3	0
5:30 PM	0	1	0	0	1	0	0	1	0	0	0	0	1	0	0	0	3	1
5:35 PM	0	0	0	0	0	1	0	1	0	0	1	0	0	0	0	0	3	0
5:40 PM	0	0	0	0	1	0	0	3	0	0	0	0	0	0	0	0	4	0
5:45 PM	0	0	0	0	0	0	0	1	0	0	1	0	1	0	0	0	2	1
5:50 PM	0	1	0	0	1	0	0	0	0	0	0	0	0	0	1	0	2	1
5:55 PM	0	0	0	0	0	0	0	1	0	0	1	0	1	0	0	0	2	1
HOURLY TOTALS	Southbound			Westbound			Northbound			Eastbound			Pedestrians By Approach				TOTAL	
4:00 PM	0	8	1	2	13	1	2	22	0	1	12	0	2	0	1	1	62	4
4:15 PM	0	10	2	1	10	0	2	17	0	1	13	0	2	0	2	1	56	5
4:30 PM	0	9	2	1	10	0	3	15	0	1	11	0	3	0	2	0	52	5
4:45 PM	0	7	1	1	8	1	3	14	0	0	8	0	3	0	1	0	43	4
5:00 PM	0	5	1	0	7	1	1	13	0	0	7	0	4	0	2	0	35	6

INTERSECTION: NE MLK Jr Blvd--NE Killingsworth St--
PROJECT ID#:
QC JOB #: 10247163

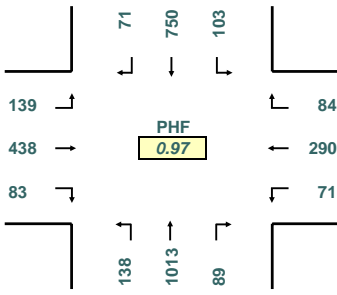
START TIME: 4:00 PM
END TIME: 6:00 PM
DATE: 4/11/2007



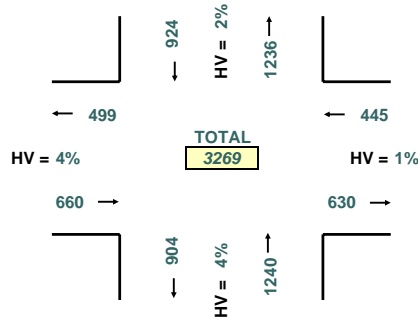
16285 SW 85th Avenue, Ste. 302
 Tigard, OR 97224
 Phone: 503-620-4242
 Fax: 503 620-4545

www.qualitycounts.net

PEAK HOUR TURNING MOVEMENTS



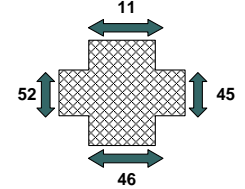
PEAK HOUR LINK VOLUMES



PEAK HOUR: 4:45 PM TO 5:45 PM

PEAK 15 MINUTES: 5:30 PM TO 5:45 PM

PEAK HOUR PED CROSSING VOLUMES



5-MINUTE COUNT PERIOD BEGINNING AT	NE MLK Jr Blvd-- (Southbound)			NE Killingsworth St-- (Westbound)			NE MLK Jr Blvd-- (Northbound)			NE Killingsworth St-- (Eastbound)			Crosswalk Usage (Peds By Approach)				TOTAL	
	Right	Thru	Left	Right	Thru	Left	Right	Thru	Left	Right	Thru	Left	North	East	South	West	Veh	Peds
4:00 PM	10	55	6	12	26	5	13	70	11	8	41	15	0	2	1	3	272	6
4:05 PM	3	48	13	6	20	3	11	83	8	8	37	12	0	1	2	13	252	16
4:10 PM	6	52	8	4	24	9	8	80	9	4	31	14	0	1	3	2	249	6
4:15 PM	9	69	6	6	17	5	3	98	9	8	28	8	0	6	2	4	266	12
4:20 PM	6	59	9	6	26	8	5	93	7	8	30	10	3	3	4	2	267	12
4:25 PM	6	55	8	15	20	2	6	81	9	5	44	16	0	1	9	4	267	14
4:30 PM	10	64	14	2	25	5	7	79	11	8	33	16	0	6	6	2	274	14
4:35 PM	11	48	5	12	27	8	10	80	6	3	41	12	0	3	4	6	263	13
4:40 PM	15	68	12	6	17	6	6	96	8	3	32	10	1	6	5	3	279	15
4:45 PM	6	54	11	11	23	6	5	74	8	7	36	8	1	1	1	4	249	7
4:50 PM	8	82	9	9	28	1	6	93	8	4	32	7	1	7	4	6	287	18
4:55 PM	5	56	11	8	25	7	11	72	16	9	38	12	0	6	4	5	270	15
5:00 PM	6	58	9	11	27	5	7	78	8	10	40	13	0	9	3	2	272	14
5:05 PM	4	52	11	8	18	6	9	87	13	8	31	17	3	1	1	4	264	9
5:10 PM	5	52	4	3	27	9	9	79	9	9	43	14	3	3	6	3	263	15
5:15 PM	4	80	11	6	17	6	10	96	11	7	31	12	1	1	3	5	291	10
5:20 PM	5	54	7	9	26	4	12	80	16	7	44	13	1	7	6	2	277	16
5:25 PM	5	69	6	4	28	4	5	76	7	4	36	8	0	3	5	1	252	9
5:30 PM	7	62	12	2	22	10	5	79	17	6	39	13	0	4	4	7	274	15
5:35 PM	5	69	7	6	25	6	5	89	10	6	38	13	1	3	5	6	279	15
5:40 PM	11	62	5	7	24	7	5	110	15	6	30	9	0	0	4	7	291	11
5:45 PM	5	60	12	7	32	6	7	64	15	3	23	11	1	10	7	2	245	20
5:50 PM	6	50	10	5	23	5	11	95	11	7	32	7	0	4	4	4	262	12
5:55 PM	6	46	9	3	32	3	11	76	16	6	47	19	0	0	2	1	274	3
HOURLY TOTALS	Southbound			Westbound			Northbound			Eastbound			Pedestrians By Approach				TOTAL	
4:00 PM	95	710	112	97	278	65	91	999	110	75	423	140	6	43	45	54	3195	148
4:15 PM	91	717	109	97	280	68	84	1010	112	82	428	143	12	52	49	45	3221	158
4:30 PM	84	737	110	89	288	67	97	990	121	79	437	142	11	53	48	43	3241	155
4:45 PM	71	750	103	84	290	71	89	1013	138	83	438	139	11	45	46	52	3269	154
5:00 PM	69	714	103	71	301	71	96	1009	148	79	434	149	10	45	50	44	3244	149

INTERSECTION: **NE MLK Jr Blvd--NE Killingsworth St--**
 PROJECT ID#:
 QC JOB #: **10247163**

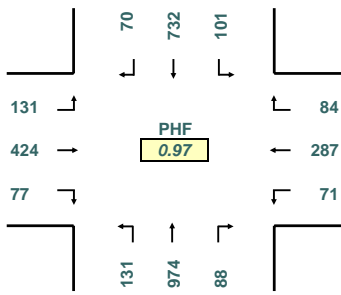
START TIME: **4:00 PM**
 END TIME: **6:00 PM**
 DATE: **4/11/2007**



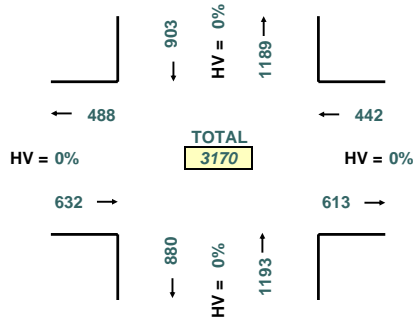
16285 SW 85th Avenue, Ste. 302
 Tigard, OR 97224
 Phone: 503-620-4242
 Fax: 503 620-4545

www.qualitycounts.net

PEAK HOUR TURNING MOVEMENTS



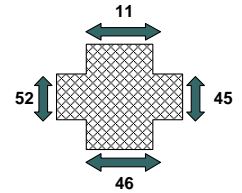
PEAK HOUR LINK VOLUMES



PEAK HOUR: **4:45 PM TO 5:45 PM**

PEAK 15 MINUTES: **5:30 PM TO 5:45 PM**

PEAK HOUR PED CROSSING VOLUMES



5-MINUTE COUNT PERIOD BEGINNING AT	NE MLK Jr Blvd-- (Southbound)			NE Killingsworth St-- (Westbound)			NE MLK Jr Blvd-- (Northbound)			NE Killingsworth St-- (Eastbound)			Crosswalk Usage (Peds By Approach)				TOTAL	
	Right	Thru	Left	Right	Thru	Left	Right	Thru	Left	Right	Thru	Left	North	East	South	West	Veh	Peds
4:00 PM	10	53	5	12	25	4	13	67	11	7	37	15	0	2	1	3	259	6
4:05 PM	3	45	12	6	19	3	10	77	7	6	36	11	0	1	2	13	235	16
4:10 PM	6	49	8	4	24	9	8	70	8	4	27	14	0	1	3	2	231	6
4:15 PM	9	67	6	4	16	5	3	93	8	7	27	8	0	6	2	4	253	12
4:20 PM	5	57	9	6	25	7	5	92	6	6	29	10	3	3	4	2	257	12
4:25 PM	6	50	7	14	20	2	6	78	8	4	43	16	0	1	9	4	254	14
4:30 PM	9	62	13	2	25	5	7	75	10	8	33	16	0	6	6	2	265	14
4:35 PM	11	45	5	12	25	8	10	74	5	3	39	12	0	3	4	6	249	13
4:40 PM	14	67	12	6	17	6	6	91	7	2	28	9	1	6	5	3	265	15
4:45 PM	6	53	11	11	23	6	5	69	7	6	35	8	1	1	1	4	240	7
4:50 PM	8	81	9	9	28	1	6	85	7	3	27	7	1	7	4	6	271	18
4:55 PM	5	53	11	8	25	7	11	70	16	9	36	12	0	6	4	5	263	15
5:00 PM	6	57	9	11	27	5	7	76	8	9	39	13	0	9	3	2	267	14
5:05 PM	4	50	10	8	18	6	9	85	11	8	31	17	3	1	1	4	257	9
5:10 PM	5	51	4	3	27	9	9	75	9	8	41	12	3	3	6	3	253	15
5:15 PM	4	78	11	6	16	6	10	95	11	7	31	11	1	1	3	5	286	10
5:20 PM	5	54	7	9	26	4	12	78	15	6	44	11	1	7	6	2	271	16
5:25 PM	5	67	6	4	28	4	5	73	6	3	35	8	0	3	5	1	244	9
5:30 PM	6	62	11	2	21	10	4	76	16	6	39	12	0	4	4	7	265	15
5:35 PM	5	67	7	6	24	6	5	84	10	6	37	12	1	3	5	6	269	15
5:40 PM	11	59	5	7	24	7	5	108	15	6	29	8	0	0	4	7	284	11
5:45 PM	5	58	12	7	32	6	7	63	14	2	23	11	1	10	7	2	240	20
5:50 PM	6	50	9	5	23	5	11	92	10	6	32	6	0	4	4	4	255	12
5:55 PM	6	44	8	3	32	3	11	74	15	6	47	19	0	0	2	1	268	3
HOURLY TOTALS	Southbound			Westbound			Northbound			Eastbound			Pedestrians By Approach				TOTAL	
	Right	Thru	Left	Right	Thru	Left	Right	Thru	Left	Right	Thru	Left	North	East	South	West	Veh	Peds
4:00 PM	92	682	108	94	272	63	90	941	100	65	397	138	6	43	45	54	3042	148
4:15 PM	88	693	106	94	276	67	84	963	102	73	408	140	12	52	49	45	3094	158
4:30 PM	82	718	108	89	285	67	97	946	112	72	419	136	11	53	48	43	3131	155
4:45 PM	70	732	101	84	287	71	88	974	131	77	424	131	11	45	46	52	3170	154
5:00 PM	68	697	99	71	298	71	95	979	140	73	428	140	10	45	50	44	3159	149

INTERSECTION: *NE MLK Jr Blvd--NE Killingsworth St--*
 PROJECT ID#:
 QC JOB #: 10247163

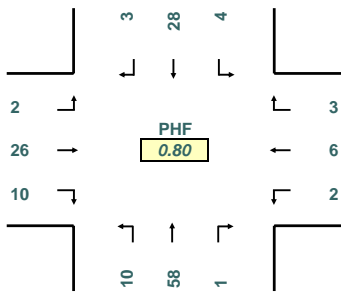
START TIME: 4:00 PM
 END TIME: 6:00 PM
 DATE: 4/11/2007



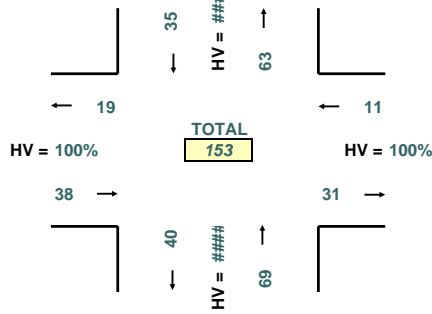
16285 SW 85th Avenue, Ste. 302
 Tigard, OR 97224
 Phone: 503-620-4242
 Fax: 503 620-4545

www.qualitycounts.net

PEAK HOUR TURNING MOVEMENTS



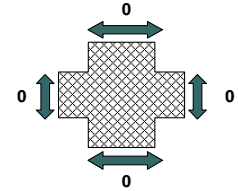
PEAK HOUR LINK VOLUMES



PEAK HOUR: 4:00 PM TO 5:00 PM

PEAK 15 MINUTES: 4:00 PM TO 4:15 PM

PEAK HOUR PED CROSSING VOLUMES



5-MINUTE COUNT PERIOD BEGINNING AT	NE MLK Jr Blvd-- (Southbound)			NE Killingsworth St-- (Westbound)			NE MLK Jr Blvd-- (Northbound)			NE Killingsworth St-- (Eastbound)			Crosswalk Usage (Peds By Approach)				TOTAL	
	Right	Thru	Left	Right	Thru	Left	Right	Thru	Left	Right	Thru	Left	North	East	South	West	Veh	Peds
4:00 PM	0	2	1	0	1	1	0	3	0	1	4	0	0	0	0	0	13	0
4:05 PM	0	3	1	0	1	0	1	6	1	2	1	1	0	0	0	0	17	0
4:10 PM	0	3	0	0	0	0	0	10	1	0	4	0	0	0	0	0	18	0
4:15 PM	0	2	0	2	1	0	0	5	1	1	1	0	0	0	0	0	13	0
4:20 PM	1	2	0	0	1	1	0	1	1	2	1	0	0	0	0	0	10	0
4:25 PM	0	5	1	1	0	0	0	3	1	1	1	0	0	0	0	0	13	0
4:30 PM	1	2	1	0	0	0	0	4	1	0	0	0	0	0	0	0	9	0
4:35 PM	0	3	0	0	2	0	0	6	1	0	2	0	0	0	0	0	14	0
4:40 PM	1	1	0	0	0	0	0	5	1	1	4	1	0	0	0	0	14	0
4:45 PM	0	1	0	0	0	0	0	5	1	1	1	0	0	0	0	0	9	0
4:50 PM	0	1	0	0	0	0	0	8	1	1	5	0	0	0	0	0	16	0
4:55 PM	0	3	0	0	0	0	0	2	0	0	2	0	0	0	0	0	7	0
5:00 PM	0	1	0	0	0	0	0	2	0	1	1	0	0	0	0	0	5	0
5:05 PM	0	2	1	0	0	0	0	2	2	0	0	0	0	0	0	0	7	0
5:10 PM	0	1	0	0	0	0	0	4	0	1	2	2	0	0	0	0	10	0
5:15 PM	0	2	0	0	1	0	0	1	0	0	0	1	0	0	0	0	5	0
5:20 PM	0	0	0	0	0	0	0	2	1	1	0	2	0	0	0	0	6	0
5:25 PM	0	2	0	0	0	0	0	3	1	1	1	0	0	0	0	0	8	0
5:30 PM	1	0	1	0	1	0	1	3	1	0	0	1	0	0	0	0	9	0
5:35 PM	0	2	0	0	1	0	0	5	0	0	1	1	0	0	0	0	10	0
5:40 PM	0	3	0	0	0	0	0	2	0	0	1	1	0	0	0	0	7	0
5:45 PM	0	2	0	0	0	0	0	1	1	1	0	0	0	0	0	0	5	0
5:50 PM	0	0	1	0	0	0	0	3	1	1	0	1	0	0	0	0	7	0
5:55 PM	0	2	1	0	0	0	0	2	1	0	0	0	0	0	0	0	6	0
HOURLY TOTALS	Southbound			Westbound			Northbound			Eastbound			Pedestrians By Approach				TOTAL	
4:00 PM	3	28	4	3	6	2	1	58	10	10	26	2	0	0	0	0	153	0
4:15 PM	3	24	3	3	4	1	0	47	10	9	20	3	0	0	0	0	127	0
4:30 PM	2	19	2	0	3	0	0	44	9	7	18	6	0	0	0	0	110	0
4:45 PM	1	18	2	0	3	0	1	39	7	6	14	8	0	0	0	0	99	0
5:00 PM	1	17	4	0	3	0	1	30	8	6	6	9	0	0	0	0	85	0

INTERSECTION: *N Greeley Ave--N Portland Blvd--*
 PROJECT ID#:
 QC JOB #: 10247149

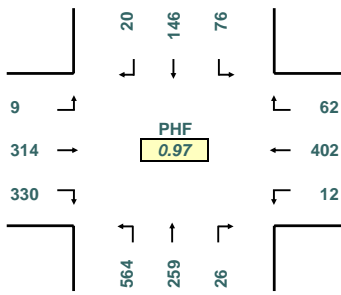
START TIME: 4:00 PM
 END TIME: 6:00 PM
 DATE: 4/11/2007



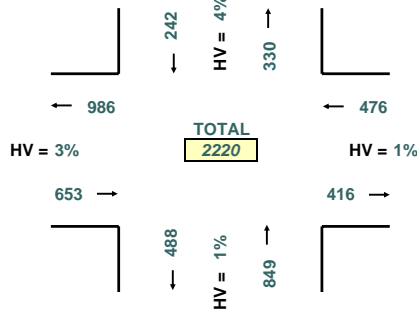
16285 SW 85th Avenue, Ste. 302
 Tigard, OR 97224
 Phone: 503-620-4242
 Fax: 503 620-4545

www.qualitycounts.net

PEAK HOUR TURNING MOVEMENTS



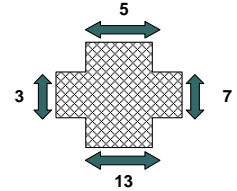
PEAK HOUR LINK VOLUMES



PEAK HOUR: 5:00 PM TO 6:00 PM

PEAK 15 MINUTES: 5:00 PM TO 5:15 PM

PEAK HOUR PED CROSSING VOLUMES



5-MINUTE COUNT PERIOD	<i>N Greeley Ave-- (Southbound)</i>			<i>N Portland Blvd-- (Westbound)</i>			<i>N Greeley Ave-- (Northbound)</i>			<i>N Portland Blvd-- (Eastbound)</i>			Crosswalk Usage (Peds By Approach)				TOTAL	
	Right	Thru	Left	Right	Thru	Left	Right	Thru	Left	Right	Thru	Left	North	East	South	West	Veh	Peds
4:00 PM	0	7	3	4	21	0	4	35	64	26	26	0	0	0	0	0	190	0
4:05 PM	0	11	4	3	29	1	1	30	47	23	25	2	0	2	0	0	176	2
4:10 PM	2	18	5	4	24	0	5	19	41	34	42	1	0	0	1	0	195	1
4:15 PM	2	17	2	4	24	2	5	31	41	20	20	1	1	2	0	0	169	3
4:20 PM	3	7	3	6	33	0	4	28	39	22	39	1	0	0	0	0	185	0
4:25 PM	1	13	3	5	17	0	2	27	54	31	23	0	0	0	0	0	176	0
4:30 PM	1	13	3	7	35	0	2	20	41	25	24	0	1	1	0	0	171	2
4:35 PM	2	15	6	2	23	0	2	27	59	37	17	1	0	0	4	0	191	4
4:40 PM	3	14	1	6	38	1	4	18	37	41	45	0	0	1	1	1	208	3
4:45 PM	5	14	3	9	38	1	0	17	38	38	22	0	1	2	3	3	185	9
4:50 PM	3	15	8	4	26	1	4	26	46	20	27	0	1	0	1	0	180	2
4:55 PM	2	18	4	4	36	0	2	19	35	27	24	0	1	0	0	0	171	1
5:00 PM	1	14	4	6	19	0	2	21	52	33	22	0	1	2	1	1	174	5
5:05 PM	3	14	6	3	34	0	3	18	50	42	24	1	0	0	2	0	198	2
5:10 PM	1	11	9	4	37	2	1	27	47	35	23	1	0	0	1	0	198	1
5:15 PM	3	19	5	5	38	0	3	11	37	33	29	1	1	0	1	1	184	3
5:20 PM	2	15	9	3	20	0	2	19	48	25	27	1	1	2	2	1	171	6
5:25 PM	1	9	3	5	26	2	4	30	59	21	27	0	0	0	2	0	187	2
5:30 PM	2	9	5	8	42	1	3	28	42	21	30	0	0	0	1	0	191	1
5:35 PM	2	15	7	6	40	1	4	16	43	20	25	1	0	0	0	0	180	0
5:40 PM	1	6	1	2	39	3	0	34	45	28	29	1	0	1	1	0	189	2
5:45 PM	2	11	10	10	33	1	0	18	47	24	27	1	1	0	1	0	184	2
5:50 PM	2	9	5	6	31	2	1	22	53	33	18	0	1	2	0	0	182	3
5:55 PM	0	14	12	4	43	0	3	15	41	15	33	2	0	0	1	0	182	1
HOURLY TOTALS	Southbound			Westbound			Northbound			Eastbound			Pedestrians By Approach				TOTAL	
4:00 PM	24	162	45	58	344	6	35	297	542	344	334	6	5	8	10	4	2197	27
4:15 PM	27	165	52	60	360	7	31	279	539	371	310	5	6	8	13	5	2206	32
4:30 PM	27	171	61	58	370	7	29	253	549	377	311	5	7	8	18	7	2218	40
4:45 PM	26	159	64	59	395	11	28	266	542	343	309	6	6	7	15	6	2208	34
5:00 PM	20	146	76	62	402	12	26	259	564	330	314	9	5	7	13	3	2220	28

INTERSECTION: N Greeley Ave--/N Portland Blvd--
 PROJECT ID#: 10247149
 QC JOB #: 10247149

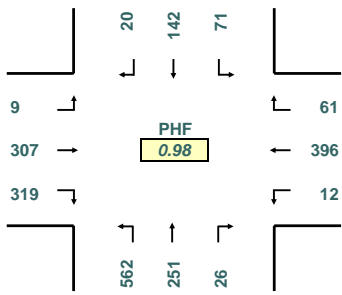
START TIME: 4:00 PM
 END TIME: 6:00 PM
 DATE: 4/11/2007



16285 SW 85th Avenue, Ste. 302
 Tigard, OR 97224
 Phone: 503-620-4242
 Fax: 503 620-4545

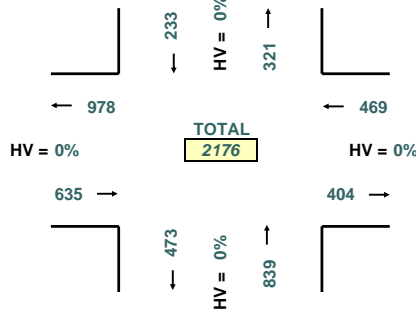
www.qualitycounts.net

PEAK HOUR TURNING MOVEMENTS



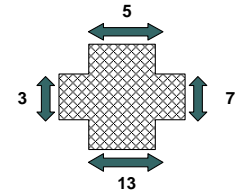
PEAK HOUR: 5:00 PM TO 6:00 PM

PEAK HOUR LINK VOLUMES



PEAK 15 MINUTES: 5:00 PM TO 5:15 PM

PEAK HOUR PED CROSSING VOLUMES



5-MINUTE COUNT PERIOD	N Greeley Ave-- (Southbound)			N Portland Blvd-- (Westbound)			N Greeley Ave-- (Northbound)			N Portland Blvd-- (Eastbound)			Crosswalk Usage (Peds By Approach)				TOTAL	
	Right	Thru	Left	Right	Thru	Left	Right	Thru	Left	Right	Thru	Left	North	East	South	West	Veh	Peds
4:00 PM	0	6	3	4	20	0	4	35	64	26	26	0	0	0	0	0	188	0
4:05 PM	0	11	4	3	26	1	1	29	46	23	22	2	0	2	0	0	168	2
4:10 PM	2	18	5	4	23	0	5	18	40	33	40	1	0	0	1	0	189	1
4:15 PM	2	15	2	4	23	2	5	30	41	20	20	1	1	2	0	0	165	3
4:20 PM	3	7	3	6	30	0	4	26	39	22	38	1	0	0	0	0	179	0
4:25 PM	1	13	3	5	17	0	2	26	53	30	21	0	0	0	0	0	171	0
4:30 PM	1	13	3	7	34	0	2	15	40	24	23	0	1	1	0	0	162	2
4:35 PM	2	14	6	2	23	0	1	25	59	36	16	1	0	0	4	0	185	4
4:40 PM	3	12	1	6	37	1	4	18	37	41	45	0	0	1	1	1	205	3
4:45 PM	5	13	3	9	37	0	0	16	38	36	20	0	1	2	3	3	177	9
4:50 PM	3	15	8	4	26	1	4	26	46	18	27	0	1	0	1	0	178	2
4:55 PM	2	17	4	4	35	0	2	19	35	27	23	0	1	0	0	0	168	1
5:00 PM	1	12	4	6	19	0	2	21	52	32	22	0	1	2	1	1	171	5
5:05 PM	3	14	5	3	34	0	3	17	49	38	22	1	0	0	2	0	189	2
5:10 PM	1	11	8	4	37	2	1	26	47	35	23	1	0	0	1	0	196	1
5:15 PM	3	19	5	5	38	0	3	10	37	33	27	1	1	0	1	1	181	3
5:20 PM	2	14	9	3	19	0	2	19	47	23	27	1	1	2	2	1	166	6
5:25 PM	1	9	3	5	25	2	4	30	59	21	26	0	0	0	2	0	185	2
5:30 PM	2	9	4	8	42	1	3	28	42	20	30	0	0	0	1	0	189	1
5:35 PM	2	15	7	5	38	1	4	15	43	20	25	1	0	0	0	0	176	0
5:40 PM	1	6	1	2	39	3	0	33	45	27	29	1	0	1	1	0	187	2
5:45 PM	2	11	9	10	33	1	0	16	47	24	26	1	1	0	1	0	180	2
5:50 PM	2	8	5	6	30	2	1	21	53	32	18	0	1	2	0	0	178	3
5:55 PM	0	14	11	4	42	0	3	15	41	14	32	2	0	0	1	0	178	1
HOURLY TOTALS	Southbound			Westbound			Northbound			Eastbound			Pedestrians By Approach				TOTAL	
4:00 PM	24	154	45	58	331	5	34	283	538	336	321	6	5	8	10	4	2135	27
4:15 PM	27	156	50	60	352	6	30	265	536	359	300	5	6	8	13	5	2146	32
4:30 PM	27	163	59	58	364	6	28	242	546	364	301	5	7	8	18	7	2163	40
4:45 PM	26	154	61	58	389	10	28	260	540	330	301	6	6	7	15	6	2163	34
5:00 PM	20	142	71	61	396	12	26	251	562	319	307	9	5	7	13	3	2176	28

INTERSECTION: *N Greeley Ave--N Portland Blvd--*
 PROJECT ID#:
 QC JOB #: 10247149

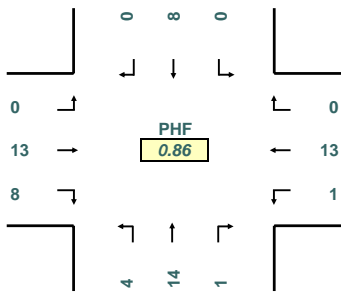
START TIME: 4:00 PM
 END TIME: 6:00 PM
 DATE: 4/11/2007



16285 SW 85th Avenue, Ste. 302
 Tigard, OR 97224
 Phone: 503-620-4242
 Fax: 503 620-4545

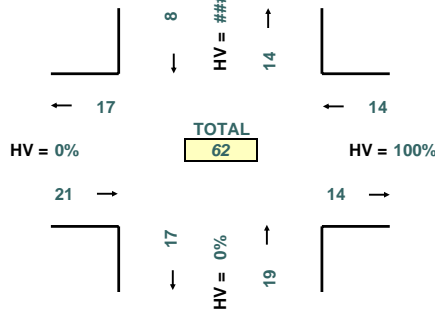
www.qualitycounts.net

PEAK HOUR TURNING MOVEMENTS



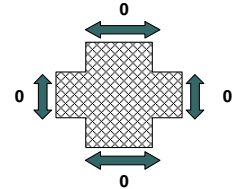
PEAK HOUR: 4:00 PM TO 5:00 PM

PEAK HOUR LINK VOLUMES



PEAK 15 MINUTES: 4:30 PM TO 4:45 PM

PEAK HOUR PED CROSSING VOLUMES



5-MINUTE COUNT PERIOD BEGINNING AT	N Greeley Ave-- (Southbound)			N Portland Blvd-- (Westbound)			N Greeley Ave-- (Northbound)			N Portland Blvd-- (Eastbound)			Crosswalk Usage (Peds By Approach)				TOTAL	
	Right	Thru	Left	Right	Thru	Left	Right	Thru	Left	Right	Thru	Left	North	East	South	West	Veh	Peds
4:00 PM	0	1	0	0	1	0	0	0	0	0	0	0	0	0	0	0	2	0
4:05 PM	0	0	0	0	3	0	0	1	1	0	3	0	0	0	0	0	8	0
4:10 PM	0	0	0	0	1	0	0	1	1	1	2	0	0	0	0	0	6	0
4:15 PM	0	2	0	0	1	0	0	1	0	0	0	0	0	0	0	0	4	0
4:20 PM	0	0	0	0	3	0	0	2	0	0	1	0	0	0	0	0	6	0
4:25 PM	0	0	0	0	0	0	0	1	1	1	2	0	0	0	0	0	5	0
4:30 PM	0	0	0	0	1	0	0	5	1	1	1	0	0	0	0	0	9	0
4:35 PM	0	1	0	0	0	0	1	2	0	1	1	0	0	0	0	0	6	0
4:40 PM	0	2	0	0	1	0	0	0	0	0	0	0	0	0	0	0	3	0
4:45 PM	0	1	0	0	1	1	0	1	0	2	2	0	0	0	0	0	8	0
4:50 PM	0	0	0	0	0	0	0	0	0	2	0	0	0	0	0	0	2	0
4:55 PM	0	1	0	0	1	0	0	0	0	0	1	0	0	0	0	0	3	0
5:00 PM	0	2	0	0	0	0	0	0	0	1	0	0	0	0	0	0	3	0
5:05 PM	0	0	1	0	0	0	0	1	1	4	2	0	0	0	0	0	9	0
5:10 PM	0	0	1	0	0	0	0	1	0	0	0	0	0	0	0	0	2	0
5:15 PM	0	0	0	0	0	0	0	1	0	0	2	0	0	0	0	0	3	0
5:20 PM	0	1	0	0	1	0	0	0	1	2	0	0	0	0	0	0	5	0
5:25 PM	0	0	0	0	1	0	0	0	0	0	1	0	0	0	0	0	2	0
5:30 PM	0	0	1	0	0	0	0	0	0	1	0	0	0	0	0	0	2	0
5:35 PM	0	0	0	1	2	0	0	1	0	0	0	0	0	0	0	0	4	0
5:40 PM	0	0	0	0	0	0	0	1	0	1	0	0	0	0	0	0	2	0
5:45 PM	0	0	1	0	0	0	0	2	0	0	1	0	0	0	0	0	4	0
5:50 PM	0	1	0	0	1	0	0	1	0	1	0	0	0	0	0	0	4	0
5:55 PM	0	0	1	0	1	0	0	0	0	1	1	0	0	0	0	0	4	0
HOURLY TOTALS	Southbound			Westbound			Northbound			Eastbound			Pedestrians By Approach				TOTAL	
4:00 PM	0	8	0	0	13	1	1	14	4	8	13	0	0	0	0	0	62	0
4:15 PM	0	9	2	0	8	1	1	14	3	12	10	0	0	0	0	0	60	0
4:30 PM	0	8	2	0	6	1	1	11	3	13	10	0	0	0	0	0	55	0
4:45 PM	0	5	3	1	6	1	0	6	2	13	8	0	0	0	0	0	45	0
5:00 PM	0	4	5	1	6	0	0	8	2	11	7	0	0	0	0	0	44	0

INTERSECTION: *N Denver Ave--/N Portland Blvd--*
 PROJECT ID#:
 QC JOB #: 10247150

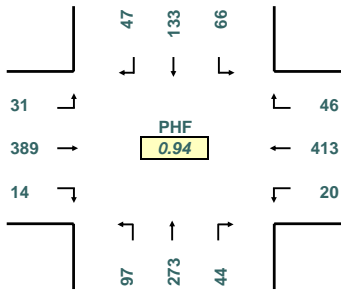
START TIME: 4:00 PM
 END TIME: 6:00 PM
 DATE: 4/11/2007



16285 SW 85th Avenue, Ste. 302
 Tigard, OR 97224
 Phone: 503-620-4242
 Fax: 503 620-4545

www.qualitycounts.net

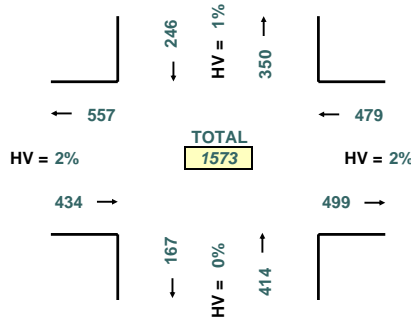
PEAK HOUR TURNING MOVEMENTS



PHF
0.94

PEAK HOUR: 5:00 PM TO 6:00 PM

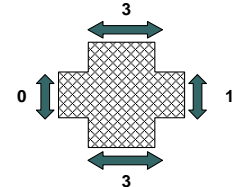
PEAK HOUR LINK VOLUMES



TOTAL
1573

PEAK 15 MINUTES: 5:30 PM TO 5:45 PM

PEAK HOUR PED CROSSING VOLUMES



5-MINUTE COUNT PERIOD BEGINNING AT	N Denver Ave-- (Southbound)			N Portland Blvd-- (Westbound)			N Denver Ave-- (Northbound)			N Portland Blvd-- (Eastbound)			Crosswalk Usage (Peds By Approach)				TOTAL	
	Right	Thru	Left	Right	Thru	Left	Right	Thru	Left	Right	Thru	Left	North	East	South	West	Veh	Peds
4:00 PM	1	10	3	5	26	1	7	21	4	0	31	4	0	0	1	0	113	1
4:05 PM	0	16	5	2	29	0	5	15	8	1	31	2	0	0	0	0	114	0
4:10 PM	2	14	3	2	20	1	7	24	7	2	39	0	0	0	0	0	121	0
4:15 PM	1	9	2	4	29	1	4	20	2	1	38	1	0	0	0	0	112	0
4:20 PM	1	10	5	3	30	5	5	20	3	5	33	2	0	0	1	0	122	1
4:25 PM	4	11	4	4	22	0	5	17	5	1	25	0	0	0	1	0	98	1
4:30 PM	1	3	2	1	21	2	3	27	7	0	30	2	0	0	1	1	99	2
4:35 PM	3	8	1	4	38	0	6	14	5	3	32	2	0	0	2	1	116	3
4:40 PM	2	16	4	4	31	1	3	19	7	2	26	1	0	0	0	0	116	0
4:45 PM	2	10	3	4	25	0	2	16	8	5	38	2	0	0	0	0	115	0
4:50 PM	3	14	7	2	26	1	2	25	5	1	32	1	0	0	0	0	119	0
4:55 PM	3	7	5	4	29	1	2	19	7	0	34	1	0	0	0	1	112	1
5:00 PM	5	9	8	1	26	1	0	22	4	2	28	1	0	0	1	0	107	1
5:05 PM	4	9	8	2	42	3	6	27	11	2	29	1	0	0	0	0	144	0
5:10 PM	4	12	4	5	26	1	5	18	10	0	33	2	0	1	0	0	120	1
5:15 PM	2	10	6	7	31	4	4	22	11	1	36	3	0	0	0	0	137	0
5:20 PM	2	19	8	6	22	0	4	28	4	2	29	3	1	0	0	0	127	1
5:25 PM	4	12	4	5	41	0	3	16	10	0	35	4	0	0	0	0	134	0
5:30 PM	4	11	0	3	39	2	0	27	7	0	32	4	0	0	0	0	129	0
5:35 PM	10	12	11	5	42	1	3	19	7	1	30	2	0	0	1	0	143	1
5:40 PM	5	8	4	5	34	1	5	30	10	2	39	4	0	0	1	0	147	1
5:45 PM	4	13	1	5	44	0	5	24	13	1	38	0	0	0	0	0	148	0
5:50 PM	2	7	8	0	42	2	5	21	4	1	26	4	1	0	0	0	122	1
5:55 PM	1	11	4	2	24	5	4	19	6	2	34	3	1	0	0	0	115	1
HOURLY TOTALS	Southbound			Westbound			Northbound			Eastbound			Pedestrians By Approach				TOTAL	
4:00 PM	23	128	44	39	326	13	51	237	68	21	389	18	0	0	6	3	1357	9
4:15 PM	33	118	53	38	345	16	43	244	74	22	378	16	0	1	6	3	1380	10
4:30 PM	35	129	60	45	358	14	40	253	89	18	382	23	1	1	4	3	1446	9
4:45 PM	48	133	68	49	383	15	36	269	94	16	395	28	1	1	3	1	1534	6
5:00 PM	47	133	66	46	413	20	44	273	97	14	389	31	3	1	3	0	1573	7

INTERSECTION: *N Denver Ave--/N Portland Blvd--*
 PROJECT ID#:
 QC JOB #: 10247150

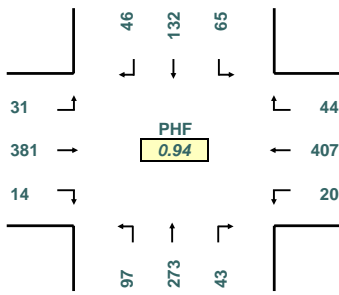
START TIME: 4:00 PM
 END TIME: 6:00 PM
 DATE: 4/11/2007



16285 SW 85th Avenue, Ste. 302
 Tigard, OR 97224
 Phone: 503-620-4242
 Fax: 503 620-4545

www.qualitycounts.net

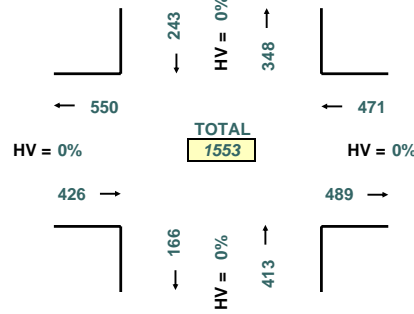
PEAK HOUR TURNING MOVEMENTS



PHF
0.94

PEAK HOUR: 5:00 PM TO 6:00 PM

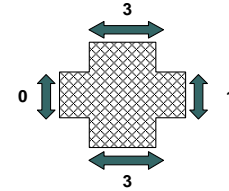
PEAK HOUR LINK VOLUMES



TOTAL
1553

PEAK 15 MINUTES: 5:30 PM TO 5:45 PM

PEAK HOUR PED CROSSING VOLUMES



5-MINUTE COUNT PERIOD BEGINNING AT	<i>N Denver Ave-- (Southbound)</i>			<i>N Portland Blvd-- (Westbound)</i>			<i>N Denver Ave-- (Northbound)</i>			<i>N Portland Blvd-- (Eastbound)</i>			Crosswalk Usage (Peds By Approach)				TOTAL	
	Right	Thru	Left	Right	Thru	Left	Right	Thru	Left	Right	Thru	Left	North	East	South	West	Veh	Peds
4:00 PM	1	9	3	5	26	1	7	20	4	0	30	4	0	0	1	0	110	1
4:05 PM	0	16	5	1	27	0	5	15	8	1	29	2	0	0	0	0	109	0
4:10 PM	2	13	3	2	20	1	7	23	6	2	37	0	0	0	0	0	116	0
4:15 PM	1	9	2	4	27	1	4	20	2	1	37	1	0	0	0	0	109	0
4:20 PM	1	10	5	3	29	5	5	20	3	5	33	2	0	0	1	0	121	1
4:25 PM	4	11	4	4	22	0	5	17	5	0	23	0	0	0	1	0	95	1
4:30 PM	1	3	2	1	21	2	3	27	7	0	29	2	0	0	1	1	98	2
4:35 PM	3	7	1	4	38	0	6	14	5	3	31	2	0	0	2	1	114	3
4:40 PM	2	16	4	4	31	1	3	19	7	2	26	1	0	0	0	0	116	0
4:45 PM	2	10	3	4	24	0	2	16	8	5	38	2	0	0	0	0	114	0
4:50 PM	3	14	7	2	26	1	2	24	5	1	31	1	0	0	0	0	117	0
4:55 PM	3	7	5	4	28	1	2	19	7	0	32	1	0	0	0	1	109	1
5:00 PM	5	9	8	1	26	1	0	22	4	2	28	1	0	0	1	0	107	1
5:05 PM	4	9	8	2	41	3	6	27	11	2	28	1	0	0	0	0	142	0
5:10 PM	4	12	4	5	25	1	5	18	10	0	33	2	0	1	0	0	119	1
5:15 PM	2	10	6	5	31	4	4	22	11	1	35	3	0	0	0	0	134	0
5:20 PM	1	19	8	6	22	0	4	28	4	2	29	3	1	0	0	0	126	1
5:25 PM	4	11	4	5	41	0	3	16	10	0	35	4	0	0	0	0	133	0
5:30 PM	4	11	0	3	38	2	0	27	7	0	30	4	0	0	0	0	126	0
5:35 PM	10	12	11	5	41	1	3	19	7	1	30	2	0	0	1	0	142	1
5:40 PM	5	8	4	5	34	1	5	30	10	2	39	4	0	0	1	0	147	1
5:45 PM	4	13	1	5	44	0	4	24	13	1	37	0	0	0	0	0	146	0
5:50 PM	2	7	7	0	40	2	5	21	4	1	24	4	1	0	0	0	117	1
5:55 PM	1	11	4	2	24	5	4	19	6	2	33	3	1	0	0	0	114	1
HOURLY TOTALS	Southbound			Westbound			Northbound			Eastbound			Pedestrians By Approach				TOTAL	
4:00 PM	23	125	44	38	319	13	51	234	67	20	376	18	0	0	6	3	1328	9
4:15 PM	33	117	53	38	338	16	43	243	74	21	369	16	0	1	6	3	1361	10
4:30 PM	34	127	60	43	354	14	40	252	89	18	375	23	1	1	4	3	1429	9
4:45 PM	47	132	68	47	377	15	36	268	94	16	388	28	1	1	3	1	1516	6
5:00 PM	46	132	65	44	407	20	43	273	97	14	381	31	3	1	3	0	1553	7

INTERSECTION: *N Denver Ave--/N Portland Blvd--*
 PROJECT ID#:
 QC JOB #: 10247150

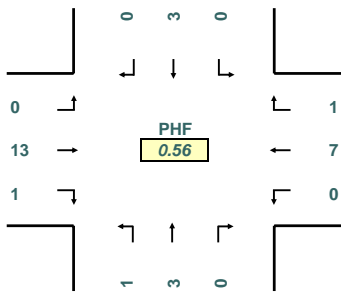
START TIME: 4:00 PM
 END TIME: 6:00 PM
 DATE: 4/11/2007



16285 SW 85th Avenue, Ste. 302
 Tigard, OR 97224
 Phone: 503-620-4242
 Fax: 503 620-4545

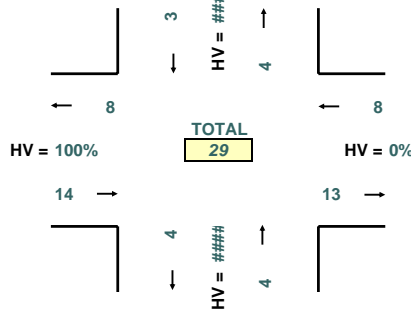
www.qualitycounts.net

PEAK HOUR TURNING MOVEMENTS



PHF
 0.56

PEAK HOUR LINK VOLUMES



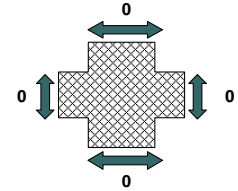
HV = 100%
 TOTAL 29

HV = 0%

PEAK HOUR: 4:00 PM TO 5:00 PM

PEAK 15 MINUTES: 4:00 PM TO 4:15 PM

PEAK HOUR PED CROSSING VOLUMES



5-MINUTE COUNT PERIOD BEGINNING AT	N Denver Ave-- (Southbound)			N Portland Blvd-- (Westbound)			N Denver Ave-- (Northbound)			N Portland Blvd-- (Eastbound)			Crosswalk Usage (Peds By Approach)				TOTAL	
	Right	Thru	Left	Right	Thru	Left	Right	Thru	Left	Right	Thru	Left	North	East	South	West	Veh	Peds
4:00 PM	0	1	0	0	0	0	0	1	0	0	1	0	0	0	0	0	3	0
4:05 PM	0	0	0	1	2	0	0	0	0	0	2	0	0	0	0	0	5	0
4:10 PM	0	1	0	0	0	0	0	1	1	0	2	0	0	0	0	0	5	0
4:15 PM	0	0	0	0	2	0	0	0	0	0	1	0	0	0	0	0	3	0
4:20 PM	0	0	0	0	1	0	0	0	0	0	0	0	0	0	0	0	1	0
4:25 PM	0	0	0	0	0	0	0	0	0	1	2	0	0	0	0	0	3	0
4:30 PM	0	0	0	0	0	0	0	0	0	0	1	0	0	0	0	0	1	0
4:35 PM	0	1	0	0	0	0	0	0	0	0	1	0	0	0	0	0	2	0
4:40 PM	0	0	0	0	0	0	0	0	0	0	0	0	0	0	0	0	0	0
4:45 PM	0	0	0	0	1	0	0	0	0	0	0	0	0	0	0	0	1	0
4:50 PM	0	0	0	0	0	0	0	1	0	0	1	0	0	0	0	0	2	0
4:55 PM	0	0	0	0	1	0	0	0	0	0	2	0	0	0	0	0	3	0
5:00 PM	0	0	0	0	0	0	0	0	0	0	0	0	0	0	0	0	0	0
5:05 PM	0	0	0	0	1	0	0	0	0	0	1	0	0	0	0	0	2	0
5:10 PM	0	0	0	0	1	0	0	0	0	0	0	0	0	0	0	0	1	0
5:15 PM	0	0	0	2	0	0	0	0	0	0	1	0	0	0	0	0	3	0
5:20 PM	1	0	0	0	0	0	0	0	0	0	0	0	0	0	0	0	1	0
5:25 PM	0	1	0	0	0	0	0	0	0	0	0	0	0	0	0	0	1	0
5:30 PM	0	0	0	0	1	0	0	0	0	0	2	0	0	0	0	0	3	0
5:35 PM	0	0	0	0	1	0	0	0	0	0	0	0	0	0	0	0	1	0
5:40 PM	0	0	0	0	0	0	0	0	0	0	0	0	0	0	0	0	0	0
5:45 PM	0	0	0	0	0	0	1	0	0	0	1	0	0	0	0	0	2	0
5:50 PM	0	0	1	0	2	0	0	0	0	0	2	0	0	0	0	0	5	0
5:55 PM	0	0	0	0	0	0	0	0	0	0	1	0	0	0	0	0	1	0
HOURLY TOTALS	Southbound			Westbound			Northbound			Eastbound			Pedestrians By Approach				TOTAL	
	Right	Thru	Left	Right	Thru	Left	Right	Thru	Left	Right	Thru	Left	North	East	South	West	Veh	Peds
4:00 PM	0	3	0	1	7	0	0	3	1	1	13	0	0	0	0	0	29	0
4:15 PM	0	1	0	0	7	0	0	1	0	1	9	0	0	0	0	0	19	0
4:30 PM	1	2	0	2	4	0	0	1	0	0	7	0	0	0	0	0	17	0
4:45 PM	1	1	0	2	6	0	0	1	0	0	7	0	0	0	0	0	18	0
5:00 PM	1	1	1	2	6	0	1	0	0	0	8	0	0	0	0	0	20	0

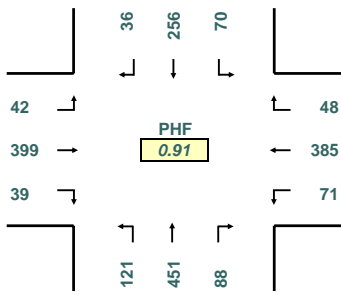
INTERSECTION: *N Interstate Ave--N Portland Blvd--*
 PROJECT ID#:
 QC JOB #: 10247151

START TIME: 4:00 PM
 END TIME: 6:00 PM
 DATE: 4/11/2007



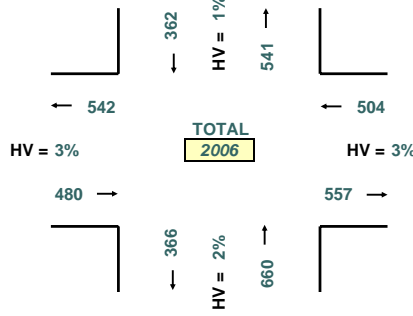
QUALITY COUNTS
 10285 SW 60th Avenue, Ste. 105
 Tigard, OR 97224
 Phone: 503-620-4242
 Fax: 503-620-4545
 email: jrw@qualitycounts.net
 www.qualitycounts.net

PEAK HOUR TURNING MOVEMENTS



PHF
0.91

PEAK HOUR LINK VOLUMES

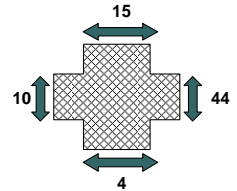


TOTAL
2006

PEAK HOUR: 5:00 PM TO 6:00 PM

PEAK 15 MINUTES: 5:15 PM TO 5:30 PM

PEAK HOUR PED CROSSING VOLUMES



5-MINUTE COUNT PERIOD BEGINNING AT	<i>N Interstate Ave-- (Southbound)</i>			<i>N Portland Blvd-- (Westbound)</i>			<i>N Interstate Ave-- (Northbound)</i>			<i>N Portland Blvd-- (Eastbound)</i>			Crosswalk Usage (Peds By Approach)				TOTAL	
	Right	Thru	Left	Right	Thru	Left	Right	Thru	Left	Right	Thru	Left	North	East	South	West	Veh	Peds
4:00 PM	2	6	2	3	25	1	6	42	6	2	32	4	2	1	4	0	131	7
4:05 PM	1	13	5	2	16	2	1	46	2	0	25	2	6	3	3	0	115	12
4:10 PM	4	12	4	3	22	4	8	44	3	2	47	7	0	0	7	0	160	7
4:15 PM	3	18	3	0	15	4	11	50	6	2	27	5	2	0	5	0	144	7
4:20 PM	2	16	5	9	34	4	2	36	6	1	35	9	1	0	5	0	159	6
4:25 PM	3	22	5	4	19	8	5	55	9	2	26	1	6	0	2	3	159	11
4:30 PM	1	8	7	7	24	2	3	31	13	3	30	1	0	0	3	0	130	3
4:35 PM	3	18	4	3	17	5	6	45	9	2	19	2	0	0	2	0	133	2
4:40 PM	3	27	6	6	23	1	3	49	6	0	26	4	4	0	3	1	154	8
4:45 PM	2	8	0	7	31	0	3	29	6	2	41	3	4	0	1	0	132	5
4:50 PM	3	15	8	2	15	7	10	38	12	0	30	1	1	0	1	0	141	2
4:55 PM	2	16	2	3	26	7	5	31	8	2	29	4	8	0	3	0	135	11
5:00 PM	2	16	5	1	39	4	9	43	6	2	31	4	3	0	2	0	162	5
5:05 PM	5	18	3	6	18	7	6	45	11	2	20	5	2	0	1	0	146	3
5:10 PM	0	20	8	3	25	10	7	26	8	2	29	2	7	0	1	0	140	8
5:15 PM	5	28	3	3	32	12	8	41	10	5	37	6	1	3	0	0	190	4
5:20 PM	6	30	7	4	24	5	9	36	6	2	26	3	0	12	0	0	158	12
5:25 PM	3	29	9	5	48	10	9	33	8	8	38	4	0	1	0	1	204	2
5:30 PM	3	26	7	3	31	5	5	38	8	4	33	2	2	13	0	1	165	16
5:35 PM	3	30	13	1	30	4	7	46	17	0	39	3	0	3	0	3	193	6
5:40 PM	5	10	6	8	37	7	5	39	6	3	37	1	0	3	0	0	164	3
5:45 PM	0	14	0	7	44	3	8	21	11	4	37	6	0	2	0	4	155	6
5:50 PM	3	20	6	2	34	1	7	48	21	4	32	1	0	0	0	1	179	1
5:55 PM	1	15	3	5	23	3	8	35	9	3	40	5	0	7	0	0	150	7
HOURLY TOTALS	Southbound			Westbound			Northbound			Eastbound			Pedestrians By Approach				TOTAL	
4:00 PM	29	179	51	49	267	45	63	496	86	18	367	43	34	4	39	4	1693	81
4:15 PM	29	202	56	51	286	59	70	478	100	20	343	41	38	0	29	4	1735	71
4:30 PM	35	233	62	50	322	70	78	447	103	30	356	39	30	16	17	2	1825	65
4:45 PM	39	246	71	46	356	78	83	445	106	32	390	38	28	35	9	5	1930	77
5:00 PM	36	256	70	48	385	71	88	451	121	39	399	42	15	44	4	10	2006	73

INTERSECTION: *N Interstate Ave--N Portland Blvd--*
 PROJECT ID#:
 QC JOB #: 10247151

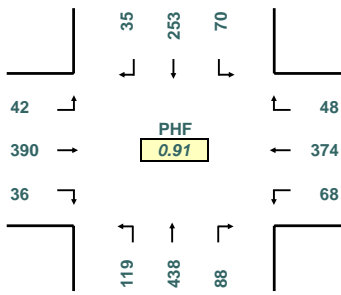
START TIME: 4:00 PM
 END TIME: 6:00 PM
 DATE: 4/11/2007



16285 SW 85th Avenue, Ste. 302
 Tigard, OR 97224
 Phone: 503-620-4242
 Fax: 503 620-4545

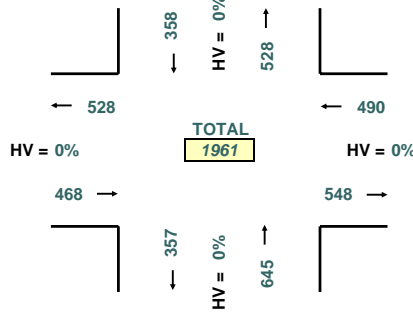
www.qualitycounts.net

PEAK HOUR TURNING MOVEMENTS



PHF
0.91

PEAK HOUR LINK VOLUMES

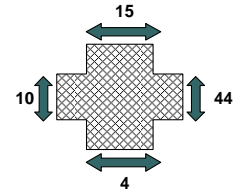


TOTAL
1961

PEAK HOUR: 5:00 PM TO 6:00 PM

PEAK 15 MINUTES: 5:15 PM TO 5:30 PM

PEAK HOUR PED CROSSING VOLUMES



5-MINUTE COUNT PERIOD BEGINNING AT	<i>N Interstate Ave-- (Southbound)</i>			<i>N Portland Blvd-- (Westbound)</i>			<i>N Interstate Ave-- (Northbound)</i>			<i>N Portland Blvd-- (Eastbound)</i>			Crosswalk Usage (Peds By Approach)				TOTAL	
	Right	Thru	Left	Right	Thru	Left	Right	Thru	Left	Right	Thru	Left	North	East	South	West	Veh	Peds
4:00 PM	2	6	2	3	23	1	6	40	6	2	31	3	2	1	4	0	125	7
4:05 PM	1	12	5	2	16	2	1	41	2	0	24	2	5	3	2	0	108	10
4:10 PM	4	12	4	3	22	4	8	42	3	2	43	7	0	0	7	0	154	7
4:15 PM	3	16	3	0	12	4	10	48	6	2	26	5	2	0	4	0	135	6
4:20 PM	2	15	5	9	33	4	2	33	6	1	35	9	1	0	5	0	154	6
4:25 PM	3	21	4	4	19	7	5	54	9	2	26	1	6	0	2	3	155	11
4:30 PM	1	8	7	7	24	2	3	28	13	3	28	1	0	0	3	0	125	3
4:35 PM	3	17	4	3	17	5	6	42	9	1	18	2	0	0	2	0	127	2
4:40 PM	3	26	6	6	22	1	3	49	6	0	26	4	4	0	3	1	152	8
4:45 PM	2	7	0	7	30	0	3	27	6	2	41	3	4	0	1	0	128	5
4:50 PM	3	14	8	2	15	6	10	36	12	0	28	1	1	0	1	0	135	2
4:55 PM	2	15	2	3	25	5	5	29	8	2	27	4	8	0	3	0	127	11
5:00 PM	2	16	5	1	38	2	9	42	6	2	31	4	3	0	2	0	158	5
5:05 PM	5	18	3	6	17	7	6	43	11	2	18	5	2	0	1	0	141	3
5:10 PM	0	20	8	3	24	10	7	25	8	2	29	2	7	0	1	0	138	8
5:15 PM	5	28	3	3	31	12	8	40	9	5	37	6	1	3	0	0	187	4
5:20 PM	5	29	7	4	24	5	9	35	6	2	25	3	0	12	0	0	154	12
5:25 PM	3	28	9	5	48	9	9	32	7	8	38	4	0	1	0	1	200	2
5:30 PM	3	26	7	3	29	5	5	37	8	3	31	2	2	13	0	1	159	16
5:35 PM	3	29	13	1	28	4	7	45	17	0	39	3	0	3	0	3	189	6
5:40 PM	5	10	6	8	37	7	5	37	6	3	37	1	0	3	0	0	162	3
5:45 PM	0	14	0	7	43	3	8	19	11	2	37	6	0	2	0	4	150	6
5:50 PM	3	20	6	2	32	1	7	48	21	4	29	1	0	0	0	1	174	1
5:55 PM	1	15	3	5	23	3	8	35	9	3	39	5	0	7	0	0	149	7
HOURLY TOTALS	Southbound			Westbound			Northbound			Eastbound			Pedestrians By Approach				TOTAL	
4:00 PM	29	169	50	49	258	41	62	469	86	17	353	42	33	4	37	4	1625	78
4:15 PM	29	193	55	51	276	53	69	456	100	19	333	41	38	0	28	4	1675	70
4:30 PM	34	226	62	50	315	64	78	428	101	29	346	39	30	16	17	2	1772	65
4:45 PM	38	240	71	46	346	72	83	428	104	31	381	38	28	35	9	5	1878	77
5:00 PM	35	253	70	48	374	68	88	438	119	36	390	42	15	44	4	10	1961	73

INTERSECTION: *N Interstate Ave--N Portland Blvd--*
 PROJECT ID#:
 QC JOB #: 10247151

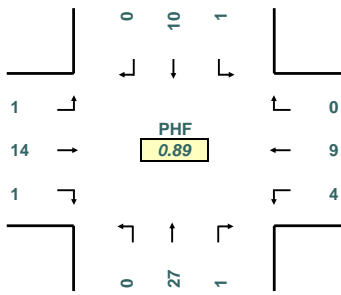
START TIME: 4:00 PM
 END TIME: 6:00 PM
 DATE: 4/11/2007



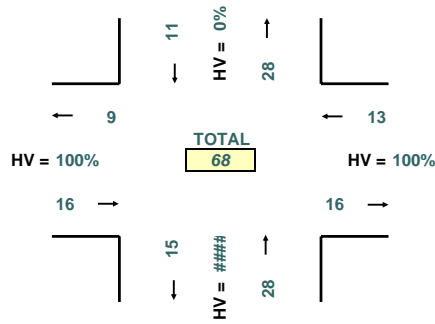
16285 SW 85th Avenue, Ste. 302
 Tigard, OR 97224
 Phone: 503-620-4242
 Fax: 503 620-4545

www.qualitycounts.net

PEAK HOUR TURNING MOVEMENTS



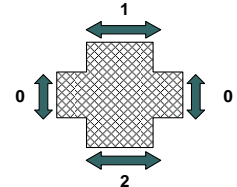
PEAK HOUR LINK VOLUMES



PEAK HOUR: 4:00 PM TO 5:00 PM

PEAK 15 MINUTES: 4:00 PM TO 4:15 PM

PEAK HOUR PED CROSSING VOLUMES



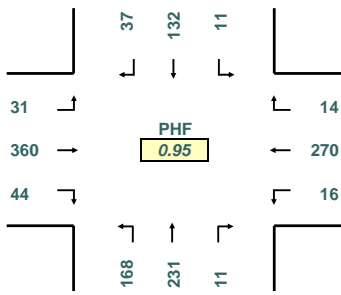
5-MINUTE COUNT PERIOD BEGINNING AT	<i>N Interstate Ave-- (Southbound)</i>			<i>N Portland Blvd-- (Westbound)</i>			<i>N Interstate Ave-- (Northbound)</i>			<i>N Portland Blvd-- (Eastbound)</i>			Crosswalk Usage (Peds By Approach)				TOTAL	
	Right	Thru	Left	Right	Thru	Left	Right	Thru	Left	Right	Thru	Left	North	East	South	West	Veh	Peds
4:00 PM	0	0	0	0	2	0	0	2	0	0	1	1	0	0	0	0	6	0
4:05 PM	0	1	0	0	0	0	0	5	0	0	1	0	1	0	1	0	7	2
4:10 PM	0	0	0	0	0	0	0	2	0	0	4	0	0	0	0	0	6	0
4:15 PM	0	2	0	0	3	0	1	2	0	0	1	0	0	0	1	0	9	1
4:20 PM	0	1	0	0	1	0	0	3	0	0	0	0	0	0	0	0	5	0
4:25 PM	0	1	1	0	0	1	0	1	0	0	0	0	0	0	0	0	4	0
4:30 PM	0	0	0	0	0	0	0	3	0	0	2	0	0	0	0	0	5	0
4:35 PM	0	1	0	0	0	0	0	3	0	1	1	0	0	0	0	0	6	0
4:40 PM	0	1	0	0	1	0	0	0	0	0	0	0	0	0	0	0	2	0
4:45 PM	0	1	0	0	1	0	0	2	0	0	0	0	0	0	0	0	4	0
4:50 PM	0	1	0	0	0	1	0	2	0	0	2	0	0	0	0	0	6	0
4:55 PM	0	1	0	0	1	2	0	2	0	0	2	0	0	0	0	0	8	0
5:00 PM	0	0	0	0	1	2	0	1	0	0	0	0	0	0	0	0	4	0
5:05 PM	0	0	0	0	1	0	0	2	0	0	2	0	0	0	0	0	5	0
5:10 PM	0	0	0	0	1	0	0	1	0	0	0	0	0	0	0	0	2	0
5:15 PM	0	0	0	0	1	0	0	1	1	0	0	0	0	0	0	0	3	0
5:20 PM	1	1	0	0	0	0	0	1	0	0	1	0	0	0	0	0	4	0
5:25 PM	0	1	0	0	0	1	0	1	1	0	0	0	0	0	0	0	4	0
5:30 PM	0	0	0	0	2	0	0	1	0	1	2	0	0	0	0	0	6	0
5:35 PM	0	1	0	0	2	0	0	1	0	0	0	0	0	0	0	0	4	0
5:40 PM	0	0	0	0	0	0	0	2	0	0	0	0	0	0	0	0	2	0
5:45 PM	0	0	0	0	1	0	0	2	0	2	0	0	0	0	0	0	5	0
5:50 PM	0	0	0	0	2	0	0	0	0	0	3	0	0	0	0	0	5	0
5:55 PM	0	0	0	0	0	0	0	0	0	0	1	0	0	0	0	0	1	0
HOURLY TOTALS	Southbound			Westbound			Northbound			Eastbound			Pedestrians By Approach				TOTAL	
4:00 PM	0	10	1	0	9	4	1	27	0	1	14	1	1	0	2	0	68	3
4:15 PM	0	9	1	0	10	6	1	22	0	1	10	0	0	0	1	0	60	1
4:30 PM	1	7	0	0	7	6	0	19	2	1	10	0	0	0	0	0	53	0
4:45 PM	1	6	0	0	10	6	0	17	2	1	9	0	0	0	0	0	52	0
5:00 PM	1	3	0	0	11	3	0	13	2	3	9	0	0	0	0	0	45	0

INTERSECTION: *N Vancouver Ave--From North/N Portland Ave--From East* START TIME: 4:00 PM
 PROJECT ID#: END TIME: 6:00 PM
 QC JOB #: 10247164 DATE: 4/11/2007

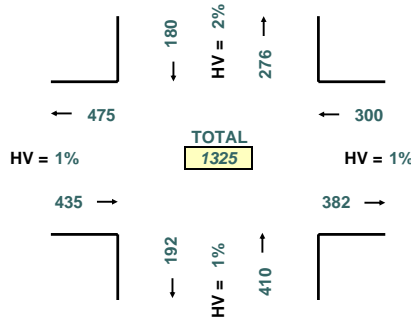


QUALITY COUNTS
 10205 SW 60th Avenue, Ste. 302
 Tigard, OR 97224
 Phone: 503-620-4242
 Fax: 503 620-4545
 www.qualitycounts.net

PEAK HOUR TURNING MOVEMENTS



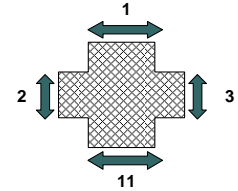
PEAK HOUR LINK VOLUMES



PEAK HOUR: 5:00 PM TO 6:00 PM

PEAK 15 MINUTES: 5:15 PM TO 5:30 PM

PEAK HOUR PED CROSSING VOLUMES



5-MINUTE COUNT PERIOD BEGINNING AT	N Vancouver Ave--From North (Southbound)			N Portland Ave--From East (Westbound)			N Vancouver Ave--From South (Northbound)			N Portland Ave--From West (Eastbound)			Crosswalk Usage (Peds By Approach)				TOTAL	
	Right	Thru	Left	Right	Thru	Left	Right	Thru	Left	Right	Thru	Left	North	East	South	West	Veh	Peds
4:00 PM	2	17	4	3	22	0	3	14	1	3	28	6	0	0	0	0	103	0
4:05 PM	2	12	0	1	14	0	1	21	12	1	22	3	0	0	0	0	89	0
4:10 PM	5	9	0	2	22	2	0	16	15	3	29	5	0	0	0	0	108	0
4:15 PM	5	6	1	0	22	0	5	12	13	8	31	2	0	0	0	2	105	2
4:20 PM	5	9	0	1	28	1	3	13	13	3	22	5	0	0	0	1	103	1
4:25 PM	3	10	0	2	27	1	0	24	12	3	32	5	0	0	0	0	119	0
4:30 PM	1	8	0	1	20	0	0	14	12	3	28	6	0	0	0	0	93	0
4:35 PM	5	13	1	0	21	0	0	17	16	5	24	6	0	1	0	0	108	1
4:40 PM	6	16	1	1	30	3	1	17	14	2	24	6	0	0	0	0	121	0
4:45 PM	1	5	0	3	24	0	1	17	12	3	25	7	0	0	0	0	98	0
4:50 PM	3	7	1	2	28	0	1	17	10	6	38	6	0	0	0	0	119	0
4:55 PM	2	13	1	1	25	0	0	15	6	3	21	5	0	0	0	0	92	0
5:00 PM	3	7	1	2	23	2	1	17	12	3	22	1	0	0	0	0	94	0
5:05 PM	2	13	2	1	26	1	0	30	16	7	23	2	0	1	0	0	123	1
5:10 PM	4	9	1	1	30	1	1	16	10	3	28	1	0	0	0	0	105	0
5:15 PM	5	14	0	1	29	1	0	24	17	3	29	1	0	0	0	0	124	0
5:20 PM	4	14	0	0	25	1	1	21	18	5	34	4	0	0	0	0	127	0
5:25 PM	4	9	2	0	12	1	1	17	14	2	33	2	0	0	0	1	97	1
5:30 PM	5	19	2	1	19	3	1	20	18	1	32	2	0	1	0	1	123	2
5:35 PM	2	8	0	0	12	0	0	20	11	3	31	2	1	0	11	0	89	12
5:40 PM	2	9	0	2	33	2	0	17	11	4	36	4	0	1	0	0	120	1
5:45 PM	2	12	2	0	24	1	1	12	19	5	31	3	0	0	0	0	112	0
5:50 PM	3	13	1	5	22	1	1	24	17	3	35	5	0	0	0	0	130	0
5:55 PM	1	5	0	1	15	2	4	13	5	5	26	4	0	0	0	0	81	0
HOURLY TOTALS	Southbound			Westbound			Northbound			Eastbound			Pedestrians By Approach				TOTAL	
4:00 PM	40	125	9	17	283	7	15	197	136	43	324	62	0	1	0	3	1258	4
4:15 PM	40	116	9	15	304	9	13	209	146	49	318	52	0	2	0	3	1280	5
4:30 PM	40	128	10	13	293	10	7	222	157	45	329	47	0	2	0	1	1301	3
4:45 PM	37	127	10	14	286	12	7	231	155	43	352	37	1	3	11	2	1311	17
5:00 PM	37	132	11	14	270	16	11	231	168	44	360	31	1	3	11	2	1325	17

INTERSECTION: *N Vancouver Ave--/N Portland Ave--*
 PROJECT ID#:
 QC JOB #: 10247164

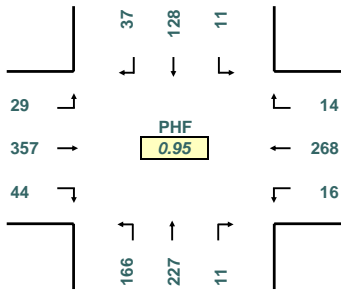
START TIME: 4:00 PM
 END TIME: 6:00 PM
 DATE: 4/11/2007



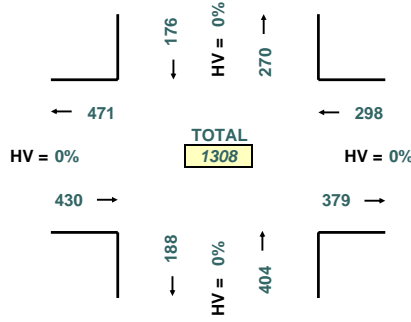
16285 SW 85th Avenue, Ste. 302
 Tigard, OR 97224
 Phone: 503-620-4242
 Fax: 503 620-4545

www.qualitycounts.net

PEAK HOUR TURNING MOVEMENTS



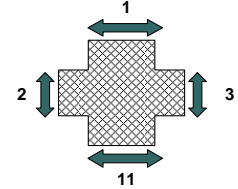
PEAK HOUR LINK VOLUMES



PEAK HOUR: 5:00 PM TO 6:00 PM

PEAK 15 MINUTES: 5:15 PM TO 5:30 PM

PEAK HOUR PED CROSSING VOLUMES



5-MINUTE COUNT PERIOD BEGINNING AT	N Vancouver Ave-- (Southbound)			N Portland Ave-- (Westbound)			N Vancouver Ave-- (Northbound)			N Portland Ave-- (Eastbound)			Crosswalk Usage (Peds By Approach)				TOTAL	
	Right	Thru	Left	Right	Thru	Left	Right	Thru	Left	Right	Thru	Left	North	East	South	West	Veh	Peds
4:00 PM	2	16	4	3	21	0	2	13	0	3	28	6	0	0	0	0	98	0
4:05 PM	2	12	0	1	14	0	1	21	11	1	22	1	0	0	0	0	86	0
4:10 PM	5	9	0	2	20	2	0	15	15	3	29	5	0	0	0	0	105	0
4:15 PM	5	5	1	0	21	0	5	12	12	6	30	2	0	0	0	2	99	2
4:20 PM	5	8	0	1	28	1	3	12	13	3	22	4	0	0	0	1	100	1
4:25 PM	3	10	0	2	26	1	0	23	12	3	31	5	0	0	0	0	116	0
4:30 PM	1	7	0	1	20	0	0	14	12	3	27	6	0	0	0	0	91	0
4:35 PM	5	13	1	0	21	0	0	15	16	4	23	6	0	1	0	0	104	1
4:40 PM	6	14	1	1	27	3	1	17	13	2	23	5	0	0	0	0	113	0
4:45 PM	1	5	0	3	22	0	1	16	12	3	25	6	0	0	0	0	94	0
4:50 PM	3	7	1	2	27	0	1	16	10	5	36	5	0	0	0	0	113	0
4:55 PM	2	13	1	1	25	0	0	13	6	3	21	5	0	0	0	0	90	0
5:00 PM	3	7	1	2	23	2	1	17	12	3	22	1	0	0	0	0	94	0
5:05 PM	2	13	2	1	25	1	0	29	16	7	23	2	0	1	0	0	121	1
5:10 PM	4	8	1	1	30	1	1	16	10	3	26	1	0	0	0	0	102	0
5:15 PM	5	14	0	1	28	1	0	24	17	3	29	1	0	0	0	0	123	0
5:20 PM	4	13	0	0	25	1	1	21	17	5	34	4	0	0	0	0	125	0
5:25 PM	4	9	2	0	12	1	1	17	14	2	33	2	0	0	0	1	97	1
5:30 PM	5	19	2	1	19	3	1	20	18	1	32	2	0	1	0	1	123	2
5:35 PM	2	6	0	0	12	0	0	20	11	3	31	2	1	0	11	0	87	12
5:40 PM	2	9	0	2	33	2	0	16	11	4	35	4	0	1	0	0	118	1
5:45 PM	2	12	2	0	24	1	1	12	18	5	31	2	0	0	0	0	110	0
5:50 PM	3	13	1	5	22	1	1	23	17	3	35	4	0	0	0	0	128	0
5:55 PM	1	5	0	1	15	2	4	12	5	5	26	4	0	0	0	0	80	0
HOURLY TOTALS	Southbound			Westbound			Northbound			Eastbound			Pedestrians By Approach				TOTAL	
4:00 PM	40	119	9	17	272	7	14	187	132	39	317	56	0	1	0	3	1209	4
4:15 PM	40	110	9	15	295	9	13	200	144	45	309	48	0	2	0	3	1237	5
4:30 PM	40	123	10	13	285	10	7	215	155	43	322	44	0	2	0	1	1267	3
4:45 PM	37	123	10	14	281	12	7	225	154	42	347	35	1	3	11	2	1287	17
5:00 PM	37	128	11	14	268	16	11	227	166	44	357	29	1	3	11	2	1308	17

INTERSECTION: *N Vancouver Ave--/N Portland Ave--*
 PROJECT ID#:
 QC JOB #: 10247164

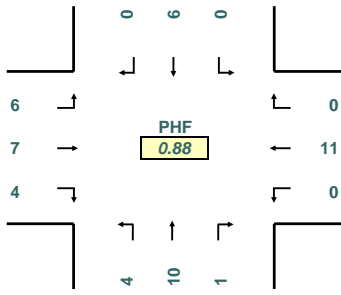
START TIME: 4:00 PM
 END TIME: 6:00 PM
 DATE: 4/11/2007



16285 SW 85th Avenue, Ste. 302
 Tigard, OR 97224
 Phone: 503-620-4242
 Fax: 503 620-4545

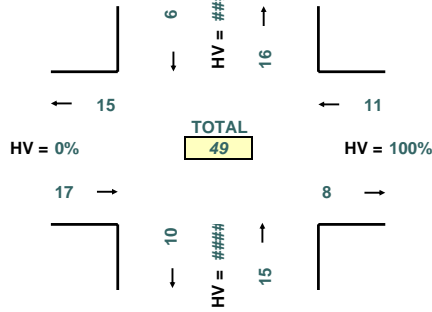
www.qualitycounts.net

PEAK HOUR TURNING MOVEMENTS



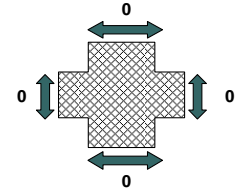
PEAK HOUR: 4:00 PM TO 5:00 PM

PEAK HOUR LINK VOLUMES



PEAK 15 MINUTES: 4:30 PM TO 4:45 PM

PEAK HOUR PED CROSSING VOLUMES



5-MINUTE COUNT PERIOD BEGINNING AT	<i>N Vancouver Ave-- (Southbound)</i>			<i>N Portland Ave-- (Westbound)</i>			<i>N Vancouver Ave-- (Northbound)</i>			<i>N Portland Ave-- (Eastbound)</i>			Crosswalk Usage (Peds By Approach)				TOTAL	
	Right	Thru	Left	Right	Thru	Left	Right	Thru	Left	Right	Thru	Left	North	East	South	West	Veh	Peds
4:00 PM	0	1	0	0	1	0	1	1	1	0	0	0	0	0	0	0	5	0
4:05 PM	0	0	0	0	0	0	0	0	1	0	0	2	0	0	0	0	3	0
4:10 PM	0	0	0	0	2	0	0	1	0	0	0	0	0	0	0	0	3	0
4:15 PM	0	1	0	0	1	0	0	0	1	2	1	0	0	0	0	0	6	0
4:20 PM	0	1	0	0	0	0	0	1	0	0	0	1	0	0	0	0	3	0
4:25 PM	0	0	0	0	1	0	0	1	0	0	1	0	0	0	0	0	3	0
4:30 PM	0	1	0	0	0	0	0	0	0	0	1	0	0	0	0	0	2	0
4:35 PM	0	0	0	0	0	0	0	2	0	1	1	0	0	0	0	0	4	0
4:40 PM	0	2	0	0	3	0	0	0	1	0	1	1	0	0	0	0	8	0
4:45 PM	0	0	0	0	2	0	0	1	0	0	0	1	0	0	0	0	4	0
4:50 PM	0	0	0	0	1	0	0	1	0	1	2	1	0	0	0	0	6	0
4:55 PM	0	0	0	0	0	0	0	2	0	0	0	0	0	0	0	0	2	0
5:00 PM	0	0	0	0	0	0	0	0	0	0	0	0	0	0	0	0	0	0
5:05 PM	0	0	0	0	1	0	0	1	0	0	0	0	0	0	0	0	2	0
5:10 PM	0	1	0	0	0	0	0	0	0	0	2	0	0	0	0	0	3	0
5:15 PM	0	0	0	0	1	0	0	0	0	0	0	0	0	0	0	0	1	0
5:20 PM	0	1	0	0	0	0	0	0	1	0	0	0	0	0	0	0	2	0
5:25 PM	0	0	0	0	0	0	0	0	0	0	0	0	0	0	0	0	0	0
5:30 PM	0	0	0	0	0	0	0	0	0	0	0	0	0	0	0	0	0	0
5:35 PM	0	2	0	0	0	0	0	0	0	0	0	0	0	0	0	0	2	0
5:40 PM	0	0	0	0	0	0	0	1	0	0	1	0	0	0	0	0	2	0
5:45 PM	0	0	0	0	0	0	0	0	1	0	0	1	0	0	0	0	2	0
5:50 PM	0	0	0	0	0	0	0	1	0	0	0	1	0	0	0	0	2	0
5:55 PM	0	0	0	0	0	0	0	1	0	0	0	0	0	0	0	0	1	0
HOURLY TOTALS	Southbound			Westbound			Northbound			Eastbound			Pedestrians By Approach				TOTAL	
	Right	Thru	Left	Right	Thru	Left	Right	Thru	Left	Right	Thru	Left	North	East	South	West	Veh	Peds
4:00 PM	0	6	0	0	11	0	1	10	4	4	7	6	0	0	0	0	49	0
4:15 PM	0	6	0	0	9	0	0	9	2	4	9	4	0	0	0	0	43	0
4:30 PM	0	5	0	0	8	0	0	7	2	2	7	3	0	0	0	0	34	0
4:45 PM	0	4	0	0	5	0	0	6	1	1	5	2	0	0	0	0	24	0
5:00 PM	0	4	0	0	2	0	0	4	2	0	3	2	0	0	0	0	17	0

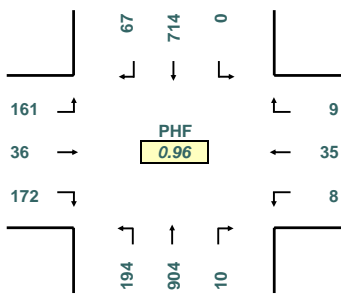
INTERSECTION: *NE MLK Jr Blvd--From North/NE Portland Blvd--From East* START TIME: 4:00 PM
 PROJECT ID#: END TIME: 6:00 PM
 QC JOB #: 10247165 DATE: 4/11/2007



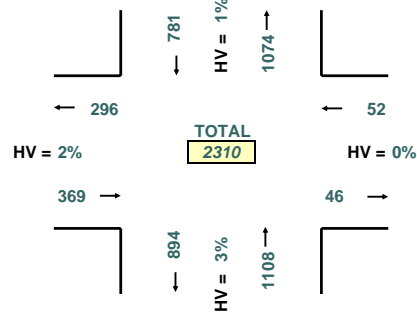
16285 SW 85th Avenue, Ste. 302
 Tigard, OR 97224
 Phone: 503-620-4242
 Fax: 503 620-4545

www.qualitycounts.net

PEAK HOUR TURNING MOVEMENTS



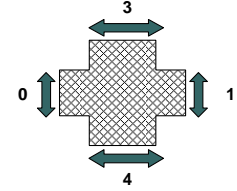
PEAK HOUR LINK VOLUMES



PEAK HOUR: 4:30 PM TO 5:30 PM

PEAK 15 MINUTES: 4:30 PM TO 4:45 PM

PEAK HOUR PED CROSSING VOLUMES



5-MINUTE COUNT PERIOD BEGINNING AT	NE MLK Jr Blvd--From North (Southbound)			NE Portland Blvd--From East (Westbound)			NE MLK Jr Blvd--From South (Northbound)			NE Portland Blvd--From West (Eastbound)			Crosswalk Usage (Peds By Approach)				TOTAL	
	Right	Thru	Left	Right	Thru	Left	Right	Thru	Left	Right	Thru	Left	North	East	South	West	Veh	Peds
4:00 PM	9	46	0	0	1	0	1	93	13	13	3	16	1	1	0	0	195	2
4:05 PM	4	63	0	0	2	0	4	68	5	9	1	11	0	0	2	0	167	2
4:10 PM	5	58	0	0	0	0	1	64	20	12	6	14	0	0	0	0	180	0
4:15 PM	3	56	0	0	1	1	3	77	12	16	4	15	0	0	0	0	188	0
4:20 PM	8	67	0	1	2	1	1	74	19	10	1	8	1	0	0	0	192	1
4:25 PM	6	64	0	1	2	0	1	57	20	18	2	12	1	2	0	0	183	3
4:30 PM	4	60	0	1	2	2	2	80	12	13	1	15	2	0	1	0	192	3
4:35 PM	4	58	0	1	4	0	1	73	20	8	5	15	0	0	0	0	189	0
4:40 PM	10	80	0	1	1	2	0	80	14	10	3	19	0	0	1	0	220	1
4:45 PM	6	45	0	0	4	1	2	82	19	23	4	9	0	0	1	0	195	1
4:50 PM	3	64	0	0	5	0	1	77	14	22	4	15	0	1	1	0	205	2
4:55 PM	6	58	0	1	1	0	1	68	21	13	4	9	1	0	0	0	182	1
5:00 PM	6	52	0	0	3	0	1	70	13	5	4	14	0	0	0	0	168	0
5:05 PM	5	55	0	0	1	0	0	86	20	18	1	13	0	0	0	0	199	0
5:10 PM	7	49	0	3	5	0	0	70	20	16	4	14	0	0	0	0	188	0
5:15 PM	5	70	0	0	4	1	0	86	13	15	0	11	0	0	0	0	205	0
5:20 PM	7	56	0	0	1	0	1	72	14	12	4	16	0	0	0	0	183	0
5:25 PM	4	67	0	2	4	2	1	60	14	17	2	11	0	0	0	0	184	0
5:30 PM	11	47	0	1	5	1	1	73	10	27	5	9	0	0	0	0	190	0
5:35 PM	6	54	0	0	1	1	0	71	8	19	2	17	0	0	0	0	179	0
5:40 PM	5	63	0	0	1	0	3	91	21	12	2	13	0	0	0	0	211	0
5:45 PM	2	43	0	1	6	0	1	71	21	17	2	7	0	0	0	0	171	0
5:50 PM	8	51	0	2	1	0	0	60	9	8	1	12	0	0	0	0	152	0
5:55 PM	3	51	0	0	1	1	0	79	15	16	3	11	0	0	0	0	180	0
HOURLY TOTALS	Southbound			Westbound			Northbound			Eastbound			Pedestrians By Approach				TOTAL	
4:00 PM	68	719	0	6	25	7	18	893	189	167	38	158	6	4	6	0	2288	16
4:15 PM	68	708	0	9	31	7	13	894	204	172	37	158	5	3	4	0	2301	12
4:30 PM	67	714	0	9	35	8	10	904	194	172	36	161	3	1	4	0	2310	8
4:45 PM	71	680	0	7	35	6	11	906	187	199	36	151	1	1	2	0	2289	4
5:00 PM	69	658	0	9	33	6	8	889	178	182	30	148	0	0	0	0	2210	0

INTERSECTION: *NE MLK Jr Blvd--NE Portland Blvd--*
 PROJECT ID#:
 QC JOB #: 10247165

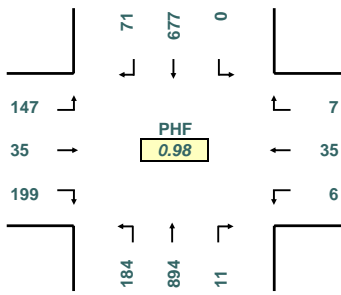
START TIME: 4:00 PM
 END TIME: 6:00 PM
 DATE: 4/11/2007



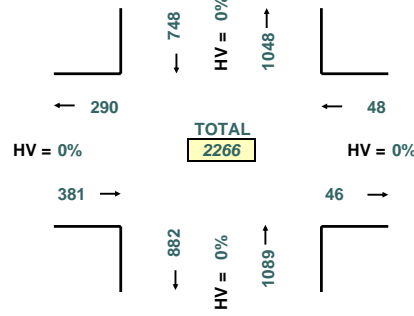
16285 SW 85th Avenue, Ste. 302
 Tigard, OR 97224
 Phone: 503-620-4242
 Fax: 503 620-4545

www.qualitycounts.net

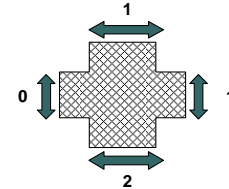
PEAK HOUR TURNING MOVEMENTS



PEAK HOUR LINK VOLUMES



PEAK HOUR PED CROSSING VOLUMES



PEAK HOUR: 4:45 PM TO 5:45 PM

PEAK 15 MINUTES: 5:30 PM TO 5:45 PM

5-MINUTE COUNT PERIOD BEGINNING AT	NE MLK Jr Blvd-- (Southbound)			NE Portland Blvd-- (Westbound)			NE MLK Jr Blvd-- (Northbound)			NE Portland Blvd-- (Eastbound)			Crosswalk Usage (Peds By Approach)				TOTAL	
	Right	Thru	Left	Right	Thru	Left	Right	Thru	Left	Right	Thru	Left	North	East	South	West	Veh	Peds
4:00 PM	8	43	0	0	1	0	1	88	13	13	3	15	1	1	0	0	185	2
4:05 PM	4	60	0	0	1	0	4	64	5	9	1	11	0	0	2	0	159	2
4:10 PM	4	57	0	0	0	0	1	57	17	11	6	14	0	0	0	0	167	0
4:15 PM	3	53	0	0	1	1	3	69	12	16	4	15	0	0	0	0	177	0
4:20 PM	8	64	0	1	2	1	1	71	19	10	1	8	0	0	0	0	186	0
4:25 PM	6	62	0	1	2	0	1	56	20	18	2	11	1	2	0	0	179	3
4:30 PM	4	60	0	1	2	2	2	77	12	13	1	14	2	0	1	0	188	3
4:35 PM	4	57	0	1	4	0	0	67	20	7	5	15	0	0	0	0	180	0
4:40 PM	9	79	0	1	1	2	0	77	11	10	3	17	0	0	1	0	210	1
4:45 PM	6	45	0	0	4	1	2	78	16	23	4	9	0	0	1	0	188	1
4:50 PM	3	63	0	0	5	0	1	71	14	22	3	13	0	1	1	0	195	2
4:55 PM	6	56	0	1	1	0	1	66	21	13	4	9	1	0	0	0	178	1
5:00 PM	6	52	0	0	3	0	1	70	13	5	4	13	0	0	0	0	167	0
5:05 PM	5	55	0	0	1	0	0	86	20	18	1	13	0	0	0	0	199	0
5:10 PM	7	49	0	3	5	0	0	70	20	16	4	14	0	0	0	0	188	0
5:15 PM	5	70	0	0	4	1	0	86	13	15	0	11	0	0	0	0	205	0
5:20 PM	7	56	0	0	1	0	1	72	14	12	4	16	0	0	0	0	183	0
5:25 PM	4	67	0	2	4	2	1	60	14	17	2	11	0	0	0	0	184	0
5:30 PM	11	47	0	1	5	1	1	73	10	27	5	9	0	0	0	0	190	0
5:35 PM	6	54	0	0	1	1	0	71	8	19	2	17	0	0	0	0	179	0
5:40 PM	5	63	0	0	1	0	3	91	21	12	2	12	0	0	0	0	210	0
5:45 PM	2	43	0	1	6	0	1	70	21	17	2	7	0	0	0	0	170	0
5:50 PM	8	50	0	2	1	0	0	59	9	8	1	12	0	0	0	0	150	0
5:55 PM	3	50	0	0	1	1	0	78	15	16	3	11	0	0	0	0	178	0
HOURLY TOTALS	Southbound			Westbound			Northbound			Eastbound			Pedestrians By Approach				TOTAL	
4:00 PM	65	699	0	6	24	7	17	841	180	165	37	151	5	4	6	0	2192	15
4:15 PM	67	695	0	9	31	7	12	858	198	171	36	151	4	3	4	0	2235	11
4:30 PM	66	709	0	9	35	8	9	880	188	171	35	155	3	1	4	0	2265	8
4:45 PM	71	677	0	7	35	6	11	894	184	199	35	147	1	1	2	0	2266	4
5:00 PM	69	656	0	9	33	6	8	886	178	182	30	146	0	0	0	0	2203	0

INTERSECTION: *NE MLK Jr Blvd--NE Portland Blvd--*
 PROJECT ID#:
 QC JOB #: 10247165

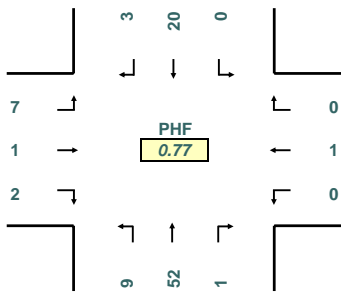
START TIME: 4:00 PM
 END TIME: 6:00 PM
 DATE: 4/11/2007



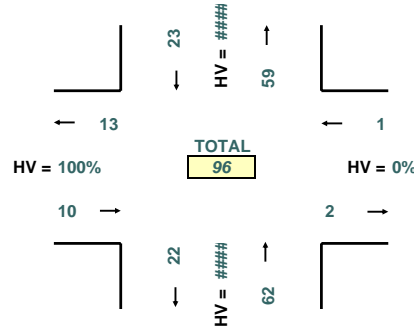
16285 SW 85th Avenue, Ste. 302
 Tigard, OR 97224
 Phone: 503-620-4242
 Fax: 503 620-4545

www.qualitycounts.net

PEAK HOUR TURNING MOVEMENTS



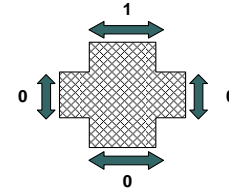
PEAK HOUR LINK VOLUMES



PEAK HOUR: 4:00 PM TO 5:00 PM

PEAK 15 MINUTES: 4:00 PM TO 4:15 PM

PEAK HOUR PED CROSSING VOLUMES



5-MINUTE COUNT PERIOD BEGINNING AT	NE MLK Jr Blvd-- (Southbound)			NE Portland Blvd-- (Westbound)			NE MLK Jr Blvd-- (Northbound)			NE Portland Blvd-- (Eastbound)			Crosswalk Usage (Peds By Approach)				TOTAL	
	Right	Thru	Left	Right	Thru	Left	Right	Thru	Left	Right	Thru	Left	North	East	South	West	Veh	Peds
4:00 PM	1	3	0	0	0	0	0	5	0	0	0	1	0	0	0	0	10	0
4:05 PM	0	3	0	0	1	0	0	4	0	0	0	0	0	0	0	0	8	0
4:10 PM	1	1	0	0	0	0	0	7	3	1	0	0	0	0	0	0	13	0
4:15 PM	0	3	0	0	0	0	0	8	0	0	0	0	0	0	0	0	11	0
4:20 PM	0	3	0	0	0	0	0	3	0	0	0	0	1	0	0	0	6	1
4:25 PM	0	2	0	0	0	0	0	1	0	0	0	1	0	0	0	0	4	0
4:30 PM	0	0	0	0	0	0	0	3	0	0	0	1	0	0	0	0	4	0
4:35 PM	0	1	0	0	0	0	1	6	0	1	0	0	0	0	0	0	9	0
4:40 PM	1	1	0	0	0	0	0	3	3	0	0	2	0	0	0	0	10	0
4:45 PM	0	0	0	0	0	0	0	4	3	0	0	0	0	0	0	0	7	0
4:50 PM	0	1	0	0	0	0	0	6	0	0	1	2	0	0	0	0	10	0
4:55 PM	0	2	0	0	0	0	0	2	0	0	0	0	0	0	0	0	4	0
5:00 PM	0	0	0	0	0	0	0	0	0	0	0	1	0	0	0	0	1	0
5:05 PM	0	0	0	0	0	0	0	0	0	0	0	0	0	0	0	0	0	0
5:10 PM	0	0	0	0	0	0	0	0	0	0	0	0	0	0	0	0	0	0
5:15 PM	0	0	0	0	0	0	0	0	0	0	0	0	0	0	0	0	0	0
5:20 PM	0	0	0	0	0	0	0	0	0	0	0	0	0	0	0	0	0	0
5:25 PM	0	0	0	0	0	0	0	0	0	0	0	0	0	0	0	0	0	0
5:30 PM	0	0	0	0	0	0	0	0	0	0	0	0	0	0	0	0	0	0
5:35 PM	0	0	0	0	0	0	0	0	0	0	0	0	0	0	0	0	0	0
5:40 PM	0	0	0	0	0	0	0	0	0	0	0	1	0	0	0	0	1	0
5:45 PM	0	0	0	0	0	0	0	1	0	0	0	0	0	0	0	0	1	0
5:50 PM	0	1	0	0	0	0	0	1	0	0	0	0	0	0	0	0	2	0
5:55 PM	0	1	0	0	0	0	0	1	0	0	0	0	0	0	0	0	2	0
HOURLY TOTALS	Southbound			Westbound			Northbound			Eastbound			Pedestrians By Approach				TOTAL	
	Right	Thru	Left	Right	Thru	Left	Right	Thru	Left	Right	Thru	Left	North	East	South	West	Veh	Peds
4:00 PM	3	20	0	0	1	0	1	52	9	2	1	7	1	0	0	0	96	1
4:15 PM	1	13	0	0	0	0	1	36	6	1	1	7	1	0	0	0	66	1
4:30 PM	1	5	0	0	0	0	1	24	6	1	1	6	0	0	0	0	45	0
4:45 PM	0	3	0	0	0	0	0	12	3	0	1	4	0	0	0	0	23	0
5:00 PM	0	2	0	0	0	0	0	3	0	0	0	2	0	0	0	0	7	0

INTERSECTION: *N Greeley Ave--N Lombard Ave--*
 PROJECT ID#:
 QC JOB #: 10247152

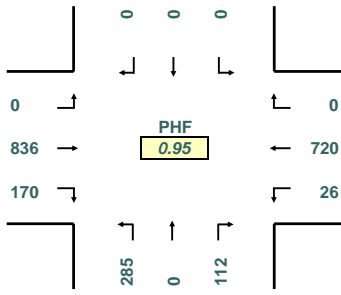
START TIME: 4:00 PM
 END TIME: 6:00 PM
 DATE: 4/11/2007



16285 SW 85th Avenue, Ste. 302
 Tigard, OR 97224
 Phone: 503-620-4242
 Fax: 503 620-4545

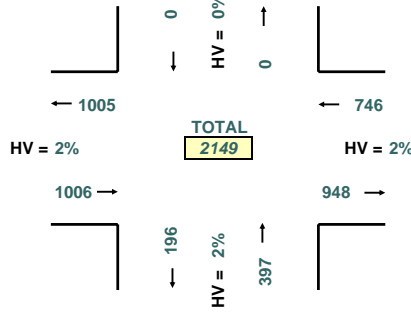
www.qualitycounts.net

PEAK HOUR TURNING MOVEMENTS



PHF
0.95

PEAK HOUR LINK VOLUMES

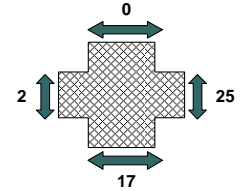


TOTAL
2149

PEAK HOUR: 4:45 PM TO 5:45 PM

PEAK 15 MINUTES: 5:30 PM TO 5:45 PM

PEAK HOUR PED CROSSING VOLUMES



5-MINUTE COUNT PERIOD BEGINNING AT	N Greeley Ave-- (Southbound)			N Lombard Ave-- (Westbound)			N Greeley Ave-- (Northbound)			N Lombard Ave-- (Eastbound)			Crosswalk Usage (Peds By Approach)				TOTAL	
	Right	Thru	Left	Right	Thru	Left	Right	Thru	Left	Right	Thru	Left	North	East	South	West	Veh	Peds
4:00 PM	0	0	0	0	60	1	11	0	28	4	52	0	0	6	0	0	156	6
4:05 PM	0	0	0	0	52	2	13	0	20	16	76	0	0	2	0	1	179	3
4:10 PM	0	0	0	0	65	2	7	0	12	10	80	0	0	2	1	1	176	4
4:15 PM	0	0	0	0	53	6	11	0	32	11	59	0	0	2	0	0	172	2
4:20 PM	0	0	0	0	69	0	16	0	22	14	66	0	0	2	0	0	187	2
4:25 PM	0	0	0	0	56	4	8	0	15	14	62	0	0	3	1	0	159	4
4:30 PM	0	0	0	0	54	2	12	0	19	17	67	0	0	1	2	0	171	3
4:35 PM	0	0	0	0	49	4	9	0	30	13	62	0	0	6	1	0	167	7
4:40 PM	0	0	0	0	59	7	6	0	17	15	63	0	0	0	0	0	167	0
4:45 PM	0	0	0	0	54	2	6	0	24	20	64	0	0	6	5	0	170	11
4:50 PM	0	0	0	0	74	4	12	0	29	13	72	0	0	5	0	0	204	5
4:55 PM	0	0	0	0	64	0	10	0	21	17	75	0	0	3	3	0	187	6
5:00 PM	0	0	0	0	46	2	5	0	14	14	74	0	0	1	2	1	155	4
5:05 PM	0	0	0	0	53	2	9	0	16	14	77	0	0	2	1	0	171	3
5:10 PM	0	0	0	0	56	0	9	0	24	13	55	0	0	2	0	0	157	2
5:15 PM	0	0	0	0	69	3	8	0	24	18	71	0	0	2	1	0	193	3
5:20 PM	0	0	0	0	57	2	6	0	21	15	61	0	0	0	0	0	162	0
5:25 PM	0	0	0	0	58	3	14	0	27	14	68	0	0	0	3	0	184	3
5:30 PM	0	0	0	0	65	4	11	0	29	15	67	0	0	2	2	0	191	4
5:35 PM	0	0	0	0	59	3	9	0	27	5	83	0	0	2	0	0	186	2
5:40 PM	0	0	0	0	65	1	13	0	29	12	69	0	0	0	0	1	189	1
5:45 PM	0	0	0	0	49	3	15	0	28	7	59	0	0	0	1	1	161	2
5:50 PM	0	0	0	0	68	1	6	0	20	9	70	0	0	0	0	1	174	1
5:55 PM	0	0	0	0	46	1	10	0	15	11	72	0	0	0	1	2	155	3
HOURLY TOTALS	Southbound			Westbound			Northbound			Eastbound			Pedestrians By Approach				TOTAL	
4:00 PM	0	0	0	0	709	34	121	0	269	164	798	0	0	38	13	2	2095	53
4:15 PM	0	0	0	0	687	33	113	0	263	175	796	0	0	33	15	1	2067	49
4:30 PM	0	0	0	0	693	31	106	0	266	183	809	0	0	28	18	1	2088	47
4:45 PM	0	0	0	0	720	26	112	0	285	170	836	0	0	25	17	2	2149	44
5:00 PM	0	0	0	0	691	25	115	0	274	147	826	0	0	11	11	6	2078	28

INTERSECTION: *N Greeley Ave--N Lombard Ave--*
 PROJECT ID#:
 QC JOB #: 10247152

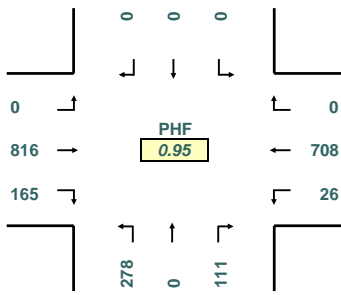
START TIME: 4:00 PM
 END TIME: 6:00 PM
 DATE: 4/11/2007



16285 SW 85th Avenue, Ste. 302
 Tigard, OR 97224
 Phone: 503-620-4242
 Fax: 503 620-4545

www.qualitycounts.net

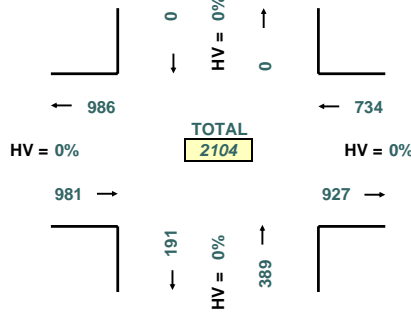
PEAK HOUR TURNING MOVEMENTS



PHF
0.95

PEAK HOUR: 4:45 PM TO 5:45 PM

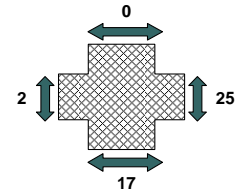
PEAK HOUR LINK VOLUMES



TOTAL
2104

PEAK 15 MINUTES: 5:30 PM TO 5:45 PM

PEAK HOUR PED CROSSING VOLUMES



5-MINUTE COUNT PERIOD BEGINNING AT	N Greeley Ave-- (Southbound)			N Lombard Ave-- (Westbound)			N Greeley Ave-- (Northbound)			N Lombard Ave-- (Eastbound)			Crosswalk Usage (Peds By Approach)				TOTAL	
	Right	Thru	Left	Right	Thru	Left	Right	Thru	Left	Right	Thru	Left	North	East	South	West	Veh	Peds
4:00 PM	0	0	0	0	60	1	11	0	27	4	49	0	0	6	0	0	152	6
4:05 PM	0	0	0	0	51	2	13	0	20	16	74	0	0	2	0	1	176	3
4:10 PM	0	0	0	0	63	2	6	0	11	9	76	0	0	2	1	1	167	4
4:15 PM	0	0	0	0	53	6	11	0	31	10	56	0	0	2	0	0	167	2
4:20 PM	0	0	0	0	66	0	15	0	21	14	63	0	0	2	0	0	179	2
4:25 PM	0	0	0	0	55	4	8	0	15	14	59	0	0	2	1	0	155	3
4:30 PM	0	0	0	0	53	2	11	0	17	17	63	0	0	1	2	0	163	3
4:35 PM	0	0	0	0	48	4	9	0	27	12	60	0	0	6	1	0	160	7
4:40 PM	0	0	0	0	56	7	6	0	16	13	63	0	0	0	0	0	161	0
4:45 PM	0	0	0	0	54	2	6	0	23	20	63	0	0	6	5	0	168	11
4:50 PM	0	0	0	0	72	4	12	0	29	13	70	0	0	5	0	0	200	5
4:55 PM	0	0	0	0	63	0	10	0	21	15	74	0	0	3	3	0	183	6
5:00 PM	0	0	0	0	46	2	5	0	14	13	72	0	0	1	2	1	152	4
5:05 PM	0	0	0	0	51	2	8	0	16	14	76	0	0	2	1	0	167	3
5:10 PM	0	0	0	0	53	0	9	0	24	12	53	0	0	2	0	0	151	2
5:15 PM	0	0	0	0	68	3	8	0	22	18	70	0	0	2	1	0	189	3
5:20 PM	0	0	0	0	57	2	6	0	21	14	58	0	0	0	0	0	158	0
5:25 PM	0	0	0	0	58	3	14	0	26	14	67	0	0	0	3	0	182	3
5:30 PM	0	0	0	0	65	4	11	0	29	15	65	0	0	2	2	0	189	4
5:35 PM	0	0	0	0	56	3	9	0	25	5	81	0	0	2	0	0	179	2
5:40 PM	0	0	0	0	65	1	13	0	28	12	67	0	0	0	0	1	186	1
5:45 PM	0	0	0	0	48	3	15	0	28	6	58	0	0	0	1	1	158	2
5:50 PM	0	0	0	0	68	1	6	0	17	8	67	0	0	0	0	1	167	1
5:55 PM	0	0	0	0	44	1	10	0	15	11	71	0	0	0	1	2	152	3
HOURLY TOTALS	Southbound			Westbound			Northbound			Eastbound			Pedestrians By Approach				TOTAL	
4:00 PM	0	0	0	0	694	34	118	0	258	157	770	0	0	37	13	2	2031	52
4:15 PM	0	0	0	0	670	33	110	0	254	167	772	0	0	32	15	1	2006	48
4:30 PM	0	0	0	0	679	31	104	0	256	175	789	0	0	28	18	1	2034	47
4:45 PM	0	0	0	0	708	26	111	0	278	165	816	0	0	25	17	2	2104	44
5:00 PM	0	0	0	0	679	25	114	0	265	142	805	0	0	11	11	6	2030	28

INTERSECTION: *N Greeley Ave--N Lombard Ave--*
 PROJECT ID#:
 QC JOB #: 10247152

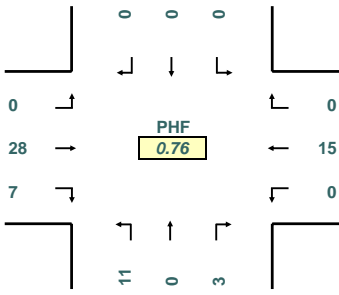
START TIME: 4:00 PM
 END TIME: 6:00 PM
 DATE: 4/11/2007



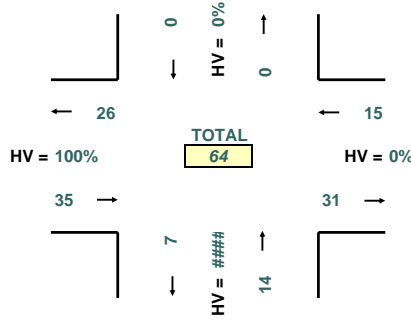
16285 SW 85th Avenue, Ste. 302
 Tigard, OR 97224
 Phone: 503-620-4242
 Fax: 503 620-4545

www.qualitycounts.net

PEAK HOUR TURNING MOVEMENTS



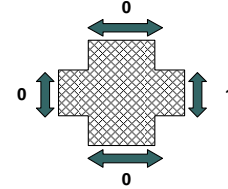
PEAK HOUR LINK VOLUMES



PEAK HOUR: 4:00 PM TO 5:00 PM

PEAK 15 MINUTES: 4:30 PM TO 4:45 PM

PEAK HOUR PED CROSSING VOLUMES



5-MINUTE COUNT PERIOD BEGINNING AT	N Greeley Ave-- (Southbound)			N Lombard Ave-- (Westbound)			N Greeley Ave-- (Northbound)			N Lombard Ave-- (Eastbound)			Crosswalk Usage (Peds By Approach)				TOTAL	
	Right	Thru	Left	Right	Thru	Left	Right	Thru	Left	Right	Thru	Left	North	East	South	West	Veh	Peds
4:00 PM	0	0	0	0	0	0	0	0	1	0	3	0	0	0	0	0	4	0
4:05 PM	0	0	0	0	1	0	0	0	0	0	2	0	0	0	0	0	3	0
4:10 PM	0	0	0	0	2	0	1	0	1	1	4	0	0	0	0	0	9	0
4:15 PM	0	0	0	0	0	0	0	0	1	1	3	0	0	0	0	0	5	0
4:20 PM	0	0	0	0	3	0	1	0	1	0	3	0	0	0	0	0	8	0
4:25 PM	0	0	0	0	1	0	0	0	0	0	3	0	0	1	0	0	4	1
4:30 PM	0	0	0	0	1	0	1	0	2	0	4	0	0	0	0	0	8	0
4:35 PM	0	0	0	0	1	0	0	0	3	1	2	0	0	0	0	0	7	0
4:40 PM	0	0	0	0	3	0	0	0	1	2	0	0	0	0	0	0	6	0
4:45 PM	0	0	0	0	0	0	0	0	1	0	1	0	0	0	0	0	2	0
4:50 PM	0	0	0	0	2	0	0	0	0	0	2	0	0	0	0	0	4	0
4:55 PM	0	0	0	0	1	0	0	0	0	2	1	0	0	0	0	0	4	0
5:00 PM	0	0	0	0	0	0	0	0	0	1	2	0	0	0	0	0	3	0
5:05 PM	0	0	0	0	2	0	1	0	0	0	1	0	0	0	0	0	4	0
5:10 PM	0	0	0	0	3	0	0	0	0	1	2	0	0	0	0	0	6	0
5:15 PM	0	0	0	0	1	0	0	0	2	0	1	0	0	0	0	0	4	0
5:20 PM	0	0	0	0	0	0	0	0	0	1	3	0	0	0	0	0	4	0
5:25 PM	0	0	0	0	0	0	0	0	1	0	1	0	0	0	0	0	2	0
5:30 PM	0	0	0	0	0	0	0	0	0	0	2	0	0	0	0	0	2	0
5:35 PM	0	0	0	0	3	0	0	0	2	0	2	0	0	0	0	0	7	0
5:40 PM	0	0	0	0	0	0	0	0	1	0	2	0	0	0	0	0	3	0
5:45 PM	0	0	0	0	1	0	0	0	0	1	1	0	0	0	0	0	3	0
5:50 PM	0	0	0	0	0	0	0	0	3	1	3	0	0	0	0	0	7	0
5:55 PM	0	0	0	0	2	0	0	0	0	0	1	0	0	0	0	0	3	0
HOURLY TOTALS	Southbound			Westbound			Northbound			Eastbound			Pedestrians By Approach				TOTAL	
	Right	Thru	Left	Right	Thru	Left	Right	Thru	Left	Right	Thru	Left	North	East	South	West	Veh	Peds
4:00 PM	0	0	0	0	15	0	3	0	11	7	28	0	0	1	0	0	64	1
4:15 PM	0	0	0	0	17	0	3	0	9	8	24	0	0	1	0	0	61	1
4:30 PM	0	0	0	0	14	0	2	0	10	8	20	0	0	0	0	0	54	0
4:45 PM	0	0	0	0	12	0	1	0	7	5	20	0	0	0	0	0	45	0
5:00 PM	0	0	0	0	12	0	1	0	9	5	21	0	0	0	0	0	48	0

INTERSECTION: *N Denver Ave--/N Lombard Ave--*
 PROJECT ID#:
 QC JOB #: 10247153

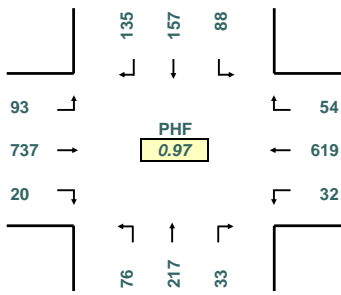
START TIME: 4:00 PM
 END TIME: 6:00 PM
 DATE: 4/11/2007



16285 SW 85th Avenue, Ste. 302
 Tigard, OR 97224
 Phone: 503-620-4242
 Fax: 503 620-4545

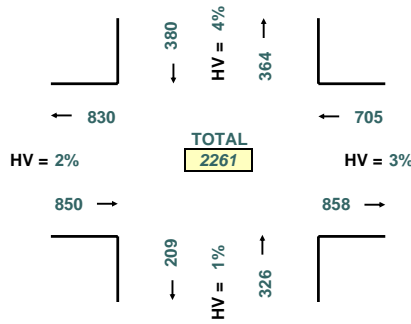
www.qualitycounts.net

PEAK HOUR TURNING MOVEMENTS



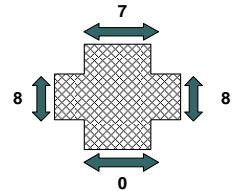
PHF
0.97

PEAK HOUR LINK VOLUMES



TOTAL
2261

PEAK HOUR PED CROSSING VOLUMES



PEAK HOUR: 4:45 PM TO 5:45 PM

PEAK 15 MINUTES: 4:45 PM TO 5:00 PM

5-MINUTE COUNT PERIOD BEGINNING AT	<i>N Denver Ave-- (Southbound)</i>			<i>N Lombard Ave-- (Westbound)</i>			<i>N Denver Ave-- (Northbound)</i>			<i>N Lombard Ave-- (Eastbound)</i>			Crosswalk Usage (Peds By Approach)				TOTAL	
	Right	Thru	Left	Right	Thru	Left	Right	Thru	Left	Right	Thru	Left	North	East	South	West	Veh	Peds
4:00 PM	10	11	5	3	46	3	1	12	7	4	60	9	0	1	0	0	171	1
4:05 PM	14	8	7	10	52	2	3	13	6	4	63	8	0	0	0	0	190	0
4:10 PM	11	7	8	5	47	1	5	14	6	3	68	12	4	5	0	1	187	10
4:15 PM	7	9	7	5	75	2	3	10	2	3	66	6	0	1	0	0	195	1
4:20 PM	11	13	5	6	45	5	3	19	5	2	55	5	2	3	0	1	174	6
4:25 PM	9	10	5	7	50	0	6	15	10	1	61	11	0	4	0	0	185	4
4:30 PM	12	4	9	1	48	1	2	14	8	3	55	11	1	1	0	0	168	2
4:35 PM	11	13	9	7	48	1	4	14	4	7	65	10	0	2	0	0	193	2
4:40 PM	10	8	1	4	57	5	3	19	5	2	52	6	1	2	0	0	172	3
4:45 PM	15	12	11	5	54	1	5	14	8	0	62	6	1	0	0	1	193	2
4:50 PM	13	12	8	2	70	4	3	13	3	3	57	5	3	2	0	1	193	6
4:55 PM	5	9	7	4	53	1	2	21	12	1	72	9	0	0	0	0	196	0
5:00 PM	12	10	7	1	47	5	3	25	4	3	49	12	0	0	0	0	178	0
5:05 PM	7	10	9	2	48	3	2	15	5	1	75	8	0	0	0	0	185	0
5:10 PM	10	19	6	6	47	3	4	20	6	0	60	6	0	1	0	0	187	1
5:15 PM	13	18	11	6	47	2	3	21	8	3	55	7	1	2	0	2	194	5
5:20 PM	16	21	8	5	41	3	3	24	5	0	54	10	0	0	0	0	190	0
5:25 PM	12	11	2	7	50	3	1	15	9	2	64	11	0	0	0	0	187	0
5:30 PM	13	13	10	3	62	2	1	19	4	3	58	2	0	0	0	0	190	0
5:35 PM	7	15	6	6	51	2	4	18	6	2	55	11	2	3	0	4	183	9
5:40 PM	12	7	3	7	49	3	2	12	6	2	76	6	0	0	0	0	185	0
5:45 PM	6	5	11	7	44	2	2	16	8	4	49	6	0	0	0	0	160	0
5:50 PM	8	8	3	5	63	4	4	17	4	5	57	6	0	0	0	0	184	0
5:55 PM	5	8	5	5	42	3	3	9	3	3	55	9	0	0	0	0	150	0
HOURLY TOTALS	Southbound			Westbound			Northbound			Eastbound			Pedestrians By Approach				TOTAL	
4:00 PM	128	116	82	59	645	26	40	178	76	33	736	98	12	21	0	4	2217	37
4:15 PM	122	129	84	50	642	31	40	199	72	26	729	95	8	16	0	3	2219	27
4:30 PM	136	147	88	50	610	32	35	215	77	25	720	101	7	10	0	4	2236	21
4:45 PM	135	157	88	54	619	32	33	217	76	20	737	93	7	8	0	8	2261	23
5:00 PM	121	145	81	60	591	35	32	211	68	28	707	94	3	6	0	6	2173	15

INTERSECTION: *N Denver Ave--/N Lombard Ave--*
 PROJECT ID#:
 QC JOB #: 10247153

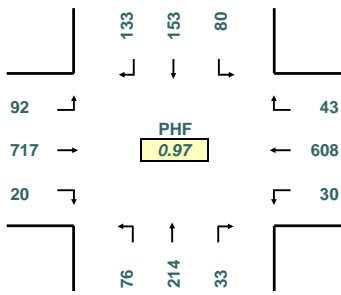
START TIME: 4:00 PM
 END TIME: 6:00 PM
 DATE: 4/11/2007



16285 SW 85th Avenue, Ste. 302
 Tigard, OR 97224
 Phone: 503-620-4242
 Fax: 503 620-4545

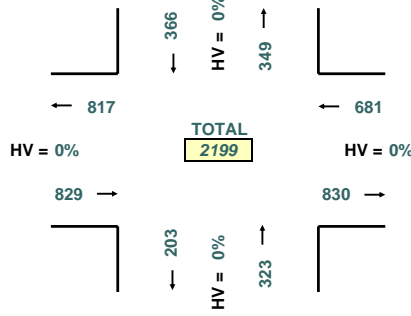
www.qualitycounts.net

PEAK HOUR TURNING MOVEMENTS



PHF
0.97

PEAK HOUR LINK VOLUMES

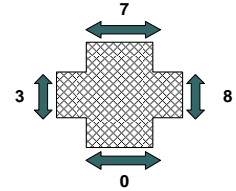


TOTAL
2199

PEAK HOUR: 4:45 PM TO 5:45 PM

PEAK 15 MINUTES: 4:45 PM TO 5:00 PM

PEAK HOUR PED CROSSING VOLUMES



5-MINUTE COUNT PERIOD BEGINNING AT	N Denver Ave-- (Southbound)			N Lombard Ave-- (Westbound)			N Denver Ave-- (Northbound)			N Lombard Ave-- (Eastbound)			Crosswalk Usage (Peds By Approach)				TOTAL	
	Right	Thru	Left	Right	Thru	Left	Right	Thru	Left	Right	Thru	Left	North	East	South	West	Veh	Peds
4:00 PM	10	10	4	3	46	3	1	12	7	4	58	9	0	1	0	0	167	1
4:05 PM	13	8	7	6	52	2	3	12	6	4	61	8	0	0	0	0	182	0
4:10 PM	11	7	7	5	43	1	5	14	6	3	64	12	4	5	0	1	178	10
4:15 PM	7	9	5	5	72	2	3	9	2	3	64	5	0	1	0	0	186	1
4:20 PM	11	13	4	5	44	5	3	19	5	2	53	5	2	3	0	1	169	6
4:25 PM	9	10	5	6	49	0	6	15	9	1	58	11	0	4	0	0	179	4
4:30 PM	12	4	8	1	45	1	2	14	8	3	52	11	1	1	0	0	161	2
4:35 PM	11	12	6	6	47	1	4	14	4	7	63	9	0	2	0	0	184	2
4:40 PM	10	8	1	3	55	5	2	19	5	2	51	6	1	2	0	0	167	3
4:45 PM	15	12	10	4	54	1	5	14	8	0	60	6	1	0	0	1	189	2
4:50 PM	13	12	8	1	67	3	3	13	3	3	56	5	3	2	0	1	187	6
4:55 PM	5	9	6	2	52	1	2	21	12	1	70	9	0	0	0	0	190	0
5:00 PM	12	10	6	1	45	5	3	24	4	3	47	12	0	0	0	0	172	0
5:05 PM	7	10	8	2	47	2	2	14	5	1	75	7	0	0	0	0	180	0
5:10 PM	9	17	6	4	46	3	4	20	6	0	57	6	0	1	0	0	178	1
5:15 PM	13	18	10	5	46	2	3	21	8	3	54	7	1	2	0	0	190	3
5:20 PM	16	21	7	4	41	3	3	23	5	0	52	10	0	0	0	0	185	0
5:25 PM	12	10	2	6	50	3	1	15	9	2	63	11	0	0	0	0	184	0
5:30 PM	12	13	9	3	62	2	1	19	4	3	56	2	0	0	0	0	186	0
5:35 PM	7	15	5	5	49	2	4	18	6	2	54	11	2	3	0	1	178	6
5:40 PM	12	6	3	6	49	3	2	12	6	2	73	6	0	0	0	0	180	0
5:45 PM	6	5	9	7	43	2	2	15	8	4	47	6	0	0	0	0	154	0
5:50 PM	8	7	3	4	63	3	4	17	4	3	54	5	0	0	0	0	175	0
5:55 PM	5	8	3	4	40	3	3	9	3	3	54	8	0	0	0	0	143	0
HOURLY TOTALS	Southbound			Westbound			Northbound			Eastbound			Pedestrians By Approach				TOTAL	
4:00 PM	127	114	71	47	626	25	39	176	75	33	710	96	12	21	0	4	2139	37
4:15 PM	121	126	73	40	623	29	39	196	71	26	706	92	8	16	0	3	2142	27
4:30 PM	135	143	78	39	595	30	34	212	77	25	700	99	7	10	0	2	2167	19
4:45 PM	133	153	80	43	608	30	33	214	76	20	717	92	7	8	0	3	2199	18
5:00 PM	119	140	71	51	581	33	32	207	68	26	686	91	3	6	0	1	2105	10

INTERSECTION: *N Denver Ave--/N Lombard Ave--*
 PROJECT ID#:
 QC JOB #: 10247153

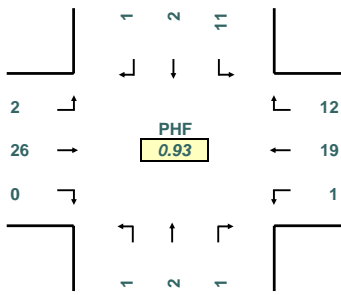
START TIME: 4:00 PM
 END TIME: 6:00 PM
 DATE: 4/11/2007



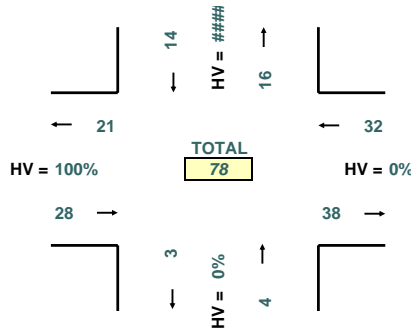
16285 SW 85th Avenue, Ste. 302
 Tigard, OR 97224
 Phone: 503-620-4242
 Fax: 503 620-4545

www.qualitycounts.net

PEAK HOUR TURNING MOVEMENTS



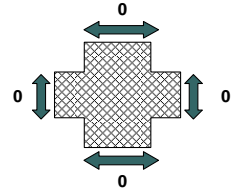
PEAK HOUR LINK VOLUMES



PEAK HOUR: 4:00 PM TO 5:00 PM

PEAK 15 MINUTES: 5:45 PM TO 6:00 PM

PEAK HOUR PED CROSSING VOLUMES



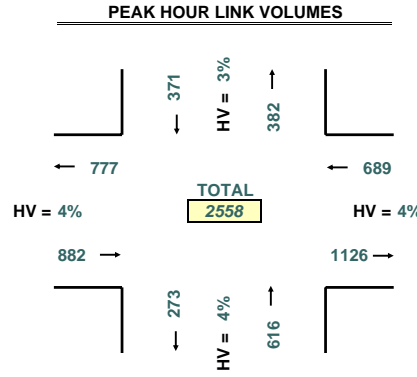
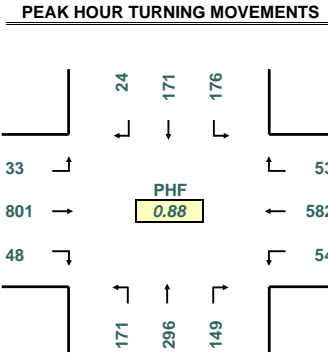
5-MINUTE COUNT PERIOD BEGINNING AT	<i>N Denver Ave-- (Southbound)</i>			<i>N Lombard Ave-- (Westbound)</i>			<i>N Denver Ave-- (Northbound)</i>			<i>N Lombard Ave-- (Eastbound)</i>			Crosswalk Usage (Peds By Approach)				TOTAL	
	Right	Thru	Left	Right	Thru	Left	Right	Thru	Left	Right	Thru	Left	North	East	South	West	Veh	Peds
4:00 PM	0	1	1	0	0	0	0	0	0	0	2	0	0	0	0	0	4	0
4:05 PM	1	0	0	4	0	0	0	1	0	0	2	0	0	0	0	0	8	0
4:10 PM	0	0	1	0	4	0	0	0	0	0	4	0	0	0	0	0	9	0
4:15 PM	0	0	2	0	3	0	0	1	0	0	2	1	0	0	0	0	9	0
4:20 PM	0	0	1	1	1	0	0	0	0	0	2	0	0	0	0	0	5	0
4:25 PM	0	0	0	1	1	0	0	0	1	0	3	0	0	0	0	0	6	0
4:30 PM	0	0	1	0	3	0	0	0	0	0	3	0	0	0	0	0	7	0
4:35 PM	0	1	3	1	1	0	0	0	0	0	2	1	0	0	0	0	9	0
4:40 PM	0	0	0	1	2	0	1	0	0	0	1	0	0	0	0	0	5	0
4:45 PM	0	0	1	1	0	0	0	0	0	0	2	0	0	0	0	0	4	0
4:50 PM	0	0	0	1	3	1	0	0	0	0	1	0	0	0	0	0	6	0
4:55 PM	0	0	1	2	1	0	0	0	0	0	2	0	0	0	0	0	6	0
5:00 PM	0	0	1	0	2	0	0	1	0	0	2	0	0	0	0	0	6	0
5:05 PM	0	0	1	0	1	1	0	1	0	0	0	1	0	0	0	0	5	0
5:10 PM	1	2	0	2	1	0	0	0	0	0	3	0	0	0	0	0	9	0
5:15 PM	0	0	1	1	1	0	0	0	0	0	1	0	0	0	0	2	4	2
5:20 PM	0	0	1	1	0	0	0	1	0	0	2	0	0	0	0	0	5	0
5:25 PM	0	1	0	1	0	0	0	0	0	0	1	0	0	0	0	0	3	0
5:30 PM	1	0	1	0	0	0	0	0	0	0	2	0	0	0	0	0	4	0
5:35 PM	0	0	1	1	2	0	0	0	0	0	1	0	0	0	0	3	5	3
5:40 PM	0	1	0	1	0	0	0	0	0	0	3	0	0	0	0	0	5	0
5:45 PM	0	0	2	0	1	0	0	1	0	0	2	0	0	0	0	0	6	0
5:50 PM	0	1	0	1	0	1	0	0	0	0	2	3	1	0	0	0	9	0
5:55 PM	0	0	2	1	2	0	0	0	0	0	1	1	0	0	0	0	7	0
HOURLY TOTALS	Southbound			Westbound			Northbound			Eastbound			Pedestrians By Approach				TOTAL	
	Right	Thru	Left	Right	Thru	Left	Right	Thru	Left	Right	Thru	Left	West	East	North	South	Veh	Peds
4:00 PM	1	2	11	12	19	1	1	2	1	0	26	2	0	0	0	0	78	0
4:15 PM	1	3	11	10	19	2	1	3	1	0	23	3	0	0	0	0	77	0
4:30 PM	1	4	10	11	15	2	1	3	0	0	20	2	0	0	0	2	69	2
4:45 PM	2	4	8	11	11	2	0	3	0	0	20	1	0	0	0	5	62	5
5:00 PM	2	5	10	9	10	2	0	4	0	2	21	3	0	0	0	5	68	5

INTERSECTION: *N Interstate Ave--N Lombard Ave--*
 PROJECT ID#:
 QC JOB #: 10247154

START TIME: 4:00 PM
 END TIME: 6:00 PM
 DATE: 4/11/2007



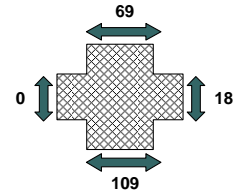
QUALITY COUNTS
 16285 SW 85th Avenue, Ste. 302
 Tigard, OR 97224
 Phone: 503-620-4242
 Fax: 503 620-4545
www.qualitycounts.net



PEAK HOUR: 4:30 PM TO 5:30 PM

PEAK 15 MINUTES: 5:15 PM TO 5:30 PM

PEAK HOUR PED CROSSING VOLUMES



5-MINUTE COUNT PERIOD BEGINNING AT	<i>N Interstate Ave-- (Southbound)</i>			<i>N Lombard Ave-- (Westbound)</i>			<i>N Interstate Ave-- (Northbound)</i>			<i>N Lombard Ave-- (Eastbound)</i>			Crosswalk Usage (Peds By Approach)				TOTAL	
	Right	Thru	Left	Right	Thru	Left	Right	Thru	Left	Right	Thru	Left	North	East	South	West	Veh	Peds
4:00 PM	1	5	10	4	21	6	10	26	14	3	58	2	7	0	3	0	160	10
4:05 PM	0	13	17	3	64	7	15	23	15	2	68	1	11	0	17	0	228	28
4:10 PM	1	12	13	10	59	1	15	34	12	6	56	2	1	1	9	0	221	11
4:15 PM	3	17	7	2	52	3	15	27	16	1	44	3	8	0	13	0	190	21
4:20 PM	2	7	5	3	40	5	16	26	12	5	64	9	6	0	6	0	194	12
4:25 PM	2	8	11	4	52	3	9	36	18	4	67	3	6	12	8	0	217	26
4:30 PM	1	10	12	7	41	4	15	20	21	2	68	2	9	0	7	0	203	16
4:35 PM	1	11	16	2	43	5	9	26	15	2	69	5	4	4	10	0	204	18
4:40 PM	1	10	13	3	51	3	11	40	10	3	75	1	6	0	4	0	221	10
4:45 PM	2	9	10	8	46	1	11	10	10	3	57	2	3	0	5	0	169	8
4:50 PM	3	7	18	4	62	4	13	30	16	2	68	2	6	0	15	0	229	21
4:55 PM	4	12	16	2	44	5	11	27	14	4	67	5	4	4	5	0	211	13
5:00 PM	3	19	15	9	31	3	13	26	13	2	39	2	0	0	16	0	175	16
5:05 PM	1	9	13	9	58	7	15	19	8	2	62	4	11	0	7	0	207	18
5:10 PM	1	11	12	1	42	6	15	31	18	3	70	4	15	6	18	0	214	39
5:15 PM	1	21	14	1	55	2	10	27	18	3	81	4	7	2	3	0	237	12
5:20 PM	3	24	14	2	54	8	17	18	19	4	82	1	0	2	11	0	246	13
5:25 PM	3	28	23	5	55	6	9	22	9	18	63	1	4	0	8	0	242	12
5:30 PM	0	26	14	1	33	2	18	20	21	3	55	1	1	18	15	0	194	34
5:35 PM	0	7	16	4	63	8	11	25	17	4	61	3	7	0	5	0	219	12
5:40 PM	0	6	2	6	38	4	11	19	11	2	81	3	4	0	3	0	183	7
5:45 PM	0	16	14	1	44	4	15	25	14	4	51	6	7	16	15	0	194	38
5:50 PM	2	9	12	1	57	3	6	28	26	4	64	2	4	0	6	0	214	10
5:55 PM	3	9	8	3	45	3	5	26	16	2	44	5	3	3	8	0	169	14
HOURLY TOTALS	Southbound			Westbound			Northbound			Eastbound			Pedestrians By Approach				TOTAL	
4:00 PM	21	121	148	52	575	47	150	325	173	37	761	37	71	21	102	0	2447	194
4:15 PM	24	130	148	54	562	49	153	318	171	33	750	42	78	26	114	0	2434	218
4:30 PM	24	171	176	53	582	54	149	296	171	48	801	33	69	18	109	0	2558	196
4:45 PM	21	179	167	52	581	56	154	274	174	50	786	32	62	32	111	0	2526	205
5:00 PM	17	185	157	43	575	56	145	286	190	51	753	36	63	47	115	0	2494	225

INTERSECTION: *N Interstate Ave--N Lombard Ave--*
 PROJECT ID#:
 QC JOB #: 10247154

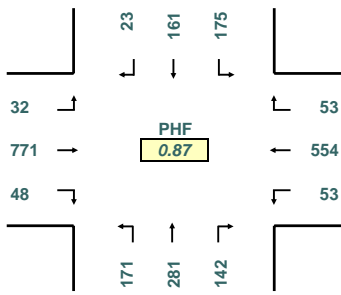
START TIME: 4:00 PM
 END TIME: 6:00 PM
 DATE: 4/11/2007



16285 SW 85th Avenue, Ste. 302
 Tigard, OR 97224
 Phone: 503-620-4242
 Fax: 503 620-4545

www.qualitycounts.net

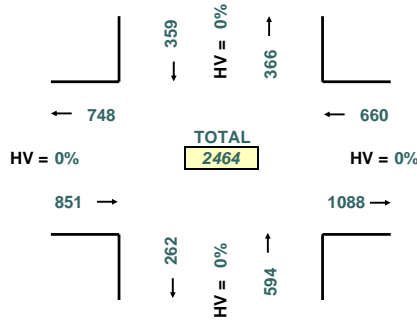
PEAK HOUR TURNING MOVEMENTS



PHF
0.87

PEAK HOUR: 4:30 PM TO 5:30 PM

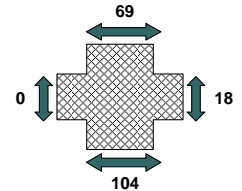
PEAK HOUR LINK VOLUMES



TOTAL
2464

PEAK 15 MINUTES: 5:15 PM TO 5:30 PM

PEAK HOUR PED CROSSING VOLUMES



5-MINUTE COUNT PERIOD BEGINNING AT	<i>N Interstate Ave--</i> (Southbound)			<i>N Lombard Ave--</i> (Westbound)			<i>N Interstate Ave--</i> (Northbound)			<i>N Lombard Ave--</i> (Eastbound)			Crosswalk Usage (Peds By Approach)				TOTAL	
	Right	Thru	Left	Right	Thru	Left	Right	Thru	Left	Right	Thru	Left	North	East	South	West	Veh	Peds
4:00 PM	1	4	10	3	20	6	10	24	14	3	53	2	7	0	3	0	150	10
4:05 PM	0	13	17	3	62	7	14	21	15	2	66	1	11	0	17	0	221	28
4:10 PM	1	12	13	9	57	1	11	31	12	6	54	2	1	1	8	0	209	10
4:15 PM	3	14	7	1	49	3	14	27	15	1	40	3	8	0	13	0	177	21
4:20 PM	2	6	5	3	37	4	16	23	12	5	59	7	6	0	5	0	179	11
4:25 PM	2	7	11	4	51	3	9	34	18	4	62	3	6	11	8	0	208	25
4:30 PM	1	9	12	7	39	4	14	19	21	2	64	2	9	0	6	0	194	15
4:35 PM	0	10	16	2	40	5	8	24	15	2	67	5	4	4	9	0	194	17
4:40 PM	1	9	13	3	49	3	10	40	10	3	70	1	6	0	4	0	212	10
4:45 PM	2	7	10	8	43	1	9	9	10	3	57	2	3	0	5	0	161	8
4:50 PM	3	7	18	4	59	4	12	29	16	2	65	2	6	0	15	0	221	21
4:55 PM	4	11	15	2	42	5	11	24	14	4	64	5	4	4	5	0	201	13
5:00 PM	3	18	15	9	28	3	13	23	13	2	36	2	0	0	16	0	165	16
5:05 PM	1	9	13	9	57	7	15	18	8	2	59	3	11	0	7	0	201	18
5:10 PM	1	10	12	1	38	6	15	29	18	3	69	4	15	6	17	0	206	38
5:15 PM	1	21	14	1	52	2	10	27	18	3	79	4	7	2	1	0	232	10
5:20 PM	3	22	14	2	53	7	16	17	19	4	78	1	0	2	11	0	236	13
5:25 PM	3	28	23	5	54	6	9	22	9	18	63	1	4	0	8	0	241	12
5:30 PM	0	25	14	1	31	2	18	18	21	3	53	1	1	18	15	0	187	34
5:35 PM	0	7	16	4	61	8	11	24	17	4	60	3	7	0	4	0	215	11
5:40 PM	0	6	2	6	37	4	10	19	11	2	78	3	4	0	3	0	178	7
5:45 PM	0	15	14	1	43	4	13	23	14	3	48	6	7	16	15	0	184	38
5:50 PM	2	9	11	1	54	3	6	27	26	4	62	2	4	0	6	0	207	10
5:55 PM	3	8	8	3	43	3	5	25	16	2	41	5	3	3	8	0	162	14
HOURLY TOTALS	Southbound			Westbound			Northbound			Eastbound			Pedestrians By Approach				TOTAL	
4:00 PM	20	109	147	49	548	46	138	305	172	37	721	35	71	20	98	0	2327	189
4:15 PM	23	117	147	53	532	48	146	299	170	33	712	39	78	25	110	0	2319	213
4:30 PM	23	161	175	53	554	53	142	281	171	48	771	32	69	18	104	0	2464	191
4:45 PM	21	171	166	52	555	55	149	259	174	50	761	31	62	32	107	0	2444	201
5:00 PM	17	178	156	43	551	55	141	272	190	50	726	35	63	47	111	0	2414	221

INTERSECTION: *N Interstate Ave--N Lombard Ave--*
 PROJECT ID#:
 QC JOB #: 10247154

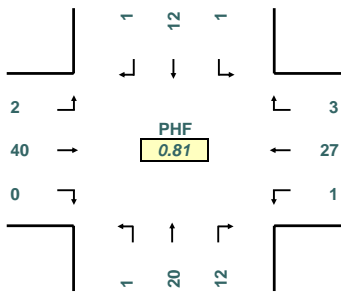
START TIME: 4:00 PM
 END TIME: 6:00 PM
 DATE: 4/11/2007



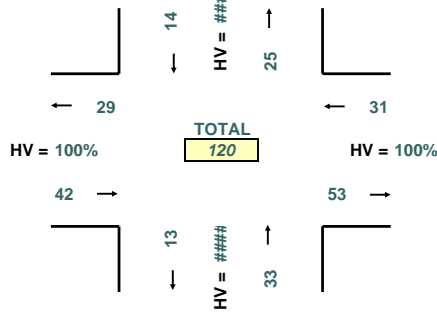
16285 SW 85th Avenue, Ste. 302
 Tigard, OR 97224
 Phone: 503-620-4242
 Fax: 503 620-4545

www.qualitycounts.net

PEAK HOUR TURNING MOVEMENTS



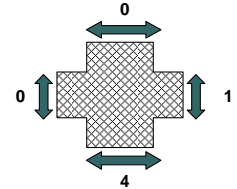
PEAK HOUR LINK VOLUMES



PEAK HOUR: 4:00 PM TO 5:00 PM

PEAK 15 MINUTES: 4:15 PM TO 4:30 PM

PEAK HOUR PED CROSSING VOLUMES



5-MINUTE COUNT PERIOD BEGINNING AT	<i>N Interstate Ave-- (Southbound)</i>			<i>N Lombard Ave-- (Westbound)</i>			<i>N Interstate Ave-- (Northbound)</i>			<i>N Lombard Ave-- (Eastbound)</i>			Crosswalk Usage (Peds By Approach)				TOTAL	
	Right	Thru	Left	Right	Thru	Left	Right	Thru	Left	Right	Thru	Left	North	East	South	West	Veh	Peds
4:00 PM	0	1	0	1	1	0	0	2	0	0	5	0	0	0	0	0	10	0
4:05 PM	0	0	0	0	2	0	1	2	0	0	2	0	0	0	0	0	7	0
4:10 PM	0	0	0	1	2	0	4	3	0	0	2	0	0	0	1	0	12	1
4:15 PM	0	3	0	1	3	0	1	0	1	0	4	0	0	0	0	0	13	0
4:20 PM	0	1	0	0	3	1	0	3	0	0	5	2	0	0	1	0	15	1
4:25 PM	0	1	0	0	1	0	0	2	0	0	5	0	0	1	0	0	9	1
4:30 PM	0	1	0	0	2	0	1	1	0	0	4	0	0	0	1	0	9	1
4:35 PM	1	1	0	0	3	0	1	2	0	0	2	0	0	0	1	0	10	1
4:40 PM	0	1	0	0	2	0	1	0	0	0	5	0	0	0	0	0	9	0
4:45 PM	0	2	0	0	3	0	2	1	0	0	0	0	0	0	0	0	8	0
4:50 PM	0	0	0	0	3	0	1	1	0	0	3	0	0	0	0	0	8	0
4:55 PM	0	1	1	0	2	0	0	3	0	0	3	0	0	0	0	0	10	0
5:00 PM	0	1	0	0	3	0	0	3	0	0	3	0	0	0	0	0	10	0
5:05 PM	0	0	0	0	1	0	0	1	0	0	3	1	0	0	0	0	6	0
5:10 PM	0	1	0	0	4	0	0	2	0	0	1	0	0	0	1	0	8	1
5:15 PM	0	0	0	0	3	0	0	0	0	0	2	0	0	0	2	0	5	2
5:20 PM	0	2	0	0	1	1	1	1	0	0	4	0	0	0	0	0	10	0
5:25 PM	0	0	0	0	1	0	0	0	0	0	0	0	0	0	0	0	1	0
5:30 PM	0	1	0	0	2	0	0	2	0	0	2	0	0	0	0	0	7	0
5:35 PM	0	0	0	0	2	0	0	1	0	0	1	0	0	0	1	0	4	1
5:40 PM	0	0	0	0	1	0	1	0	0	0	3	0	0	0	0	0	5	0
5:45 PM	0	1	0	0	1	0	2	2	0	1	3	0	0	0	0	0	10	0
5:50 PM	0	0	1	0	3	0	0	1	0	0	2	0	0	0	0	0	7	0
5:55 PM	0	1	0	0	2	0	0	1	0	0	3	0	0	0	0	0	7	0
HOURLY TOTALS	Southbound			Westbound			Northbound			Eastbound			Pedestrians By Approach				TOTAL	
4:00 PM	1	12	1	3	27	1	12	20	1	0	40	2	0	1	4	0	120	5
4:15 PM	1	13	1	1	30	1	7	19	1	0	38	3	0	1	4	0	115	5
4:30 PM	1	10	1	0	28	1	7	15	0	0	30	1	0	0	5	0	94	5
4:45 PM	0	8	1	0	26	1	5	15	0	0	25	1	0	0	4	0	82	4
5:00 PM	0	7	1	0	24	1	4	14	0	1	27	1	0	0	4	0	80	4

INTERSECTION: *N Vancouver Ave--/N Lombard Ave--*
 PROJECT ID#:
 QC JOB #: 10247166

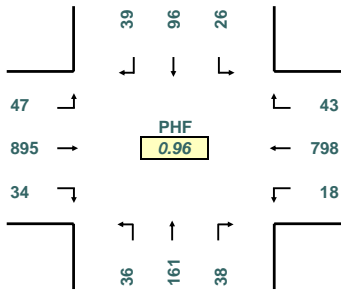
START TIME: 4:00 PM
 END TIME: 6:00 PM
 DATE: 4/11/2007



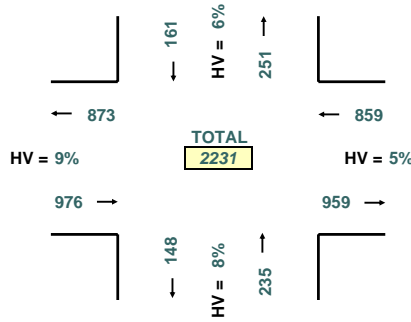
16285 SW 85th Avenue, Ste. 302
 Tigard, OR 97224
 Phone: 503-620-4242
 Fax: 503 620-4545

www.qualitycounts.net

PEAK HOUR TURNING MOVEMENTS



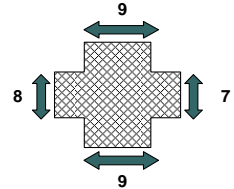
PEAK HOUR LINK VOLUMES



PEAK HOUR: 4:00 PM TO 5:00 PM

PEAK 15 MINUTES: 4:00 PM TO 4:15 PM

PEAK HOUR PED CROSSING VOLUMES



5-MINUTE COUNT PERIOD BEGINNING AT	<i>N Vancouver Ave--</i> (Southbound)			<i>N Lombard Ave--</i> (Westbound)			<i>N Vancouver Ave--</i> (Northbound)			<i>N Lombard Ave--</i> (Eastbound)			Crosswalk Usage (Peds By Approach)				TOTAL	
	Right	Thru	Left	Right	Thru	Left	Right	Thru	Left	Right	Thru	Left	North	East	South	West	Veh	Peds
4:00 PM	0	11	1	2	75	1	2	13	3	4	69	1	0	2	1	0	182	3
4:05 PM	4	4	3	8	73	3	6	12	4	2	74	3	2	1	0	0	196	3
4:10 PM	6	5	1	6	80	3	6	15	1	0	68	9	0	0	0	0	200	0
4:15 PM	3	3	3	2	73	1	4	8	0	5	66	6	5	2	3	2	174	12
4:20 PM	4	9	2	4	61	1	1	13	4	4	79	5	0	0	0	0	187	0
4:25 PM	3	5	2	1	54	1	5	15	1	2	68	1	0	0	0	0	158	0
4:30 PM	3	9	4	5	53	3	0	19	3	3	83	4	0	0	2	0	189	2
4:35 PM	2	19	4	5	73	3	1	13	3	2	76	1	1	1	2	0	202	4
4:40 PM	3	9	4	2	64	0	2	9	6	4	61	3	1	0	0	2	167	3
4:45 PM	5	8	0	3	72	1	4	12	3	0	73	6	0	1	0	2	187	3
4:50 PM	6	6	1	4	56	0	6	16	2	3	83	2	0	0	0	1	185	1
4:55 PM	0	8	1	1	64	1	1	16	6	5	95	6	0	0	1	1	204	2
5:00 PM	8	2	2	2	55	3	2	11	2	3	52	7	2	1	1	2	149	6
5:05 PM	2	10	7	1	72	3	3	9	4	4	77	4	0	0	0	0	196	0
5:10 PM	4	6	3	3	59	2	2	6	2	0	72	2	0	0	0	4	161	4
5:15 PM	1	13	3	6	79	1	2	20	4	4	73	2	0	0	2	0	208	2
5:20 PM	4	14	3	3	56	1	1	11	2	3	71	3	1	1	0	0	172	2
5:25 PM	5	12	2	3	72	2	1	15	6	3	71	2	0	0	0	1	194	1
5:30 PM	2	9	5	2	58	0	3	10	5	6	71	6	1	0	0	0	177	1
5:35 PM	2	6	1	3	64	0	1	9	5	2	65	2	0	1	1	1	160	3
5:40 PM	1	8	0	2	43	1	0	18	8	1	71	4	0	0	0	1	157	1
5:45 PM	2	5	2	2	60	2	2	10	4	3	77	2	0	1	0	1	171	2
5:50 PM	2	5	0	6	59	4	1	11	5	4	70	2	0	0	0	1	169	1
5:55 PM	4	3	2	0	56	0	4	16	2	4	61	3	0	0	0	2	155	2
HOURLY TOTALS	Southbound			Westbound			Northbound			Eastbound			Pedestrians By Approach				TOTAL	
4:00 PM	39	96	26	43	798	18	38	161	36	34	895	47	9	7	9	8	2231	33
4:15 PM	43	94	33	33	756	19	31	147	36	35	885	47	9	5	9	14	2159	37
4:30 PM	43	116	34	38	775	20	25	157	43	34	887	42	5	4	8	13	2214	30
4:45 PM	40	102	28	33	750	15	26	153	49	34	874	46	4	4	5	13	2150	26
5:00 PM	37	93	30	33	733	19	22	146	49	37	831	39	4	4	4	13	2069	25

INTERSECTION: *N Vancouver Ave--/N Lombard Ave--*
 PROJECT ID#:
 QC JOB #: 10247166

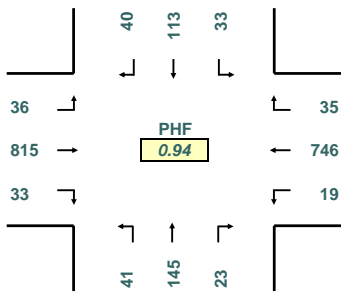
START TIME: 4:00 PM
 END TIME: 6:00 PM
 DATE: 4/11/2007



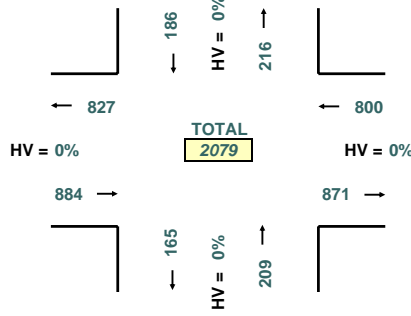
16285 SW 85th Avenue, Ste. 302
 Tigard, OR 97224
 Phone: 503-620-4242
 Fax: 503 620-4545

www.qualitycounts.net

PEAK HOUR TURNING MOVEMENTS



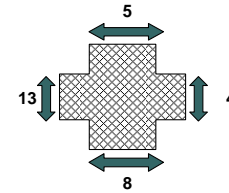
PEAK HOUR LINK VOLUMES



PEAK HOUR: 4:30 PM TO 5:30 PM

PEAK 15 MINUTES: 5:15 PM TO 5:30 PM

PEAK HOUR PED CROSSING VOLUMES



5-MINUTE COUNT PERIOD BEGINNING AT	N Vancouver Ave-- (Southbound)			N Lombard Ave-- (Westbound)			N Vancouver Ave-- (Northbound)			N Lombard Ave-- (Eastbound)			Crosswalk Usage (Peds By Approach)				TOTAL	
	Right	Thru	Left	Right	Thru	Left	Right	Thru	Left	Right	Thru	Left	North	East	South	West	Veh	Peds
4:00 PM	0	10	1	2	70	1	2	9	3	4	67	0	0	2	1	0	169	3
4:05 PM	4	4	3	8	72	3	6	11	4	2	63	3	2	1	0	0	183	3
4:10 PM	4	5	1	4	77	3	6	13	1	0	58	8	0	0	0	0	180	0
4:15 PM	3	2	3	2	69	1	4	7	0	5	62	4	5	2	3	2	162	12
4:20 PM	4	8	2	4	58	1	1	13	4	4	70	5	0	0	0	0	174	0
4:25 PM	3	5	1	1	51	1	5	13	1	2	66	1	0	0	0	0	150	0
4:30 PM	3	9	4	5	50	2	0	18	3	3	73	3	0	0	2	0	173	2
4:35 PM	2	18	4	5	72	3	1	13	3	2	69	1	1	1	2	0	193	4
4:40 PM	3	8	4	1	63	0	1	8	6	4	56	3	1	0	0	2	157	3
4:45 PM	4	8	0	3	68	1	4	12	2	0	68	5	0	1	0	2	175	3
4:50 PM	5	6	1	4	53	0	5	14	2	3	73	1	0	0	0	1	167	1
4:55 PM	0	8	1	1	60	1	1	14	6	5	87	4	0	0	1	1	188	2
5:00 PM	7	2	2	1	54	3	2	9	2	3	47	7	2	1	1	2	139	6
5:05 PM	2	10	7	1	65	3	3	8	4	4	71	4	0	0	0	0	182	0
5:10 PM	4	5	3	2	59	2	2	5	1	0	66	2	0	0	0	4	151	4
5:15 PM	1	13	3	6	76	1	2	19	4	4	70	2	0	0	2	0	201	2
5:20 PM	4	14	2	3	55	1	1	11	2	2	70	3	1	1	0	0	168	2
5:25 PM	5	12	2	3	71	2	1	14	6	3	65	1	0	0	0	1	185	1
5:30 PM	2	9	5	2	56	0	3	10	5	6	69	6	1	0	0	0	173	1
5:35 PM	2	6	1	3	62	0	1	8	5	2	59	2	0	1	1	1	151	3
5:40 PM	1	8	0	2	42	1	0	17	8	1	65	4	0	0	0	1	149	1
5:45 PM	2	5	2	2	58	2	1	9	4	3	70	2	0	1	0	1	160	2
5:50 PM	2	5	0	6	58	4	1	10	5	4	67	2	0	0	0	1	164	1
5:55 PM	4	3	2	0	53	0	4	15	2	4	56	2	0	0	0	2	145	2
HOURLY TOTALS	Southbound			Westbound			Northbound			Eastbound			Pedestrians By Approach				TOTAL	
4:00 PM	35	91	25	40	763	17	36	145	35	34	812	38	9	7	9	8	2071	33
4:15 PM	40	89	32	30	722	18	29	134	34	35	808	40	9	5	9	14	2011	37
4:30 PM	40	113	33	35	746	19	23	145	41	33	815	36	5	4	8	13	2079	30
4:45 PM	37	101	27	31	721	15	25	141	47	33	810	41	4	4	5	13	2029	26
5:00 PM	36	92	29	31	709	19	21	135	48	36	775	37	4	4	4	13	1968	25

INTERSECTION: *N Vancouver Ave--/N Lombard Ave--*
 PROJECT ID#:
 QC JOB #: 10247166

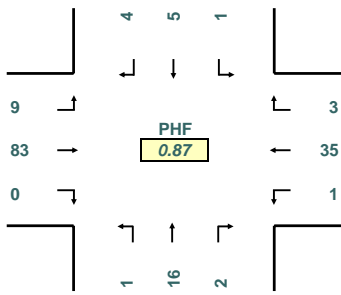
START TIME: 4:00 PM
 END TIME: 6:00 PM
 DATE: 4/11/2007



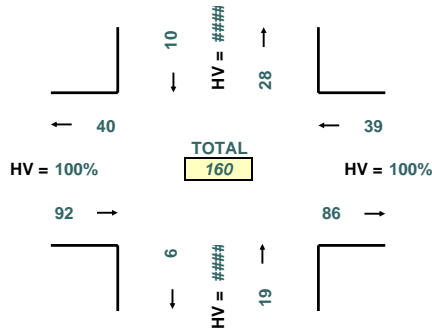
16285 SW 85th Avenue, Ste. 302
 Tigard, OR 97224
 Phone: 503-620-4242
 Fax: 503 620-4545

www.qualitycounts.net

PEAK HOUR TURNING MOVEMENTS



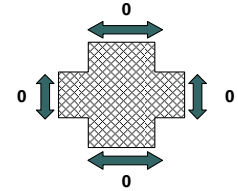
PEAK HOUR LINK VOLUMES



PEAK HOUR: 4:00 PM TO 5:00 PM

PEAK 15 MINUTES: 4:45 PM TO 5:00 PM

PEAK HOUR PED CROSSING VOLUMES



5-MINUTE COUNT PERIOD BEGINNING AT	N Vancouver Ave-- (Southbound)			N Lombard Ave-- (Westbound)			N Vancouver Ave-- (Northbound)			N Lombard Ave-- (Eastbound)			Crosswalk Usage (Peds By Approach)				TOTAL	
	Right	Thru	Left	Right	Thru	Left	Right	Thru	Left	Right	Thru	Left	North	East	South	West	Veh	Peds
4:00 PM	0	1	0	0	5	0	0	4	0	0	2	1	0	0	0	0	13	0
4:05 PM	0	0	0	0	1	0	0	1	0	0	11	0	0	0	0	0	13	0
4:10 PM	2	0	0	2	3	0	0	2	0	0	10	1	0	0	0	0	20	0
4:15 PM	0	1	0	0	4	0	0	1	0	0	4	2	0	0	0	0	12	0
4:20 PM	0	1	0	0	3	0	0	0	0	0	9	0	0	0	0	0	13	0
4:25 PM	0	0	1	0	3	0	0	2	0	0	2	0	0	0	0	0	8	0
4:30 PM	0	0	0	0	3	1	0	1	0	0	10	1	0	0	0	0	16	0
4:35 PM	0	1	0	0	1	0	0	0	0	0	7	0	0	0	0	0	9	0
4:40 PM	0	1	0	1	1	0	1	1	0	0	5	0	0	0	0	0	10	0
4:45 PM	1	0	0	0	4	0	0	0	1	0	5	1	0	0	0	0	12	0
4:50 PM	1	0	0	0	3	0	1	2	0	0	10	1	0	0	0	0	18	0
4:55 PM	0	0	0	0	4	0	0	2	0	0	8	2	0	0	0	0	16	0
5:00 PM	1	0	0	1	1	0	0	2	0	0	5	0	0	0	0	0	10	0
5:05 PM	0	0	0	0	7	0	0	1	0	0	6	0	0	0	0	0	14	0
5:10 PM	0	1	0	1	0	0	0	1	1	0	6	0	0	0	0	0	10	0
5:15 PM	0	0	0	0	3	0	0	1	0	0	3	0	0	0	0	0	7	0
5:20 PM	0	0	1	0	1	0	0	0	0	1	1	0	0	0	0	0	4	0
5:25 PM	0	0	0	0	1	0	0	1	0	0	6	1	0	0	0	0	9	0
5:30 PM	0	0	0	0	2	0	0	0	0	0	2	0	0	0	0	0	4	0
5:35 PM	0	0	0	0	2	0	0	1	0	0	6	0	0	0	0	0	9	0
5:40 PM	0	0	0	0	1	0	0	1	0	0	6	0	0	0	0	0	8	0
5:45 PM	0	0	0	0	2	0	1	1	0	0	7	0	0	0	0	0	11	0
5:50 PM	0	0	0	0	1	0	0	1	0	0	3	0	0	0	0	0	5	0
5:55 PM	0	0	0	0	3	0	0	1	0	0	5	1	0	0	0	0	10	0
HOURLY TOTALS	Southbound			Westbound			Northbound			Eastbound			Pedestrians By Approach				TOTAL	
4:00 PM	4	5	1	3	35	1	2	16	1	0	83	9	0	0	0	0	160	0
4:15 PM	3	5	1	3	34	1	2	13	2	0	77	7	0	0	0	0	148	0
4:30 PM	3	3	1	3	29	1	2	12	2	1	72	6	0	0	0	0	135	0
4:45 PM	3	1	1	2	29	0	1	12	2	1	64	5	0	0	0	0	121	0
5:00 PM	1	1	1	2	24	0	1	11	1	1	56	2	0	0	0	0	101	0

INTERSECTION: *NE MLK Jr Blvd--NE Lombard Ave--*
 PROJECT ID#:
 QC JOB #: 10247167

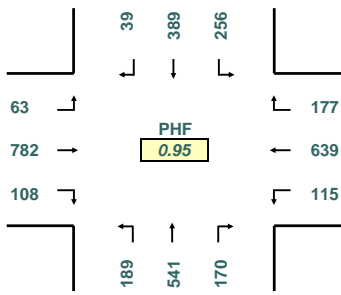
START TIME: 4:00 PM
 END TIME: 6:00 PM
 DATE: 4/11/2007



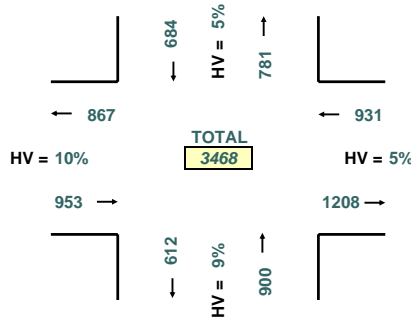
16285 SW 85th Avenue, Ste. 302
 Tigard, OR 97224
 Phone: 503-620-4242
 Fax: 503 620-4545

www.qualitycounts.net

PEAK HOUR TURNING MOVEMENTS



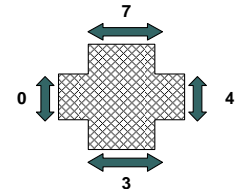
PEAK HOUR LINK VOLUMES



PEAK HOUR: 4:00 PM TO 5:00 PM

PEAK 15 MINUTES: 4:00 PM TO 4:15 PM

PEAK HOUR PED CROSSING VOLUMES



5-MINUTE COUNT PERIOD	NE MLK Jr Blvd-- (Southbound)			NE Lombard Ave-- (Westbound)			NE MLK Jr Blvd-- (Northbound)			NE Lombard Ave-- (Eastbound)			Crosswalk Usage (Peds By Approach)				TOTAL	
	Right	Thru	Left	Right	Thru	Left	Right	Thru	Left	Right	Thru	Left	North	East	South	West	Veh	Peds
4:00 PM	2	36	22	24	61	11	12	47	14	6	60	4	0	0	0	0	299	0
4:05 PM	6	29	19	20	58	12	12	45	14	6	76	3	0	2	0	0	300	2
4:10 PM	2	53	19	15	58	7	18	39	17	16	69	2	1	2	1	0	315	4
4:15 PM	6	34	24	13	50	3	10	53	20	1	59	5	1	0	1	0	278	2
4:20 PM	5	30	19	11	57	8	13	43	13	14	53	7	1	0	0	0	273	1
4:25 PM	3	29	20	10	36	11	13	47	13	12	69	7	0	0	1	0	270	1
4:30 PM	2	35	26	15	49	8	13	46	15	5	60	3	3	0	0	0	277	3
4:35 PM	4	27	19	16	60	14	19	40	19	14	69	6	1	0	0	0	307	1
4:40 PM	4	29	28	14	48	9	15	51	14	12	57	5	0	0	0	0	286	0
4:45 PM	1	34	23	14	56	10	13	47	20	5	69	6	0	0	0	0	298	0
4:50 PM	2	24	21	11	49	12	14	41	14	7	67	8	0	0	0	0	270	0
4:55 PM	2	29	16	14	57	10	18	42	16	10	74	7	0	0	0	0	295	0
5:00 PM	3	20	19	13	43	11	16	38	21	4	51	5	0	0	0	0	244	0
5:05 PM	5	31	20	14	55	6	15	40	19	5	68	5	0	0	0	0	283	0
5:10 PM	4	36	23	13	52	8	11	46	9	4	64	4	1	3	0	0	274	4
5:15 PM	4	34	32	11	45	6	20	57	18	7	50	3	1	0	0	0	287	1
5:20 PM	6	29	25	21	36	12	18	39	18	3	67	9	0	0	1	0	283	1
5:25 PM	2	36	19	13	57	12	17	40	19	10	56	3	1	0	3	0	284	4
5:30 PM	1	22	26	15	44	13	16	34	15	11	67	5	0	0	0	0	269	0
5:35 PM	3	34	14	8	40	10	20	40	20	8	60	3	0	0	2	0	260	2
5:40 PM	1	23	21	11	35	7	14	51	13	10	58	5	0	0	1	0	249	1
5:45 PM	0	20	17	12	45	5	24	32	22	11	63	1	1	0	2	0	252	3
5:50 PM	2	27	20	7	52	15	16	36	15	9	55	0	2	0	1	0	254	3
5:55 PM	2	22	8	10	36	7	18	51	19	8	52	5	0	0	0	0	238	0
HOURLY TOTALS	Southbound			Westbound			Northbound			Eastbound			Pedestrians By Approach				TOTAL	
4:00 PM	39	389	256	177	639	115	170	541	189	108	782	63	7	4	3	0	3468	14
4:15 PM	41	358	258	158	612	110	170	534	193	93	760	68	7	3	2	0	3355	12
4:30 PM	39	364	271	169	607	118	189	527	202	86	752	64	7	3	4	0	3388	14
4:45 PM	34	352	259	158	569	117	192	515	202	84	751	63	3	3	7	0	3296	13
5:00 PM	33	334	244	148	540	112	205	504	208	90	711	48	6	3	10	0	3177	19

INTERSECTION: *NE MLK Jr Blvd--NE Lombard Ave--*
 PROJECT ID#:
 QC JOB #: 10247167

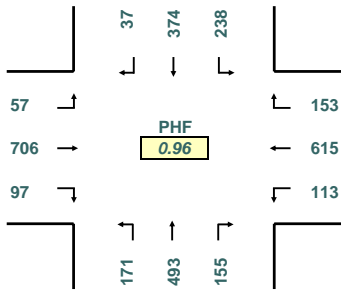
START TIME: 4:00 PM
 END TIME: 6:00 PM
 DATE: 4/11/2007



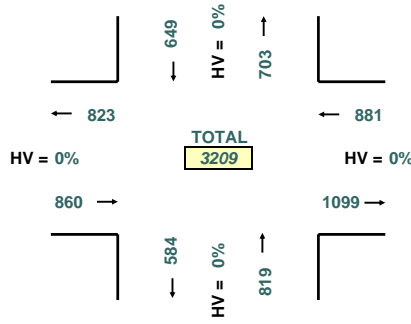
16285 SW 85th Avenue, Ste. 302
 Tigard, OR 97224
 Phone: 503-620-4242
 Fax: 503 620-4545

www.qualitycounts.net

PEAK HOUR TURNING MOVEMENTS



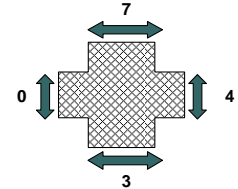
PEAK HOUR LINK VOLUMES



PEAK HOUR: 4:00 PM TO 5:00 PM

PEAK 15 MINUTES: 4:00 PM TO 4:15 PM

PEAK HOUR PED CROSSING VOLUMES



5-MINUTE COUNT PERIOD BEGINNING AT	NE MLK Jr Blvd-- (Southbound)			NE Lombard Ave-- (Westbound)			NE MLK Jr Blvd-- (Northbound)			NE Lombard Ave-- (Eastbound)			Crosswalk Usage (Peds By Approach)				TOTAL	
	Right	Thru	Left	Right	Thru	Left	Right	Thru	Left	Right	Thru	Left	North	East	South	West	Veh	Peds
4:00 PM	2	31	19	19	56	11	10	42	12	6	56	4	0	0	0	0	268	0
4:05 PM	5	28	17	16	57	12	11	44	13	4	67	3	0	2	0	0	277	2
4:10 PM	2	52	17	13	55	6	16	34	17	15	60	2	1	2	1	0	289	4
4:15 PM	6	33	21	11	49	3	10	44	18	1	55	3	1	0	1	0	254	2
4:20 PM	5	30	17	9	56	8	13	38	11	11	49	6	1	0	0	0	253	1
4:25 PM	3	27	20	9	34	10	12	46	12	11	66	6	0	0	1	0	256	1
4:30 PM	2	33	25	11	46	8	13	41	13	5	50	3	3	0	0	0	250	3
4:35 PM	4	26	18	15	59	14	16	39	18	13	62	6	1	0	0	0	290	1
4:40 PM	4	28	26	13	47	9	14	47	13	12	51	5	0	0	0	0	269	0
4:45 PM	1	34	22	14	53	10	12	43	19	4	66	5	0	0	0	0	283	0
4:50 PM	1	23	21	11	48	12	13	35	11	6	57	7	0	0	0	0	245	0
4:55 PM	2	29	15	12	55	10	15	40	14	9	67	7	0	0	0	0	275	0
5:00 PM	2	20	17	13	40	10	16	36	20	4	44	5	0	0	0	0	227	0
5:05 PM	5	30	20	14	52	6	15	39	17	3	65	5	0	0	0	0	271	0
5:10 PM	4	35	22	12	51	8	9	45	9	3	60	3	1	1	0	0	261	2
5:15 PM	4	33	30	11	43	6	18	54	17	7	48	2	1	0	0	0	273	1
5:20 PM	6	28	24	20	36	12	17	35	17	3	64	8	0	0	1	0	270	1
5:25 PM	2	35	18	12	55	12	15	38	18	8	52	3	1	0	3	0	268	4
5:30 PM	1	20	24	14	42	13	14	34	13	11	65	5	0	0	0	0	256	0
5:35 PM	3	31	13	7	38	10	18	37	20	8	58	2	0	0	2	0	245	2
5:40 PM	1	23	21	10	35	7	11	48	10	8	55	4	0	0	1	0	233	1
5:45 PM	0	20	17	11	44	4	22	32	21	11	56	1	1	0	2	0	239	3
5:50 PM	2	27	20	7	52	15	15	34	14	7	53	0	2	0	1	0	246	3
5:55 PM	2	20	8	10	35	7	17	49	18	8	50	5	0	0	0	0	229	0
HOURLY TOTALS	Southbound			Westbound			Northbound			Eastbound			Pedestrians By Approach				TOTAL	
4:00 PM	37	374	238	153	615	113	155	493	171	97	706	57	7	4	3	0	3209	14
4:15 PM	39	348	244	144	590	108	158	493	175	82	692	61	7	1	2	0	3134	10
4:30 PM	37	354	258	158	585	117	173	492	186	77	686	59	7	1	4	0	3182	12
4:45 PM	32	341	247	150	548	116	173	484	185	74	701	56	3	1	7	0	3107	11
5:00 PM	32	322	234	141	523	110	187	481	194	81	670	43	6	1	10	0	3018	17

INTERSECTION: *NE MLK Jr Blvd--NE Lombard Ave--*
 PROJECT ID#:
 QC JOB #: 10247167

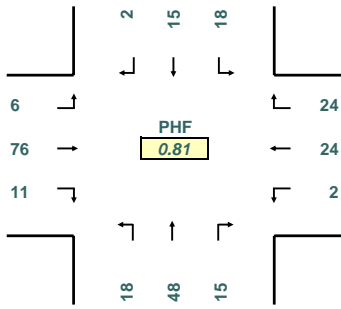
START TIME: 4:00 PM
 END TIME: 6:00 PM
 DATE: 4/11/2007



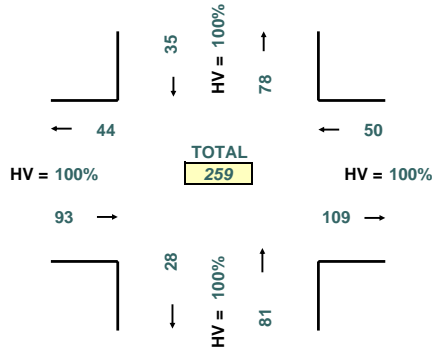
16285 SW 85th Avenue, Ste. 302
 Tigard, OR 97224
 Phone: 503-620-4242
 Fax: 503 620-4545

www.qualitycounts.net

PEAK HOUR TURNING MOVEMENTS



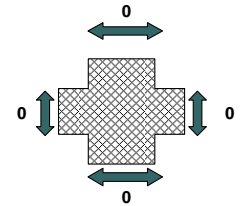
PEAK HOUR LINK VOLUMES



PEAK HOUR: 4:00 PM TO 5:00 PM

PEAK 15 MINUTES: 4:00 PM TO 4:15 PM

PEAK HOUR PED CROSSING VOLUMES



5-MINUTE COUNT PERIOD BEGINNING AT	NE MLK Jr Blvd-- (Southbound)			NE Lombard Ave-- (Westbound)			NE MLK Jr Blvd-- (Northbound)			NE Lombard Ave-- (Eastbound)			Crosswalk Usage (Peds By Approach)				TOTAL	
	Right	Thru	Left	Right	Thru	Left	Right	Thru	Left	Right	Thru	Left	North	East	South	West	Veh	Peds
4:00 PM	0	5	3	5	5	0	2	5	2	0	4	0	0	0	0	0	31	0
4:05 PM	1	1	2	4	1	0	1	1	1	2	9	0	0	0	0	0	23	0
4:10 PM	0	1	2	2	3	1	2	5	0	1	9	0	0	0	0	0	26	0
4:15 PM	0	1	3	2	1	0	0	9	2	0	4	2	0	0	0	0	24	0
4:20 PM	0	0	2	2	1	0	0	5	2	3	4	1	0	0	0	0	20	0
4:25 PM	0	2	0	1	2	1	1	1	1	1	3	1	0	0	0	0	14	0
4:30 PM	0	2	1	4	3	0	0	5	2	0	10	0	0	0	0	0	27	0
4:35 PM	0	1	1	1	1	0	3	1	1	1	7	0	0	0	0	0	17	0
4:40 PM	0	1	2	1	1	0	1	4	1	0	6	0	0	0	0	0	17	0
4:45 PM	0	0	1	0	3	0	1	4	1	1	3	1	0	0	0	0	15	0
4:50 PM	1	1	0	0	1	0	1	6	3	1	10	1	0	0	0	0	25	0
4:55 PM	0	0	1	2	2	0	3	2	2	1	7	0	0	0	0	0	20	0
5:00 PM	1	0	2	0	3	1	0	2	1	0	7	0	0	0	0	0	17	0
5:05 PM	0	1	0	0	3	0	0	1	2	2	3	0	0	0	0	0	12	0
5:10 PM	0	1	1	1	1	0	2	1	0	1	4	1	0	2	0	0	13	2
5:15 PM	0	1	2	0	2	0	2	3	1	0	2	1	0	0	0	0	14	0
5:20 PM	0	1	1	1	0	0	1	4	1	0	3	1	0	0	0	0	13	0
5:25 PM	0	1	1	1	2	0	2	2	1	2	4	0	0	0	0	0	16	0
5:30 PM	0	2	2	1	2	0	2	0	2	0	2	0	0	0	0	0	13	0
5:35 PM	0	3	1	1	2	0	2	3	0	0	2	1	0	0	0	0	15	0
5:40 PM	0	0	0	1	0	0	3	3	3	2	3	1	0	0	0	0	16	0
5:45 PM	0	0	0	1	1	1	2	0	1	0	7	0	0	0	0	0	13	0
5:50 PM	0	0	0	0	0	0	1	2	1	2	2	0	0	0	0	0	8	0
5:55 PM	0	2	0	0	1	0	1	2	1	0	2	0	0	0	0	0	9	0
HOURLY TOTALS	Southbound			Westbound			Northbound			Eastbound			Pedestrians By Approach				TOTAL	
	Right	Thru	Left	Right	Thru	Left	Right	Thru	Left	Right	Thru	Left	North	East	South	West	Veh	Peds
4:00 PM	2	15	18	24	24	2	15	48	18	11	76	6	0	0	0	0	259	0
4:15 PM	2	10	14	14	22	2	12	41	18	11	68	7	0	2	0	0	221	2
4:30 PM	2	10	13	11	22	1	16	35	16	9	66	5	0	2	0	0	206	2
4:45 PM	2	11	12	8	21	1	19	31	17	10	50	7	0	2	0	0	189	2
5:00 PM	1	12	10	7	17	2	18	23	14	9	41	5	0	2	0	0	159	2

INTERSECTION: *N Denver Ave--N Interstate Ave--*
 PROJECT ID#:
 QC JOB #: 10247168

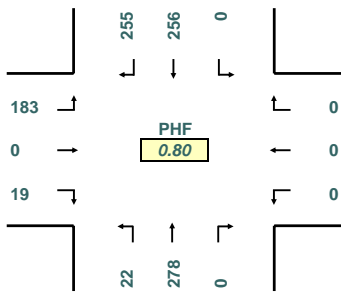
START TIME: 4:00 PM
 END TIME: 6:00 PM
 DATE: 4/11/2007



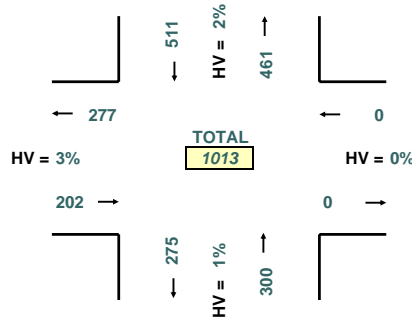
16285 SW 85th Avenue, Ste. 302
 Tigard, OR 97224
 Phone: 503-620-4242
 Fax: 503 620-4545

www.qualitycounts.net

PEAK HOUR TURNING MOVEMENTS



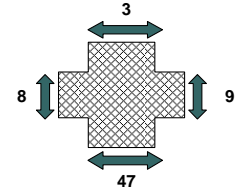
PEAK HOUR LINK VOLUMES



PEAK HOUR: 4:30 PM TO 5:30 PM

PEAK 15 MINUTES: 5:15 PM TO 5:30 PM

PEAK HOUR PED CROSSING VOLUMES



5-MINUTE COUNT PERIOD BEGINNING AT	<i>N Denver Ave-- (Southbound)</i>			<i>N Interstate Ave-- (Westbound)</i>			<i>N Denver Ave-- (Northbound)</i>			<i>N Interstate Ave-- (Eastbound)</i>			Crosswalk Usage (Peds By Approach)				TOTAL	
	Right	Thru	Left	Right	Thru	Left	Right	Thru	Left	Right	Thru	Left	North	East	South	West	Veh	Peds
4:00 PM	11	11	0	0	0	0	0	23	6	4	0	16	0	0	0	0	71	0
4:05 PM	12	21	0	0	0	0	0	23	1	3	0	19	0	3	3	3	79	9
4:10 PM	20	12	0	0	0	0	0	24	2	0	0	13	0	3	1	0	71	4
4:15 PM	22	11	0	0	0	0	0	24	1	1	0	26	2	2	7	2	85	13
4:20 PM	11	8	0	0	0	0	0	27	3	2	0	18	1	2	0	0	69	3
4:25 PM	17	8	0	0	0	0	0	30	1	0	0	14	0	0	1	3	70	4
4:30 PM	16	16	0	0	0	0	0	17	2	1	0	23	0	1	17	2	75	20
4:35 PM	27	18	0	0	0	0	0	28	2	0	0	17	2	3	3	0	92	8
4:40 PM	13	13	0	0	0	0	0	21	3	3	0	10	0	1	1	0	63	2
4:45 PM	22	16	0	0	0	0	0	26	0	1	0	14	0	0	1	0	79	1
4:50 PM	15	21	0	0	0	0	0	30	3	1	0	15	0	2	5	1	85	8
4:55 PM	19	16	0	0	0	0	0	24	0	1	0	17	0	0	1	0	77	1
5:00 PM	16	13	0	0	0	0	0	22	1	1	0	21	0	1	5	1	74	7
5:05 PM	14	16	0	0	0	0	0	12	2	3	0	21	0	1	2	2	68	5
5:10 PM	23	20	0	0	0	0	0	29	2	0	0	9	0	0	2	0	83	2
5:15 PM	30	38	0	0	0	0	0	28	5	2	0	16	1	0	1	0	119	2
5:20 PM	34	37	0	0	0	0	0	22	2	2	0	12	0	0	2	1	109	3
5:25 PM	26	32	0	0	0	0	0	19	0	4	0	8	0	0	7	1	89	8
5:30 PM	28	25	0	0	0	0	0	21	1	2	0	18	0	0	3	0	95	3
5:35 PM	15	12	0	0	0	0	0	15	1	3	0	15	0	0	5	1	61	6
5:40 PM	13	12	0	0	0	0	0	27	1	1	0	17	0	0	2	0	71	2
5:45 PM	16	13	0	0	0	0	0	8	4	0	0	20	1	0	1	0	61	2
5:50 PM	10	21	0	0	0	0	0	19	0	0	0	17	0	0	6	2	67	8
5:55 PM	14	12	0	0	0	0	0	36	2	1	0	11	1	0	0	0	76	1
HOURLY TOTALS	Southbound			Westbound			Northbound			Eastbound			Pedestrians By Approach				TOTAL	
4:00 PM	205	171	0	0	0	0	0	297	24	17	0	202	5	17	40	11	916	73
4:15 PM	215	176	0	0	0	0	0	290	20	14	0	205	5	13	45	11	920	74
4:30 PM	255	256	0	0	0	0	0	278	22	19	0	183	3	9	47	8	1013	67
4:45 PM	255	258	0	0	0	0	0	275	18	21	0	183	1	4	36	7	1010	48
5:00 PM	239	251	0	0	0	0	0	258	21	19	0	185	3	2	36	8	973	49

INTERSECTION: *N Denver Ave--/N Interstate Ave--*
 PROJECT ID#:
 QC JOB #: 10247168

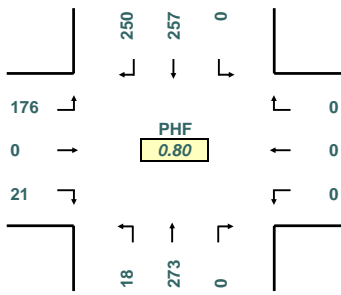
START TIME: 4:00 PM
 END TIME: 6:00 PM
 DATE: 4/11/2007



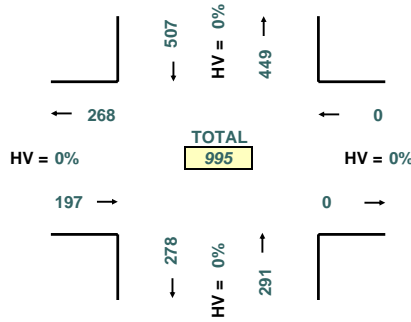
16285 SW 85th Avenue, Ste. 302
 Tigard, OR 97224
 Phone: 503-620-4242
 Fax: 503 620-4545

www.qualitycounts.net

PEAK HOUR TURNING MOVEMENTS



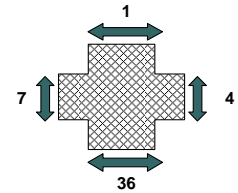
PEAK HOUR LINK VOLUMES



PEAK HOUR: 4:45 PM TO 5:45 PM

PEAK 15 MINUTES: 5:15 PM TO 5:30 PM

PEAK HOUR PED CROSSING VOLUMES



5-MINUTE COUNT PERIOD BEGINNING AT	<i>N Denver Ave-- (Southbound)</i>			<i>N Interstate Ave-- (Westbound)</i>			<i>N Denver Ave-- (Northbound)</i>			<i>N Interstate Ave-- (Eastbound)</i>			Crosswalk Usage (Peds By Approach)				TOTAL	
	Right	Thru	Left	Right	Thru	Left	Right	Thru	Left	Right	Thru	Left	North	East	South	West	Veh	Peds
4:00 PM	10	11	0	0	0	0	0	21	6	4	0	16	0	0	0	0	68	0
4:05 PM	12	21	0	0	0	0	0	21	1	3	0	16	0	3	3	3	74	9
4:10 PM	18	12	0	0	0	0	0	22	2	0	0	12	0	3	1	0	66	4
4:15 PM	22	9	0	0	0	0	0	24	1	1	0	25	2	2	7	2	82	13
4:20 PM	11	7	0	0	0	0	0	25	3	2	0	18	1	2	0	0	66	3
4:25 PM	17	7	0	0	0	0	0	28	1	0	0	14	0	0	1	3	67	4
4:30 PM	15	15	0	0	0	0	0	17	2	1	0	23	0	1	17	2	73	20
4:35 PM	27	18	0	0	0	0	0	26	2	0	0	17	2	3	3	0	90	8
4:40 PM	12	13	0	0	0	0	0	21	3	3	0	8	0	1	1	0	60	2
4:45 PM	22	16	0	0	0	0	0	26	0	1	0	14	0	0	1	0	79	1
4:50 PM	15	21	0	0	0	0	0	30	3	1	0	14	0	2	5	1	84	8
4:55 PM	18	16	0	0	0	0	0	23	0	1	0	17	0	0	1	0	75	1
5:00 PM	16	13	0	0	0	0	0	22	1	1	0	20	0	1	5	1	73	7
5:05 PM	14	16	0	0	0	0	0	12	2	3	0	20	0	1	2	2	67	5
5:10 PM	22	20	0	0	0	0	0	28	2	0	0	9	0	0	2	0	81	2
5:15 PM	30	38	0	0	0	0	0	28	5	2	0	15	1	0	1	0	118	2
5:20 PM	34	36	0	0	0	0	0	22	2	2	0	12	0	0	2	1	108	3
5:25 PM	24	32	0	0	0	0	0	19	0	4	0	7	0	0	7	1	86	8
5:30 PM	27	25	0	0	0	0	0	21	1	2	0	17	0	0	3	0	93	3
5:35 PM	15	12	0	0	0	0	0	15	1	3	0	15	0	0	5	1	61	6
5:40 PM	13	12	0	0	0	0	0	27	1	1	0	16	0	0	2	0	70	2
5:45 PM	14	12	0	0	0	0	0	7	4	0	0	20	1	0	1	0	57	2
5:50 PM	10	21	0	0	0	0	0	19	0	0	0	14	0	0	6	2	64	8
5:55 PM	14	12	0	0	0	0	0	36	2	1	0	11	1	0	0	0	76	1
HOURLY TOTALS	Southbound			Westbound			Northbound			Eastbound			Pedestrians By Approach				TOTAL	
4:00 PM	199	166	0	0	0	0	0	284	24	17	0	194	5	17	40	11	884	73
4:15 PM	211	171	0	0	0	0	0	282	20	14	0	199	5	13	45	11	897	74
4:30 PM	249	254	0	0	0	0	0	274	22	19	0	176	3	9	47	8	994	67
4:45 PM	250	257	0	0	0	0	0	273	18	21	0	176	1	4	36	7	995	48
5:00 PM	233	249	0	0	0	0	0	256	21	19	0	176	3	2	36	8	954	49

INTERSECTION: *N Denver Ave--/N Interstate Ave--*
 PROJECT ID#:
 QC JOB #: 10247168

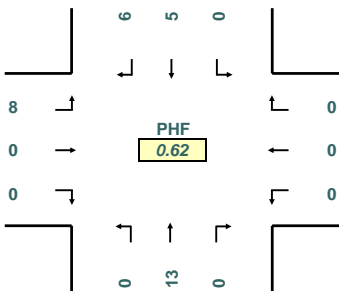
START TIME: 4:00 PM
 END TIME: 6:00 PM
 DATE: 4/11/2007



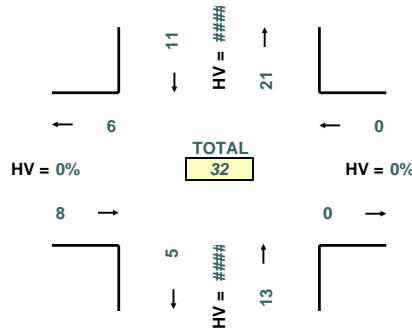
16285 SW 85th Avenue, Ste. 302
 Tigard, OR 97224
 Phone: 503-620-4242
 Fax: 503 620-4545

www.qualitycounts.net

PEAK HOUR TURNING MOVEMENTS



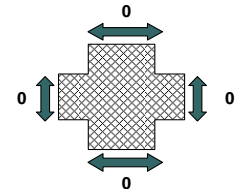
PEAK HOUR LINK VOLUMES



PEAK HOUR: 4:00 PM TO 5:00 PM

PEAK 15 MINUTES: 4:00 PM TO 4:15 PM

PEAK HOUR PED CROSSING VOLUMES



5-MINUTE COUNT PERIOD BEGINNING AT	<i>N Denver Ave-- (Southbound)</i>			<i>N Interstate Ave-- (Westbound)</i>			<i>N Denver Ave-- (Northbound)</i>			<i>N Interstate Ave-- (Eastbound)</i>			Crosswalk Usage (Peds By Approach)				TOTAL	
	Right	Thru	Left	Right	Thru	Left	Right	Thru	Left	Right	Thru	Left	North	East	South	West	Veh	Peds
4:00 PM	1	0	0	0	0	0	0	2	0	0	0	0	0	0	0	0	3	0
4:05 PM	0	0	0	0	0	0	0	2	0	0	0	3	0	0	0	0	5	0
4:10 PM	2	0	0	0	0	0	0	2	0	0	0	1	0	0	0	0	5	0
4:15 PM	0	2	0	0	0	0	0	0	0	0	0	1	0	0	0	0	3	0
4:20 PM	0	1	0	0	0	0	0	2	0	0	0	0	0	0	0	0	3	0
4:25 PM	0	1	0	0	0	0	0	2	0	0	0	0	0	0	0	0	3	0
4:30 PM	1	1	0	0	0	0	0	0	0	0	0	0	0	0	0	0	2	0
4:35 PM	0	0	0	0	0	0	0	2	0	0	0	0	0	0	0	0	2	0
4:40 PM	1	0	0	0	0	0	0	0	0	0	2	0	0	0	0	0	3	0
4:45 PM	0	0	0	0	0	0	0	0	0	0	0	0	0	0	0	0	0	0
4:50 PM	0	0	0	0	0	0	0	0	0	0	1	0	0	0	0	0	1	0
4:55 PM	1	0	0	0	0	0	0	1	0	0	0	0	0	0	0	0	2	0
5:00 PM	0	0	0	0	0	0	0	0	0	0	1	0	0	0	0	0	1	0
5:05 PM	0	0	0	0	0	0	0	0	0	0	1	0	0	0	0	0	1	0
5:10 PM	1	0	0	0	0	0	0	1	0	0	0	0	0	0	0	0	2	0
5:15 PM	0	0	0	0	0	0	0	0	0	0	1	0	0	0	0	0	1	0
5:20 PM	0	1	0	0	0	0	0	0	0	0	0	0	0	0	0	0	1	0
5:25 PM	2	0	0	0	0	0	0	0	0	0	1	0	0	0	0	0	3	0
5:30 PM	1	0	0	0	0	0	0	0	0	0	1	0	0	0	0	0	2	0
5:35 PM	0	0	0	0	0	0	0	0	0	0	0	0	0	0	0	0	0	0
5:40 PM	0	0	0	0	0	0	0	0	0	0	1	0	0	0	0	0	1	0
5:45 PM	2	1	0	0	0	0	0	1	0	0	0	0	0	0	0	0	4	0
5:50 PM	0	0	0	0	0	0	0	0	0	0	3	0	0	0	0	0	3	0
5:55 PM	0	0	0	0	0	0	0	0	0	0	0	0	0	0	0	0	0	0
HOURLY TOTALS	Southbound			Westbound			Northbound			Eastbound			Pedestrians By Approach				TOTAL	
4:00 PM	6	5	0	0	0	0	0	13	0	0	0	8	0	0	0	0	32	0
4:15 PM	4	5	0	0	0	0	0	8	0	0	0	6	0	0	0	0	23	0
4:30 PM	6	2	0	0	0	0	0	4	0	0	0	7	0	0	0	0	19	0
4:45 PM	5	1	0	0	0	0	0	2	0	0	0	7	0	0	0	0	15	0
5:00 PM	6	2	0	0	0	0	0	2	0	0	0	9	0	0	0	0	19	0

INTERSECTION: *N Interstate Ave--N Argyle St--*
 PROJECT ID#:
 QC JOB #: 10247169

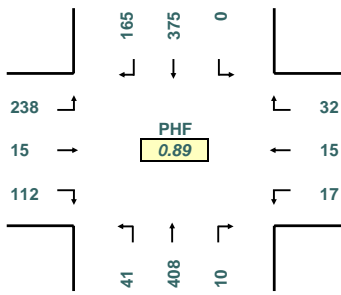
START TIME: 4:00 PM
 END TIME: 6:00 PM
 DATE: 4/11/2007



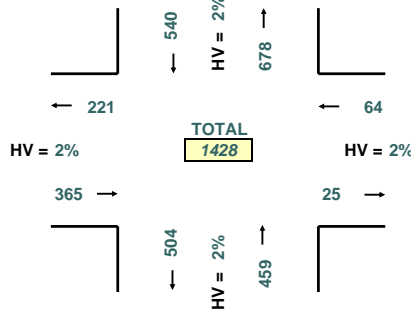
16285 SW 85th Avenue, Ste. 302
 Tigard, OR 97224
 Phone: 503-620-4242
 Fax: 503 620-4545

www.qualitycounts.net

PEAK HOUR TURNING MOVEMENTS



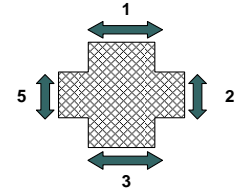
PEAK HOUR LINK VOLUMES



PEAK HOUR: 4:30 PM TO 5:30 PM

PEAK 15 MINUTES: 5:15 PM TO 5:30 PM

PEAK HOUR PED CROSSING VOLUMES



5-MINUTE COUNT PERIOD BEGINNING AT	<i>N Interstate Ave-- (Southbound)</i>			<i>N Argyle St-- (Westbound)</i>			<i>N Interstate Ave-- (Northbound)</i>			<i>N Argyle St-- (Eastbound)</i>			Crosswalk Usage (Peds By Approach)				TOTAL	
	Right	Thru	Left	Right	Thru	Left	Right	Thru	Left	Right	Thru	Left	North	East	South	West	Veh	Peds
4:00 PM	9	17	0	4	0	1	0	41	0	6	0	24	0	0	0	0	102	0
4:05 PM	7	20	0	4	0	1	0	40	4	9	2	21	0	0	1	1	108	2
4:10 PM	12	29	0	2	1	3	0	35	2	7	2	17	0	0	1	1	110	2
4:15 PM	13	22	0	4	0	3	0	43	4	3	2	14	0	0	1	0	108	1
4:20 PM	4	14	0	4	1	1	1	40	1	3	2	10	0	1	1	0	81	2
4:25 PM	6	22	0	4	1	2	0	41	4	2	1	11	0	0	0	1	94	1
4:30 PM	15	20	0	4	4	3	0	39	6	9	1	24	0	1	0	0	125	1
4:35 PM	14	27	0	5	0	2	2	33	3	11	2	19	0	1	0	0	118	1
4:40 PM	17	20	0	1	1	2	0	25	2	8	1	34	1	0	1	0	111	2
4:45 PM	15	23	0	2	2	1	2	41	7	9	0	23	0	0	0	0	125	0
4:50 PM	11	25	0	1	0	0	0	36	6	13	3	18	0	0	0	0	113	0
4:55 PM	12	24	0	3	0	1	3	32	3	9	3	8	0	0	0	1	98	1
5:00 PM	12	18	0	1	1	1	1	40	4	14	0	24	0	0	1	0	116	1
5:05 PM	7	23	0	5	2	2	0	31	0	8	1	19	0	0	1	1	98	2
5:10 PM	13	33	0	5	2	2	0	37	3	5	0	23	0	0	0	0	123	0
5:15 PM	12	56	0	3	0	0	1	38	5	9	0	11	0	0	0	2	135	2
5:20 PM	20	58	0	0	1	2	1	33	1	7	1	11	0	0	0	0	135	0
5:25 PM	17	48	0	2	2	1	0	23	1	10	3	24	0	0	0	1	131	1
5:30 PM	10	39	0	0	1	2	1	38	3	4	1	12	0	0	0	0	111	0
5:35 PM	11	23	0	2	1	2	0	27	2	2	0	11	0	0	0	0	81	0
5:40 PM	8	19	0	1	0	3	0	39	2	6	2	17	0	0	0	0	97	0
5:45 PM	7	22	0	1	0	1	1	28	1	8	1	17	0	0	0	0	87	0
5:50 PM	15	21	0	2	0	1	1	37	4	3	3	9	0	0	1	0	96	1
5:55 PM	7	16	0	0	0	2	0	42	0	6	0	9	0	0	0	0	82	0
HOURLY TOTALS	Southbound			Westbound			Northbound			Eastbound			Pedestrians By Approach				TOTAL	
4:00 PM	135	263	0	38	10	20	8	446	42	89	19	223	1	3	5	4	1293	13
4:15 PM	139	271	0	39	14	20	9	438	43	94	16	227	1	3	5	3	1310	12
4:30 PM	165	375	0	32	15	17	10	408	41	112	15	238	1	2	3	5	1428	11
4:45 PM	148	389	0	25	12	17	9	415	37	96	14	201	0	0	2	5	1363	7
5:00 PM	139	376	0	22	10	19	6	413	26	82	12	187	0	0	3	4	1292	7

INTERSECTION: *N Interstate Ave--N Argyle St--*
 PROJECT ID#:
 QC JOB #: 10247169

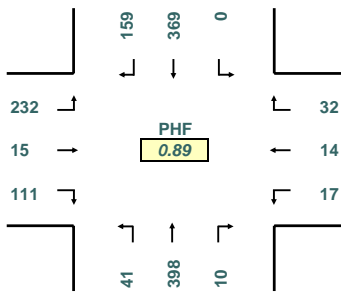
START TIME: 4:00 PM
 END TIME: 6:00 PM
 DATE: 4/11/2007



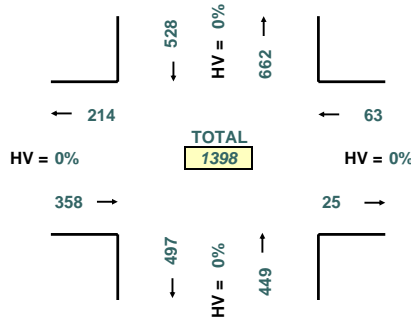
16285 SW 85th Avenue, Ste. 302
 Tigard, OR 97224
 Phone: 503-620-4242
 Fax: 503 620-4545

www.qualitycounts.net

PEAK HOUR TURNING MOVEMENTS



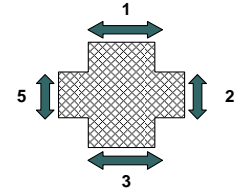
PEAK HOUR LINK VOLUMES



PEAK HOUR: 4:30 PM TO 5:30 PM

PEAK 15 MINUTES: 5:15 PM TO 5:30 PM

PEAK HOUR PED CROSSING VOLUMES



5-MINUTE COUNT PERIOD BEGINNING AT	<i>N Interstate Ave-- (Southbound)</i>			<i>N Argyle St-- (Westbound)</i>			<i>N Interstate Ave-- (Northbound)</i>			<i>N Argyle St-- (Eastbound)</i>			Crosswalk Usage (Peds By Approach)				TOTAL	
	Right	Thru	Left	Right	Thru	Left	Right	Thru	Left	Right	Thru	Left	North	East	South	West	Veh	Peds
4:00 PM	9	16	0	4	0	1	0	39	0	6	0	22	0	0	0	0	97	0
4:05 PM	6	20	0	4	0	1	0	37	3	9	2	20	0	0	1	1	102	2
4:10 PM	12	28	0	2	1	3	0	33	2	6	2	17	0	0	1	1	106	2
4:15 PM	12	21	0	4	0	3	0	42	3	2	2	14	0	0	1	0	103	1
4:20 PM	4	13	0	4	1	1	1	38	1	3	2	10	0	1	1	0	78	2
4:25 PM	6	20	0	3	1	2	0	40	3	2	1	11	0	0	0	1	89	1
4:30 PM	15	20	0	4	4	3	0	39	6	8	1	23	0	1	0	0	123	1
4:35 PM	14	26	0	5	0	2	2	32	3	11	2	17	0	1	0	0	114	1
4:40 PM	17	19	0	1	1	2	0	23	2	8	1	34	1	0	1	0	108	2
4:45 PM	14	23	0	2	2	1	2	41	7	9	0	23	0	0	0	0	124	0
4:50 PM	9	25	0	1	0	0	0	35	6	13	3	17	0	0	0	0	109	0
4:55 PM	12	23	0	3	0	1	3	31	3	9	3	8	0	0	0	1	96	1
5:00 PM	11	18	0	1	1	1	1	39	4	14	0	23	0	0	1	0	113	1
5:05 PM	7	23	0	5	1	2	0	30	0	8	1	19	0	0	1	1	96	2
5:10 PM	13	33	0	5	2	2	0	35	3	5	0	23	0	0	0	0	121	0
5:15 PM	12	56	0	3	0	0	1	38	5	9	0	11	0	0	0	2	135	2
5:20 PM	18	57	0	0	1	2	1	33	1	7	1	11	0	0	0	0	132	0
5:25 PM	17	46	0	2	2	1	0	22	1	10	3	23	0	0	0	1	127	1
5:30 PM	10	38	0	0	1	2	1	37	3	4	1	12	0	0	0	0	109	0
5:35 PM	11	23	0	2	1	2	0	27	2	2	0	11	0	0	0	0	81	0
5:40 PM	8	18	0	1	0	3	0	38	2	6	2	17	0	0	0	0	95	0
5:45 PM	7	20	0	1	0	1	1	27	1	8	1	16	0	0	0	0	83	0
5:50 PM	14	21	0	2	0	1	1	35	4	3	3	9	0	0	1	0	93	1
5:55 PM	7	15	0	0	0	2	0	42	0	6	0	9	0	0	0	0	81	0
HOURLY TOTALS	Southbound			Westbound			Northbound			Eastbound			Pedestrians By Approach				TOTAL	
4:00 PM	130	254	0	37	10	20	8	430	39	86	19	216	1	3	5	4	1249	13
4:15 PM	134	264	0	38	13	20	9	425	41	92	16	222	1	3	5	3	1274	12
4:30 PM	159	369	0	32	14	17	10	398	41	111	15	232	1	2	3	5	1398	11
4:45 PM	142	383	0	25	11	17	9	406	37	96	14	198	0	0	2	5	1338	7
5:00 PM	135	368	0	22	9	19	6	403	26	82	12	184	0	0	3	4	1266	7

INTERSECTION: *N Interstate Ave--N Argyle St--*
 PROJECT ID#:
 QC JOB #: 10247169

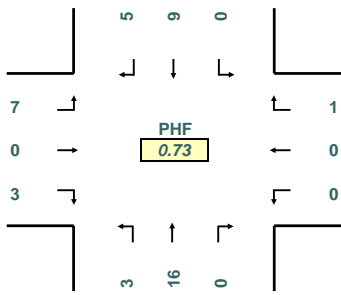
START TIME: 4:00 PM
 END TIME: 6:00 PM
 DATE: 4/11/2007



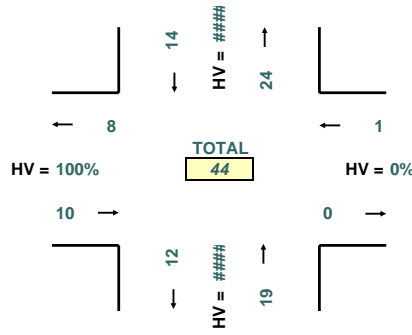
16285 SW 85th Avenue, Ste. 302
 Tigard, OR 97224
 Phone: 503-620-4242
 Fax: 503 620-4545

www.qualitycounts.net

PEAK HOUR TURNING MOVEMENTS



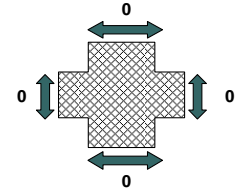
PEAK HOUR LINK VOLUMES



PEAK HOUR: 4:00 PM TO 5:00 PM

PEAK 15 MINUTES: 4:00 PM TO 4:15 PM

PEAK HOUR PED CROSSING VOLUMES



5-MINUTE COUNT PERIOD BEGINNING AT	<i>N Interstate Ave-- (Southbound)</i>			<i>N Argyle St-- (Westbound)</i>			<i>N Interstate Ave-- (Northbound)</i>			<i>N Argyle St-- (Eastbound)</i>			Crosswalk Usage (Peds By Approach)				TOTAL	
	Right	Thru	Left	Right	Thru	Left	Right	Thru	Left	Right	Thru	Left	North	East	South	West	Veh	Peds
4:00 PM	0	1	0	0	0	0	0	2	0	0	0	2	0	0	0	0	5	0
4:05 PM	1	0	0	0	0	0	0	3	1	0	0	1	0	0	0	0	6	0
4:10 PM	0	1	0	0	0	0	0	2	0	1	0	0	0	0	0	0	4	0
4:15 PM	1	1	0	0	0	0	0	1	1	1	0	0	0	0	0	0	5	0
4:20 PM	0	1	0	0	0	0	0	2	0	0	0	0	0	0	0	0	3	0
4:25 PM	0	2	0	1	0	0	0	1	1	0	0	0	0	0	0	0	5	0
4:30 PM	0	0	0	0	0	0	0	0	0	1	0	1	0	0	0	0	2	0
4:35 PM	0	1	0	0	0	0	0	1	0	0	0	2	0	0	0	0	4	0
4:40 PM	0	1	0	0	0	0	0	2	0	0	0	0	0	0	0	0	3	0
4:45 PM	1	0	0	0	0	0	0	0	0	0	0	0	0	0	0	0	1	0
4:50 PM	2	0	0	0	0	0	0	1	0	0	0	1	0	0	0	0	4	0
4:55 PM	0	1	0	0	0	0	0	1	0	0	0	0	0	0	0	0	2	0
5:00 PM	1	0	0	0	0	0	0	1	0	0	0	1	0	0	0	0	3	0
5:05 PM	0	0	0	0	1	0	0	1	0	0	0	0	0	0	0	0	2	0
5:10 PM	0	0	0	0	0	0	0	2	0	0	0	0	0	0	0	0	2	0
5:15 PM	0	0	0	0	0	0	0	0	0	0	0	0	0	0	0	0	0	0
5:20 PM	2	1	0	0	0	0	0	0	0	0	0	0	0	0	0	0	3	0
5:25 PM	0	2	0	0	0	0	0	1	0	0	0	1	0	0	0	0	4	0
5:30 PM	0	1	0	0	0	0	0	1	0	0	0	0	0	0	0	0	2	0
5:35 PM	0	0	0	0	0	0	0	0	0	0	0	0	0	0	0	0	0	0
5:40 PM	0	1	0	0	0	0	0	1	0	0	0	0	0	0	0	0	2	0
5:45 PM	0	2	0	0	0	0	0	1	0	0	0	1	0	0	0	0	4	0
5:50 PM	1	0	0	0	0	0	0	2	0	0	0	0	0	0	0	0	3	0
5:55 PM	0	1	0	0	0	0	0	0	0	0	0	0	0	0	0	0	1	0
HOURLY TOTALS	Southbound			Westbound			Northbound			Eastbound			Pedestrians By Approach				TOTAL	
4:00 PM	5	9	0	1	0	0	0	16	3	3	0	7	0	0	0	0	44	0
4:15 PM	5	7	0	1	1	0	0	13	2	2	0	5	0	0	0	0	36	0
4:30 PM	6	6	0	0	1	0	0	10	0	1	0	6	0	0	0	0	30	0
4:45 PM	6	6	0	0	1	0	0	9	0	0	0	3	0	0	0	0	25	0
5:00 PM	4	8	0	0	1	0	0	10	0	0	0	3	0	0	0	0	26	0

INTERSECTION: *N Delaware Ave--N Columbia Blvd--*
 PROJECT ID#:
 QC JOB #: 10247170

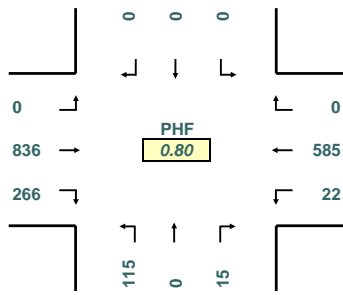
START TIME: 4:00 PM
 END TIME: 6:00 PM
 DATE: 4/11/2007



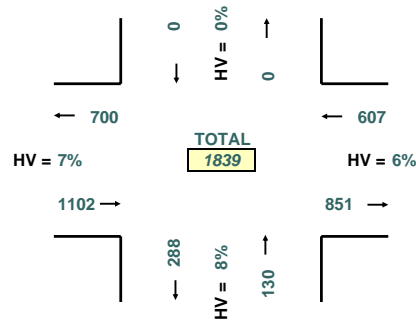
16285 SW 85th Avenue, Ste. 302
 Tigard, OR 97224
 Phone: 503-620-4242
 Fax: 503 620-4545

www.qualitycounts.net

PEAK HOUR TURNING MOVEMENTS



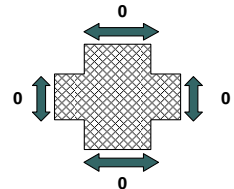
PEAK HOUR LINK VOLUMES



PEAK HOUR: 4:30 PM TO 5:30 PM

PEAK 15 MINUTES: 4:30 PM TO 4:45 PM

PEAK HOUR PED CROSSING VOLUMES



5-MINUTE COUNT PERIOD BEGINNING AT	N Delaware Ave-- (Southbound)			N Columbia Blvd-- (Westbound)			N Delaware Ave-- (Northbound)			N Columbia Blvd-- (Eastbound)			Crosswalk Usage (Peds By Approach)				TOTAL	
	Right	Thru	Left	Right	Thru	Left	Right	Thru	Left	Right	Thru	Left	North	East	South	West	Veh	Peds
4:00 PM	0	0	0	0	33	3	2	0	5	22	60	0	0	0	0	0	125	0
4:05 PM	0	0	0	0	62	5	2	0	9	19	71	0	0	0	0	0	168	0
4:10 PM	0	0	0	0	58	0	1	0	4	22	81	0	0	0	0	0	166	0
4:15 PM	0	0	0	0	64	2	0	0	18	8	39	0	0	0	0	0	131	0
4:20 PM	0	0	0	0	41	0	1	0	5	7	22	1	0	0	0	0	77	0
4:25 PM	0	0	0	0	41	1	0	0	8	10	40	0	0	0	0	0	100	0
4:30 PM	0	0	0	0	37	2	1	0	8	31	120	0	0	0	0	0	199	0
4:35 PM	0	0	0	0	48	0	1	0	11	26	100	0	0	0	0	0	186	0
4:40 PM	0	0	0	0	72	2	4	0	11	28	76	0	0	0	0	0	193	0
4:45 PM	0	0	0	0	36	2	1	0	14	29	76	0	0	0	0	0	158	0
4:50 PM	0	0	0	0	42	0	2	0	11	15	51	0	0	0	0	0	121	0
4:55 PM	0	0	0	0	42	1	0	0	5	20	63	0	0	0	0	0	131	0
5:00 PM	0	0	0	0	43	1	1	0	8	20	58	0	0	0	0	0	131	0
5:05 PM	0	0	0	0	49	3	2	0	9	22	71	0	0	0	0	0	156	0
5:10 PM	0	0	0	0	61	4	0	0	6	16	75	0	0	0	0	0	162	0
5:15 PM	0	0	0	0	55	2	0	0	11	17	57	0	0	0	0	0	142	0
5:20 PM	0	0	0	0	51	2	1	0	11	23	55	0	0	0	0	0	143	0
5:25 PM	0	0	0	0	49	3	2	0	10	19	34	0	0	0	0	0	117	0
5:30 PM	0	0	0	0	43	0	2	0	9	8	43	0	0	0	0	0	105	0
5:35 PM	0	0	0	0	38	3	0	0	6	11	58	0	0	0	0	0	116	0
5:40 PM	0	0	0	0	38	1	0	0	8	17	54	0	0	0	0	0	118	0
5:45 PM	0	0	0	0	35	3	0	0	4	20	50	0	0	0	0	0	112	0
5:50 PM	0	0	0	0	36	1	0	0	7	12	43	0	0	0	0	0	99	0
5:55 PM	0	0	0	0	32	2	0	0	4	10	44	0	0	0	0	0	92	0
HOURLY TOTALS	Southbound			Westbound			Northbound			Eastbound			Pedestrians By Approach				TOTAL	
4:00 PM	0	0	0	0	576	18	15	0	109	237	799	1	0	0	0	0	1755	0
4:15 PM	0	0	0	0	576	18	13	0	114	232	791	1	0	0	0	0	1745	0
4:30 PM	0	0	0	0	585	22	15	0	115	266	836	0	0	0	0	0	1839	0
4:45 PM	0	0	0	0	547	22	11	0	108	217	695	0	0	0	0	0	1600	0
5:00 PM	0	0	0	0	530	25	8	0	93	195	642	0	0	0	0	0	1493	0

INTERSECTION: *N Delaware Ave--N Columbia Blvd--*
 PROJECT ID#:
 QC JOB #: 10247170

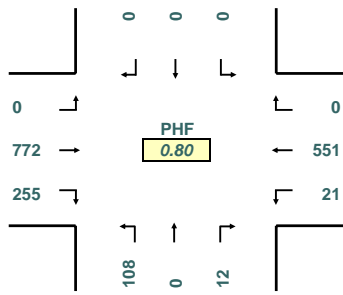
START TIME: 4:00 PM
 END TIME: 6:00 PM
 DATE: 4/11/2007



16285 SW 85th Avenue, Ste. 302
 Tigard, OR 97224
 Phone: 503-620-4242
 Fax: 503 620-4545

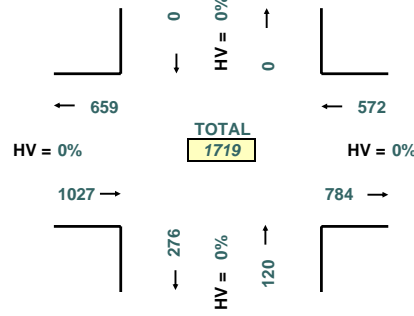
www.qualitycounts.net

PEAK HOUR TURNING MOVEMENTS



PHF
0.80

PEAK HOUR LINK VOLUMES

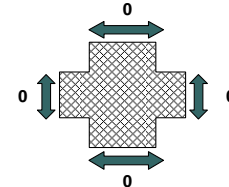


TOTAL
1719

PEAK HOUR: 4:30 PM TO 5:30 PM

PEAK 15 MINUTES: 4:30 PM TO 4:45 PM

PEAK HOUR PED CROSSING VOLUMES



5-MINUTE COUNT PERIOD BEGINNING AT	N Delaware Ave-- (Southbound)			N Columbia Blvd-- (Westbound)			N Delaware Ave-- (Northbound)			N Columbia Blvd-- (Eastbound)			Crosswalk Usage (Peds By Approach)				TOTAL	
	Right	Thru	Left	Right	Thru	Left	Right	Thru	Left	Right	Thru	Left	North	East	South	West	Veh	Peds
4:00 PM	0	0	0	0	27	3	1	0	5	19	49	0	0	0	0	0	104	0
4:05 PM	0	0	0	0	57	5	2	0	8	18	63	0	0	0	0	0	153	0
4:10 PM	0	0	0	0	56	0	1	0	4	22	70	0	0	0	0	0	153	0
4:15 PM	0	0	0	0	60	2	0	0	16	6	32	0	0	0	0	0	116	0
4:20 PM	0	0	0	0	39	0	1	0	5	7	21	1	0	0	0	0	74	0
4:25 PM	0	0	0	0	40	1	0	0	7	8	34	0	0	0	0	0	90	0
4:30 PM	0	0	0	0	36	2	1	0	8	29	115	0	0	0	0	0	191	0
4:35 PM	0	0	0	0	44	0	0	0	10	25	93	0	0	0	0	0	172	0
4:40 PM	0	0	0	0	65	2	4	0	11	28	66	0	0	0	0	0	176	0
4:45 PM	0	0	0	0	35	2	1	0	12	27	71	0	0	0	0	0	148	0
4:50 PM	0	0	0	0	39	0	2	0	9	15	48	0	0	0	0	0	113	0
4:55 PM	0	0	0	0	38	1	0	0	5	17	59	0	0	0	0	0	120	0
5:00 PM	0	0	0	0	41	1	0	0	8	20	52	0	0	0	0	0	122	0
5:05 PM	0	0	0	0	45	3	2	0	8	21	64	0	0	0	0	0	143	0
5:10 PM	0	0	0	0	60	3	0	0	6	16	69	0	0	0	0	0	154	0
5:15 PM	0	0	0	0	52	2	0	0	11	17	51	0	0	0	0	0	133	0
5:20 PM	0	0	0	0	51	2	0	0	10	21	50	0	0	0	0	0	134	0
5:25 PM	0	0	0	0	45	3	2	0	10	19	34	0	0	0	0	0	113	0
5:30 PM	0	0	0	0	42	0	2	0	9	6	43	0	0	0	0	0	102	0
5:35 PM	0	0	0	0	35	3	0	0	6	8	58	0	0	0	0	0	110	0
5:40 PM	0	0	0	0	36	1	0	0	8	17	53	0	0	0	0	0	115	0
5:45 PM	0	0	0	0	33	3	0	0	4	19	49	0	0	0	0	0	108	0
5:50 PM	0	0	0	0	33	1	0	0	7	12	41	0	0	0	0	0	94	0
5:55 PM	0	0	0	0	30	2	0	0	4	10	40	0	0	0	0	0	86	0
HOURLY TOTALS	Southbound			Westbound			Northbound			Eastbound			Pedestrians By Approach				TOTAL	
4:00 PM	0	0	0	0	536	18	13	0	100	221	721	1	0	0	0	0	1610	0
4:15 PM	0	0	0	0	542	17	11	0	105	219	724	1	0	0	0	0	1619	0
4:30 PM	0	0	0	0	551	21	12	0	108	255	772	0	0	0	0	0	1719	0
4:45 PM	0	0	0	0	519	21	9	0	102	204	652	0	0	0	0	0	1507	0
5:00 PM	0	0	0	0	503	24	6	0	91	186	604	0	0	0	0	0	1414	0

INTERSECTION: *N Delaware Ave--N Columbia Blvd--*
 PROJECT ID#:
 QC JOB #: 10247170

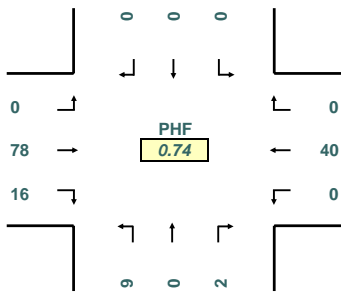
START TIME: 4:00 PM
 END TIME: 6:00 PM
 DATE: 4/11/2007



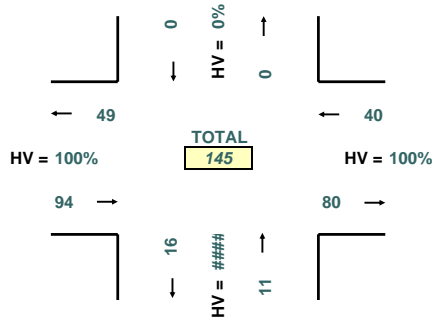
16285 SW 85th Avenue, Ste. 302
 Tigard, OR 97224
 Phone: 503-620-4242
 Fax: 503 620-4545

www.qualitycounts.net

PEAK HOUR TURNING MOVEMENTS



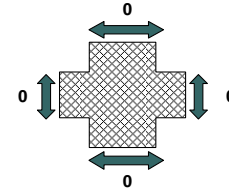
PEAK HOUR LINK VOLUMES



PEAK HOUR: 4:00 PM TO 5:00 PM

PEAK 15 MINUTES: 4:00 PM TO 4:15 PM

PEAK HOUR PED CROSSING VOLUMES



5-MINUTE COUNT PERIOD BEGINNING AT	N Delaware Ave-- (Southbound)			N Columbia Blvd-- (Westbound)			N Delaware Ave-- (Northbound)			N Columbia Blvd-- (Eastbound)			Crosswalk Usage (Peds By Approach)				TOTAL	
	Right	Thru	Left	Right	Thru	Left	Right	Thru	Left	Right	Thru	Left	North	East	South	West	Veh	Peds
4:00 PM	0	0	0	0	6	0	1	0	0	3	11	0	0	0	0	0	21	0
4:05 PM	0	0	0	0	5	0	0	0	1	1	8	0	0	0	0	0	15	0
4:10 PM	0	0	0	0	2	0	0	0	0	0	11	0	0	0	0	0	13	0
4:15 PM	0	0	0	0	4	0	0	0	2	2	7	0	0	0	0	0	15	0
4:20 PM	0	0	0	0	2	0	0	0	0	0	1	0	0	0	0	0	3	0
4:25 PM	0	0	0	0	1	0	0	0	1	2	6	0	0	0	0	0	10	0
4:30 PM	0	0	0	0	1	0	0	0	0	2	5	0	0	0	0	0	8	0
4:35 PM	0	0	0	0	4	0	1	0	1	1	7	0	0	0	0	0	14	0
4:40 PM	0	0	0	0	7	0	0	0	0	0	10	0	0	0	0	0	17	0
4:45 PM	0	0	0	0	1	0	0	0	2	2	5	0	0	0	0	0	10	0
4:50 PM	0	0	0	0	3	0	0	0	2	0	3	0	0	0	0	0	8	0
4:55 PM	0	0	0	0	4	0	0	0	0	3	4	0	0	0	0	0	11	0
5:00 PM	0	0	0	0	2	0	1	0	0	0	6	0	0	0	0	0	9	0
5:05 PM	0	0	0	0	4	0	0	0	1	1	7	0	0	0	0	0	13	0
5:10 PM	0	0	0	0	1	1	0	0	0	0	6	0	0	0	0	0	8	0
5:15 PM	0	0	0	0	3	0	0	0	0	0	6	0	0	0	0	0	9	0
5:20 PM	0	0	0	0	0	0	1	0	1	2	5	0	0	0	0	0	9	0
5:25 PM	0	0	0	0	4	0	0	0	0	0	0	0	0	0	0	0	4	0
5:30 PM	0	0	0	0	1	0	0	0	0	2	0	0	0	0	0	0	3	0
5:35 PM	0	0	0	0	3	0	0	0	0	3	0	0	0	0	0	0	6	0
5:40 PM	0	0	0	0	2	0	0	0	0	0	1	0	0	0	0	0	3	0
5:45 PM	0	0	0	0	2	0	0	0	0	1	1	0	0	0	0	0	4	0
5:50 PM	0	0	0	0	3	0	0	0	0	0	2	0	0	0	0	0	5	0
5:55 PM	0	0	0	0	2	0	0	0	0	0	4	0	0	0	0	0	6	0
HOURLY TOTALS	Southbound			Westbound			Northbound			Eastbound			Pedestrians By Approach				TOTAL	
4:00 PM	0	0	0	0	40	0	2	0	9	16	78	0	0	0	0	0	145	0
4:15 PM	0	0	0	0	34	1	2	0	9	13	67	0	0	0	0	0	126	0
4:30 PM	0	0	0	0	34	1	3	0	7	11	64	0	0	0	0	0	120	0
4:45 PM	0	0	0	0	28	1	2	0	6	13	43	0	0	0	0	0	93	0
5:00 PM	0	0	0	0	27	1	2	0	2	9	38	0	0	0	0	0	79	0

INTERSECTION: *N Vancouver Ave--/N Columbia Blvd--*
 PROJECT ID#:
 QC JOB #: 10247171

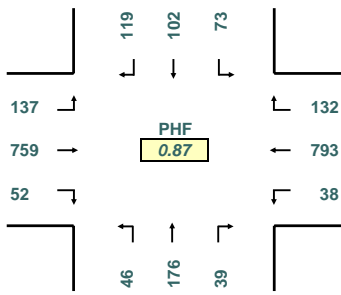
START TIME: 4:00 PM
 END TIME: 6:00 PM
 DATE: 4/11/2007



16285 SW 85th Avenue, Ste. 302
 Tigard, OR 97224
 Phone: 503-620-4242
 Fax: 503 620-4545

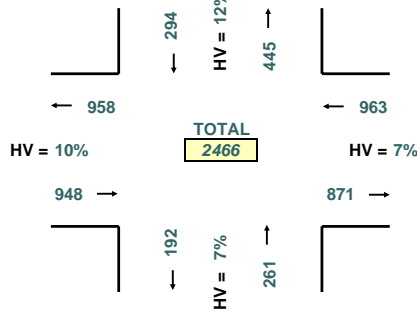
www.qualitycounts.net

PEAK HOUR TURNING MOVEMENTS



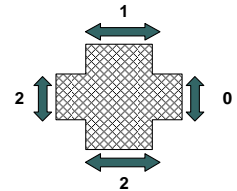
PEAK HOUR: 4:30 PM TO 5:30 PM

PEAK HOUR LINK VOLUMES



PEAK 15 MINUTES: 4:30 PM TO 4:45 PM

PEAK HOUR PED CROSSING VOLUMES



5-MINUTE COUNT PERIOD BEGINNING AT	N Vancouver Ave-- (Southbound)			N Columbia Blvd-- (Westbound)			N Vancouver Ave-- (Northbound)			N Columbia Blvd-- (Eastbound)			Crosswalk Usage (Peds By Approach)				TOTAL	
	Right	Thru	Left	Right	Thru	Left	Right	Thru	Left	Right	Thru	Left	North	East	South	West	Veh	Peds
4:00 PM	10	10	6	13	53	1	2	15	7	3	58	15	0	0	0	0	193	0
4:05 PM	17	8	5	16	55	3	3	14	7	4	48	18	0	0	0	0	198	0
4:10 PM	9	7	10	13	79	1	3	18	2	5	83	14	0	0	0	0	244	0
4:15 PM	7	4	7	17	70	2	4	15	5	4	60	7	0	0	1	0	202	1
4:20 PM	9	8	2	12	70	5	3	17	1	2	34	7	0	0	0	0	170	0
4:25 PM	9	8	6	11	47	2	2	18	3	3	36	11	0	0	0	0	156	0
4:30 PM	6	15	5	18	53	5	2	23	6	7	71	22	0	0	0	0	233	0
4:35 PM	14	10	6	11	67	3	3	17	1	7	106	11	1	0	0	0	256	1
4:40 PM	3	3	4	16	86	5	4	9	3	5	72	12	0	0	1	0	222	1
4:45 PM	11	7	7	9	64	5	2	11	0	4	57	13	0	0	0	0	190	0
4:50 PM	12	7	7	7	51	1	4	21	8	4	58	7	0	0	0	2	187	2
4:55 PM	6	5	5	14	43	4	3	9	3	2	67	11	0	0	1	0	172	1
5:00 PM	12	17	7	9	49	3	3	20	3	6	72	11	0	0	0	0	212	0
5:05 PM	18	7	5	12	67	2	3	17	6	4	48	12	0	0	0	0	201	0
5:10 PM	11	6	6	13	92	2	9	9	3	6	61	2	0	0	0	0	220	0
5:15 PM	7	9	5	7	91	2	4	14	3	4	57	12	0	0	0	0	215	0
5:20 PM	6	5	10	10	56	4	1	13	9	0	43	12	0	0	0	0	169	0
5:25 PM	13	11	6	6	74	2	1	13	1	3	47	12	0	0	0	0	189	0
5:30 PM	5	4	9	9	52	1	4	13	3	5	38	4	0	0	0	0	147	0
5:35 PM	12	6	6	8	48	1	1	13	7	5	37	12	0	0	0	0	156	0
5:40 PM	11	2	0	11	53	2	2	13	6	2	49	5	0	0	1	0	156	1
5:45 PM	8	11	5	8	39	1	3	11	2	3	41	9	0	0	1	0	141	1
5:50 PM	13	6	7	11	51	0	3	16	4	3	43	5	0	0	0	0	162	0
5:55 PM	6	9	3	10	34	1	1	16	4	1	38	6	0	2	0	0	129	2
HOURLY TOTALS	Southbound			Westbound			Northbound			Eastbound			Pedestrians By Approach				TOTAL	
4:00 PM	113	92	70	157	738	37	35	187	46	50	750	148	1	0	3	2	2423	6
4:15 PM	118	97	67	149	759	39	42	186	42	54	742	126	1	0	3	2	2421	6
4:30 PM	119	102	73	132	793	38	39	176	46	52	759	137	1	0	2	2	2466	5
4:45 PM	124	86	73	115	740	29	37	166	52	45	634	113	0	0	2	2	2214	4
5:00 PM	122	93	69	114	706	21	35	168	51	42	574	102	0	2	2	0	2097	4

INTERSECTION: *N Vancouver Ave--/N Columbia Blvd--*
 PROJECT ID#:
 QC JOB #: 10247171

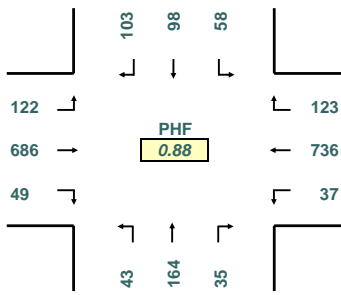
START TIME: 4:00 PM
 END TIME: 6:00 PM
 DATE: 4/11/2007



16285 SW 85th Avenue, Ste. 302
 Tigard, OR 97224
 Phone: 503-620-4242
 Fax: 503 620-4545

www.qualitycounts.net

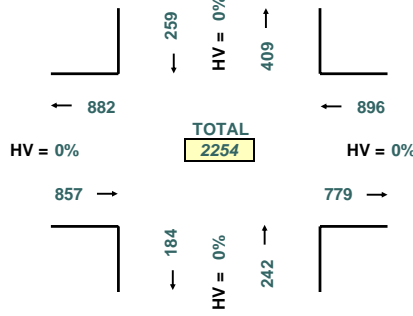
PEAK HOUR TURNING MOVEMENTS



PHF
0.88

PEAK HOUR: 4:30 PM TO 5:30 PM

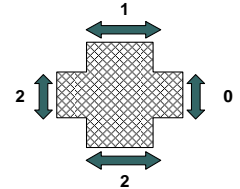
PEAK HOUR LINK VOLUMES



TOTAL
2254

PEAK 15 MINUTES: 4:30 PM TO 4:45 PM

PEAK HOUR PED CROSSING VOLUMES



5-MINUTE COUNT PERIOD BEGINNING AT	<i>N Vancouver Ave--</i> (Southbound)			<i>N Columbia Blvd--</i> (Westbound)			<i>N Vancouver Ave--</i> (Northbound)			<i>N Columbia Blvd--</i> (Eastbound)			Crosswalk Usage (Peds By Approach)				TOTAL	
	Right	Thru	Left	Right	Thru	Left	Right	Thru	Left	Right	Thru	Left	North	East	South	West	Veh	Peds
4:00 PM	10	9	5	12	48	1	2	13	6	3	52	11	0	0	0	0	172	0
4:05 PM	17	8	5	13	50	2	3	13	6	3	42	14	0	0	0	0	176	0
4:10 PM	9	5	8	13	75	1	3	14	2	4	70	10	0	0	0	0	214	0
4:15 PM	5	3	6	13	65	2	3	13	5	4	46	6	0	0	1	0	171	1
4:20 PM	9	8	2	12	64	5	3	16	1	1	27	4	0	0	0	0	152	0
4:25 PM	7	7	6	10	40	2	2	18	2	2	31	10	0	0	0	0	137	0
4:30 PM	5	15	3	18	48	5	2	21	5	7	63	20	0	0	0	0	212	0
4:35 PM	11	9	5	11	60	3	3	16	1	7	94	10	1	0	0	0	230	1
4:40 PM	3	3	3	15	81	5	3	8	3	4	64	10	0	0	1	0	202	1
4:45 PM	9	6	3	9	58	5	2	11	0	4	54	10	0	0	0	0	171	0
4:50 PM	10	7	6	6	44	1	3	19	8	4	52	6	0	0	0	2	166	2
4:55 PM	6	5	4	14	41	4	2	8	3	2	64	10	0	0	1	0	163	1
5:00 PM	9	16	6	7	46	3	3	18	3	4	68	10	0	0	0	0	193	0
5:05 PM	17	7	4	11	60	1	3	15	5	4	42	12	0	0	0	0	181	0
5:10 PM	10	6	5	13	89	2	8	9	3	6	52	2	0	0	0	0	205	0
5:15 PM	6	8	4	7	85	2	4	13	2	4	51	12	0	0	0	0	198	0
5:20 PM	4	5	9	8	54	4	1	13	9	0	38	9	0	0	0	0	154	0
5:25 PM	13	11	6	4	70	2	1	13	1	3	44	11	0	0	0	0	179	0
5:30 PM	4	4	8	8	47	1	2	13	3	5	36	4	0	0	0	0	135	0
5:35 PM	11	6	5	7	44	1	1	12	7	5	36	9	0	0	0	0	144	0
5:40 PM	10	2	0	8	49	2	2	13	5	2	46	5	0	0	1	0	144	1
5:45 PM	6	10	3	8	35	1	2	10	2	3	40	9	0	0	1	0	129	1
5:50 PM	11	6	7	9	44	0	3	15	4	2	42	4	0	0	0	0	147	0
5:55 PM	6	9	3	9	29	1	0	16	3	1	35	5	0	2	0	0	117	2
HOURLY TOTALS	Southbound			Westbound			Northbound			Eastbound			Pedestrians By Approach				TOTAL	
4:00 PM	101	85	56	146	674	36	31	170	42	45	659	121	1	0	3	2	2166	6
4:15 PM	101	92	53	139	696	38	37	172	39	49	657	110	1	0	3	2	2183	6
4:30 PM	103	98	58	123	736	37	35	164	43	49	686	122	1	0	2	2	2254	5
4:45 PM	109	83	60	102	687	28	32	157	49	43	583	100	0	0	2	2	2033	4
5:00 PM	107	90	60	99	652	20	30	160	47	39	530	92	0	2	2	0	1926	4

INTERSECTION: *N Vancouver Ave--/N Columbia Blvd--*
 PROJECT ID#:
 QC JOB #: 10247171

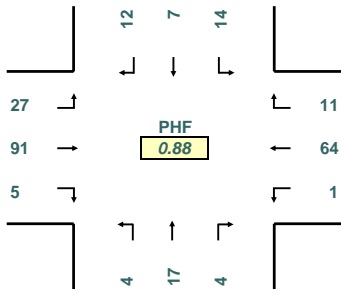
START TIME: 4:00 PM
 END TIME: 6:00 PM
 DATE: 4/11/2007



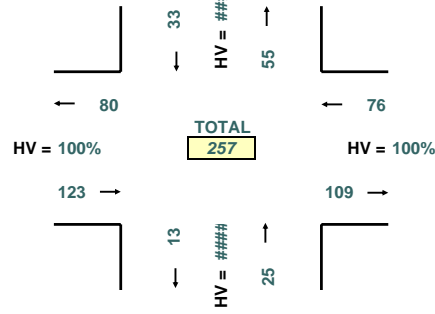
16285 SW 85th Avenue, Ste. 302
 Tigard, OR 97224
 Phone: 503-620-4242
 Fax: 503 620-4545

www.qualitycounts.net

PEAK HOUR TURNING MOVEMENTS



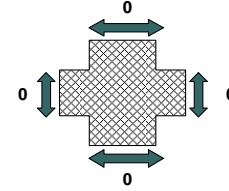
PEAK HOUR LINK VOLUMES



PEAK HOUR: 4:00 PM TO 5:00 PM

PEAK 15 MINUTES: 4:00 PM TO 4:15 PM

PEAK HOUR PED CROSSING VOLUMES



5-MINUTE COUNT PERIOD BEGINNING AT	N Vancouver Ave-- (Southbound)			N Columbia Blvd-- (Westbound)			N Vancouver Ave-- (Northbound)			N Columbia Blvd-- (Eastbound)			Crosswalk Usage (Peds By Approach)				TOTAL	
	Right	Thru	Left	Right	Thru	Left	Right	Thru	Left	Right	Thru	Left	North	East	South	West	Veh	Peds
4:00 PM	0	1	1	1	5	0	0	2	1	0	6	4	0	0	0	0	21	0
4:05 PM	0	0	0	3	5	1	0	1	1	1	6	4	0	0	0	0	22	0
4:10 PM	0	2	2	0	4	0	0	4	0	1	13	4	0	0	0	0	30	0
4:15 PM	2	1	1	4	5	0	1	2	0	0	14	1	0	0	0	0	31	0
4:20 PM	0	0	0	0	6	0	0	1	0	1	7	3	0	0	0	0	18	0
4:25 PM	2	1	0	1	7	0	0	0	1	1	5	1	0	0	0	0	19	0
4:30 PM	1	0	2	0	5	0	0	2	1	0	8	2	0	0	0	0	21	0
4:35 PM	3	1	1	0	7	0	0	1	0	0	12	1	0	0	0	0	26	0
4:40 PM	0	0	1	1	5	0	1	1	0	1	8	2	0	0	0	0	20	0
4:45 PM	2	1	4	0	6	0	0	0	0	0	3	3	0	0	0	0	19	0
4:50 PM	2	0	1	1	7	0	1	2	0	0	6	1	0	0	0	0	21	0
4:55 PM	0	0	1	0	2	0	1	1	0	0	3	1	0	0	0	0	9	0
5:00 PM	3	1	1	2	3	0	0	2	0	2	4	1	0	0	0	0	19	0
5:05 PM	1	0	1	1	7	1	0	2	1	0	6	0	0	0	0	0	20	0
5:10 PM	1	0	1	0	3	0	1	0	0	0	9	0	0	0	0	0	15	0
5:15 PM	1	1	1	0	6	0	0	1	1	0	6	0	0	0	0	0	17	0
5:20 PM	2	0	1	2	2	0	0	0	0	0	5	3	0	0	0	0	15	0
5:25 PM	0	0	0	2	4	0	0	0	0	0	3	1	0	0	0	0	10	0
5:30 PM	1	0	1	1	5	0	2	0	0	0	2	0	0	0	0	0	12	0
5:35 PM	1	0	1	1	4	0	0	1	0	0	1	3	0	0	0	0	12	0
5:40 PM	1	0	0	3	4	0	0	0	1	0	3	0	0	0	0	0	12	0
5:45 PM	2	1	2	0	4	0	1	1	0	0	1	0	0	0	0	0	12	0
5:50 PM	2	0	0	2	7	0	0	1	0	1	1	1	0	0	0	0	15	0
5:55 PM	0	0	0	1	5	0	1	0	1	0	3	1	0	0	0	0	12	0
HOURLY TOTALS	Southbound			Westbound			Northbound			Eastbound			Pedestrians By Approach				TOTAL	
4:00 PM	12	7	14	11	64	1	4	17	4	5	91	27	0	0	0	0	257	0
4:15 PM	17	5	14	10	63	1	5	14	3	5	85	16	0	0	0	0	238	0
4:30 PM	16	4	15	9	57	1	4	12	3	3	73	15	0	0	0	0	212	0
4:45 PM	15	3	13	13	53	1	5	9	3	2	51	13	0	0	0	0	181	0
5:00 PM	15	3	9	15	54	1	5	8	4	3	44	10	0	0	0	0	171	0

INTERSECTION: *NE MLK Jr Blvd--N Columbia Blvd--*
 PROJECT ID#:
 QC JOB #: 10247172

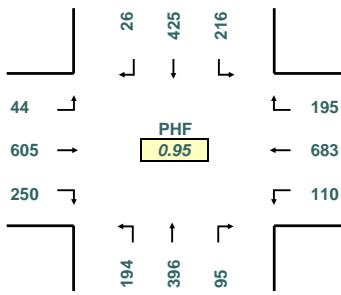
START TIME: 4:00 PM
 END TIME: 6:00 PM
 DATE: 4/11/2007



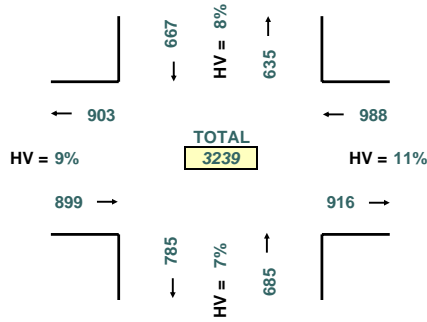
16285 SW 85th Avenue, Ste. 302
 Tigard, OR 97224
 Phone: 503-620-4242
 Fax: 503 620-4545

www.qualitycounts.net

PEAK HOUR TURNING MOVEMENTS



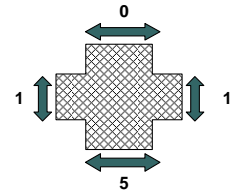
PEAK HOUR LINK VOLUMES



PEAK HOUR: 4:30 PM TO 5:30 PM

PEAK 15 MINUTES: 4:30 PM TO 4:45 PM

PEAK HOUR PED CROSSING VOLUMES



5-MINUTE COUNT PERIOD BEGINNING AT	NE MLK Jr Blvd-- (Southbound)			N Columbia Blvd-- (Westbound)			NE MLK Jr Blvd-- (Northbound)			N Columbia Blvd-- (Eastbound)			Crosswalk Usage (Peds By Approach)				TOTAL	
	Right	Thru	Left	Right	Thru	Left	Right	Thru	Left	Right	Thru	Left	North	East	South	West	Veh	Peds
4:00 PM	4	33	23	19	34	8	9	32	21	26	31	5	0	0	0	0	245	0
4:05 PM	2	29	14	18	37	15	9	33	18	19	45	3	0	0	0	0	242	0
4:10 PM	1	25	19	19	67	12	10	29	19	34	52	7	0	0	0	0	294	0
4:15 PM	0	31	17	13	75	11	9	38	14	23	62	5	0	0	1	0	298	1
4:20 PM	1	23	15	11	68	6	10	36	13	12	32	4	0	0	0	0	231	0
4:25 PM	3	35	23	10	34	7	8	36	17	11	24	2	0	0	0	0	210	0
4:30 PM	1	32	20	17	54	10	3	30	11	27	54	7	0	0	0	0	266	0
4:35 PM	2	36	15	18	57	8	14	28	22	25	81	5	0	1	0	0	311	1
4:40 PM	2	35	27	16	53	7	4	44	16	21	47	3	0	0	0	1	275	1
4:45 PM	0	42	17	12	47	7	11	48	21	17	43	1	0	0	0	0	266	0
4:50 PM	2	18	12	16	63	11	10	29	10	28	58	2	0	0	0	0	259	0
4:55 PM	5	32	18	20	48	6	8	43	12	24	52	6	0	0	2	0	274	2
5:00 PM	2	22	13	13	50	9	8	29	2	17	56	4	0	0	0	0	225	0
5:05 PM	5	51	18	16	58	8	6	24	15	19	42	5	0	0	0	0	267	0
5:10 PM	2	45	20	21	80	11	5	23	19	19	48	3	0	0	1	0	296	1
5:15 PM	2	36	22	6	63	11	10	37	23	19	32	7	0	0	0	0	268	0
5:20 PM	0	28	16	25	72	11	5	35	18	20	52	1	0	0	2	0	283	2
5:25 PM	3	48	18	15	38	11	11	26	25	14	40	0	0	0	0	0	249	0
5:30 PM	0	37	20	16	52	3	7	27	10	13	39	5	0	0	1	0	229	1
5:35 PM	2	21	10	7	56	14	4	37	9	17	37	3	0	0	0	0	217	0
5:40 PM	3	24	23	11	44	11	7	49	12	16	30	4	1	0	0	0	234	1
5:45 PM	1	19	12	8	40	3	5	30	10	12	34	7	0	0	0	0	181	0
5:50 PM	1	25	19	11	50	5	4	29	12	15	34	4	0	1	1	0	209	2
5:55 PM	2	22	17	11	19	4	7	30	14	10	32	4	0	0	0	0	172	0
HOURLY TOTALS	Southbound			Westbound			Northbound			Eastbound			Pedestrians By Approach				TOTAL	
4:00 PM	23	371	220	189	637	108	105	426	194	267	581	50	0	1	3	1	3171	5
4:15 PM	25	402	215	183	687	101	96	408	172	243	599	47	0	1	4	1	3178	6
4:30 PM	26	425	216	195	683	110	95	396	194	250	605	44	0	1	5	1	3239	7
4:45 PM	26	404	207	178	671	113	92	407	176	223	529	41	1	0	6	0	3067	7
5:00 PM	23	378	208	160	622	101	79	376	169	191	476	47	1	1	5	0	2830	7

INTERSECTION: *NE MLK Jr Blvd--N Columbia Blvd--*
 PROJECT ID#:
 QC JOB #: 10247172

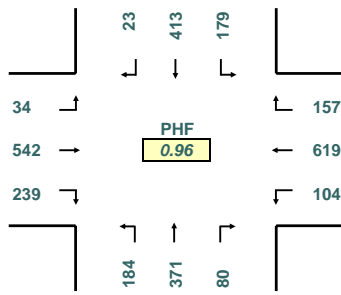
START TIME: 4:00 PM
 END TIME: 6:00 PM
 DATE: 4/11/2007



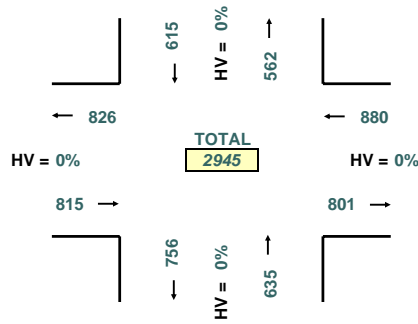
16285 SW 85th Avenue, Ste. 302
 Tigard, OR 97224
 Phone: 503-620-4242
 Fax: 503 620-4545

www.qualitycounts.net

PEAK HOUR TURNING MOVEMENTS



PEAK HOUR LINK VOLUMES

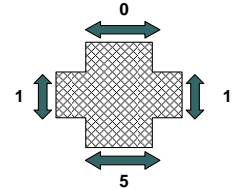


TOTAL
 2945

PEAK HOUR: 4:30 PM TO 5:30 PM

PEAK 15 MINUTES: 4:30 PM TO 4:45 PM

PEAK HOUR PED CROSSING VOLUMES



5-MINUTE COUNT PERIOD BEGINNING AT	NE MLK Jr Blvd-- (Southbound)			N Columbia Blvd-- (Westbound)			NE MLK Jr Blvd-- (Northbound)			N Columbia Blvd-- (Eastbound)			Crosswalk Usage (Peds By Approach)				TOTAL	
	Right	Thru	Left	Right	Thru	Left	Right	Thru	Left	Right	Thru	Left	North	East	South	West	Veh	Peds
4:00 PM	4	30	18	14	32	8	6	28	17	23	30	3	0	0	0	0	213	0
4:05 PM	2	28	12	15	34	12	9	31	14	18	41	2	0	0	0	0	218	0
4:10 PM	1	24	13	14	64	12	8	25	19	30	42	5	0	0	0	0	257	0
4:15 PM	0	31	12	7	72	9	8	30	10	22	46	5	0	0	1	0	252	1
4:20 PM	1	22	10	9	60	6	9	27	12	11	25	3	0	0	0	0	195	0
4:25 PM	3	33	19	10	26	7	7	34	17	11	19	1	0	0	0	0	187	0
4:30 PM	1	30	18	15	48	8	3	24	10	26	46	6	0	0	0	0	235	0
4:35 PM	2	36	11	11	53	8	13	28	21	25	72	4	0	1	0	0	284	1
4:40 PM	2	34	23	10	51	7	3	43	15	18	41	3	0	0	0	1	250	1
4:45 PM	0	42	13	10	40	7	9	44	20	17	40	0	0	0	0	0	242	0
4:50 PM	2	18	9	14	52	11	7	29	10	26	51	1	0	0	0	0	230	0
4:55 PM	5	32	14	16	43	6	7	39	11	23	49	5	0	0	2	0	250	2
5:00 PM	1	20	13	13	45	8	7	28	-1	17	52	2	0	0	0	0	205	0
5:05 PM	3	48	14	14	56	8	6	24	15	18	37	4	0	0	0	0	247	0
5:10 PM	2	44	19	16	75	10	3	22	19	18	41	2	0	0	1	0	271	1
5:15 PM	2	35	17	4	58	10	9	35	22	17	29	6	0	0	0	0	244	0
5:20 PM	0	26	14	20	65	11	5	30	17	20	48	1	0	0	2	0	257	2
5:25 PM	3	48	14	14	33	10	8	25	25	14	36	0	0	0	0	0	230	0
5:30 PM	0	34	18	13	47	2	6	26	9	11	37	3	0	0	1	0	206	1
5:35 PM	2	19	9	5	47	14	2	35	9	16	36	3	0	0	0	0	197	0
5:40 PM	2	24	20	11	40	11	6	46	11	16	29	2	1	0	0	0	218	1
5:45 PM	0	19	9	6	35	3	5	29	10	12	30	5	0	0	0	0	163	0
5:50 PM	1	25	17	9	45	5	4	28	12	15	32	4	0	1	1	0	197	2
5:55 PM	2	21	15	10	15	2	6	30	13	10	28	4	0	0	0	0	156	0
HOURLY TOTALS	Southbound			Westbound			Northbound			Eastbound			Pedestrians By Approach				TOTAL	
4:00 PM	23	360	172	145	575	101	89	382	176	250	502	38	0	1	3	1	2813	5
4:15 PM	22	390	175	145	621	95	82	372	159	232	519	36	0	1	4	1	2848	6
4:30 PM	23	413	179	157	619	104	80	371	184	239	542	34	0	1	5	1	2945	7
4:45 PM	22	390	174	150	601	108	75	383	167	213	485	29	1	0	6	0	2797	7
5:00 PM	18	363	179	135	561	94	67	358	161	184	435	36	1	1	5	0	2591	7

INTERSECTION: *NE MLK Jr Blvd--N Columbia Blvd--*
 PROJECT ID#:
 QC JOB #: 10247172

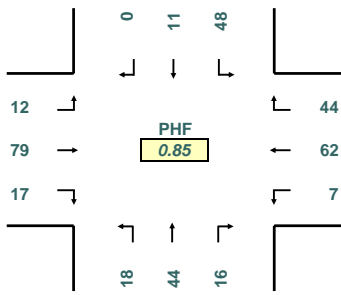
START TIME: 4:00 PM
 END TIME: 6:00 PM
 DATE: 4/11/2007



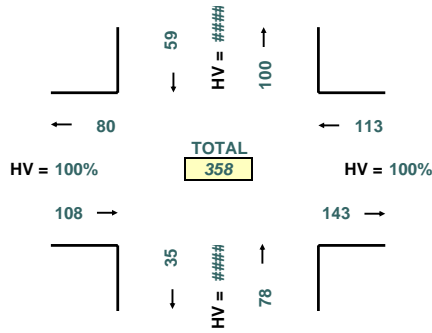
16285 SW 85th Avenue, Ste. 302
 Tigard, OR 97224
 Phone: 503-620-4242
 Fax: 503 620-4545

www.qualitycounts.net

PEAK HOUR TURNING MOVEMENTS



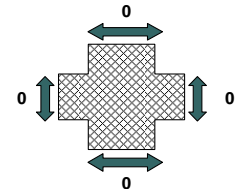
PEAK HOUR LINK VOLUMES



PEAK HOUR: 4:00 PM TO 5:00 PM

PEAK 15 MINUTES: 4:15 PM TO 4:30 PM

PEAK HOUR PED CROSSING VOLUMES



5-MINUTE COUNT PERIOD BEGINNING AT	NE MLK Jr Blvd-- (Southbound)			N Columbia Blvd-- (Westbound)			NE MLK Jr Blvd-- (Northbound)			N Columbia Blvd-- (Eastbound)			Crosswalk Usage (Peds By Approach)				TOTAL	
	Right	Thru	Left	Right	Thru	Left	Right	Thru	Left	Right	Thru	Left	North	East	South	West	Veh	Peds
4:00 PM	0	3	5	5	2	0	3	4	4	3	1	2	0	0	0	0	32	0
4:05 PM	0	1	2	3	3	3	0	2	4	1	4	1	0	0	0	0	24	0
4:10 PM	0	1	6	5	3	0	2	4	0	4	10	2	0	0	0	0	37	0
4:15 PM	0	0	5	6	3	2	1	8	4	1	16	0	0	0	0	0	46	0
4:20 PM	0	1	5	2	8	0	1	9	1	1	7	1	0	0	0	0	36	0
4:25 PM	0	2	4	0	8	0	1	2	0	0	5	1	0	0	0	0	23	0
4:30 PM	0	2	2	2	6	2	0	6	1	1	8	1	0	0	0	0	31	0
4:35 PM	0	0	4	7	4	0	1	0	1	0	9	1	0	0	0	0	27	0
4:40 PM	0	1	4	6	2	0	1	1	1	3	6	0	0	0	0	0	25	0
4:45 PM	0	0	4	2	7	0	2	4	1	0	3	1	0	0	0	0	24	0
4:50 PM	0	0	3	2	11	0	3	0	0	2	7	1	0	0	0	0	29	0
4:55 PM	0	0	4	4	5	0	1	4	1	1	3	1	0	0	0	0	24	0
5:00 PM	1	2	0	0	5	1	1	1	3	0	4	2	0	0	0	0	20	0
5:05 PM	2	3	4	2	2	0	0	0	0	1	5	1	0	0	0	0	20	0
5:10 PM	0	1	1	5	5	1	2	1	0	1	7	1	0	0	0	0	25	0
5:15 PM	0	1	5	2	5	1	1	2	1	2	3	1	0	0	0	0	24	0
5:20 PM	0	2	2	5	7	0	0	5	1	0	4	0	0	0	0	0	26	0
5:25 PM	0	0	4	1	5	1	3	1	0	0	4	0	0	0	0	0	19	0
5:30 PM	0	3	2	3	5	1	1	1	1	2	2	2	0	0	0	0	23	0
5:35 PM	0	2	1	2	9	0	2	2	0	1	1	0	0	0	0	0	20	0
5:40 PM	1	0	3	0	4	0	1	3	1	0	1	2	0	0	0	0	16	0
5:45 PM	1	0	3	2	5	0	0	1	0	0	4	2	0	0	0	0	18	0
5:50 PM	0	0	2	2	5	0	0	1	0	0	2	0	0	0	0	0	12	0
5:55 PM	0	1	2	1	4	2	1	0	1	0	4	0	0	0	0	0	16	0
HOURLY TOTALS	Southbound			Westbound			Northbound			Eastbound			Pedestrians By Approach				TOTAL	
4:00 PM	0	11	48	44	62	7	16	44	18	17	79	12	0	0	0	0	358	0
4:15 PM	3	12	40	38	66	6	14	36	13	11	80	11	0	0	0	0	330	0
4:30 PM	3	12	37	38	64	6	15	25	10	11	63	10	0	0	0	0	294	0
4:45 PM	4	14	33	28	70	5	17	24	9	10	44	12	0	0	0	0	270	0
5:00 PM	5	15	29	25	61	7	12	18	8	7	41	11	0	0	0	0	239	0

INTERSECTION: *N Vancouver Ave--/N Schmeer Rd--*
 PROJECT ID#: _____
 QC JOB #: 10247173

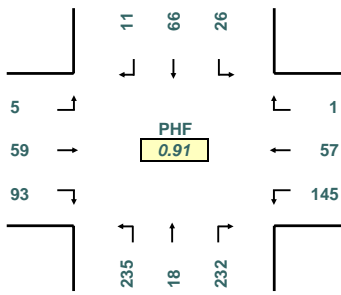
START TIME: 4:00 PM
 END TIME: 6:00 PM
 DATE: 4/11/2007



16285 SW 85th Avenue, Ste. 302
 Tigard, OR 97224
 Phone: 503-620-4242
 Fax: 503 620-4545

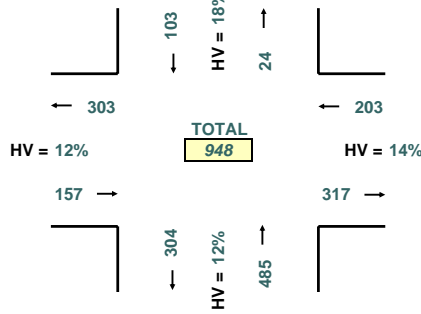
www.qualitycounts.net

PEAK HOUR TURNING MOVEMENTS



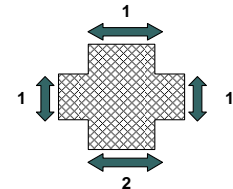
PEAK HOUR: 4:15 PM TO 5:15 PM

PEAK HOUR LINK VOLUMES



PEAK 15 MINUTES: 4:30 PM TO 4:45 PM

PEAK HOUR PED CROSSING VOLUMES



5-MINUTE COUNT PERIOD BEGINNING AT	<i>N Vancouver Ave-- (Southbound)</i>			<i>N Schmeer Rd-- (Westbound)</i>			<i>N Vancouver Ave-- (Northbound)</i>			<i>N Schmeer Rd-- (Eastbound)</i>			Crosswalk Usage (Peds By Approach)				TOTAL	
	Right	Thru	Left	Right	Thru	Left	Right	Thru	Left	Right	Thru	Left	North	East	South	West	Veh	Peds
4:00 PM	1	6	2	0	2	14	17	2	19	6	7	0	0	0	0	0	76	0
4:05 PM	0	5	2	0	3	14	16	3	18	6	7	0	0	0	0	0	74	0
4:10 PM	2	6	1	0	4	17	18	1	23	13	5	0	1	0	0	0	90	1
4:15 PM	1	7	2	0	6	12	23	1	19	8	5	0	0	0	0	0	84	0
4:20 PM	1	3	2	0	4	8	15	1	19	4	4	0	0	1	0	0	61	1
4:25 PM	3	3	1	1	5	9	20	1	20	10	4	1	0	0	0	0	78	0
4:30 PM	0	5	1	0	1	9	21	4	25	11	3	0	0	0	0	0	80	0
4:35 PM	0	7	3	0	6	15	26	1	19	7	5	1	1	0	0	1	90	2
4:40 PM	1	5	4	0	5	14	20	4	18	11	8	0	0	0	0	0	90	0
4:45 PM	0	3	0	0	6	13	23	1	15	4	2	1	0	0	0	0	68	0
4:50 PM	0	9	2	0	2	8	19	1	16	4	4	0	0	0	0	0	65	0
4:55 PM	1	3	1	0	7	11	15	1	20	9	8	0	0	0	0	0	76	0
5:00 PM	0	7	0	0	5	7	15	1	19	9	5	2	0	0	0	0	70	0
5:05 PM	3	11	7	0	5	14	19	0	18	10	6	0	0	0	1	0	93	1
5:10 PM	1	3	3	0	5	25	16	2	27	6	5	0	0	0	1	0	93	1
5:15 PM	0	8	3	0	2	8	9	1	21	7	7	1	0	0	0	0	67	0
5:20 PM	1	6	2	0	2	13	11	1	20	13	3	1	0	0	0	0	73	0
5:25 PM	0	6	2	0	4	11	13	1	15	11	7	0	0	0	0	0	70	0
5:30 PM	0	5	1	0	6	12	14	1	19	9	5	2	0	0	0	0	74	0
5:35 PM	3	9	3	1	2	7	12	2	14	7	9	5	0	0	0	0	74	0
5:40 PM	1	4	2	0	3	9	9	2	17	1	5	2	0	0	0	0	55	0
5:45 PM	0	6	3	0	4	12	16	2	10	9	1	0	0	0	0	0	63	0
5:50 PM	0	4	3	0	3	15	13	1	17	4	11	0	0	0	0	0	71	0
5:55 PM	0	2	2	2	3	11	16	2	16	5	8	0	0	0	0	0	67	0
HOURLY TOTALS	Southbound			Westbound			Northbound			Eastbound			Pedestrians By Approach				TOTAL	
4:00 PM	10	62	21	1	51	144	233	21	231	93	62	3	2	1	0	1	932	4
4:15 PM	11	66	26	1	57	145	232	18	235	93	59	5	1	1	2	1	948	5
4:30 PM	7	73	28	0	50	148	207	18	233	102	63	6	1	0	2	1	935	4
4:45 PM	10	74	26	1	49	138	175	14	221	90	66	14	0	0	2	0	878	2
5:00 PM	9	71	31	3	44	144	163	16	213	91	72	13	0	0	2	0	870	2

INTERSECTION: *N Vancouver Ave--/N Schmeer Rd--*
 PROJECT ID#:
 QC JOB #: 10247173

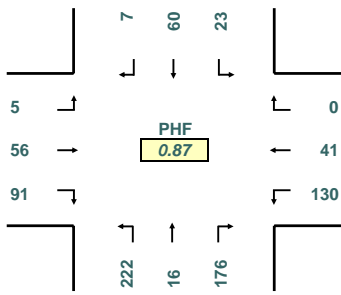
START TIME: 4:00 PM
 END TIME: 6:00 PM
 DATE: 4/11/2007



16285 SW 85th Avenue, Ste. 302
 Tigard, OR 97224
 Phone: 503-620-4242
 Fax: 503 620-4545

www.qualitycounts.net

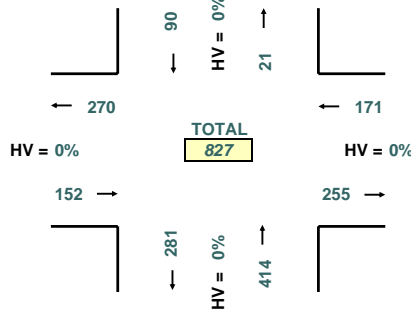
PEAK HOUR TURNING MOVEMENTS



PHF
0.87

PEAK HOUR: 4:30 PM TO 5:30 PM

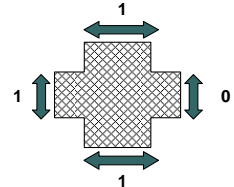
PEAK HOUR LINK VOLUMES



TOTAL
827

PEAK 15 MINUTES: 4:30 PM TO 4:45 PM

PEAK HOUR PED CROSSING VOLUMES



5-MINUTE COUNT PERIOD BEGINNING AT	<i>N Vancouver Ave--</i> (Southbound)			<i>N Schmeer Rd--</i> (Westbound)			<i>N Vancouver Ave--</i> (Northbound)			<i>N Schmeer Rd--</i> (Eastbound)			Crosswalk Usage (Peds By Approach)				TOTAL	
	Right	Thru	Left	Right	Thru	Left	Right	Thru	Left	Right	Thru	Left	North	East	South	West	Veh	Peds
4:00 PM	1	4	1	0	2	12	13	2	18	6	5	0	0	0	0	0	64	0
4:05 PM	0	4	1	0	3	12	13	2	18	6	5	0	0	0	0	0	64	0
4:10 PM	2	6	1	0	4	16	17	1	23	13	5	0	1	0	0	0	88	1
4:15 PM	0	6	1	0	5	10	17	0	16	7	5	0	0	0	0	0	67	0
4:20 PM	1	1	2	0	4	6	12	1	19	4	4	0	0	1	0	0	54	1
4:25 PM	1	3	1	1	5	8	13	1	20	8	4	1	0	0	0	0	66	0
4:30 PM	0	5	1	0	1	8	19	3	24	9	3	0	0	0	0	0	73	0
4:35 PM	0	6	3	0	4	15	24	1	18	5	5	1	1	0	0	1	82	2
4:40 PM	1	3	4	0	5	13	17	4	18	9	8	0	0	0	0	0	82	0
4:45 PM	0	3	0	0	4	10	20	1	14	4	2	1	0	0	0	0	59	0
4:50 PM	0	7	1	0	1	4	17	1	14	3	3	0	0	0	0	0	51	0
4:55 PM	1	3	1	0	5	9	10	1	20	9	7	0	0	0	0	0	66	0
5:00 PM	0	6	0	0	3	7	12	1	18	9	3	1	0	0	0	0	60	0
5:05 PM	3	8	7	0	5	12	13	0	17	9	5	0	0	1	0	0	79	1
5:10 PM	1	3	1	0	5	24	16	2	25	4	5	0	0	0	0	0	86	0
5:15 PM	0	7	2	0	2	7	9	1	21	6	5	1	0	0	0	0	61	0
5:20 PM	1	5	1	0	2	11	9	1	19	13	3	1	0	0	0	0	66	0
5:25 PM	0	4	2	0	4	10	10	0	14	11	7	0	0	0	0	0	62	0
5:30 PM	0	4	0	0	5	10	12	1	18	9	5	2	0	0	0	0	66	0
5:35 PM	2	9	3	0	2	5	12	2	14	6	8	5	0	0	0	0	68	0
5:40 PM	1	4	2	0	3	6	7	2	17	1	4	2	0	0	0	0	49	0
5:45 PM	0	5	1	0	3	8	15	1	9	9	1	0	0	0	0	0	52	0
5:50 PM	0	3	3	0	3	14	11	0	17	4	7	0	0	0	0	0	62	0
5:55 PM	0	2	1	1	2	10	15	2	14	5	7	0	0	0	0	0	59	0
HOURLY TOTALS	Southbound			Westbound			Northbound			Eastbound			Pedestrians By Approach				TOTAL	
4:00 PM	7	51	17	1	43	123	192	18	222	83	56	3	2	1	0	1	816	4
4:15 PM	8	54	22	1	47	126	190	16	223	80	54	4	1	1	1	1	825	4
4:30 PM	7	60	23	0	41	130	176	16	222	91	56	5	1	0	1	1	827	3
4:45 PM	9	63	20	0	41	115	147	13	211	84	57	13	0	0	1	0	773	1
5:00 PM	8	60	23	1	39	124	141	13	203	86	60	12	0	0	1	0	770	1

INTERSECTION: *N Vancouver Ave--/N Schmeer Rd--*
 PROJECT ID#:
 QC JOB #: 10247173

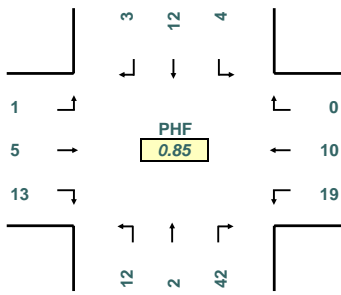
START TIME: 4:00 PM
 END TIME: 6:00 PM
 DATE: 4/11/2007



16285 SW 85th Avenue, Ste. 302
 Tigard, OR 97224
 Phone: 503-620-4242
 Fax: 503 620-4545

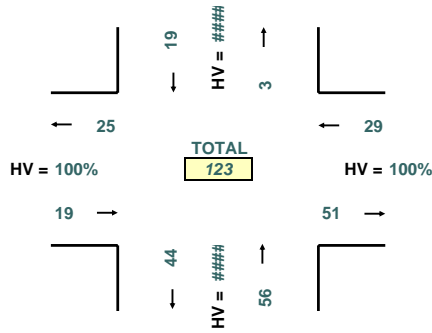
www.qualitycounts.net

PEAK HOUR TURNING MOVEMENTS



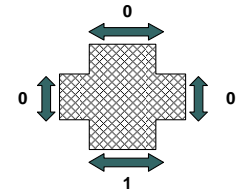
PEAK HOUR: 4:15 PM TO 5:15 PM

PEAK HOUR LINK VOLUMES



PEAK 15 MINUTES: 4:15 PM TO 4:30 PM

PEAK HOUR PED CROSSING VOLUMES



5-MINUTE COUNT PERIOD BEGINNING AT	<i>N Vancouver Ave--</i> (Southbound)			<i>N Schmeer Rd--</i> (Westbound)			<i>N Vancouver Ave--</i> (Northbound)			<i>N Schmeer Rd--</i> (Eastbound)			Crosswalk Usage (Peds By Approach)				TOTAL	
	Right	Thru	Left	Right	Thru	Left	Right	Thru	Left	Right	Thru	Left	North	East	South	West	Veh	Peds
4:00 PM	0	2	1	0	0	2	4	0	1	0	2	0	0	0	0	0	12	0
4:05 PM	0	1	1	0	0	2	3	1	0	0	2	0	0	0	0	0	10	0
4:10 PM	0	0	0	0	0	1	1	0	0	0	0	0	0	0	0	0	2	0
4:15 PM	1	1	1	0	1	2	6	1	3	1	0	0	0	0	0	0	17	0
4:20 PM	0	2	0	0	0	2	3	0	0	0	0	0	0	0	0	0	7	0
4:25 PM	2	0	0	0	0	1	7	0	0	2	0	0	0	0	0	0	12	0
4:30 PM	0	0	0	0	0	1	2	1	1	2	0	0	0	0	0	0	7	0
4:35 PM	0	1	0	0	2	0	2	0	1	2	0	0	0	0	0	0	8	0
4:40 PM	0	2	0	0	0	1	3	0	0	2	0	0	0	0	0	0	8	0
4:45 PM	0	0	0	0	2	3	3	0	1	0	0	0	0	0	0	0	9	0
4:50 PM	0	2	1	0	1	4	2	0	2	1	1	0	0	0	0	0	14	0
4:55 PM	0	0	0	0	2	2	5	0	0	0	1	0	0	0	0	0	10	0
5:00 PM	0	1	0	0	2	0	3	0	1	0	2	1	0	0	0	0	10	0
5:05 PM	0	3	0	0	0	2	6	0	1	1	1	0	0	0	0	0	14	0
5:10 PM	0	0	2	0	0	1	0	0	2	2	0	0	0	0	1	0	7	1
5:15 PM	0	1	1	0	0	1	0	0	0	1	2	0	0	0	0	0	6	0
5:20 PM	0	1	1	0	0	2	2	0	1	0	0	0	0	0	0	0	7	0
5:25 PM	0	2	0	0	0	1	3	1	1	0	0	0	0	0	0	0	8	0
5:30 PM	0	1	1	0	1	2	2	0	1	0	0	0	0	0	0	0	8	0
5:35 PM	1	0	0	1	0	2	0	0	0	1	1	0	0	0	0	0	6	0
5:40 PM	0	0	0	0	0	3	2	0	0	0	1	0	0	0	0	0	6	0
5:45 PM	0	1	2	0	1	4	1	1	1	0	0	0	0	0	0	0	11	0
5:50 PM	0	1	0	0	0	1	2	1	0	0	4	0	0	0	0	0	9	0
5:55 PM	0	0	1	1	1	1	1	0	2	0	1	0	0	0	0	0	8	0
HOURLY TOTALS	Southbound			Westbound			Northbound			Eastbound			Pedestrians By Approach				TOTAL	
	Right	Thru	Left	Right	Thru	Left	Right	Thru	Left	Right	Thru	Left	North	East	South	West	Veh	Peds
4:00 PM	3	11	4	0	8	21	41	3	9	10	6	0	0	0	0	0	116	0
4:15 PM	3	12	4	0	10	19	42	2	12	13	5	1	0	0	1	0	123	1
4:30 PM	0	13	5	0	9	18	31	2	11	11	7	1	0	0	1	0	108	1
4:45 PM	1	11	6	1	8	23	28	1	10	6	9	1	0	0	1	0	105	1
5:00 PM	1	11	8	2	5	20	22	3	10	5	12	1	0	0	1	0	100	1

INTERSECTION: *N Whitaker Rd--/N Schmeer Rd--*
 PROJECT ID#:
 QC JOB #: 10247174

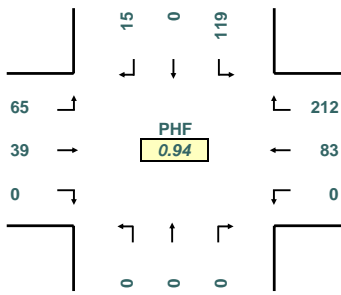
START TIME: 4:00 PM
 END TIME: 6:00 PM
 DATE: 4/11/2007



16285 SW 85th Avenue, Ste. 302
 Tigard, OR 97224
 Phone: 503-620-4242
 Fax: 503 620-4545

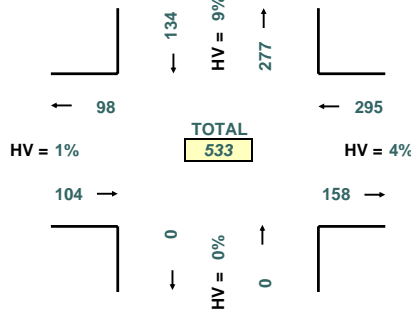
www.qualitycounts.net

PEAK HOUR TURNING MOVEMENTS



PHF
0.94

PEAK HOUR LINK VOLUMES

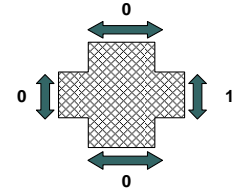


TOTAL
533

PEAK HOUR: 4:45 PM TO 5:45 PM

PEAK 15 MINUTES: 5:00 PM TO 5:15 PM

PEAK HOUR PED CROSSING VOLUMES



5-MINUTE COUNT PERIOD BEGINNING AT	<i>N Whitaker Rd--</i> (Southbound)			<i>N Schmeer Rd--</i> (Westbound)			<i>N Whitaker Rd--</i> (Northbound)			<i>N Schmeer Rd--</i> (Eastbound)			Crosswalk Usage (Peds By Approach)				TOTAL	
	Right	Thru	Left	Right	Thru	Left	Right	Thru	Left	Right	Thru	Left	North	East	South	West	Veh	Peds
4:00 PM	0	0	11	9	6	0	0	0	0	6	8	0	0	0	0	0	40	0
4:05 PM	2	0	8	14	5	0	0	0	0	4	11	0	0	0	0	0	44	0
4:10 PM	0	0	6	14	6	0	0	0	0	2	8	0	0	0	0	0	36	0
4:15 PM	1	0	5	22	5	0	0	0	0	4	5	0	0	0	0	0	42	0
4:20 PM	0	0	8	19	5	0	0	0	0	3	6	0	0	0	0	0	41	0
4:25 PM	2	0	8	22	5	0	0	0	0	5	4	0	0	0	0	0	46	0
4:30 PM	0	0	7	28	6	0	0	0	0	4	5	0	0	0	0	0	50	0
4:35 PM	0	0	11	17	5	0	0	0	0	2	2	0	0	0	0	0	37	0
4:40 PM	0	0	7	20	5	0	0	0	0	0	5	0	0	0	0	0	37	0
4:45 PM	0	0	5	14	4	0	0	0	0	2	6	0	0	0	0	0	31	0
4:50 PM	0	0	12	23	5	0	0	0	0	8	5	0	0	0	0	0	53	0
4:55 PM	0	0	7	14	5	0	0	0	0	6	5	0	1	0	0	0	37	1
5:00 PM	2	0	8	23	14	0	0	0	0	3	9	0	0	0	0	0	59	0
5:05 PM	2	0	7	21	14	0	0	0	0	1	0	0	0	0	0	0	45	0
5:10 PM	1	0	10	15	9	0	0	0	0	1	2	0	0	0	0	0	38	0
5:15 PM	1	0	15	18	7	0	0	0	0	4	6	0	0	0	0	0	51	0
5:20 PM	1	0	10	18	3	0	0	0	0	4	6	0	0	0	0	0	42	0
5:25 PM	2	0	13	16	3	0	0	0	0	4	8	0	0	0	0	0	46	0
5:30 PM	1	0	16	17	4	0	0	0	0	5	4	0	0	0	0	0	47	0
5:35 PM	3	0	12	17	12	0	0	0	0	1	6	0	0	0	0	0	51	0
5:40 PM	2	0	4	16	3	0	0	0	0	0	8	0	0	0	0	0	33	0
5:45 PM	1	0	7	13	3	0	0	0	0	3	4	0	0	0	0	0	31	0
5:50 PM	0	0	9	15	5	1	0	0	0	5	1	0	0	0	0	0	36	0
5:55 PM	0	0	9	17	1	0	0	0	0	5	3	0	0	0	0	0	35	0
HOURLY TOTALS	Southbound			Westbound			Northbound			Eastbound			Pedestrians By Approach				TOTAL	
4:00 PM	5	0	95	216	62	0	0	0	0	0	46	70	0	1	0	0	494	1
4:15 PM	8	0	95	238	82	0	0	0	0	0	39	54	0	1	0	0	516	1
4:30 PM	9	0	112	227	80	0	0	0	0	0	39	59	0	1	0	0	526	1
4:45 PM	15	0	119	212	83	0	0	0	0	0	39	65	0	1	0	0	533	1
5:00 PM	16	0	120	206	78	1	0	0	0	0	36	57	0	0	0	0	514	0

INTERSECTION: *N Whitaker Rd--/N Schmeer Rd--*
 PROJECT ID#:
 QC JOB #: 10247174

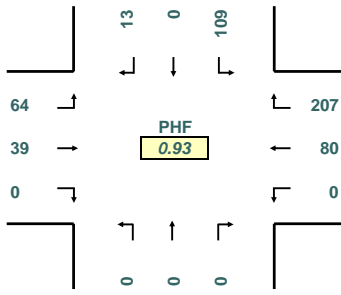
START TIME: 4:00 PM
 END TIME: 6:00 PM
 DATE: 4/11/2007



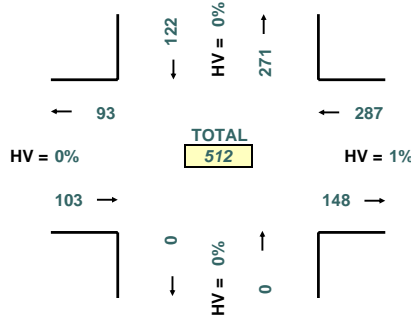
16285 SW 85th Avenue, Ste. 302
 Tigard, OR 97224
 Phone: 503-620-4242
 Fax: 503 620-4545

www.qualitycounts.net

PEAK HOUR TURNING MOVEMENTS



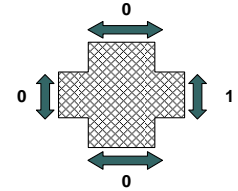
PEAK HOUR LINK VOLUMES



PEAK HOUR: 4:45 PM TO 5:45 PM

PEAK 15 MINUTES: 5:00 PM TO 5:15 PM

PEAK HOUR PED CROSSING VOLUMES



5-MINUTE COUNT PERIOD BEGINNING AT	N Whitaker Rd-- (Southbound)			N Schmeer Rd-- (Westbound)			N Whitaker Rd-- (Northbound)			N Schmeer Rd-- (Eastbound)			Crosswalk Usage (Peds By Approach)				TOTAL	
	Right	Thru	Left	Right	Thru	Left	Right	Thru	Left	Right	Thru	Left	North	East	South	West	Veh	Peds
4:00 PM	0	0	11	9	6	0	0	0	0	0	5	8	0	0	0	0	39	0
4:05 PM	2	0	8	13	5	0	0	0	0	0	4	9	0	0	0	0	41	0
4:10 PM	0	0	6	13	5	0	0	0	0	0	2	8	0	0	0	0	34	0
4:15 PM	1	0	5	22	5	0	0	0	0	0	4	5	0	0	0	0	42	0
4:20 PM	0	0	8	19	5	0	0	0	0	0	3	5	0	0	0	0	40	0
4:25 PM	2	0	7	21	5	0	0	0	0	0	5	3	0	0	0	0	43	0
4:30 PM	0	0	6	25	6	0	0	0	0	0	4	4	0	0	0	0	45	0
4:35 PM	0	0	9	16	5	0	0	0	0	0	2	2	0	0	0	0	34	0
4:40 PM	0	0	6	19	5	0	0	0	0	0	0	5	0	0	0	0	35	0
4:45 PM	0	0	3	14	2	0	0	0	0	0	2	6	0	0	0	0	27	0
4:50 PM	0	0	12	23	5	0	0	0	0	0	8	5	0	0	0	0	53	0
4:55 PM	0	0	6	13	5	0	0	0	0	0	6	5	0	1	0	0	35	1
5:00 PM	2	0	6	23	14	0	0	0	0	0	3	9	0	0	0	0	57	0
5:05 PM	2	0	7	20	14	0	0	0	0	0	1	0	0	0	0	0	44	0
5:10 PM	1	0	9	15	9	0	0	0	0	0	1	2	0	0	0	0	37	0
5:15 PM	1	0	15	18	7	0	0	0	0	0	4	6	0	0	0	0	51	0
5:20 PM	1	0	10	17	3	0	0	0	0	0	4	6	0	0	0	0	41	0
5:25 PM	1	0	12	16	3	0	0	0	0	0	4	7	0	0	0	0	43	0
5:30 PM	1	0	14	16	4	0	0	0	0	0	5	4	0	0	0	0	44	0
5:35 PM	3	0	12	16	11	0	0	0	0	0	1	6	0	0	0	0	49	0
5:40 PM	1	0	3	16	3	0	0	0	0	0	0	8	0	0	0	0	31	0
5:45 PM	1	0	7	11	2	0	0	0	0	0	2	4	0	0	0	0	27	0
5:50 PM	0	0	7	15	5	1	0	0	0	0	4	1	0	0	0	0	33	0
5:55 PM	0	0	9	15	1	0	0	0	0	0	4	3	0	0	0	0	32	0
HOURLY TOTALS	Southbound			Westbound			Northbound			Eastbound			Pedestrians By Approach				TOTAL	
4:00 PM	5	0	87	207	59	0	0	0	0	0	45	65	0	1	0	0	468	1
4:15 PM	8	0	84	230	80	0	0	0	0	0	39	51	0	1	0	0	492	1
4:30 PM	8	0	101	219	78	0	0	0	0	0	39	57	0	1	0	0	502	1
4:45 PM	13	0	109	207	80	0	0	0	0	0	39	64	0	1	0	0	512	1
5:00 PM	14	0	111	198	76	1	0	0	0	0	33	56	0	0	0	0	489	0

INTERSECTION: *N Whitaker Rd--/N Schmeer Rd--*
 PROJECT ID#:
 QC JOB #: 10247174

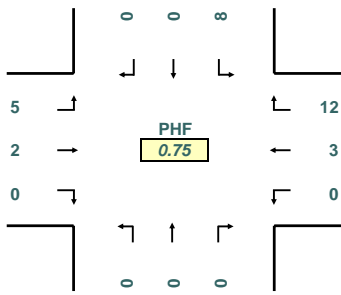
START TIME: 4:00 PM
 END TIME: 6:00 PM
 DATE: 4/11/2007



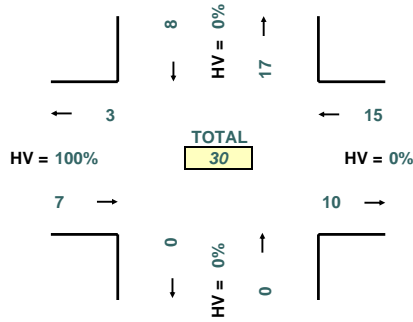
16285 SW 85th Avenue, Ste. 302
 Tigard, OR 97224
 Phone: 503-620-4242
 Fax: 503 620-4545

www.qualitycounts.net

PEAK HOUR TURNING MOVEMENTS



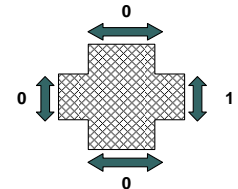
PEAK HOUR LINK VOLUMES



PEAK HOUR: 4:00 PM TO 5:00 PM

PEAK 15 MINUTES: 5:45 PM TO 6:00 PM

PEAK HOUR PED CROSSING VOLUMES



5-MINUTE COUNT PERIOD BEGINNING AT	<i>N Whitaker Rd--</i> (Southbound)			<i>N Schmeer Rd--</i> (Westbound)			<i>N Whitaker Rd--</i> (Northbound)			<i>N Schmeer Rd--</i> (Eastbound)			Crosswalk Usage (Peds By Approach)				TOTAL	
	Right	Thru	Left	Right	Thru	Left	Right	Thru	Left	Right	Thru	Left	North	East	South	West	Veh	Peds
4:00 PM	0	0	0	0	0	0	0	0	0	2	0	0	0	0	0	0	2	0
4:05 PM	0	0	0	1	0	0	0	0	0	0	0	2	0	0	0	0	3	0
4:10 PM	0	0	0	1	1	0	0	0	0	0	0	0	0	0	0	0	2	0
4:15 PM	0	0	0	0	0	0	0	0	0	0	0	0	0	0	0	0	0	0
4:20 PM	0	0	0	0	0	0	0	0	0	0	1	0	0	0	0	0	1	0
4:25 PM	0	0	1	1	0	0	0	0	0	0	1	0	0	0	0	0	3	0
4:30 PM	0	0	1	3	0	0	0	0	0	1	0	0	0	0	0	0	5	0
4:35 PM	0	0	2	1	0	0	0	0	0	0	0	0	0	0	0	0	3	0
4:40 PM	0	0	1	1	0	0	0	0	0	0	0	0	0	0	0	0	2	0
4:45 PM	0	0	2	1	2	0	0	0	0	0	0	0	0	0	0	0	5	0
4:50 PM	0	0	0	1	0	0	0	0	0	0	0	0	0	0	0	0	1	0
4:55 PM	0	0	1	2	0	0	0	0	0	0	0	0	1	0	0	0	3	1
5:00 PM	0	0	2	0	0	0	0	0	0	0	0	0	0	0	0	0	2	0
5:05 PM	0	0	0	1	0	0	0	0	0	0	0	0	0	0	0	0	1	0
5:10 PM	0	0	1	0	0	0	0	0	0	0	0	0	0	0	0	0	1	0
5:15 PM	0	0	0	0	0	0	0	0	0	0	0	0	0	0	0	0	0	0
5:20 PM	0	0	0	1	0	0	0	0	0	0	0	0	0	0	0	0	1	0
5:25 PM	1	0	1	0	0	0	0	0	0	0	1	0	0	0	0	0	3	0
5:30 PM	0	0	2	1	0	0	0	0	0	0	0	0	0	0	0	0	3	0
5:35 PM	0	0	0	1	1	0	0	0	0	0	0	0	0	0	0	0	2	0
5:40 PM	1	0	1	0	0	0	0	0	0	0	0	0	0	0	0	0	2	0
5:45 PM	0	0	0	2	1	0	0	0	0	1	0	0	0	0	0	0	4	0
5:50 PM	0	0	2	0	0	0	0	0	0	1	0	0	0	0	0	0	3	0
5:55 PM	0	0	0	2	0	0	0	0	0	1	0	0	0	0	0	0	3	0
HOURLY TOTALS	Southbound			Westbound			Northbound			Eastbound			Pedestrians By Approach				TOTAL	
	Right	Thru	Left	Right	Thru	Left	Right	Thru	Left	Right	Thru	Left	North	East	South	West	Veh	Peds
4:00 PM	0	0	8	12	3	0	0	0	0	0	2	5	0	1	0	0	30	1
4:15 PM	0	0	11	11	2	0	0	0	0	0	0	3	0	1	0	0	27	1
4:30 PM	1	0	11	11	2	0	0	0	0	0	0	2	0	1	0	0	27	1
4:45 PM	2	0	10	8	3	0	0	0	0	0	0	1	0	1	0	0	24	1
5:00 PM	2	0	9	8	2	0	0	0	0	0	3	1	0	0	0	0	25	0

INTERSECTION: *N Whitaker Rd--/N Hayden Maedows Dr--*
 PROJECT ID#:
 QC JOB #: 10247175

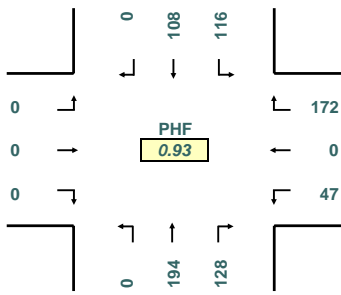
START TIME: 4:00 PM
 END TIME: 6:00 PM
 DATE: 4/11/2007



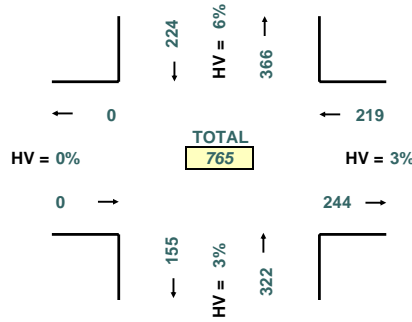
16285 SW 85th Avenue, Ste. 302
 Tigard, OR 97224
 Phone: 503-620-4242
 Fax: 503 620-4545

www.qualitycounts.net

PEAK HOUR TURNING MOVEMENTS



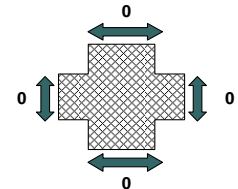
PEAK HOUR LINK VOLUMES



PEAK HOUR: 4:45 PM TO 5:45 PM

PEAK 15 MINUTES: 5:30 PM TO 5:45 PM

PEAK HOUR PED CROSSING VOLUMES



5-MINUTE COUNT PERIOD BEGINNING AT	<i>N Whitaker Rd-- (Southbound)</i>			<i>N Hayden Maedows Dr-- (Westbound)</i>			<i>N Whitaker Rd-- (Northbound)</i>			<i>N Hayden Maedows Dr-- (Eastbound)</i>			Crosswalk Usage (Peds By Approach)				TOTAL	
	Right	Thru	Left	Right	Thru	Left	Right	Thru	Left	Right	Thru	Left	North	East	South	West	Veh	Peds
4:00 PM	0	9	7	18	0	3	10	17	0	0	0	0	0	0	0	0	64	0
4:05 PM	0	6	8	17	0	7	12	19	0	0	0	0	0	0	0	0	69	0
4:10 PM	0	4	8	11	0	4	10	19	0	0	0	0	0	0	0	0	56	0
4:15 PM	0	4	16	11	0	4	14	17	0	0	0	0	0	0	0	0	66	0
4:20 PM	0	9	11	23	0	1	9	12	0	0	0	0	0	0	0	0	65	0
4:25 PM	0	7	8	20	0	2	7	19	0	0	0	0	0	0	0	0	63	0
4:30 PM	0	6	9	16	0	4	9	18	0	0	0	0	0	1	0	0	62	1
4:35 PM	0	9	10	17	0	6	10	18	0	0	0	0	0	0	0	0	70	0
4:40 PM	0	5	11	12	0	4	5	20	0	0	0	0	0	0	0	0	57	0
4:45 PM	0	7	11	11	0	3	10	18	0	0	0	0	0	0	0	0	60	0
4:50 PM	0	8	8	24	0	5	12	17	0	0	0	0	0	0	0	0	74	0
4:55 PM	0	2	10	7	0	6	9	11	0	0	0	0	0	0	0	0	45	0
5:00 PM	0	11	8	16	0	2	16	16	0	0	0	0	0	0	0	0	69	0
5:05 PM	0	6	14	11	0	0	10	13	0	0	0	0	0	0	0	0	54	0
5:10 PM	0	10	10	18	0	1	11	13	0	0	0	0	0	0	0	0	63	0
5:15 PM	0	10	7	8	0	6	11	20	0	0	0	0	0	0	0	0	62	0
5:20 PM	0	7	9	20	0	4	10	12	0	0	0	0	0	0	0	0	62	0
5:25 PM	0	12	10	20	0	7	8	14	0	0	0	0	0	0	0	0	71	0
5:30 PM	0	13	15	9	0	7	7	27	0	0	0	0	0	0	0	0	78	0
5:35 PM	0	15	7	13	0	2	11	21	0	0	0	0	0	0	0	0	69	0
5:40 PM	0	7	7	15	0	4	13	12	0	0	0	0	0	0	0	0	58	0
5:45 PM	0	5	11	9	0	1	6	14	0	0	0	0	0	0	0	0	46	0
5:50 PM	0	8	8	13	0	5	5	15	0	0	0	0	0	0	0	0	54	0
5:55 PM	0	8	14	20	0	2	10	12	0	0	0	0	0	0	0	0	66	0
HOURLY TOTALS	Southbound			Westbound			Northbound			Eastbound			Pedestrians By Approach				TOTAL	
4:00 PM	0	76	117	187	0	49	117	205	0	0	0	0	0	0	1	0	751	1
4:15 PM	0	84	126	186	0	38	122	192	0	0	0	0	0	0	1	0	748	1
4:30 PM	0	93	117	180	0	48	121	190	0	0	0	0	0	0	1	0	749	1
4:45 PM	0	108	116	172	0	47	128	194	0	0	0	0	0	0	0	0	765	0
5:00 PM	0	112	120	172	0	41	118	189	0	0	0	0	0	0	0	0	752	0

INTERSECTION: *N Whitaker Rd--/N Hayden Maedows Dr--*
 PROJECT ID#:
 QC JOB #: 10247175

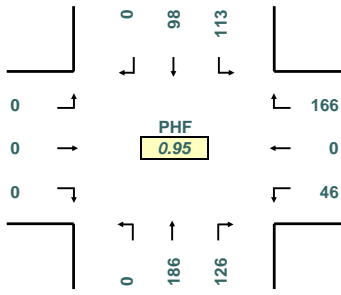
START TIME: 4:00 PM
 END TIME: 6:00 PM
 DATE: 4/11/2007



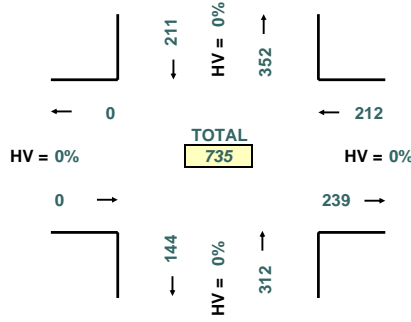
16285 SW 85th Avenue, Ste. 302
 Tigard, OR 97224
 Phone: 503-620-4242
 Fax: 503 620-4545

www.qualitycounts.net

PEAK HOUR TURNING MOVEMENTS



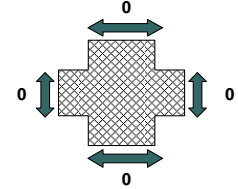
PEAK HOUR LINK VOLUMES



PEAK HOUR: 4:45 PM TO 5:45 PM

PEAK 15 MINUTES: 5:30 PM TO 5:45 PM

PEAK HOUR PED CROSSING VOLUMES



5-MINUTE COUNT PERIOD BEGINNING AT	<i>N Whitaker Rd--</i> (Southbound)			<i>N Hayden Maedows Dr--</i> (Westbound)			<i>N Whitaker Rd--</i> (Northbound)			<i>N Hayden Maedows Dr--</i> (Eastbound)			Crosswalk Usage (Peds By Approach)				TOTAL	
	Right	Thru	Left	Right	Thru	Left	Right	Thru	Left	Right	Thru	Left	North	East	South	West	Veh	Peds
4:00 PM	0	9	7	17	0	3	10	17	0	0	0	0	0	0	0	0	63	0
4:05 PM	0	6	8	16	0	7	12	19	0	0	0	0	0	0	0	0	68	0
4:10 PM	0	4	7	11	0	4	10	19	0	0	0	0	0	0	0	0	55	0
4:15 PM	0	4	16	10	0	4	14	17	0	0	0	0	0	0	0	0	65	0
4:20 PM	0	8	11	21	0	1	9	12	0	0	0	0	0	0	0	0	62	0
4:25 PM	0	5	7	20	0	2	7	19	0	0	0	0	0	0	0	0	60	0
4:30 PM	0	6	9	16	0	4	8	18	0	0	0	0	0	1	0	0	61	1
4:35 PM	0	7	10	15	0	6	10	16	0	0	0	0	0	0	0	0	64	0
4:40 PM	0	5	11	11	0	4	5	19	0	0	0	0	0	0	0	0	55	0
4:45 PM	0	5	11	11	0	3	10	17	0	0	0	0	0	0	0	0	57	0
4:50 PM	0	8	7	24	0	5	12	16	0	0	0	0	0	0	0	0	72	0
4:55 PM	0	2	10	6	0	5	9	10	0	0	0	0	0	0	0	0	42	0
5:00 PM	0	9	8	16	0	2	16	16	0	0	0	0	0	0	0	0	67	0
5:05 PM	0	6	13	10	0	0	10	12	0	0	0	0	0	0	0	0	51	0
5:10 PM	0	9	10	17	0	1	11	13	0	0	0	0	0	0	0	0	61	0
5:15 PM	0	10	7	8	0	6	11	20	0	0	0	0	0	0	0	0	62	0
5:20 PM	0	7	9	20	0	4	9	12	0	0	0	0	0	0	0	0	61	0
5:25 PM	0	11	10	20	0	7	8	13	0	0	0	0	0	0	0	0	69	0
5:30 PM	0	11	14	8	0	7	6	24	0	0	0	0	0	0	0	0	70	0
5:35 PM	0	14	7	12	0	2	11	21	0	0	0	0	0	0	0	0	67	0
5:40 PM	0	6	7	14	0	4	13	12	0	0	0	0	0	0	0	0	56	0
5:45 PM	0	5	10	8	0	1	6	12	0	0	0	0	0	0	0	0	42	0
5:50 PM	0	6	8	13	0	5	5	15	0	0	0	0	0	0	0	0	52	0
5:55 PM	0	7	14	20	0	2	10	12	0	0	0	0	0	0	0	0	65	0
HOURLY TOTALS	Southbound			Westbound			Northbound			Eastbound			Pedestrians By Approach				TOTAL	
4:00 PM	0	69	114	178	0	48	116	199	0	0	0	0	0	0	1	0	724	1
4:15 PM	0	74	123	177	0	37	121	185	0	0	0	0	0	0	1	0	717	1
4:30 PM	0	85	115	174	0	47	119	182	0	0	0	0	0	0	1	0	722	1
4:45 PM	0	98	113	166	0	46	126	186	0	0	0	0	0	0	0	0	735	0
5:00 PM	0	101	117	166	0	41	116	182	0	0	0	0	0	0	0	0	723	0

INTERSECTION: *N Whitaker Rd--N Hayden Maedows Dr--*
 PROJECT ID#:
 QC JOB #: 10247175

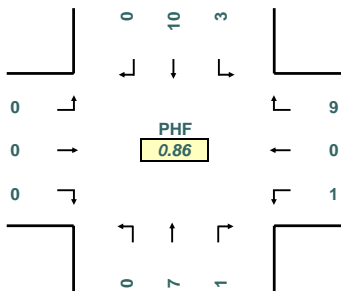
START TIME: 4:00 PM
 END TIME: 6:00 PM
 DATE: 4/11/2007



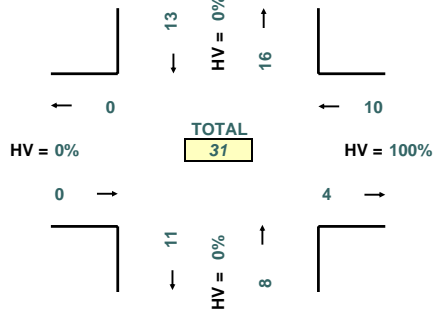
16285 SW 85th Avenue, Ste. 302
 Tigard, OR 97224
 Phone: 503-620-4242
 Fax: 503 620-4545

www.qualitycounts.net

PEAK HOUR TURNING MOVEMENTS



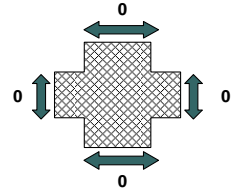
PEAK HOUR LINK VOLUMES



PEAK HOUR: 4:15 PM TO 5:15 PM

PEAK 15 MINUTES: 5:30 PM TO 5:45 PM

PEAK HOUR PED CROSSING VOLUMES



5-MINUTE COUNT PERIOD BEGINNING AT	<i>N Whitaker Rd-- (Southbound)</i>			<i>N Hayden Maedows Dr-- (Westbound)</i>			<i>N Whitaker Rd-- (Northbound)</i>			<i>N Hayden Maedows Dr-- (Eastbound)</i>			Crosswalk Usage (Peds By Approach)				TOTAL	
	Right	Thru	Left	Right	Thru	Left	Right	Thru	Left	Right	Thru	Left	North	East	South	West	Veh	Peds
4:00 PM	0	0	0	1	0	0	0	0	0	0	0	0	0	0	0	0	1	0
4:05 PM	0	0	0	1	0	0	0	0	0	0	0	0	0	0	0	0	1	0
4:10 PM	0	0	1	0	0	0	0	0	0	0	0	0	0	0	0	0	1	0
4:15 PM	0	0	0	1	0	0	0	0	0	0	0	0	0	0	0	0	1	0
4:20 PM	0	1	0	2	0	0	0	0	0	0	0	0	0	0	0	0	3	0
4:25 PM	0	2	1	0	0	0	0	0	0	0	0	0	0	0	0	0	3	0
4:30 PM	0	0	0	0	0	0	1	0	0	0	0	0	0	0	0	0	1	0
4:35 PM	0	2	0	2	0	0	0	2	0	0	0	0	0	0	0	0	6	0
4:40 PM	0	0	0	1	0	0	0	1	0	0	0	0	0	0	0	0	2	0
4:45 PM	0	2	0	0	0	0	0	1	0	0	0	0	0	0	0	0	3	0
4:50 PM	0	0	1	0	0	0	0	1	0	0	0	0	0	0	0	0	2	0
4:55 PM	0	0	0	1	0	1	0	1	0	0	0	0	0	0	0	0	3	0
5:00 PM	0	2	0	0	0	0	0	0	0	0	0	0	0	0	0	0	2	0
5:05 PM	0	0	1	1	0	0	0	1	0	0	0	0	0	0	0	0	3	0
5:10 PM	0	1	0	1	0	0	0	0	0	0	0	0	0	0	0	0	2	0
5:15 PM	0	0	0	0	0	0	0	0	0	0	0	0	0	0	0	0	0	0
5:20 PM	0	0	0	0	0	0	1	0	0	0	0	0	0	0	0	0	1	0
5:25 PM	0	1	0	0	0	0	0	1	0	0	0	0	0	0	0	0	2	0
5:30 PM	0	2	1	1	0	0	1	3	0	0	0	0	0	0	0	0	8	0
5:35 PM	0	1	0	1	0	0	0	0	0	0	0	0	0	0	0	0	2	0
5:40 PM	0	1	0	1	0	0	0	0	0	0	0	0	0	0	0	0	2	0
5:45 PM	0	0	1	1	0	0	0	2	0	0	0	0	0	0	0	0	4	0
5:50 PM	0	2	0	0	0	0	0	0	0	0	0	0	0	0	0	0	2	0
5:55 PM	0	1	0	0	0	0	0	0	0	0	0	0	0	0	0	0	1	0
HOURLY TOTALS	Southbound			Westbound			Northbound			Eastbound			Pedestrians By Approach				TOTAL	
	Right	Thru	Left	Right	Thru	Left	Right	Thru	Left	Right	Thru	Left	North	East	South	West	Veh	Peds
4:00 PM	0	7	3	9	0	1	1	6	0	0	0	0	0	0	0	0	27	0
4:15 PM	0	10	3	9	0	1	1	7	0	0	0	0	0	0	0	0	31	0
4:30 PM	0	8	2	6	0	1	2	8	0	0	0	0	0	0	0	0	27	0
4:45 PM	0	10	3	6	0	1	2	8	0	0	0	0	0	0	0	0	30	0
5:00 PM	0	11	3	6	0	0	2	7	0	0	0	0	0	0	0	0	29	0

INTERSECTION: *N Expo Rd--/N Victory Blvd--*
 PROJECT ID#:
 QC JOB #: 10247176

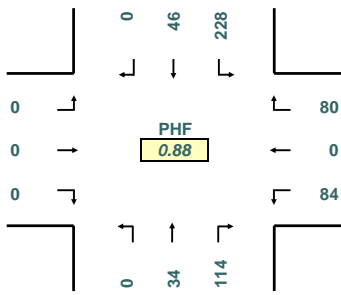
START TIME: 4:00 PM
 END TIME: 6:00 PM
 DATE: 4/11/2007



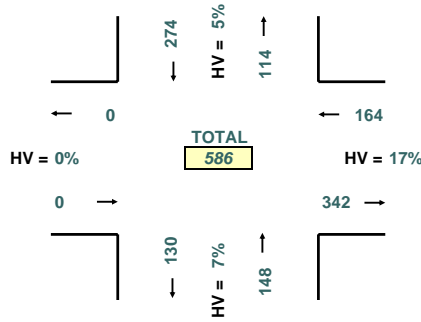
16285 SW 85th Avenue, Ste. 302
 Tigard, OR 97224
 Phone: 503-620-4242
 Fax: 503 620-4545

www.qualitycounts.net

PEAK HOUR TURNING MOVEMENTS



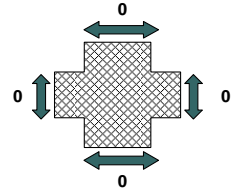
PEAK HOUR LINK VOLUMES



PEAK HOUR: 5:00 PM TO 6:00 PM

PEAK 15 MINUTES: 5:00 PM TO 5:15 PM

PEAK HOUR PED CROSSING VOLUMES



5-MINUTE COUNT PERIOD BEGINNING AT	<i>N Expo Rd--</i> (Southbound)			<i>N Victory Blvd--</i> (Westbound)			<i>N Expo Rd--</i> (Northbound)			<i>N Victory Blvd--</i> (Eastbound)			Crosswalk Usage (Peds By Approach)				TOTAL	
	Right	Thru	Left	Right	Thru	Left	Right	Thru	Left	Right	Thru	Left	North	East	South	West	Veh	Peds
4:00 PM	0	2	15	20	0	10	6	5	0	0	0	0	0	0	0	0	58	0
4:05 PM	0	2	12	10	0	3	1	6	0	0	0	0	0	0	0	0	34	0
4:10 PM	0	5	17	12	0	9	7	7	0	0	0	0	2	0	0	0	57	2
4:15 PM	0	0	5	15	0	9	7	4	0	0	0	0	0	0	0	0	40	0
4:20 PM	0	3	12	14	0	7	7	3	0	0	0	0	1	0	0	0	46	1
4:25 PM	0	0	10	4	0	7	11	4	0	0	0	0	0	0	0	0	36	0
4:30 PM	0	2	12	6	0	8	14	3	0	0	0	0	0	0	0	0	45	0
4:35 PM	0	3	28	14	0	11	11	3	0	0	0	0	0	0	0	0	70	0
4:40 PM	0	2	11	16	0	6	4	2	0	0	0	0	1	0	0	0	41	1
4:45 PM	0	1	8	3	0	2	8	2	0	0	0	0	0	0	0	0	24	0
4:50 PM	0	7	12	5	0	7	2	2	0	0	0	0	0	0	0	0	35	0
4:55 PM	0	2	12	6	0	6	5	4	0	0	0	0	0	0	0	0	35	0
5:00 PM	0	4	24	4	0	3	5	1	0	0	0	0	0	0	0	0	41	0
5:05 PM	0	6	32	6	0	4	10	3	0	0	0	0	0	0	0	0	61	0
5:10 PM	0	11	20	9	0	8	12	4	0	0	0	0	0	0	0	0	64	0
5:15 PM	0	5	21	9	0	7	9	6	0	0	0	0	0	0	0	0	57	0
5:20 PM	0	4	18	7	0	7	9	4	0	0	0	0	0	0	0	0	49	0
5:25 PM	0	0	13	9	0	13	16	2	0	0	0	0	0	0	0	0	53	0
5:30 PM	0	0	26	11	0	11	12	0	0	0	0	0	0	0	0	0	60	0
5:35 PM	0	1	15	5	0	5	7	3	0	0	0	0	0	0	0	0	36	0
5:40 PM	0	6	23	6	0	10	8	0	0	0	0	0	0	0	0	0	53	0
5:45 PM	0	3	15	3	0	2	10	5	0	0	0	0	0	0	0	0	38	0
5:50 PM	0	3	5	5	0	6	9	2	0	0	0	0	0	0	0	0	30	0
5:55 PM	0	3	16	6	0	8	7	4	0	0	0	0	0	0	0	0	44	0
HOURLY TOTALS	Southbound			Westbound			Northbound			Eastbound			Pedestrians By Approach				TOTAL	
4:00 PM	0	29	154	125	0	85	83	45	0	0	0	0	4	0	0	0	521	4
4:15 PM	0	41	186	102	0	78	96	35	0	0	0	0	2	0	0	0	538	2
4:30 PM	0	47	211	94	0	82	105	36	0	0	0	0	1	0	0	0	575	1
4:45 PM	0	47	224	80	0	83	103	31	0	0	0	0	0	0	0	0	568	0
5:00 PM	0	46	228	80	0	84	114	34	0	0	0	0	0	0	0	0	586	0

INTERSECTION: *N Expo Rd--/N Victory Blvd--*
 PROJECT ID#:
 QC JOB #: 10247176

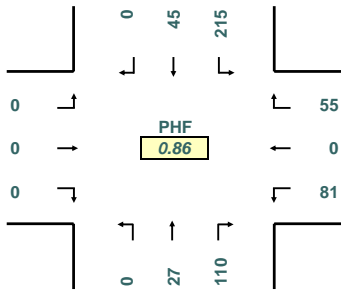
START TIME: 4:00 PM
 END TIME: 6:00 PM
 DATE: 4/11/2007



16285 SW 85th Avenue, Ste. 302
 Tigard, OR 97224
 Phone: 503-620-4242
 Fax: 503 620-4545

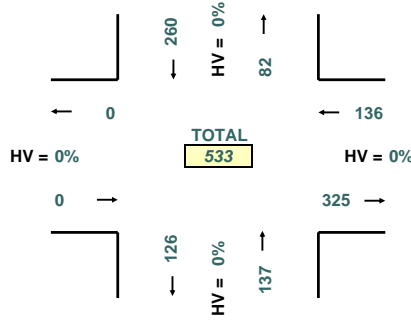
www.qualitycounts.net

PEAK HOUR TURNING MOVEMENTS



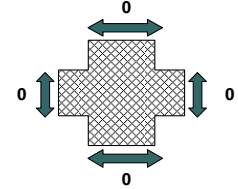
PEAK HOUR: 5:00 PM TO 6:00 PM

PEAK HOUR LINK VOLUMES



PEAK 15 MINUTES: 5:00 PM TO 5:15 PM

PEAK HOUR PED CROSSING VOLUMES



5-MINUTE COUNT PERIOD	N Expo Rd-- (Southbound)			N Victory Blvd-- (Westbound)			N Expo Rd-- (Northbound)			N Victory Blvd-- (Eastbound)			Crosswalk Usage (Peds By Approach)				TOTAL	
	Right	Thru	Left	Right	Thru	Left	Right	Thru	Left	Right	Thru	Left	North	East	South	West	Veh	Peds
4:00 PM	0	2	12	17	0	10	6	2	0	0	0	0	0	0	0	0	49	0
4:05 PM	0	2	10	8	0	3	1	2	0	0	0	0	0	0	0	0	26	0
4:10 PM	0	5	17	10	0	9	6	5	0	0	0	0	2	0	0	0	52	2
4:15 PM	0	0	5	12	0	9	7	4	0	0	0	0	0	0	0	0	37	0
4:20 PM	0	2	10	12	0	6	7	3	0	0	0	0	0	0	0	0	40	0
4:25 PM	0	0	10	4	0	7	9	4	0	0	0	0	0	0	0	0	34	0
4:30 PM	0	2	12	6	0	8	14	2	0	0	0	0	0	0	0	0	44	0
4:35 PM	0	2	22	11	0	11	9	3	0	0	0	0	0	0	0	0	58	0
4:40 PM	0	2	10	11	0	6	4	1	0	0	0	0	1	0	0	0	34	1
4:45 PM	0	1	7	3	0	2	8	2	0	0	0	0	0	0	0	0	23	0
4:50 PM	0	6	10	3	0	7	2	0	0	0	0	0	0	0	0	0	28	0
4:55 PM	0	2	11	5	0	6	5	1	0	0	0	0	0	0	0	0	30	0
5:00 PM	0	4	21	3	0	3	5	1	0	0	0	0	0	0	0	0	37	0
5:05 PM	0	6	32	5	0	4	10	2	0	0	0	0	0	0	0	0	59	0
5:10 PM	0	11	19	5	0	8	12	4	0	0	0	0	0	0	0	0	59	0
5:15 PM	0	5	20	6	0	7	9	4	0	0	0	0	0	0	0	0	51	0
5:20 PM	0	4	16	6	0	7	9	4	0	0	0	0	0	0	0	0	46	0
5:25 PM	0	0	12	6	0	13	15	1	0	0	0	0	0	0	0	0	47	0
5:30 PM	0	0	24	7	0	11	12	0	0	0	0	0	0	0	0	0	54	0
5:35 PM	0	1	14	4	0	5	6	1	0	0	0	0	0	0	0	0	31	0
5:40 PM	0	6	22	4	0	9	7	0	0	0	0	0	0	0	0	0	48	0
5:45 PM	0	2	15	3	0	2	10	5	0	0	0	0	0	0	0	0	37	0
5:50 PM	0	3	5	4	0	4	8	2	0	0	0	0	0	0	0	0	26	0
5:55 PM	0	3	15	2	0	8	7	3	0	0	0	0	0	0	0	0	38	0
HOURLY TOTALS	Southbound			Westbound			Northbound			Eastbound			Pedestrians By Approach				TOTAL	
4:00 PM	0	26	136	102	0	84	78	29	0	0	0	0	3	0	0	0	455	3
4:15 PM	0	38	169	80	0	77	92	27	0	0	0	0	1	0	0	0	483	1
4:30 PM	0	45	192	70	0	82	102	25	0	0	0	0	1	0	0	0	516	1
4:45 PM	0	46	208	57	0	82	100	20	0	0	0	0	0	0	0	0	513	0
5:00 PM	0	45	215	55	0	81	110	27	0	0	0	0	0	0	0	0	533	0

INTERSECTION: *N Expo Rd--/N Victory Blvd--*
 PROJECT ID#:
 QC JOB #: 10247176

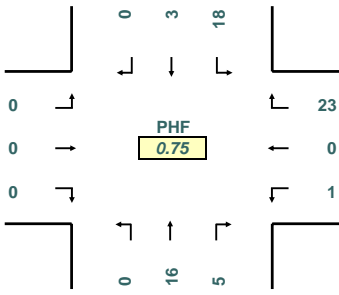
START TIME: 4:00 PM
 END TIME: 6:00 PM
 DATE: 4/11/2007



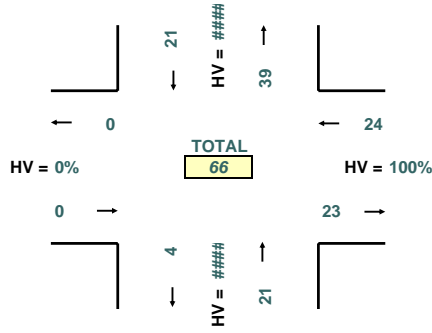
16285 SW 85th Avenue, Ste. 302
 Tigard, OR 97224
 Phone: 503-620-4242
 Fax: 503 620-4545

www.qualitycounts.net

PEAK HOUR TURNING MOVEMENTS



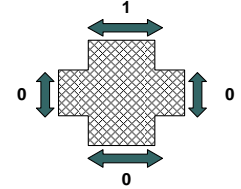
PEAK HOUR LINK VOLUMES



PEAK HOUR: 4:00 PM TO 5:00 PM

PEAK 15 MINUTES: 4:00 PM TO 4:15 PM

PEAK HOUR PED CROSSING VOLUMES



5-MINUTE COUNT PERIOD BEGINNING AT	<i>N Expo Rd--</i> (Southbound)			<i>N Victory Blvd--</i> (Westbound)			<i>N Expo Rd--</i> (Northbound)			<i>N Victory Blvd--</i> (Eastbound)			Crosswalk Usage (Peds By Approach)				TOTAL	
	Right	Thru	Left	Right	Thru	Left	Right	Thru	Left	Right	Thru	Left	North	East	South	West	Veh	Peds
4:00 PM	0	0	3	3	0	0	0	3	0	0	0	0	0	0	0	0	9	0
4:05 PM	0	0	2	2	0	0	0	4	0	0	0	0	0	0	0	0	8	0
4:10 PM	0	0	0	2	0	0	1	2	0	0	0	0	0	0	0	0	5	0
4:15 PM	0	0	0	3	0	0	0	0	0	0	0	0	0	0	0	0	3	0
4:20 PM	0	1	2	2	0	1	0	0	0	0	0	1	0	0	0	0	6	1
4:25 PM	0	0	0	0	0	0	2	0	0	0	0	0	0	0	0	0	2	0
4:30 PM	0	0	0	0	0	0	0	1	0	0	0	0	0	0	0	0	1	0
4:35 PM	0	1	6	3	0	0	2	0	0	0	0	0	0	0	0	0	12	0
4:40 PM	0	0	1	5	0	0	0	1	0	0	0	0	0	0	0	0	7	0
4:45 PM	0	0	1	0	0	0	0	0	0	0	0	0	0	0	0	0	1	0
4:50 PM	0	1	2	2	0	0	0	2	0	0	0	0	0	0	0	0	7	0
4:55 PM	0	0	1	1	0	0	0	3	0	0	0	0	0	0	0	0	5	0
5:00 PM	0	0	3	1	0	0	0	0	0	0	0	0	0	0	0	0	4	0
5:05 PM	0	0	0	1	0	0	0	1	0	0	0	0	0	0	0	0	2	0
5:10 PM	0	0	1	4	0	0	0	0	0	0	0	0	0	0	0	0	5	0
5:15 PM	0	0	1	3	0	0	0	2	0	0	0	0	0	0	0	0	6	0
5:20 PM	0	0	2	1	0	0	0	0	0	0	0	0	0	0	0	0	3	0
5:25 PM	0	0	1	3	0	0	1	1	0	0	0	0	0	0	0	0	6	0
5:30 PM	0	0	2	4	0	0	0	0	0	0	0	0	0	0	0	0	6	0
5:35 PM	0	0	1	1	0	0	1	2	0	0	0	0	0	0	0	0	5	0
5:40 PM	0	0	1	2	0	1	1	0	0	0	0	1	0	0	0	0	5	0
5:45 PM	0	1	0	0	0	0	0	0	0	0	0	0	0	0	0	0	1	0
5:50 PM	0	0	0	1	0	2	1	0	0	0	0	0	0	0	0	0	4	0
5:55 PM	0	0	1	4	0	0	0	1	0	0	0	0	0	0	0	0	6	0
HOURLY TOTALS	Southbound			Westbound			Northbound			Eastbound			Pedestrians By Approach				TOTAL	
	Right	Thru	Left	Right	Thru	Left	Right	Thru	Left	Right	Thru	Left	North	East	South	West	Veh	Peds
4:00 PM	0	3	18	23	0	1	5	16	0	0	0	0	1	0	0	0	66	1
4:15 PM	0	3	17	22	0	1	4	8	0	0	0	0	1	0	0	0	55	1
4:30 PM	0	2	19	24	0	0	3	11	0	0	0	0	0	0	0	0	59	0
4:45 PM	0	1	16	23	0	1	3	11	0	0	0	0	0	0	0	0	55	0
5:00 PM	0	1	13	25	0	3	4	7	0	0	0	0	0	0	0	0	53	0

INTERSECTION: *N Union Ct--N Hayden Meadows Dr--*
 PROJECT ID#:
 QC JOB #: 10247177

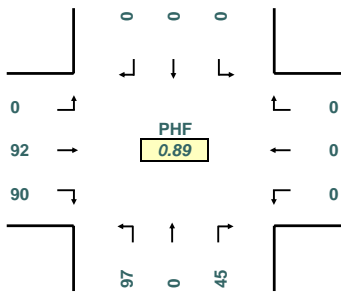
START TIME: 4:00 PM
 END TIME: 6:00 PM
 DATE: 4/11/2007



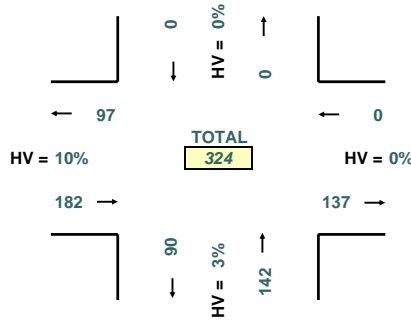
16285 SW 85th Avenue, Ste. 302
 Tigard, OR 97224
 Phone: 503-620-4242
 Fax: 503 620-4545

www.qualitycounts.net

PEAK HOUR TURNING MOVEMENTS



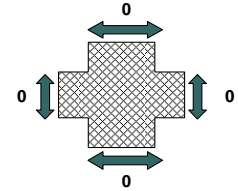
PEAK HOUR LINK VOLUMES



PEAK HOUR: 4:30 PM TO 5:30 PM

PEAK 15 MINUTES: 5:15 PM TO 5:30 PM

PEAK HOUR PED CROSSING VOLUMES



5-MINUTE COUNT PERIOD BEGINNING AT	N Union Ct-- (Southbound)			N Hayden Meadows Dr-- (Westbound)			N Union Ct-- (Northbound)			N Hayden Meadows Dr-- (Eastbound)			Crosswalk Usage (Peds By Approach)				TOTAL	
	Right	Thru	Left	Right	Thru	Left	Right	Thru	Left	Right	Thru	Left	North	East	South	West	Veh	Peds
4:00 PM	0	0	0	0	0	0	2	0	10	4	6	0	0	0	0	0	22	0
4:05 PM	0	0	0	0	0	0	0	0	5	9	3	0	0	0	0	0	17	0
4:10 PM	0	0	0	0	0	0	6	0	4	2	7	0	0	0	0	0	19	0
4:15 PM	0	0	0	0	0	0	2	0	5	4	4	0	0	0	0	0	15	0
4:20 PM	0	0	0	0	0	1	6	0	3	6	6	0	0	0	0	0	22	0
4:25 PM	0	0	0	0	0	0	4	0	7	6	7	0	0	0	0	0	24	0
4:30 PM	0	0	0	0	0	0	3	0	5	8	4	0	0	0	0	0	20	0
4:35 PM	0	0	0	0	0	0	3	0	5	8	7	0	0	0	0	0	23	0
4:40 PM	0	0	0	0	0	0	3	0	10	10	3	0	0	0	0	0	26	0
4:45 PM	0	0	0	0	0	0	4	0	17	11	6	0	0	0	0	0	38	0
4:50 PM	0	0	0	0	0	0	3	0	13	5	8	0	0	0	0	0	29	0
4:55 PM	0	0	0	0	0	0	5	0	5	6	4	0	0	0	0	0	20	0
5:00 PM	0	0	0	0	0	0	6	0	6	9	6	0	0	0	0	0	27	0
5:05 PM	0	0	0	0	0	0	4	0	9	1	7	0	0	0	0	0	21	0
5:10 PM	0	0	0	0	0	0	3	0	8	9	9	0	0	0	0	0	29	0
5:15 PM	0	0	0	0	0	0	5	0	7	9	6	0	0	0	0	0	27	0
5:20 PM	0	0	0	0	0	0	3	0	7	10	19	0	0	0	0	0	39	0
5:25 PM	0	0	0	0	0	0	3	0	5	4	13	0	0	0	0	0	25	0
5:30 PM	0	0	0	0	0	0	7	0	7	5	13	0	0	0	0	0	32	0
5:35 PM	0	0	0	0	0	0	4	0	4	4	9	0	0	0	0	0	21	0
5:40 PM	0	0	0	0	0	0	1	0	6	5	3	0	0	0	0	0	15	0
5:45 PM	0	0	0	0	0	0	4	0	3	8	7	0	0	0	0	0	22	0
5:50 PM	0	0	0	0	0	0	1	0	4	9	8	0	0	0	0	0	22	0
5:55 PM	0	0	0	0	0	0	3	0	13	9	6	0	0	0	0	0	31	0
HOURLY TOTALS	Southbound			Westbound			Northbound			Eastbound			Pedestrians By Approach				TOTAL	
4:00 PM	0	0	0	0	0	1	41	0	89	79	65	0	0	0	0	0	275	0
4:15 PM	0	0	0	0	0	1	46	0	93	83	71	0	0	0	0	0	294	0
4:30 PM	0	0	0	0	0	0	45	0	97	90	92	0	0	0	0	0	324	0
4:45 PM	0	0	0	0	0	0	48	0	94	78	103	0	0	0	0	0	323	0
5:00 PM	0	0	0	0	0	0	44	0	79	82	106	0	0	0	0	0	311	0

INTERSECTION: *N Union Ct--N Hayden Meadows Dr--*
 PROJECT ID#:
 QC JOB #: 10247177

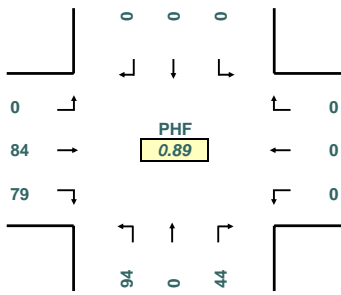
START TIME: 4:00 PM
 END TIME: 6:00 PM
 DATE: 4/11/2007



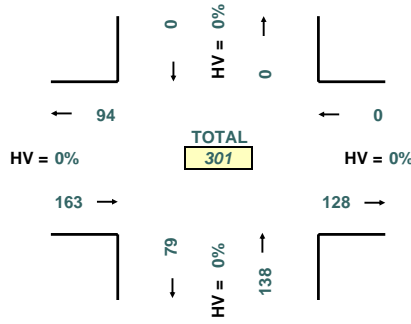
16285 SW 85th Avenue, Ste. 302
 Tigard, OR 97224
 Phone: 503-620-4242
 Fax: 503 620-4545

www.qualitycounts.net

PEAK HOUR TURNING MOVEMENTS



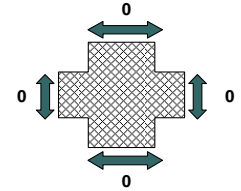
PEAK HOUR LINK VOLUMES



PEAK HOUR: 4:30 PM TO 5:30 PM

PEAK 15 MINUTES: 5:15 PM TO 5:30 PM

PEAK HOUR PED CROSSING VOLUMES



5-MINUTE COUNT PERIOD BEGINNING AT	N Union Ct-- (Southbound)			N Hayden Meadows Dr-- (Westbound)			N Union Ct-- (Northbound)			N Hayden Meadows Dr-- (Eastbound)			Crosswalk Usage (Peds By Approach)				TOTAL	
	Right	Thru	Left	Right	Thru	Left	Right	Thru	Left	Right	Thru	Left	North	East	South	West	Veh	Peds
4:00 PM	0	0	0	0	0	0	2	0	10	3	5	0	0	0	0	0	20	0
4:05 PM	0	0	0	0	0	0	0	0	4	9	3	0	0	0	0	0	16	0
4:10 PM	0	0	0	0	0	0	5	0	2	2	6	0	0	0	0	0	15	0
4:15 PM	0	0	0	0	0	0	2	0	4	3	2	0	0	0	0	0	11	0
4:20 PM	0	0	0	0	0	1	6	0	3	6	5	0	0	0	0	0	21	0
4:25 PM	0	0	0	0	0	0	4	0	7	6	6	0	0	0	0	0	23	0
4:30 PM	0	0	0	0	0	0	3	0	5	8	4	0	0	0	0	0	20	0
4:35 PM	0	0	0	0	0	0	3	0	4	6	6	0	0	0	0	0	19	0
4:40 PM	0	0	0	0	0	0	3	0	10	9	3	0	0	0	0	0	25	0
4:45 PM	0	0	0	0	0	0	4	0	17	10	6	0	0	0	0	0	37	0
4:50 PM	0	0	0	0	0	0	3	0	12	4	8	0	0	0	0	0	27	0
4:55 PM	0	0	0	0	0	0	5	0	5	6	4	0	0	0	0	0	20	0
5:00 PM	0	0	0	0	0	0	6	0	6	7	5	0	0	0	0	0	24	0
5:05 PM	0	0	0	0	0	0	4	0	9	1	5	0	0	0	0	0	19	0
5:10 PM	0	0	0	0	0	0	3	0	7	7	8	0	0	0	0	0	25	0
5:15 PM	0	0	0	0	0	0	5	0	7	9	4	0	0	0	0	0	25	0
5:20 PM	0	0	0	0	0	0	2	0	7	8	18	0	0	0	0	0	35	0
5:25 PM	0	0	0	0	0	0	3	0	5	4	13	0	0	0	0	0	25	0
5:30 PM	0	0	0	0	0	0	6	0	7	4	10	0	0	0	0	0	27	0
5:35 PM	0	0	0	0	0	0	4	0	4	4	8	0	0	0	0	0	20	0
5:40 PM	0	0	0	0	0	0	1	0	6	5	2	0	0	0	0	0	14	0
5:45 PM	0	0	0	0	0	0	4	0	3	7	7	0	0	0	0	0	21	0
5:50 PM	0	0	0	0	0	0	1	0	4	8	8	0	0	0	0	0	21	0
5:55 PM	0	0	0	0	0	0	3	0	12	9	4	0	0	0	0	0	28	0
HOURLY TOTALS	Southbound			Westbound			Northbound			Eastbound			Pedestrians By Approach				TOTAL	
4:00 PM	0	0	0	0	0	1	40	0	83	72	58	0	0	0	0	0	254	0
4:15 PM	0	0	0	0	0	1	46	0	89	73	62	0	0	0	0	0	271	0
4:30 PM	0	0	0	0	0	0	44	0	94	79	84	0	0	0	0	0	301	0
4:45 PM	0	0	0	0	0	0	46	0	92	69	91	0	0	0	0	0	298	0
5:00 PM	0	0	0	0	0	0	42	0	77	73	92	0	0	0	0	0	284	0

INTERSECTION: *N Union Ct--N Hayden Meadows Dr--*
 PROJECT ID#:
 QC JOB #: 10247177

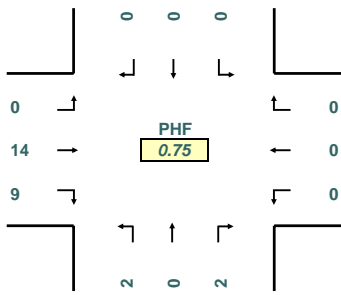
START TIME: 4:00 PM
 END TIME: 6:00 PM
 DATE: 4/11/2007



16285 SW 85th Avenue, Ste. 302
 Tigard, OR 97224
 Phone: 503-620-4242
 Fax: 503 620-4545

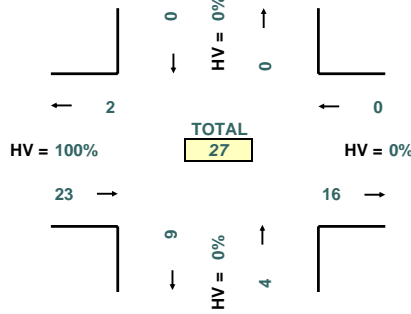
www.qualitycounts.net

PEAK HOUR TURNING MOVEMENTS



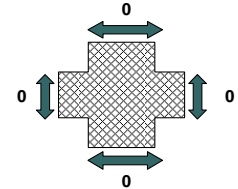
PEAK HOUR: 5:00 PM TO 6:00 PM

PEAK HOUR LINK VOLUMES



PEAK 15 MINUTES: 5:00 PM TO 5:15 PM

PEAK HOUR PED CROSSING VOLUMES



5-MINUTE COUNT PERIOD BEGINNING AT	<i>N Union Ct--</i> (Southbound)			<i>N Hayden Meadows Dr--</i> (Westbound)			<i>N Union Ct--</i> (Northbound)			<i>N Hayden Meadows Dr--</i> (Eastbound)			Crosswalk Usage (Peds By Approach)				TOTAL	
	Right	Thru	Left	Right	Thru	Left	Right	Thru	Left	Right	Thru	Left	North	East	South	West	Veh	Peds
4:00 PM	0	0	0	0	0	0	0	0	0	1	1	0	0	0	0	0	2	0
4:05 PM	0	0	0	0	0	0	0	0	1	0	0	0	0	0	0	0	1	0
4:10 PM	0	0	0	0	0	0	1	0	2	0	1	0	0	0	0	0	4	0
4:15 PM	0	0	0	0	0	0	0	0	1	1	2	0	0	0	0	0	4	0
4:20 PM	0	0	0	0	0	0	0	0	0	0	1	0	0	0	0	0	1	0
4:25 PM	0	0	0	0	0	0	0	0	0	0	1	0	0	0	0	0	1	0
4:30 PM	0	0	0	0	0	0	0	0	0	0	0	0	0	0	0	0	0	0
4:35 PM	0	0	0	0	0	0	0	0	1	2	1	0	0	0	0	0	4	0
4:40 PM	0	0	0	0	0	0	0	0	0	1	0	0	0	0	0	0	1	0
4:45 PM	0	0	0	0	0	0	0	0	0	1	0	0	0	0	0	0	1	0
4:50 PM	0	0	0	0	0	0	0	0	1	1	0	0	0	0	0	0	2	0
4:55 PM	0	0	0	0	0	0	0	0	0	0	0	0	0	0	0	0	0	0
5:00 PM	0	0	0	0	0	0	0	0	0	2	1	0	0	0	0	0	3	0
5:05 PM	0	0	0	0	0	0	0	0	0	0	2	0	0	0	0	0	2	0
5:10 PM	0	0	0	0	0	0	0	0	1	2	1	0	0	0	0	0	4	0
5:15 PM	0	0	0	0	0	0	0	0	0	0	2	0	0	0	0	0	2	0
5:20 PM	0	0	0	0	0	0	1	0	0	2	1	0	0	0	0	0	4	0
5:25 PM	0	0	0	0	0	0	0	0	0	0	0	0	0	0	0	0	0	0
5:30 PM	0	0	0	0	0	0	1	0	0	1	3	0	0	0	0	0	5	0
5:35 PM	0	0	0	0	0	0	0	0	0	0	1	0	0	0	0	0	1	0
5:40 PM	0	0	0	0	0	0	0	0	0	0	1	0	0	0	0	0	1	0
5:45 PM	0	0	0	0	0	0	0	0	0	1	0	0	0	0	0	0	1	0
5:50 PM	0	0	0	0	0	0	0	0	0	1	0	0	0	0	0	0	1	0
5:55 PM	0	0	0	0	0	0	0	0	1	0	2	0	0	0	0	0	3	0
HOURLY TOTALS	Southbound			Westbound			Northbound			Eastbound			Pedestrians By Approach				TOTAL	
4:00 PM	0	0	0	0	0	0	1	0	6	7	7	0	0	0	0	0	21	0
4:15 PM	0	0	0	0	0	0	0	0	4	10	9	0	0	0	0	0	23	0
4:30 PM	0	0	0	0	0	0	1	0	3	11	8	0	0	0	0	0	23	0
4:45 PM	0	0	0	0	0	0	2	0	2	9	12	0	0	0	0	0	25	0
5:00 PM	0	0	0	0	0	0	2	0	2	9	14	0	0	0	0	0	27	0

INTERSECTION: *NE 6th Dr--/N Marine Dr--/NE Faloma Rd*
 PROJECT ID#:
 QC JOB #: 10247178

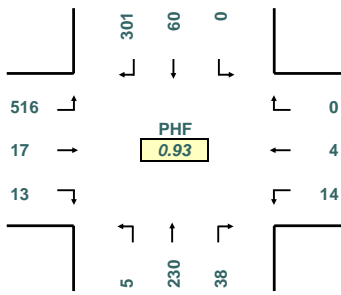
START TIME: 4:00 PM
 END TIME: 6:00 PM
 DATE: 4/11/2007



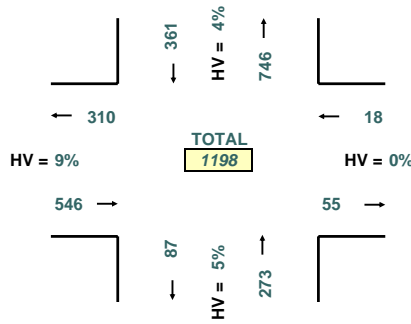
16285 SW 85th Avenue, Ste. 302
 Tigard, OR 97224
 Phone: 503-620-4242
 Fax: 503 620-4545

www.qualitycounts.net

PEAK HOUR TURNING MOVEMENTS



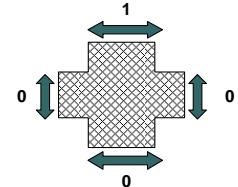
PEAK HOUR LINK VOLUMES



PEAK HOUR: 4:15 PM TO 5:15 PM

PEAK 15 MINUTES: 4:30 PM TO 4:45 PM

PEAK HOUR PED CROSSING VOLUMES



5-MINUTE COUNT PERIOD BEGINNING AT	N Marine Dr-- (Southbound)			NE Faloma Rd (Westbound)			NE 6th Dr-- (Northbound)			N Marine Dr-- (Eastbound)			Crosswalk Usage (Peds By Approach)				TOTAL	
	Right	Thru	Left	Right	Thru	Left	Right	Thru	Left	Right	Thru	Left	North	East	South	West	Veh	Peds
4:00 PM	25	1	0	0	0	1	1	20	1	4	2	38	0	0	0	0	93	0
4:05 PM	31	5	0	0	1	0	0	19	1	0	3	40	0	0	0	0	100	0
4:10 PM	19	5	0	0	0	1	3	19	2	0	0	34	0	0	0	0	83	0
4:15 PM	23	5	0	0	0	0	0	14	0	0	2	35	0	0	0	0	79	0
4:20 PM	35	6	0	0	0	1	1	16	0	5	3	37	0	0	0	0	104	0
4:25 PM	19	3	0	0	0	0	5	16	2	1	1	44	0	0	0	0	91	0
4:30 PM	19	8	0	0	0	6	3	16	2	1	0	43	0	0	0	0	98	0
4:35 PM	28	2	0	0	1	0	2	36	0	1	0	50	0	0	0	0	120	0
4:40 PM	26	4	0	0	1	0	4	19	0	0	2	49	0	0	0	0	105	0
4:45 PM	38	6	0	0	1	1	3	19	0	2	2	37	0	0	0	0	109	0
4:50 PM	25	5	0	0	0	1	3	19	0	0	1	43	0	0	0	0	97	0
4:55 PM	18	3	0	0	0	1	3	14	0	1	2	43	0	0	0	0	85	0
5:00 PM	24	8	0	0	0	1	4	21	0	0	1	38	1	0	0	0	97	1
5:05 PM	17	3	0	0	1	3	7	22	1	1	0	47	0	0	0	0	102	0
5:10 PM	29	7	0	0	0	0	3	18	0	1	3	50	0	0	0	0	111	0
5:15 PM	14	6	0	0	1	0	4	13	0	0	1	44	0	0	0	0	83	0
5:20 PM	22	4	0	0	1	4	2	14	0	0	0	40	0	0	0	0	87	0
5:25 PM	21	10	0	0	0	3	2	7	0	2	3	28	0	0	0	0	76	0
5:30 PM	11	4	0	0	0	1	2	10	0	2	1	31	0	0	0	0	62	0
5:35 PM	26	5	0	0	0	3	0	12	1	4	0	42	0	0	0	0	93	0
5:40 PM	12	4	0	0	0	0	0	8	1	0	0	28	0	0	0	0	53	0
5:45 PM	20	4	0	0	0	2	5	10	0	1	0	32	0	0	0	0	74	0
5:50 PM	22	6	0	0	1	0	2	9	1	0	1	31	0	0	0	0	73	0
5:55 PM	24	2	0	0	1	1	6	10	1	0	2	26	0	0	0	0	73	0
HOURLY TOTALS	Southbound			Westbound			Northbound			Eastbound			Pedestrians By Approach				TOTAL	
4:00 PM	306	53	0	0	4	12	28	227	8	15	18	493	0	0	0	0	1164	0
4:15 PM	301	60	0	0	4	14	38	230	5	13	17	516	1	0	0	0	1198	1
4:30 PM	281	66	0	0	6	20	40	218	3	9	15	512	1	0	0	0	1170	1
4:45 PM	257	65	0	0	4	18	33	177	3	13	14	471	1	0	0	0	1055	1
5:00 PM	242	63	0	0	5	18	37	154	5	11	12	437	1	0	0	0	984	1

INTERSECTION: *NE 6th Dr--/N Marine Dr--/NE Faloma Rd*
 PROJECT ID#:
 QC JOB #: 10247178

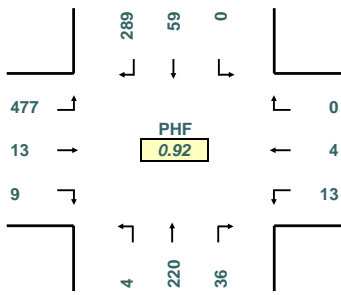
START TIME: 4:00 PM
 END TIME: 6:00 PM
 DATE: 4/11/2007



16285 SW 85th Avenue, Ste. 302
 Tigard, OR 97224
 Phone: 503-620-4242
 Fax: 503 620-4545

www.qualitycounts.net

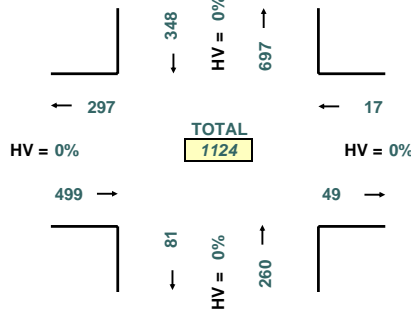
PEAK HOUR TURNING MOVEMENTS



PHF
0.92

PEAK HOUR: 4:15 PM TO 5:15 PM

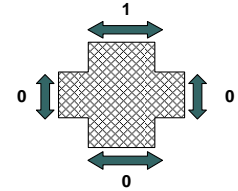
PEAK HOUR LINK VOLUMES



TOTAL
1124

PEAK 15 MINUTES: 4:30 PM TO 4:45 PM

PEAK HOUR PED CROSSING VOLUMES



5-MINUTE COUNT PERIOD BEGINNING AT	N Marine Dr-- (Southbound)			NE Faloma Rd (Westbound)			NE 6th Dr-- (Northbound)			N Marine Dr-- (Eastbound)			Crosswalk Usage (Peds By Approach)				TOTAL	
	Right	Thru	Left	Right	Thru	Left	Right	Thru	Left	Right	Thru	Left	North	East	South	West	Veh	Peds
4:00 PM	25	1	0	0	0	1	1	19	0	3	2	38	0	0	0	0	90	0
4:05 PM	31	4	0	0	1	0	0	18	1	0	3	37	0	0	0	0	95	0
4:10 PM	19	5	0	0	0	1	3	19	2	0	0	34	0	0	0	0	83	0
4:15 PM	23	5	0	0	0	0	0	13	0	0	1	33	0	0	0	0	75	0
4:20 PM	32	5	0	0	0	1	1	15	0	3	2	32	0	0	0	0	91	0
4:25 PM	19	3	0	0	0	0	5	14	2	1	1	41	0	0	0	0	86	0
4:30 PM	19	8	0	0	0	6	3	15	1	0	0	40	0	0	0	0	92	0
4:35 PM	25	2	0	0	1	0	2	36	0	1	0	50	0	0	0	0	117	0
4:40 PM	26	4	0	0	1	0	4	17	0	0	2	43	0	0	0	0	97	0
4:45 PM	38	6	0	0	1	0	3	17	0	2	2	35	0	0	0	0	104	0
4:50 PM	24	5	0	0	0	1	1	19	0	0	1	41	0	0	0	0	92	0
4:55 PM	17	3	0	0	0	1	3	14	0	1	1	41	0	0	0	0	81	0
5:00 PM	22	8	0	0	0	1	4	21	0	0	1	36	1	0	0	0	93	1
5:05 PM	17	3	0	0	1	3	7	22	1	0	0	38	0	0	0	0	92	0
5:10 PM	27	7	0	0	0	0	3	17	0	1	2	47	0	0	0	0	104	0
5:15 PM	14	6	0	0	1	0	4	12	0	0	1	42	0	0	0	0	80	0
5:20 PM	22	4	0	0	1	4	2	14	0	0	0	39	0	0	0	0	86	0
5:25 PM	20	10	0	0	0	3	2	7	0	2	3	24	0	0	0	0	71	0
5:30 PM	11	3	0	0	0	1	2	10	0	2	1	30	0	0	0	0	60	0
5:35 PM	24	5	0	0	0	2	0	11	0	3	0	40	0	0	0	0	85	0
5:40 PM	11	4	0	0	0	0	0	8	1	0	0	27	0	0	0	0	51	0
5:45 PM	19	4	0	0	0	2	5	9	0	1	0	32	0	0	0	0	72	0
5:50 PM	20	6	0	0	1	0	2	9	1	0	1	31	0	0	0	0	71	0
5:55 PM	20	2	0	0	1	1	5	9	0	0	2	24	0	0	0	0	64	0
HOURLY TOTALS	Southbound			Westbound			Northbound			Eastbound			Pedestrians By Approach				TOTAL	
4:00 PM	298	51	0	0	4	11	26	216	6	11	15	465	0	0	0	0	1103	0
4:15 PM	289	59	0	0	4	13	36	220	4	9	13	477	1	0	0	0	1124	1
4:30 PM	271	66	0	0	6	19	38	211	2	7	13	476	1	0	0	0	1109	1
4:45 PM	247	64	0	0	4	16	31	172	2	11	12	440	1	0	0	0	999	1
5:00 PM	227	62	0	0	5	17	36	149	3	9	11	410	1	0	0	0	929	1

INTERSECTION: *NE 6th Dr--/N Marine Dr--/NE Faloma Rd*
 PROJECT ID#:
 QC JOB #: 10247178

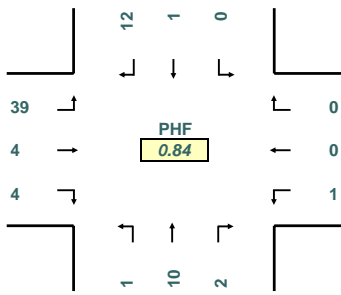
START TIME: 4:00 PM
 END TIME: 6:00 PM
 DATE: 4/11/2007



16285 SW 85th Avenue, Ste. 302
 Tigard, OR 97224
 Phone: 503-620-4242
 Fax: 503 620-4545

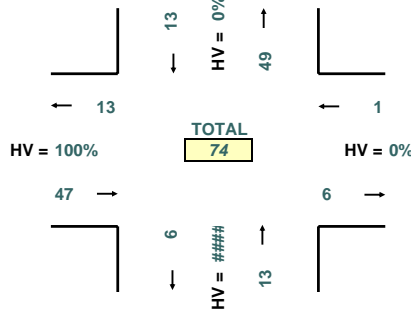
www.qualitycounts.net

PEAK HOUR TURNING MOVEMENTS



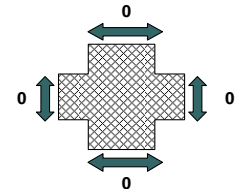
PEAK HOUR: 4:15 PM TO 5:15 PM

PEAK HOUR LINK VOLUMES



PEAK 15 MINUTES: 4:15 PM TO 4:30 PM

PEAK HOUR PED CROSSING VOLUMES



5-MINUTE COUNT PERIOD BEGINNING AT	N Marine Dr-- (Southbound)			NE Faloma Rd (Westbound)			NE 6th Dr-- (Northbound)			N Marine Dr-- (Eastbound)			Crosswalk Usage (Peds By Approach)				TOTAL	
	Right	Thru	Left	Right	Thru	Left	Right	Thru	Left	Right	Thru	Left	North	East	South	West	Veh	Peds
4:00 PM	0	0	0	0	0	0	0	1	1	1	0	0	0	0	0	0	3	0
4:05 PM	0	1	0	0	0	0	0	1	0	0	0	0	0	0	0	0	5	0
4:10 PM	0	0	0	0	0	0	0	0	0	0	0	0	0	0	0	0	0	0
4:15 PM	0	0	0	0	0	0	0	1	0	0	0	1	2	0	0	0	4	0
4:20 PM	3	1	0	0	0	0	0	1	0	0	2	1	5	0	0	0	13	0
4:25 PM	0	0	0	0	0	0	0	2	0	0	0	0	3	0	0	0	5	0
4:30 PM	0	0	0	0	0	0	0	1	1	1	1	0	3	0	0	0	6	0
4:35 PM	3	0	0	0	0	0	0	0	0	0	0	0	0	0	0	0	3	0
4:40 PM	0	0	0	0	0	0	0	2	0	0	0	0	6	0	0	0	8	0
4:45 PM	0	0	0	0	0	1	0	2	0	0	0	0	2	0	0	0	5	0
4:50 PM	1	0	0	0	0	0	2	0	0	0	0	0	2	0	0	0	5	0
4:55 PM	1	0	0	0	0	0	0	0	0	0	0	1	2	0	0	0	4	0
5:00 PM	2	0	0	0	0	0	0	0	0	0	0	0	2	0	0	0	4	0
5:05 PM	0	0	0	0	0	0	0	0	0	1	0	0	9	0	0	0	10	0
5:10 PM	2	0	0	0	0	0	0	1	0	0	0	1	3	0	0	0	7	0
5:15 PM	0	0	0	0	0	0	0	1	0	0	0	0	2	0	0	0	3	0
5:20 PM	0	0	0	0	0	0	0	0	0	0	0	0	1	0	0	0	1	0
5:25 PM	1	0	0	0	0	0	0	0	0	0	0	0	4	0	0	0	5	0
5:30 PM	0	1	0	0	0	0	0	0	0	0	0	0	1	0	0	0	2	0
5:35 PM	2	0	0	0	0	1	0	1	1	1	1	0	2	0	0	0	8	0
5:40 PM	1	0	0	0	0	0	0	0	0	0	0	0	1	0	0	0	2	0
5:45 PM	1	0	0	0	0	0	0	1	0	0	0	0	0	0	0	0	2	0
5:50 PM	2	0	0	0	0	0	0	0	0	0	0	0	0	0	0	0	2	0
5:55 PM	4	0	0	0	0	0	1	1	1	1	0	0	2	0	0	0	9	0
HOURLY TOTALS	Southbound			Westbound			Northbound			Eastbound			Pedestrians By Approach				TOTAL	
	Right	Thru	Left	Right	Thru	Left	Right	Thru	Left	Right	Thru	Left	North	East	South	West	Veh	Peds
4:00 PM	8	2	0	0	0	1	2	11	2	4	3	28	0	0	0	0	61	0
4:15 PM	12	1	0	0	0	1	2	10	1	4	4	39	0	0	0	0	74	0
4:30 PM	10	0	0	0	0	1	2	7	1	2	2	36	0	0	0	0	61	0
4:45 PM	10	1	0	0	0	2	2	5	1	2	2	31	0	0	0	0	56	0
5:00 PM	15	1	0	0	0	1	1	5	2	2	1	27	0	0	0	0	55	0

INTERSECTION: *N Force Ave--/N Marine Dr--*
 PROJECT ID#:
 QC JOB #: 10247179

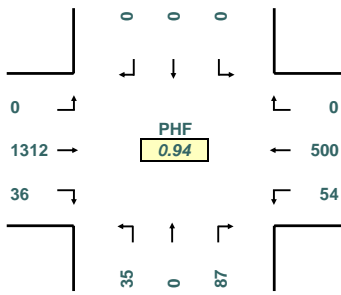
START TIME: 4:00 PM
 END TIME: 6:00 PM
 DATE: 4/11/2007



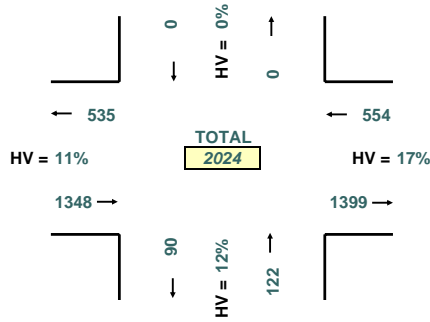
16285 SW 85th Avenue, Ste. 302
 Tigard, OR 97224
 Phone: 503-620-4242
 Fax: 503 620-4545

www.qualitycounts.net

PEAK HOUR TURNING MOVEMENTS



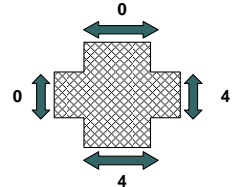
PEAK HOUR LINK VOLUMES



PEAK HOUR: 4:00 PM TO 5:00 PM

PEAK 15 MINUTES: 4:15 PM TO 4:30 PM

PEAK HOUR PED CROSSING VOLUMES



5-MINUTE COUNT PERIOD BEGINNING AT	<i>N Force Ave--</i> (Southbound)			<i>N Marine Dr--</i> (Westbound)			<i>N Force Ave--</i> (Northbound)			<i>N Marine Dr--</i> (Eastbound)			Crosswalk Usage (Peds By Approach)				TOTAL	
	Right	Thru	Left	Right	Thru	Left	Right	Thru	Left	Right	Thru	Left	North	East	South	West	Veh	Peds
4:00 PM	0	0	0	0	45	2	6	0	2	1	88	0	0	0	0	0	144	0
4:05 PM	0	0	0	0	41	6	3	0	2	3	120	0	0	1	0	0	175	1
4:10 PM	0	0	0	0	52	3	10	0	5	3	110	0	0	0	1	0	183	1
4:15 PM	0	0	0	0	48	7	4	0	5	3	105	0	0	0	0	0	172	0
4:20 PM	0	0	0	0	34	4	15	0	2	2	121	0	0	0	0	0	178	0
4:25 PM	0	0	0	0	39	6	6	0	4	3	132	0	0	0	1	0	190	1
4:30 PM	0	0	0	0	34	2	5	0	2	5	110	0	0	0	1	0	158	1
4:35 PM	0	0	0	0	52	4	9	0	3	4	107	0	0	1	0	0	179	1
4:40 PM	0	0	0	0	41	6	6	0	3	0	121	0	0	0	0	0	177	0
4:45 PM	0	0	0	0	37	4	8	0	5	3	104	0	0	1	0	0	161	1
4:50 PM	0	0	0	0	40	4	9	0	2	5	95	0	0	1	1	0	155	2
4:55 PM	0	0	0	0	37	6	6	0	0	4	99	0	0	0	0	0	152	0
5:00 PM	0	0	0	0	32	0	14	0	3	4	110	0	0	0	0	0	163	0
5:05 PM	0	0	0	0	39	3	9	0	1	7	100	0	0	0	0	0	159	0
5:10 PM	0	0	0	0	50	3	8	0	3	9	102	0	0	0	0	0	175	0
5:15 PM	0	0	0	0	44	2	4	0	1	2	118	0	0	0	0	0	171	0
5:20 PM	0	0	0	0	45	6	14	0	2	2	81	0	0	0	0	0	150	0
5:25 PM	0	0	0	0	38	8	11	0	4	1	68	0	0	0	1	0	130	1
5:30 PM	0	0	0	0	43	6	11	0	2	3	67	0	0	1	0	0	132	1
5:35 PM	0	0	0	0	29	2	14	0	4	1	70	0	0	0	0	0	120	0
5:40 PM	0	0	0	0	30	4	12	0	4	2	84	0	0	0	0	0	136	0
5:45 PM	0	0	0	0	29	1	8	0	0	4	85	0	0	0	0	0	127	0
5:50 PM	0	0	0	0	28	5	1	0	3	0	58	0	0	0	0	0	95	0
5:55 PM	0	0	0	0	34	5	11	0	3	1	44	0	0	0	0	0	98	0
HOURLY TOTALS	Southbound			Westbound			Northbound			Eastbound			Pedestrians By Approach				TOTAL	
4:00 PM	0	0	0	0	500	54	87	0	35	36	1312	0	0	4	4	0	2024	8
4:15 PM	0	0	0	0	483	49	99	0	33	49	1306	0	0	3	3	0	2019	6
4:30 PM	0	0	0	0	489	48	103	0	29	46	1215	0	0	3	3	0	1930	6
4:45 PM	0	0	0	0	464	48	120	0	31	43	1098	0	0	3	2	0	1804	5
5:00 PM	0	0	0	0	441	45	117	0	30	36	987	0	0	1	1	0	1656	2

INTERSECTION: *N Force Ave--/N Marine Dr--*
 PROJECT ID#:
 QC JOB #: 10247179

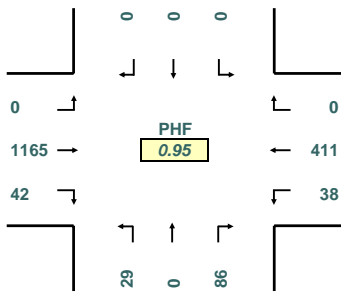
START TIME: 4:00 PM
 END TIME: 6:00 PM
 DATE: 4/11/2007



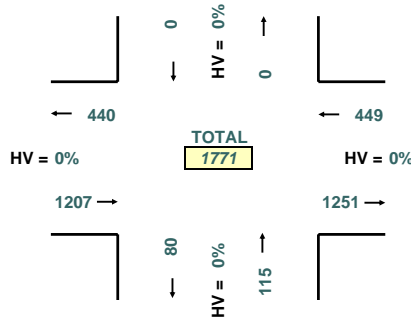
16285 SW 85th Avenue, Ste. 302
 Tigard, OR 97224
 Phone: 503-620-4242
 Fax: 503 620-4545

www.qualitycounts.net

PEAK HOUR TURNING MOVEMENTS



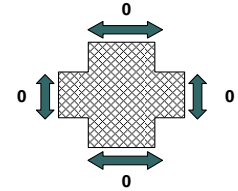
PEAK HOUR LINK VOLUMES



PEAK HOUR: 4:15 PM TO 5:15 PM

PEAK 15 MINUTES: 4:15 PM TO 4:30 PM

PEAK HOUR PED CROSSING VOLUMES



5-MINUTE COUNT PERIOD BEGINNING AT	N Force Ave-- (Southbound)			N Marine Dr-- (Westbound)			N Force Ave-- (Northbound)			N Marine Dr-- (Eastbound)			Crosswalk Usage (Peds By Approach)				TOTAL	
	Right	Thru	Left	Right	Thru	Left	Right	Thru	Left	Right	Thru	Left	North	East	South	West	Veh	Peds
4:00 PM	0	0	0	0	33	2	4	0	2	1	80	0	0	0	0	0	122	0
4:05 PM	0	0	0	0	34	6	3	0	2	2	105	0	0	0	0	0	152	0
4:10 PM	0	0	0	0	42	2	9	0	5	3	94	0	0	0	1	0	155	1
4:15 PM	0	0	0	0	41	7	4	0	3	3	88	0	0	0	0	0	146	0
4:20 PM	0	0	0	0	28	2	14	0	2	1	107	0	0	0	0	0	154	0
4:25 PM	0	0	0	0	33	2	6	0	4	2	117	0	0	0	0	0	164	0
4:30 PM	0	0	0	0	26	1	4	0	2	5	93	0	0	0	0	0	131	0
4:35 PM	0	0	0	0	44	4	7	0	3	3	96	0	0	0	0	0	157	0
4:40 PM	0	0	0	0	34	4	4	0	3	0	111	0	0	0	0	0	156	0
4:45 PM	0	0	0	0	33	4	7	0	4	3	97	0	0	0	0	0	148	0
4:50 PM	0	0	0	0	37	4	8	0	2	4	84	0	0	0	0	0	139	0
4:55 PM	0	0	0	0	31	5	5	0	0	4	90	0	0	0	0	0	135	0
5:00 PM	0	0	0	0	27	0	11	0	2	3	98	0	0	0	0	0	141	0
5:05 PM	0	0	0	0	32	3	8	0	1	6	90	0	0	0	0	0	140	0
5:10 PM	0	0	0	0	45	2	8	0	3	8	94	0	0	0	0	0	160	0
5:15 PM	0	0	0	0	40	2	4	0	1	2	107	0	0	0	0	0	156	0
5:20 PM	0	0	0	0	40	5	12	0	2	1	74	0	0	0	0	0	134	0
5:25 PM	0	0	0	0	32	4	9	0	3	1	55	0	0	0	0	0	104	0
5:30 PM	0	0	0	0	38	6	8	0	2	3	62	0	0	0	0	0	119	0
5:35 PM	0	0	0	0	27	2	13	0	3	1	64	0	0	0	0	0	110	0
5:40 PM	0	0	0	0	24	4	12	0	4	2	76	0	0	0	0	0	122	0
5:45 PM	0	0	0	0	27	1	8	0	0	4	79	0	0	0	0	0	119	0
5:50 PM	0	0	0	0	25	4	1	0	3	0	54	0	0	0	0	0	87	0
5:55 PM	0	0	0	0	30	4	10	0	3	1	38	0	0	0	0	0	86	0
HOURLY TOTALS	Southbound			Westbound			Northbound			Eastbound			Pedestrians By Approach				TOTAL	
4:00 PM	0	0	0	0	416	43	75	0	32	31	1162	0	0	0	1	0	1759	1
4:15 PM	0	0	0	0	411	38	86	0	29	42	1165	0	0	0	0	0	1771	0
4:30 PM	0	0	0	0	421	38	87	0	26	40	1089	0	0	0	0	0	1701	0
4:45 PM	0	0	0	0	406	41	105	0	27	38	991	0	0	0	0	0	1608	0
5:00 PM	0	0	0	0	387	37	104	0	27	32	891	0	0	0	0	0	1478	0

INTERSECTION: *N Force Ave--/N Marine Dr--*
 PROJECT ID#:
 QC JOB #: 10247179

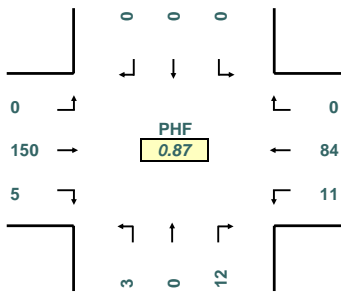
START TIME: 4:00 PM
 END TIME: 6:00 PM
 DATE: 4/11/2007



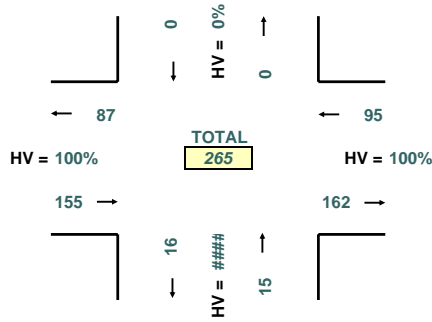
16285 SW 85th Avenue, Ste. 302
 Tigard, OR 97224
 Phone: 503-620-4242
 Fax: 503 620-4545

www.qualitycounts.net

PEAK HOUR TURNING MOVEMENTS



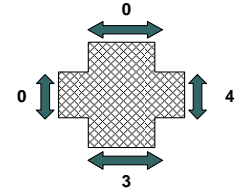
PEAK HOUR LINK VOLUMES



PEAK HOUR: 4:00 PM TO 5:00 PM

PEAK 15 MINUTES: 4:15 PM TO 4:30 PM

PEAK HOUR PED CROSSING VOLUMES



5-MINUTE COUNT PERIOD BEGINNING AT	N Force Ave-- (Southbound)			N Marine Dr-- (Westbound)			N Force Ave-- (Northbound)			N Marine Dr-- (Eastbound)			Crosswalk Usage (Peds By Approach)				TOTAL	
	Right	Thru	Left	Right	Thru	Left	Right	Thru	Left	Right	Thru	Left	North	East	South	West	Veh	Peds
4:00 PM	0	0	0	0	12	0	2	0	0	0	8	0	0	0	0	0	22	0
4:05 PM	0	0	0	0	7	0	0	0	0	1	15	0	0	1	0	0	23	1
4:10 PM	0	0	0	0	10	1	1	0	0	0	16	0	0	0	0	0	28	0
4:15 PM	0	0	0	0	7	0	0	0	2	0	17	0	0	0	0	0	26	0
4:20 PM	0	0	0	0	6	2	1	0	0	1	14	0	0	0	0	0	24	0
4:25 PM	0	0	0	0	6	4	0	0	0	1	15	0	0	0	1	0	26	1
4:30 PM	0	0	0	0	8	1	1	0	0	0	17	0	0	0	1	0	27	1
4:35 PM	0	0	0	0	8	0	2	0	0	1	11	0	0	1	0	0	22	1
4:40 PM	0	0	0	0	7	2	2	0	0	0	10	0	0	0	0	0	21	0
4:45 PM	0	0	0	0	4	0	1	0	1	0	7	0	0	1	0	0	13	1
4:50 PM	0	0	0	0	3	0	1	0	0	0	11	0	0	1	1	0	16	2
4:55 PM	0	0	0	0	6	1	1	0	0	0	9	0	0	0	0	0	17	0
5:00 PM	0	0	0	0	5	0	3	0	1	1	12	0	0	0	0	0	22	0
5:05 PM	0	0	0	0	7	0	1	0	0	1	10	0	0	0	0	0	19	0
5:10 PM	0	0	0	0	5	1	0	0	0	1	8	0	0	0	0	0	15	0
5:15 PM	0	0	0	0	4	0	0	0	0	0	11	0	0	0	0	0	15	0
5:20 PM	0	0	0	0	5	1	2	0	0	1	7	0	0	0	0	0	16	0
5:25 PM	0	0	0	0	6	4	2	0	1	0	13	0	0	0	1	0	26	1
5:30 PM	0	0	0	0	5	0	3	0	0	0	5	0	0	1	0	0	13	1
5:35 PM	0	0	0	0	2	0	1	0	1	0	6	0	0	0	0	0	10	0
5:40 PM	0	0	0	0	6	0	0	0	0	0	8	0	0	0	0	0	14	0
5:45 PM	0	0	0	0	2	0	0	0	0	0	6	0	0	0	0	0	8	0
5:50 PM	0	0	0	0	3	1	0	0	0	0	4	0	0	0	0	0	8	0
5:55 PM	0	0	0	0	4	1	1	0	0	0	6	0	0	0	0	0	12	0
HOURLY TOTALS	Southbound			Westbound			Northbound			Eastbound			Pedestrians By Approach				TOTAL	
4:00 PM	0	0	0	0	84	11	12	0	3	5	150	0	0	4	3	0	265	7
4:15 PM	0	0	0	0	72	11	13	0	4	7	141	0	0	3	3	0	248	6
4:30 PM	0	0	0	0	68	10	16	0	3	6	126	0	0	3	3	0	229	6
4:45 PM	0	0	0	0	58	7	15	0	4	5	107	0	0	3	2	0	196	5
5:00 PM	0	0	0	0	54	8	13	0	3	4	96	0	0	1	1	0	178	2

INTERSECTION: *N Portland Rd--N Marine Dr--*
 PROJECT ID#:
 QC JOB #: 10247180

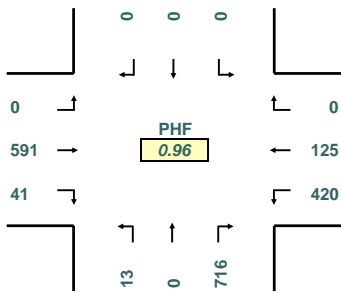
START TIME: 4:00 PM
 END TIME: 6:00 PM
 DATE: 4/11/2007



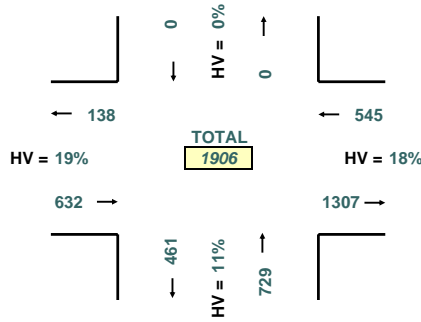
16285 SW 85th Avenue, Ste. 302
 Tigard, OR 97224
 Phone: 503-620-4242
 Fax: 503 620-4545

www.qualitycounts.net

PEAK HOUR TURNING MOVEMENTS



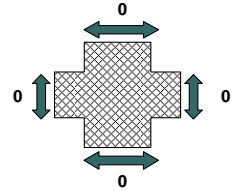
PEAK HOUR LINK VOLUMES



PEAK HOUR: 4:00 PM TO 5:00 PM

PEAK 15 MINUTES: 4:15 PM TO 4:30 PM

PEAK HOUR PED CROSSING VOLUMES



5-MINUTE COUNT PERIOD BEGINNING AT	N Portland Rd-- (Southbound)			N Marine Dr-- (Westbound)			N Portland Rd-- (Northbound)			N Marine Dr-- (Eastbound)			Crosswalk Usage (Peds By Approach)				TOTAL	
	Right	Thru	Left	Right	Thru	Left	Right	Thru	Left	Right	Thru	Left	North	East	South	West	Veh	Peds
4:00 PM	0	0	0	0	14	33	51	0	1	2	35	0	0	0	0	0	136	0
4:05 PM	0	0	0	0	11	32	58	0	0	3	63	0	0	0	0	0	167	0
4:10 PM	0	0	0	0	20	34	60	0	0	4	60	0	0	0	0	0	178	0
4:15 PM	0	0	0	0	9	40	49	0	0	6	63	0	0	0	0	0	167	0
4:20 PM	0	0	0	0	5	31	65	0	0	3	49	0	0	0	0	0	153	0
4:25 PM	0	0	0	0	10	39	69	0	2	3	52	0	0	0	0	0	175	0
4:30 PM	0	0	0	0	5	22	62	0	2	4	36	0	0	0	0	0	131	0
4:35 PM	0	0	0	0	8	48	63	0	0	2	49	0	0	0	0	0	170	0
4:40 PM	0	0	0	0	15	27	64	0	3	3	51	0	0	0	0	0	163	0
4:45 PM	0	0	0	0	7	48	70	0	2	4	45	0	0	0	0	0	176	0
4:50 PM	0	0	0	0	10	34	43	0	2	4	46	0	0	0	0	0	139	0
4:55 PM	0	0	0	0	11	32	62	0	1	3	42	0	0	0	0	0	151	0
5:00 PM	0	0	0	0	8	22	57	0	3	2	25	0	0	0	0	0	117	0
5:05 PM	0	0	0	0	8	23	47	0	2	8	47	0	0	0	0	0	135	0
5:10 PM	0	0	0	0	19	42	65	0	0	6	39	0	0	0	0	0	171	0
5:15 PM	0	0	0	0	13	31	61	0	0	3	45	0	0	0	0	0	153	0
5:20 PM	0	0	0	0	9	35	41	0	0	1	38	0	0	0	0	0	124	0
5:25 PM	0	0	0	0	10	40	35	0	1	4	26	0	0	2	0	0	116	2
5:30 PM	0	0	0	0	12	28	41	0	0	0	33	0	0	0	0	0	114	0
5:35 PM	0	0	0	0	12	29	42	0	0	1	28	0	0	0	0	0	112	0
5:40 PM	0	0	0	0	3	28	48	0	0	0	26	0	0	0	0	0	105	0
5:45 PM	0	0	0	0	8	19	61	0	0	1	26	0	0	0	0	0	115	0
5:50 PM	0	0	0	0	6	20	32	0	0	2	18	0	0	0	0	0	78	0
5:55 PM	0	0	0	0	5	35	28	0	0	2	14	0	0	0	0	0	84	0
HOURLY TOTALS	Southbound			Westbound			Northbound			Eastbound			Pedestrians By Approach				TOTAL	
4:00 PM	0	0	0	0	125	420	716	0	13	41	591	0	0	0	0	0	1906	0
4:15 PM	0	0	0	0	115	408	716	0	17	48	544	0	0	0	0	0	1848	0
4:30 PM	0	0	0	0	123	404	670	0	16	44	489	0	0	2	0	0	1746	2
4:45 PM	0	0	0	0	122	392	612	0	11	36	440	0	0	2	0	0	1613	2
5:00 PM	0	0	0	0	113	352	558	0	6	30	365	0	0	2	0	0	1424	2

INTERSECTION: *N Portland Rd--N Marine Dr--*
 PROJECT ID#:
 QC JOB #: 10247180

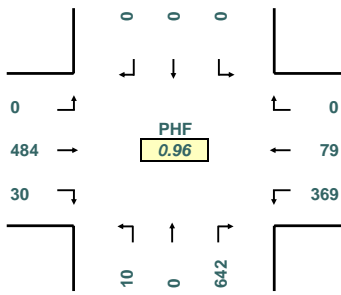
START TIME: 4:00 PM
 END TIME: 6:00 PM
 DATE: 4/11/2007



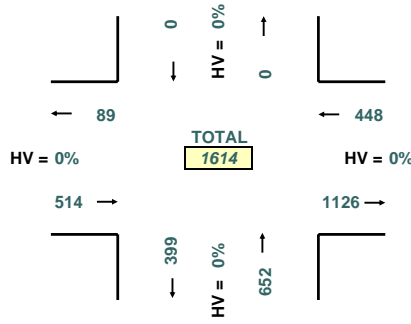
16285 SW 85th Avenue, Ste. 302
 Tigard, OR 97224
 Phone: 503-620-4242
 Fax: 503 620-4545

www.qualitycounts.net

PEAK HOUR TURNING MOVEMENTS



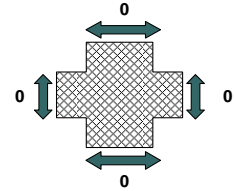
PEAK HOUR LINK VOLUMES



PEAK HOUR: 4:00 PM TO 5:00 PM

PEAK 15 MINUTES: 4:15 PM TO 4:30 PM

PEAK HOUR PED CROSSING VOLUMES



5-MINUTE COUNT PERIOD BEGINNING AT	N Portland Rd-- (Southbound)			N Marine Dr-- (Westbound)			N Portland Rd-- (Northbound)			N Marine Dr-- (Eastbound)			Crosswalk Usage (Peds By Approach)				TOTAL	
	Right	Thru	Left	Right	Thru	Left	Right	Thru	Left	Right	Thru	Left	North	East	South	West	Veh	Peds
4:00 PM	0	0	0	0	8	29	45	0	0	2	30	0	0	0	0	0	114	0
4:05 PM	0	0	0	0	6	27	52	0	0	2	52	0	0	0	0	0	139	0
4:10 PM	0	0	0	0	13	27	51	0	0	2	49	0	0	0	0	0	142	0
4:15 PM	0	0	0	0	6	39	47	0	0	5	51	0	0	0	0	0	148	0
4:20 PM	0	0	0	0	3	23	51	0	0	2	44	0	0	0	0	0	123	0
4:25 PM	0	0	0	0	6	37	65	0	2	1	38	0	0	0	0	0	149	0
4:30 PM	0	0	0	0	3	21	54	0	1	2	26	0	0	0	0	0	107	0
4:35 PM	0	0	0	0	3	42	58	0	0	2	39	0	0	0	0	0	144	0
4:40 PM	0	0	0	0	8	24	58	0	2	3	41	0	0	0	0	0	136	0
4:45 PM	0	0	0	0	6	43	68	0	2	2	39	0	0	0	0	0	160	0
4:50 PM	0	0	0	0	9	29	37	0	2	4	37	0	0	0	0	0	118	0
4:55 PM	0	0	0	0	8	28	56	0	1	3	38	0	0	0	0	0	134	0
5:00 PM	0	0	0	0	4	21	51	0	1	2	25	0	0	0	0	0	104	0
5:05 PM	0	0	0	0	6	20	40	0	1	4	47	0	0	0	0	0	118	0
5:10 PM	0	0	0	0	14	40	57	0	0	2	33	0	0	0	0	0	146	0
5:15 PM	0	0	0	0	10	28	57	0	0	3	42	0	0	0	0	0	140	0
5:20 PM	0	0	0	0	7	34	37	0	0	1	32	0	0	0	0	0	111	0
5:25 PM	0	0	0	0	8	36	31	0	1	4	19	0	2	0	0	0	99	2
5:30 PM	0	0	0	0	9	26	38	0	0	0	31	0	0	0	0	0	104	0
5:35 PM	0	0	0	0	6	29	40	0	0	1	24	0	0	0	0	0	100	0
5:40 PM	0	0	0	0	3	28	43	0	0	0	20	0	0	0	0	0	94	0
5:45 PM	0	0	0	0	6	18	60	0	0	1	24	0	0	0	0	0	109	0
5:50 PM	0	0	0	0	5	16	30	0	0	2	16	0	0	0	0	0	69	0
5:55 PM	0	0	0	0	5	31	25	0	0	2	9	0	0	0	0	0	72	0
HOURLY TOTALS	Southbound			Westbound			Northbound			Eastbound			Pedestrians By Approach				TOTAL	
4:00 PM	0	0	0	0	79	369	642	0	10	30	484	0	0	0	0	0	1614	0
4:15 PM	0	0	0	0	76	367	642	0	12	32	458	0	0	0	0	0	1587	0
4:30 PM	0	0	0	0	86	366	604	0	11	32	418	0	0	2	0	0	1517	2
4:45 PM	0	0	0	0	90	362	555	0	8	26	387	0	0	2	0	0	1428	2
5:00 PM	0	0	0	0	83	327	509	0	3	22	322	0	0	2	0	0	1266	2

INTERSECTION: *N Portland Rd--N Marine Dr--*
 PROJECT ID#:
 QC JOB #: 10247180

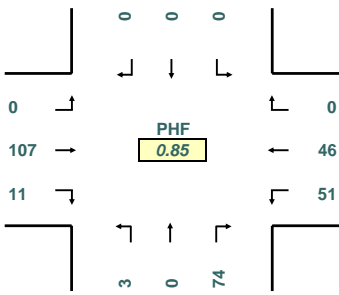
START TIME: 4:00 PM
 END TIME: 6:00 PM
 DATE: 4/11/2007



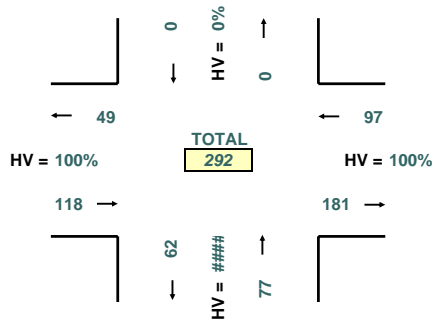
16285 SW 85th Avenue, Ste. 302
 Tigard, OR 97224
 Phone: 503-620-4242
 Fax: 503 620-4545

www.qualitycounts.net

PEAK HOUR TURNING MOVEMENTS



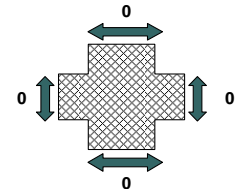
PEAK HOUR LINK VOLUMES



PEAK HOUR: 4:00 PM TO 5:00 PM

PEAK 15 MINUTES: 4:00 PM TO 4:15 PM

PEAK HOUR PED CROSSING VOLUMES



5-MINUTE COUNT PERIOD BEGINNING AT	N Portland Rd-- (Southbound)			N Marine Dr-- (Westbound)			N Portland Rd-- (Northbound)			N Marine Dr-- (Eastbound)			Crosswalk Usage (Peds By Approach)				TOTAL	
	Right	Thru	Left	Right	Thru	Left	Right	Thru	Left	Right	Thru	Left	North	East	South	West	Veh	Peds
4:00 PM	0	0	0	0	6	4	6	0	1	0	5	0	0	0	0	0	22	0
4:05 PM	0	0	0	0	5	5	6	0	0	1	11	0	0	0	0	0	28	0
4:10 PM	0	0	0	0	7	7	9	0	0	2	11	0	0	0	0	0	36	0
4:15 PM	0	0	0	0	3	1	2	0	0	1	12	0	0	0	0	0	19	0
4:20 PM	0	0	0	0	2	8	14	0	0	1	5	0	0	0	0	0	30	0
4:25 PM	0	0	0	0	4	2	4	0	0	2	14	0	0	0	0	0	26	0
4:30 PM	0	0	0	0	2	1	8	0	1	2	10	0	0	0	0	0	24	0
4:35 PM	0	0	0	0	5	6	5	0	0	0	10	0	0	0	0	0	26	0
4:40 PM	0	0	0	0	7	3	6	0	1	0	10	0	0	0	0	0	27	0
4:45 PM	0	0	0	0	1	5	2	0	0	2	6	0	0	0	0	0	16	0
4:50 PM	0	0	0	0	1	5	6	0	0	0	9	0	0	0	0	0	21	0
4:55 PM	0	0	0	0	3	4	6	0	0	0	4	0	0	0	0	0	17	0
5:00 PM	0	0	0	0	4	1	6	0	2	0	0	0	0	0	0	0	13	0
5:05 PM	0	0	0	0	2	3	7	0	1	4	0	0	0	0	0	0	17	0
5:10 PM	0	0	0	0	5	2	8	0	0	4	6	0	0	0	0	0	25	0
5:15 PM	0	0	0	0	3	3	4	0	0	0	3	0	0	0	0	0	13	0
5:20 PM	0	0	0	0	2	1	4	0	0	0	6	0	0	0	0	0	13	0
5:25 PM	0	0	0	0	2	4	4	0	0	0	7	0	0	0	0	0	17	0
5:30 PM	0	0	0	0	3	2	3	0	0	0	2	0	0	0	0	0	10	0
5:35 PM	0	0	0	0	6	0	2	0	0	0	4	0	0	0	0	0	12	0
5:40 PM	0	0	0	0	0	0	5	0	0	0	6	0	0	0	0	0	11	0
5:45 PM	0	0	0	0	2	1	1	0	0	0	2	0	0	0	0	0	6	0
5:50 PM	0	0	0	0	1	4	2	0	0	0	2	0	0	0	0	0	9	0
5:55 PM	0	0	0	0	0	4	3	0	0	0	5	0	0	0	0	0	12	0
HOURLY TOTALS	Southbound			Westbound			Northbound			Eastbound			Pedestrians By Approach				TOTAL	
4:00 PM	0	0	0	0	46	51	74	0	3	11	107	0	0	0	0	0	292	0
4:15 PM	0	0	0	0	39	41	74	0	5	16	86	0	0	0	0	0	261	0
4:30 PM	0	0	0	0	37	38	66	0	5	12	71	0	0	0	0	0	229	0
4:45 PM	0	0	0	0	32	30	57	0	3	10	53	0	0	0	0	0	185	0
5:00 PM	0	0	0	0	30	25	49	0	3	8	43	0	0	0	0	0	158	0