

Columbia River **CROSSING**

City of Vancouver Count Data VCCV - 2005



City of Vancouver Count Data

VCCV - 2005

Table of Contents

1.	How to Use This Document	3
2.	City of Vancouver Intersection Table	4
3.	City of Vancouver Intersection Map	5
4.	Vancouver AM Turning Movement Counts	6-137
5.	Vancouver PM Turning Movement Counts	138-269

City of Vancouver Count Data VCCV - 2005

Introduction

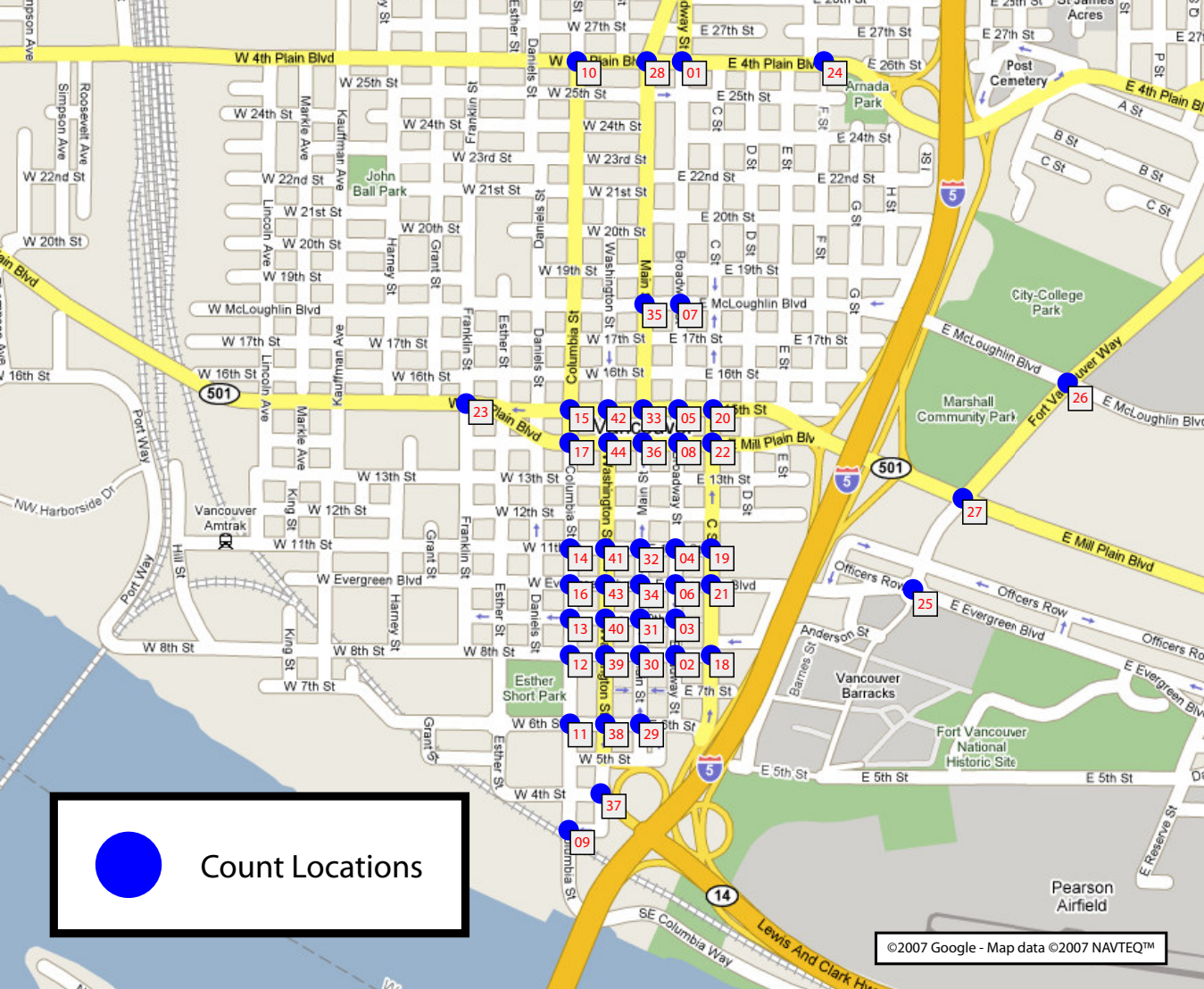
This document summarizes the intersection data previously collected by the City of Vancouver as part of the Vancouver City Center Vision & Subarea Plan. Data from 44 of the study intersections was provided for use by the Columbia River Crossing project. The data was collected over several days during May, June and August 2005.

How to Use this Document

Page 4 contains a table that lists all 44 intersections where data is available for viewing. Page 5 shows a map of all intersections labeled using the intersection numbers from the intersection table. By moving the cursor over the columns listing 'AM' or 'PM', and clicking the mouse, the user is able to go directly to the three pages of data provided for each intersection, for each time period. The first page of data contains the total vehicle summary, the second page is the heavy vehicle summary and the third page of data contains the peak hour summary and the bicycle and pedestrian count data.

City of Vancouver Count Data Locations

Intersection #	N/S street	E/W street	Time period	
1	Broadway	4 th Plain	AM	PM
2	Broadway	8 th St	AM	PM
3	Broadway	9 th St	AM	PM
4	Broadway	11 th St	AM	PM
5	Broadway	15 th St	AM	PM
6	Broadway	Evergreen Blvd	AM	PM
7	Broadway	McLoughlin Blvd	AM	PM
8	Broadway	Mill Plain Blvd	AM	PM
9	Columbia Blvd	3 rd St	AM	PM
10	Columbia Blvd	4 th Plain	AM	PM
11	Columbia Blvd	6 th St	AM	PM
12	Columbia Blvd	8 th St	AM	PM
13	Columbia Blvd	9 th St	AM	PM
14	Columbia Blvd	11 th St	AM	PM
15	Columbia Blvd	15 th St	AM	PM
16	Columbia Blvd	Evergreen Blvd	AM	PM
17	Columbia Blvd	Mill Plain Blvd	AM	PM
18	C St	8 th St	AM	PM
19	C St	11 th St	AM	PM
20	C St	15 th St	AM	PM
21	C St	Evergreen Blvd	AM	PM
22	C St	Mill Plain Blvd	AM	PM
23	Franklin St	Mill Plain Blvd	AM	PM
24	F St	4 th Plain	AM	PM
25	Fort Vancouver Way	Evergreen Blvd	AM	PM
26	Fort Vancouver Way	McLoughlin Blvd	AM	PM
27	Fort Vancouver Way	Mill Plain Blvd	AM	PM
28	Main St	4 th Plain	AM	PM
29	Main St	6 th St	AM	PM
30	Main St	8 th St	AM	PM
31	Main St	9 th St	AM	PM
32	Main St	11 th St	AM	PM
33	Main St	15 th St	AM	PM
34	Main St	Evergreen Blvd	AM	PM
35	Main St	McLoughlin Blvd	AM	PM
36	Main St	Mill Plain Blvd	AM	PM
37	Washington St	4 th St	AM	PM
38	Washington St	6 th St	AM	PM
39	Washington St	8 th St	AM	PM
40	Washington St	9 th St	AM	PM
41	Washington St	11 th St	AM	PM
42	Washington St	15 th St	AM	PM
43	Washington St	Evergreen Blvd	AM	PM
44	Washington St	Mill Plain Blvd	AM	PM



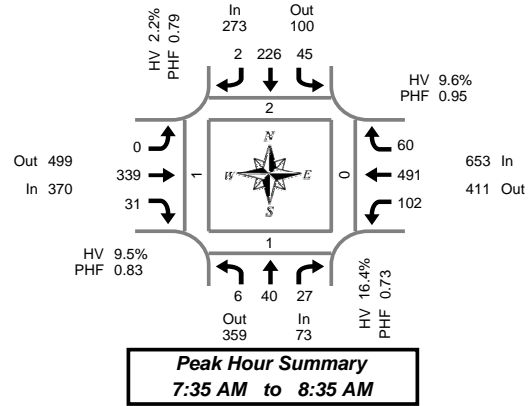


Count Locations

Total Vehicle Summary



Clay Carney
(503) 833-2740



Broadway St & 4th Plain Blvd

Tuesday, June 07, 2005
7:00 AM to 9:00 AM

5-Minute Interval Summary 7:00 AM to 9:00 AM

Interval Start Time	Northbound Broadway St				Southbound Broadway St				Eastbound 4th Plain Blvd				Westbound 4th Plain Blvd				Interval Total	Pedestrians Crosswalk			
	L	T	R	Bikes	L	T	R	Bikes	L	T	R	Bikes	L	T	R	Bikes		North	South	East	West
07:00	1	1	0	0	7	34	1	0	0	23	1	0	2	22	1	0	93	0	0	0	0
07:05	3	2	1	0	11	22	1	0	0	31	3	0	1	24	1	0	100	0	0	0	0
07:10	0	2	0	0	5	18	0	0	0	36	4	0	3	27	2	0	97	0	0	0	0
07:15	1	4	1	0	8	24	2	0	0	27	2	0	4	34	1	0	108	0	0	0	0
07:20	1	4	0	0	6	30	1	0	0	29	1	0	8	43	2	2	125	0	0	1	0
07:25	0	6	1	0	8	16	0	1	0	23	3	0	4	27	2	0	90	0	0	0	0
07:30	1	2	2	0	3	18	0	0	0	23	6	0	6	41	3	0	105	1	0	0	0
07:35	0	3	5	0	5	27	0	0	0	27	1	0	11	38	7	0	124	0	0	0	0
07:40	1	0	1	0	5	19	0	0	0	34	4	0	3	53	10	0	130	0	0	0	0
07:45	1	2	5	0	9	21	0	0	0	21	2	0	5	41	4	0	111	0	0	0	0
07:50	0	4	1	0	1	20	0	0	0	19	3	0	7	44	3	0	102	0	0	0	0
07:55	0	2	3	0	4	26	0	0	0	23	4	0	11	35	5	0	113	1	0	0	0
08:00	0	2	0	0	7	13	0	0	0	20	2	0	17	42	2	0	105	0	0	0	0
08:05	0	2	3	0	2	18	0	0	0	29	5	0	9	37	7	0	112	0	1	0	0
08:10	0	5	5	1	2	18	0	0	0	32	1	0	11	38	4	0	116	0	0	0	0
08:15	2	3	1	0	1	19	1	0	0	31	1	0	6	40	3	0	108	0	0	0	0
08:20	0	8	1	0	4	14	0	0	0	34	5	0	6	42	6	0	120	0	0	0	0
08:25	1	4	1	0	2	15	1	1	0	37	1	0	7	42	5	0	116	0	0	0	0
08:30	1	5	1	0	3	16	0	0	0	32	2	0	9	39	4	0	112	1	0	0	1
08:35	0	6	4	0	2	6	0	0	0	41	3	0	4	34	3	0	103	0	0	0	1
08:40	3	8	2	0	2	9	0	0	0	38	2	0	13	26	8	0	111	1	0	0	0
08:45	0	10	3	0	1	4	2	0	0	26	5	0	8	30	6	0	95	0	0	0	0
08:50	1	6	4	0	0	5	0	0	0	15	2	0	8	36	5	0	82	0	0	1	0
08:55	0	6	1	0	2	13	0	0	0	26	1	0	9	41	4	0	103	0	0	0	0
Total Survey	17	97	46	1	100	425	9	2	0	677	64	0	172	876	98	2	2,581	4	1	2	2

15-Minute Interval Summary 7:00 AM to 9:00 AM

Interval Start Time	Northbound Broadway St				Southbound Broadway St				Eastbound 4th Plain Blvd				Westbound 4th Plain Blvd				Interval Total	Pedestrians Crosswalk			
	L	T	R	Bikes	L	T	R	Bikes	L	T	R	Bikes	L	T	R	Bikes		North	South	East	West
07:00	4	5	1	0	23	74	2	0	0	90	8	0	6	73	4	0	290	0	0	0	0
07:15	2	14	2	0	22	70	3	1	0	79	6	0	16	104	5	2	323	0	0	1	0
07:30	2	5	8	0	13	64	0	0	0	84	11	0	20	132	20	0	359	1	0	0	0
07:45	1	8	9	0	14	67	0	0	0	63	9	0	23	120	12	0	326	1	0	0	0
08:00	0	9	8	1	11	49	0	0	0	81	8	0	37	117	13	0	333	0	1	0	0
08:15	3	15	3	0	7	48	2	1	0	102	7	0	19	124	14	0	344	0	0	0	0
08:30	4	19	7	0	7	31	0	0	0	111	7	0	26	99	15	0	326	2	0	0	2
08:45	1	22	8	0	3	22	2	0	0	67	8	0	25	107	15	0	280	0	0	1	0
Total Survey	17	97	46	1	100	425	9	2	0	677	64	0	172	876	98	2	2,581	4	1	2	2

Peak Hour Summary 7:35 AM to 8:35 AM

By Approach	Northbound Broadway St				Southbound Broadway St				Eastbound 4th Plain Blvd				Westbound 4th Plain Blvd				Total	Pedestrians Crosswalk			
	In	Out	Total	Bikes	In	Out	Total	Bikes	In	Out	Total	Bikes	In	Out	Total	Bikes		North	South	East	West
Volume	73	359	432	1	273	100	373	1	370	499	869	0	653	411	1,064	0	1,369	2	1	0	1
%HV	16.4%				2.2%				9.5%				9.6%				8.5%				
PHF	0.73				0.79				0.83				0.95				0.94				

By Movement	Northbound Broadway St				Southbound Broadway St				Eastbound 4th Plain Blvd				Westbound 4th Plain Blvd				Total
	L	T	R	Total	L	T	R	Total	L	T	R	Total	L	T	R	Total	
Volume	6	40	27	73	45	226	2	273	0	339	31	370	102	491	60	653	1,369
%HV	0.0%	17.5%	18.5%	16.4%	4.4%	1.8%	0.0%	2.2%	0.0%	10.3%	0.0%	9.5%	2.0%	12.0%	3.3%	9.6%	8.5%
PHF	0.50	0.59	0.61	0.73	0.59	0.84	0.25	0.79	0.00	0.82	0.70	0.83	0.69	0.89	0.71	0.95	0.94

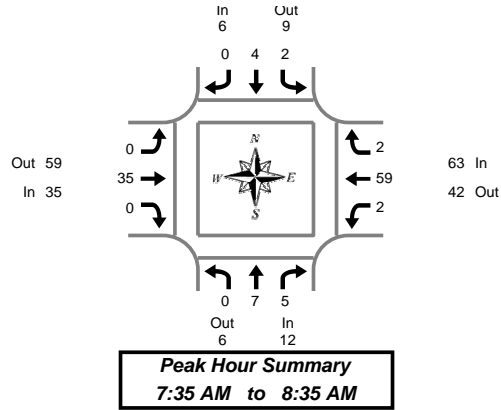
Rolling Hour Summary 7:00 AM to 9:00 AM

Interval Start Time	Northbound Broadway St				Southbound Broadway St				Eastbound 4th Plain Blvd				Westbound 4th Plain Blvd				Interval Total	Pedestrians Crosswalk			
	L	T	R	Bikes	L	T	R	Bikes	L	T	R	Bikes	L	T	R	Bikes		North	South	East	West
07:00	9	32	20	0	72	275	5	1	0	316	34	0	65	429	41	2	1,298	2	0	1	0
07:15	5	36	27	1	60	250	3	1	0	307	34	0	96	473	50	2	1,341	2	1	1	0
07:30	6	37	28	1	45	228	2	1	0	330	35	0	99	493	59	0	1,362	2	1	0	0
07:45	8	51	27	1	39	195	2	1	0	357	31	0	105	460	54	0	1,329	3	1	0	2
08:00	8	65	26	1	28	150	4	1	0	361	30	0	107	447	57	0	1,283	2	1	1	2

Heavy Vehicle Summary



Clay Carney
(503) 833-2740



Broadway St & 4th Plain Blvd

Tuesday, June 07, 2005
7:00 AM to 9:00 AM

Heavy Vehicle 5-Minute Interval Summary 7:00 AM to 9:00 AM

Interval Start Time	Northbound Broadway St				Southbound Broadway St				Eastbound 4th Plain Blvd				Westbound 4th Plain Blvd				Interval Total
	L	T	R	Total	L	T	R	Total	L	T	R	Total	L	T	R	Total	
07:00	0	0	0	0	0	0	0	0	0	3	0	3	0	7	0	7	10
07:05	0	2	1	3	0	0	0	0	0	2	0	2	0	5	0	5	10
07:10	0	1	0	1	0	0	0	0	0	4	0	4	0	1	0	1	6
07:15	0	2	1	3	0	0	0	0	0	2	0	2	0	4	0	4	9
07:20	0	2	0	2	0	0	0	0	0	3	0	3	0	5	0	5	10
07:25	0	0	0	0	0	0	0	0	0	4	0	4	0	2	0	2	6
07:30	0	1	0	1	0	1	0	1	0	2	0	2	0	2	0	2	6
07:35	0	0	2	2	0	0	0	0	0	2	0	2	0	6	0	6	10
07:40	0	0	0	0	0	1	0	1	0	5	0	5	0	3	1	4	10
07:45	0	0	0	0	2	0	0	2	0	3	0	3	0	2	0	2	7
07:50	0	1	0	1	0	0	0	0	0	2	0	2	0	2	1	3	6
07:55	0	1	1	2	0	1	0	1	0	3	0	3	1	5	0	6	12
08:00	0	1	0	1	0	1	0	1	0	1	0	1	1	5	0	6	9
08:05	0	0	1	1	0	0	0	0	0	3	0	3	0	10	0	10	14
08:10	0	0	0	0	0	0	0	0	0	3	0	3	0	9	0	9	12
08:15	0	1	0	1	0	1	0	1	0	4	0	4	0	2	0	2	8
08:20	0	0	0	0	0	0	0	0	0	5	0	5	0	6	0	6	11
08:25	0	2	1	3	0	0	0	0	0	2	0	2	0	3	0	3	8
08:30	0	1	0	1	0	0	0	0	0	2	0	2	0	6	0	6	9
08:35	0	1	3	4	0	0	0	0	0	3	0	3	0	9	0	9	16
08:40	0	1	1	2	0	1	0	1	0	1	0	1	0	6	0	6	10
08:45	0	1	1	2	0	0	0	0	0	5	0	5	0	1	0	1	8
08:50	0	0	1	1	0	0	0	0	0	3	0	3	0	6	0	6	10
08:55	0	2	0	2	0	0	0	0	0	3	0	3	0	8	0	8	13
Total Survey	0	20	13	33	2	6	0	8	0	70	0	70	2	115	2	119	230

Heavy Vehicle 15-Minute Interval Summary 7:00 AM to 9:00 AM

Interval Start Time	Northbound Broadway St				Southbound Broadway St				Eastbound 4th Plain Blvd				Westbound 4th Plain Blvd				Interval Total
	L	T	R	Total	L	T	R	Total	L	T	R	Total	L	T	R	Total	
07:00	0	3	1	4	0	0	0	0	0	9	0	9	0	13	0	13	26
07:15	0	4	1	5	0	0	0	0	0	9	0	9	0	11	0	11	25
07:30	0	1	2	3	0	2	0	2	0	9	0	9	0	11	1	12	26
07:45	0	2	1	3	2	1	0	3	0	8	0	8	1	9	1	11	25
08:00	0	1	1	2	0	1	0	1	0	7	0	7	1	24	0	25	35
08:15	0	3	1	4	0	1	0	1	0	11	0	11	0	11	0	11	27
08:30	0	3	4	7	0	1	0	1	0	6	0	6	0	21	0	21	35
08:45	0	3	2	5	0	0	0	0	0	11	0	11	0	15	0	15	31
Total Survey	0	20	13	33	2	6	0	8	0	70	0	70	2	115	2	119	230

Heavy Vehicle Peak Hour Summary 7:35 AM to 8:35 AM

By Approach	Northbound Broadway St			Southbound Broadway St			Eastbound 4th Plain Blvd			Westbound 4th Plain Blvd			Total
	In	Out	Total	In	Out	Total	In	Out	Total	In	Out	Total	
Volume	12	6	18	6	9	15	35	59	94	63	42	105	116
PHF	0.75			0.50			0.73			0.63			0.83

By Movement	Northbound Broadway St				Southbound Broadway St				Eastbound 4th Plain Blvd				Westbound 4th Plain Blvd				Total
	L	T	R	Total	L	T	R	Total	L	T	R	Total	L	T	R	Total	
Volume	0	7	5	12	2	4	0	6	0	35	0	35	2	59	2	63	116
PHF	0.00	0.58	0.63	0.75	0.25	0.50	0.00	0.50	0.00	0.73	0.00	0.73	0.25	0.61	0.25	0.63	0.83

Heavy Vehicle Rolling Hour Summary 7:00 AM to 9:00 AM

Interval Start Time	Northbound Broadway St				Southbound Broadway St				Eastbound 4th Plain Blvd				Westbound 4th Plain Blvd				Interval Total
	L	T	R	Total	L	T	R	Total	L	T	R	Total	L	T	R	Total	
07:00	0	0	0	0	0	0	0	0	0	0	0	0	0	0	0	0	0
07:05	0	10	5	15	2	3	0	5	0	35	0	35	1	44	2	47	102
07:15	0	8	5	13	2	4	0	6	0	33	0	33	2	55	2	59	111
07:30	0	7	5	12	2	5	0	7	0	35	0	35	2	55	2	59	113
07:45	0	9	7	16	2	4	0	6	0	32	0	32	2	65	1	68	122
08:00	0	10	8	18	0	3	0	3	0	35	0	35	1	71	0	72	128

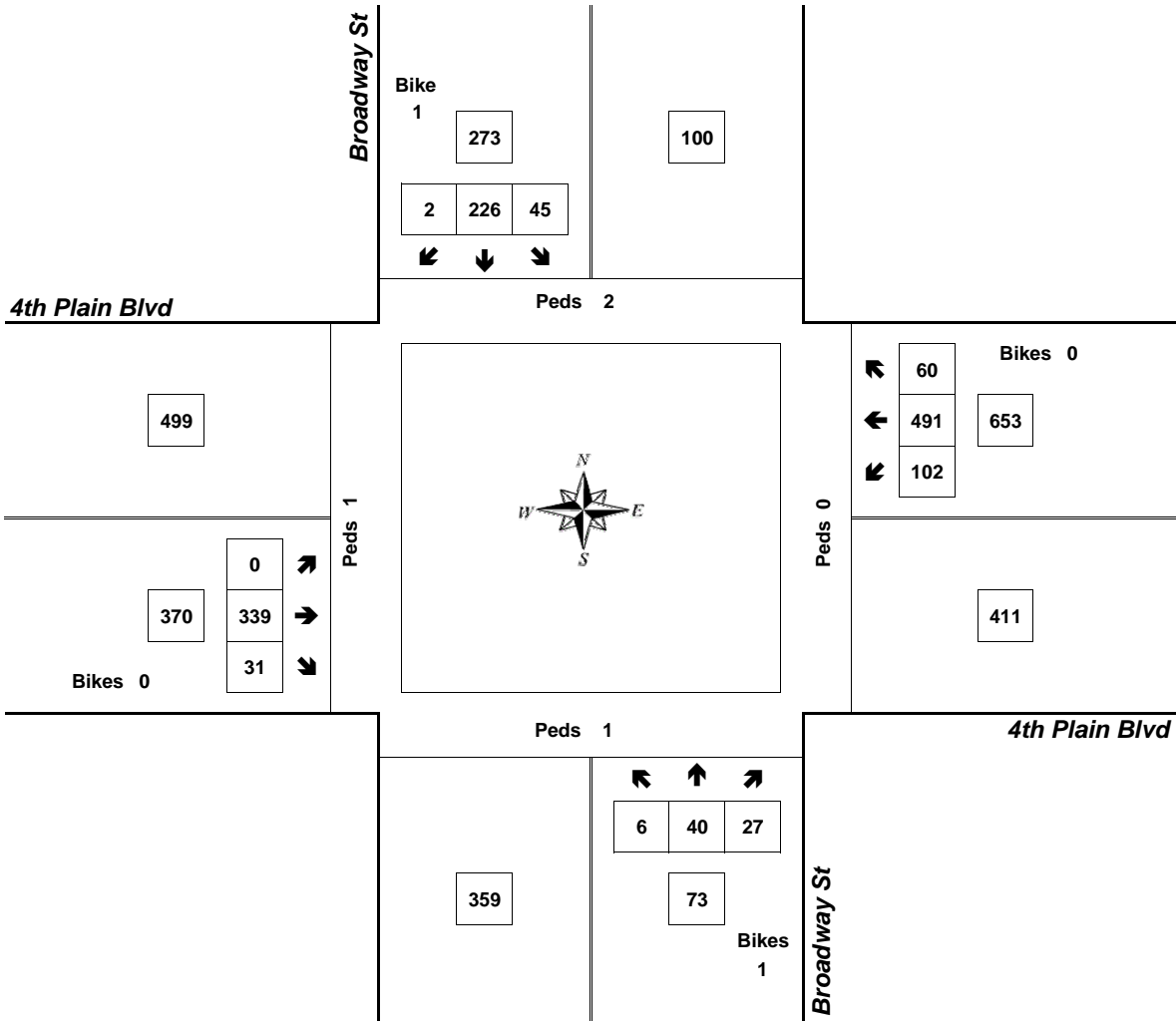
Peak Hour Summary



Clay Carney
(503) 833-2740

Broadway St & 4th Plain Blvd

7:35 AM to 8:35 AM
Tuesday, June 07, 2005



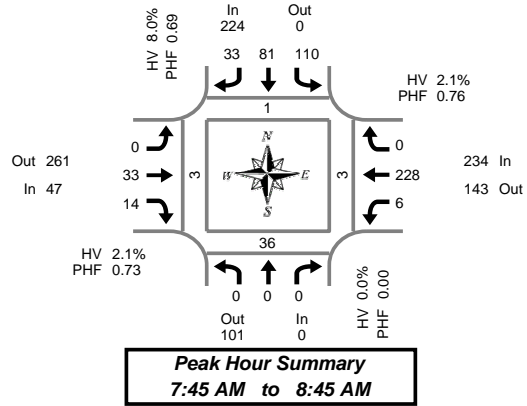
Approach	PHF	HV%	Volume
EB	0.83	9.5%	370
WB	0.95	9.6%	653
NB	0.73	16.4%	73
SB	0.79	2.2%	273
Intersection	0.94	8.5%	1,369

Count Period: 7:00 AM to 9:00 AM

Total Vehicle Summary



Clay Carney
(503) 833-2740



Broadway St & 8th St

Thursday, June 02, 2005
7:00 AM to 9:00 AM

5-Minute Interval Summary 7:00 AM to 9:00 AM

Interval Start Time	Northbound Broadway St				Southbound Broadway St				Eastbound 8th St				Westbound 8th St				Interval Total	Pedestrians Crosswalk				
	L	T	R	Bikes	L	T	R	Bikes	L	T	R	Bikes	L	T	R	Bikes		North	South	East	West	
07:00	0	0	0	0	2	3	2	0	0	2	0	0	0	7	0	0	0	16	0	1	0	0
07:05	0	0	0	0	3	2	0	0	0	1	0	0	0	9	0	0	0	15	0	0	0	0
07:10	0	0	0	0	4	8	2	0	0	1	0	0	1	8	0	1	24	1	1	0	1	
07:15	0	0	0	0	2	3	2	0	0	1	1	0	0	9	0	0	18	0	2	1	0	
07:20	0	0	0	0	4	2	3	0	0	1	1	0	0	18	0	0	29	1	1	0	1	
07:25	0	0	0	0	4	5	0	0	0	1	0	0	0	10	0	0	20	0	2	0	0	
07:30	0	0	0	0	8	3	0	1	0	1	1	0	2	16	0	0	31	2	1	0	0	
07:35	0	0	0	0	3	4	2	0	0	4	0	0	0	19	0	0	32	1	1	0	1	
07:40	0	0	0	0	4	4	3	0	0	2	1	0	0	15	0	0	29	1	0	1	0	
07:45	0	0	0	0	3	5	3	0	0	3	3	0	0	22	0	0	39	0	3	0	1	
07:50	0	0	0	0	11	5	1	0	0	3	1	0	1	17	0	0	39	0	2	0	0	
07:55	0	0	0	0	12	11	2	0	0	5	1	0	0	22	0	0	53	0	7	0	1	
08:00	0	0	0	0	15	4	3	0	0	1	0	0	1	27	0	1	51	0	3	0	0	
08:05	0	0	0	0	19	12	3	0	0	2	0	0	0	27	0	0	63	0	3	0	0	
08:10	0	0	0	0	10	4	2	0	0	4	0	0	1	17	0	0	38	0	3	0	1	
08:15	0	0	0	0	13	7	2	1	0	3	0	0	0	16	0	0	41	0	3	1	0	
08:20	0	0	0	0	7	6	4	0	0	2	1	0	0	24	0	0	44	0	2	0	0	
08:25	0	0	0	0	2	5	2	0	0	5	4	0	0	14	0	0	32	0	3	1	0	
08:30	0	0	0	0	5	4	4	0	0	1	2	0	1	15	0	0	32	0	3	0	0	
08:35	0	0	0	0	4	11	2	0	0	1	1	0	1	13	0	0	33	0	2	0	0	
08:40	0	0	0	0	9	7	5	0	0	3	1	0	1	14	0	0	40	1	2	1	0	
08:45	0	0	0	0	8	7	1	0	0	1	1	0	2	15	0	0	35	0	2	0	0	
08:50	0	0	0	0	7	9	1	0	0	5	0	1	0	9	0	0	31	0	2	0	0	
08:55	0	0	0	0	10	5	1	0	0	4	3	0	1	10	0	0	34	0	2	1	0	
Total Survey	0	0	0	0	169	136	50	2	0	57	22	1	12	373	0	2	819	7	51	6	6	

15-Minute Interval Summary 7:00 AM to 9:00 AM

Interval Start Time	Northbound Broadway St				Southbound Broadway St				Eastbound 8th St				Westbound 8th St				Interval Total	Pedestrians Crosswalk			
	L	T	R	Bikes	L	T	R	Bikes	L	T	R	Bikes	L	T	R	Bikes		North	South	East	West
07:00	0	0	0	0	9	13	4	0	0	4	0	0	1	24	0	1	55	1	2	0	1
07:15	0	0	0	0	10	10	5	0	0	3	2	0	0	37	0	0	67	1	5	1	1
07:30	0	0	0	0	15	11	5	1	0	7	2	0	2	50	0	0	92	4	2	1	1
07:45	0	0	0	0	26	21	6	0	0	11	5	0	1	61	0	0	131	0	12	0	2
08:00	0	0	0	0	44	20	8	0	0	7	0	0	2	71	0	1	152	0	9	0	1
08:15	0	0	0	0	22	18	8	1	0	10	5	0	0	54	0	0	117	0	8	2	0
08:30	0	0	0	0	18	22	11	0	0	5	4	0	3	42	0	0	105	1	7	1	0
08:45	0	0	0	0	25	21	3	0	0	10	4	1	3	34	0	0	100	0	6	1	0
Total Survey	0	0	0	0	169	136	50	2	0	57	22	1	12	373	0	2	819	7	51	6	6

Peak Hour Summary 7:45 AM to 8:45 AM

By Approach	Northbound Broadway St				Southbound Broadway St				Eastbound 8th St				Westbound 8th St				Total	Pedestrians Crosswalk			
	In	Out	Total	Bikes	In	Out	Total	Bikes	In	Out	Total	Bikes	In	Out	Total	Bikes		North	South	East	West
Volume	0	101	101	0	224	0	224	1	47	261	308	0	234	143	377	1	505	1	36	3	3
%HV	0.0%				8.0%				2.1%				2.1%				4.8%				
PHF	0.00				0.69				0.73				0.76				0.76				

By Movement	Northbound Broadway St				Southbound Broadway St				Eastbound 8th St				Westbound 8th St				Total
	L	T	R	Total	L	T	R	Total	L	T	R	Total	L	T	R	Total	
Volume	0	0	0	0	110	81	33	224	0	33	14	47	6	228	0	234	505
%HV	0.0%	0.0%	0.0%	0.0%	0.0%	13.6%	21.2%	8.0%	0.0%	3.0%	0.0%	2.1%	0.0%	2.2%	0.0%	2.1%	4.8%
PHF	0.00	0.00	0.00	0.00	0.60	0.75	0.75	0.69	0.00	0.75	0.50	0.73	0.50	0.75	0.00	0.76	0.76

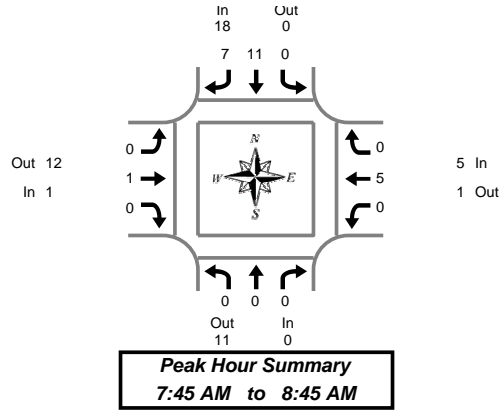
Rolling Hour Summary 7:00 AM to 9:00 AM

Interval Start Time	Northbound Broadway St				Southbound Broadway St				Eastbound 8th St				Westbound 8th St				Interval Total	Pedestrians Crosswalk			
	L	T	R	Bikes	L	T	R	Bikes	L	T	R	Bikes	L	T	R	Bikes		North	South	East	West
07:00	0	0	0	0	60	55	20	1	0	25	9	0	4	172	0	1	345	6	21	2	5
07:15	0	0	0	0	95	62	24	1	0	28	9	0	5	219	0	1	442	5	28	2	5
07:30	0	0	0	0	107	70	27	2	0	35	12	0	5	236	0	1	492	4	31	3	4
07:45	0	0	0	0	110	81	33	1	0	33	14	0	6	228	0	1	505	1	36	3	3
08:00	0	0	0	0	109	81	30	1	0	32	13	1	8	201	0	1	474	1	30	4	1

Heavy Vehicle Summary



Clay Carney
(503) 833-2740



Broadway St & 8th St

Thursday, June 02, 2005
7:00 AM to 9:00 AM

Heavy Vehicle 5-Minute Interval Summary 7:00 AM to 9:00 AM

Interval Start Time	Northbound Broadway St				Southbound Broadway St				Eastbound 8th St				Westbound 8th St				Interval Total
	L	T	R	Total	L	T	R	Total	L	T	R	Total	L	T	R	Total	
07:00	0	0	0	0	0	1	1	2	0	0	0	0	0	0	0	0	2
07:05	0	0	0	0	0	0	0	0	0	0	0	0	0	0	0	0	0
07:10	0	0	0	0	0	3	0	3	0	0	0	0	0	0	0	0	3
07:15	0	0	0	0	0	0	1	1	0	0	1	1	0	1	0	1	3
07:20	0	0	0	0	0	0	2	2	0	0	0	0	0	0	0	0	2
07:25	0	0	0	0	0	1	0	1	0	0	0	0	0	2	0	2	3
07:30	0	0	0	0	0	1	0	1	0	0	0	0	0	1	0	1	2
07:35	0	0	0	0	0	0	1	1	0	0	0	0	0	1	0	1	2
07:40	0	0	0	0	0	2	0	2	0	0	0	0	0	0	0	0	2
07:45	0	0	0	0	0	1	1	2	0	0	0	0	0	0	0	0	2
07:50	0	0	0	0	0	0	1	1	0	0	0	0	0	0	0	0	1
07:55	0	0	0	0	0	1	0	1	0	0	0	0	0	1	0	1	2
08:00	0	0	0	0	0	0	0	0	0	0	0	0	0	2	0	2	2
08:05	0	0	0	0	0	1	1	2	0	0	0	0	0	1	0	1	3
08:10	0	0	0	0	0	1	1	2	0	0	0	0	0	0	0	0	2
08:15	0	0	0	0	0	2	0	2	0	0	0	0	0	0	0	0	2
08:20	0	0	0	0	0	1	0	1	0	0	0	0	0	0	0	0	1
08:25	0	0	0	0	0	0	1	1	0	1	0	1	0	0	0	0	2
08:30	0	0	0	0	0	1	2	3	0	0	0	0	0	0	0	0	3
08:35	0	0	0	0	0	2	0	2	0	0	0	0	0	1	0	1	3
08:40	0	0	0	0	0	1	0	1	0	0	0	0	0	0	0	0	1
08:45	0	0	0	0	0	0	1	1	0	0	0	0	0	0	0	0	1
08:50	0	0	0	0	0	1	0	1	0	0	0	0	0	0	0	0	1
08:55	0	0	0	0	0	1	1	2	0	0	0	0	0	0	0	0	2
Total Survey	0	0	0	0	0	21	14	35	0	1	1	2	0	10	0	10	47

Heavy Vehicle 15-Minute Interval Summary 7:00 AM to 9:00 AM

Interval Start Time	Northbound Broadway St				Southbound Broadway St				Eastbound 8th St				Westbound 8th St				Interval Total
	L	T	R	Total	L	T	R	Total	L	T	R	Total	L	T	R	Total	
07:00	0	0	0	0	0	4	1	5	0	0	0	0	0	0	0	0	5
07:15	0	0	0	0	0	1	3	4	0	0	1	1	0	3	0	3	8
07:30	0	0	0	0	0	3	1	4	0	0	0	0	0	2	0	2	6
07:45	0	0	0	0	0	2	2	4	0	0	0	0	0	1	0	1	5
08:00	0	0	0	0	0	2	2	4	0	0	0	0	0	3	0	3	7
08:15	0	0	0	0	0	3	1	4	0	1	0	1	0	0	0	0	5
08:30	0	0	0	0	0	4	2	6	0	0	0	0	0	1	0	1	7
08:45	0	0	0	0	0	2	2	4	0	0	0	0	0	0	0	0	4
Total Survey	0	0	0	0	0	21	14	35	0	1	1	2	0	10	0	10	47

Heavy Vehicle Peak Hour Summary 7:45 AM to 8:45 AM

By Approach	Northbound Broadway St			Southbound Broadway St			Eastbound 8th St			Westbound 8th St			Total
	In	Out	Total	In	Out	Total	In	Out	Total	In	Out	Total	
Volume	0	11	11	18	0	18	1	12	13	5	1	6	24
PHF	0.00			0.75			0.25			0.31			0.75

By Movement	Northbound Broadway St				Southbound Broadway St				Eastbound 8th St				Westbound 8th St				Total
	L	T	R	Total	L	T	R	Total	L	T	R	Total	L	T	R	Total	
Volume	0	0	0	0	0	11	7	18	0	1	0	1	0	5	0	5	24
PHF	0.00	0.00	0.00	0.00	0.00	0.69	0.58	0.75	0.00	0.25	0.00	0.25	0.00	0.31	0.00	0.31	0.75

Heavy Vehicle Rolling Hour Summary 7:00 AM to 9:00 AM

Interval Start Time	Northbound Broadway St				Southbound Broadway St				Eastbound 8th St				Westbound 8th St				Interval Total
	L	T	R	Total	L	T	R	Total	L	T	R	Total	L	T	R	Total	
07:00	0	0	0	0	0	10	7	17	0	0	1	1	0	6	0	6	24
07:15	0	0	0	0	0	8	8	16	0	0	1	1	0	9	0	9	26
07:30	0	0	0	0	0	10	6	16	0	1	0	1	0	6	0	6	23
07:45	0	0	0	0	0	11	7	18	0	1	0	1	0	5	0	5	24
08:00	0	0	0	0	0	11	7	18	0	1	0	1	0	4	0	4	23

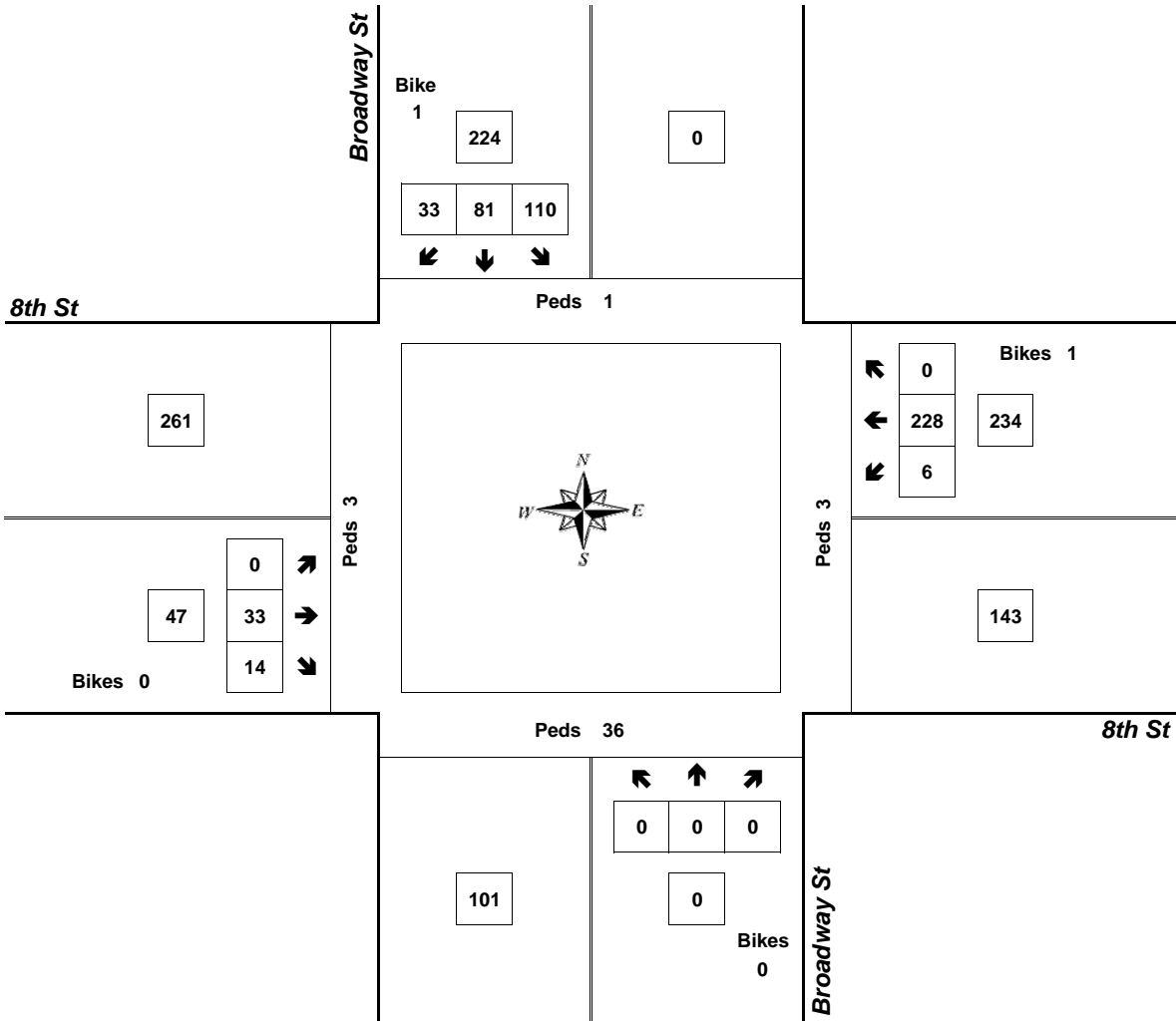
Peak Hour Summary



Clay Carney
(503) 833-2740

Broadway St & 8th St

7:45 AM to 8:45 AM
Thursday, June 02, 2005



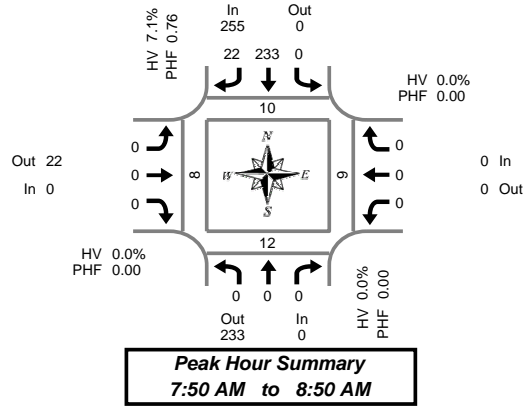
Approach	PHF	HV%	Volume
EB	0.73	2.1%	47
WB	0.76	2.1%	234
NB	0.00	0.0%	0
SB	0.69	8.0%	224
Intersection	0.76	4.8%	505

Count Period: 7:00 AM to 9:00 AM

Total Vehicle Summary



Clay Carney
(503) 833-2740



Broadway St & 9th St

Thursday, June 02, 2005
7:00 AM to 9:00 AM

5-Minute Interval Summary 7:00 AM to 9:00 AM

Interval Start Time	Northbound Broadway St				Southbound Broadway St				Eastbound 9th St				Westbound 9th St				Interval Total	Pedestrians Crosswalk			
	L	T	R	Bikes	L	T	R	Bikes	L	T	R	Bikes	L	T	R	Bikes		North	South	East	West
07:00	0	0	0	0	0	8	2	0	0	0	0	1	0	0	0	0	10	1	0	0	1
07:05	0	0	0	0	0	11	2	0	0	0	0	0	0	0	0	0	13	0	0	0	0
07:10	0	0	0	0	0	12	0	0	0	0	0	0	0	0	0	12	5	0	1	0	
07:15	0	0	0	0	0	10	0	0	0	0	0	0	0	0	0	10	0	1	0	0	
07:20	0	0	0	0	0	7	0	0	0	0	0	0	0	0	0	7	0	0	0	1	
07:25	0	0	0	0	0	10	1	0	0	0	0	0	0	0	0	11	0	1	2	0	
07:30	0	0	0	0	0	10	1	0	0	0	0	0	0	0	0	11	1	0	1	1	
07:35	0	0	0	0	0	10	0	0	0	0	0	0	0	0	0	10	2	0	1	1	
07:40	0	0	0	0	0	12	2	0	0	0	0	0	0	0	0	14	0	0	0	1	
07:45	0	0	0	0	0	16	4	0	0	0	0	0	0	0	0	20	2	2	0	2	
07:50	0	0	0	1	0	19	1	0	0	0	0	0	0	0	0	20	0	0	1	0	
07:55	0	0	0	0	0	25	3	0	0	0	0	0	0	0	0	28	0	3	0	1	
08:00	0	0	0	0	0	23	0	0	0	0	0	0	0	0	0	23	1	1	3	0	
08:05	0	0	0	0	0	29	4	0	0	0	0	0	0	0	0	33	2	0	1	1	
08:10	0	0	0	0	0	17	1	0	0	0	0	0	0	0	0	18	1	0	1	0	
08:15	0	0	0	0	0	20	1	0	0	0	0	0	0	0	0	21	0	2	0	0	
08:20	0	0	0	0	0	13	1	0	0	0	0	0	0	0	0	14	0	0	0	0	
08:25	0	0	0	0	0	15	3	0	0	0	0	0	0	0	0	18	0	1	1	2	
08:30	0	0	0	0	0	14	2	0	0	0	0	0	0	0	0	16	0	3	2	2	
08:35	0	0	0	0	0	22	2	0	0	0	0	0	0	0	0	24	3	0	0	0	
08:40	0	0	0	0	0	15	1	0	0	0	0	0	0	0	1	16	2	1	0	2	
08:45	0	0	0	0	0	21	3	0	0	0	0	0	0	0	0	24	1	1	0	0	
08:50	0	0	0	0	0	13	7	0	0	0	0	0	0	0	0	20	2	2	0	1	
08:55	0	0	0	0	0	23	2	1	0	0	0	0	0	0	0	25	1	1	0	2	
Total Survey	0	0	0	1	0	375	43	1	0	0	0	1	0	0	0	418	24	19	14	18	

15-Minute Interval Summary 7:00 AM to 9:00 AM

Interval Start Time	Northbound Broadway St				Southbound Broadway St				Eastbound 9th St				Westbound 9th St				Interval Total	Pedestrians Crosswalk			
	L	T	R	Bikes	L	T	R	Bikes	L	T	R	Bikes	L	T	R	Bikes		North	South	East	West
07:00	0	0	0	0	0	31	4	0	0	0	0	1	0	0	0	35	6	0	1	1	
07:15	0	0	0	0	0	27	1	0	0	0	0	0	0	0	0	28	0	2	2	1	
07:30	0	0	0	0	0	32	3	0	0	0	0	0	0	0	0	35	3	0	2	3	
07:45	0	0	0	1	0	60	8	0	0	0	0	0	0	0	0	68	2	5	1	3	
08:00	0	0	0	0	0	69	5	0	0	0	0	0	0	0	0	74	4	1	5	1	
08:15	0	0	0	0	0	48	5	0	0	0	0	0	0	0	0	53	0	3	1	2	
08:30	0	0	0	0	0	51	5	0	0	0	0	0	0	0	1	56	5	4	2	4	
08:45	0	0	0	0	0	57	12	1	0	0	0	0	0	0	0	69	4	4	0	3	
Total Survey	0	0	0	1	0	375	43	1	0	0	0	1	0	0	0	418	24	19	14	18	

Peak Hour Summary 7:50 AM to 8:50 AM

By Approach	Northbound Broadway St				Southbound Broadway St				Eastbound 9th St				Westbound 9th St				Total	Pedestrians Crosswalk			
	In	Out	Total	Bikes	In	Out	Total	Bikes	In	Out	Total	Bikes	In	Out	Total	Bikes		North	South	East	West
Volume	0	233	233	1	255	0	255	0	0	22	22	0	0	0	0	1	255	10	12	9	8
%HV	0.0%				7.1%				0.0%				0.0%				7.1%				
PHF	0.00				0.76				0.00				0.00				0.76				

By Movement	Northbound Broadway St				Southbound Broadway St				Eastbound 9th St				Westbound 9th St				Total				
	L	T	R	Total	L	T	R	Total	L	T	R	Total	L	T	R	Total					
Volume	0	0	0	0	0	233	22	255	0	0	0	0	0	0	0	0	255				
%HV	0.0%	0.0%	0.0%	0.0%	0.0%	7.7%	0.0%	7.1%	0.0%	0.0%	0.0%	0.0%	0.0%	0.0%	0.0%	0.0%	7.1%				
PHF	0.00	0.00	0.00	0.00	0.00	0.76	0.79	0.76	0.00	0.00	0.00	0.00	0.00	0.00	0.00	0.00	0.76				

Rolling Hour Summary 7:00 AM to 9:00 AM

Interval Start Time	Northbound Broadway St				Southbound Broadway St				Eastbound 9th St				Westbound 9th St				Interval Total	Pedestrians Crosswalk			
	L	T	R	Bikes	L	T	R	Bikes	L	T	R	Bikes	L	T	R	Bikes		North	South	East	West
07:00	0	0	0	1	0	150	16	0	0	0	0	1	0	0	0	166	11	7	6	8	
07:15	0	0	0	1	0	188	17	0	0	0	0	0	0	0	0	205	9	8	10	8	
07:30	0	0	0	1	0	209	21	0	0	0	0	0	0	0	0	230	9	9	9	9	
07:45	0	0	0	1	0	228	23	0	0	0	0	0	0	0	1	251	11	13	9	10	
08:00	0	0	0	0	0	225	27	1	0	0	0	0	0	0	1	252	13	12	8	10	

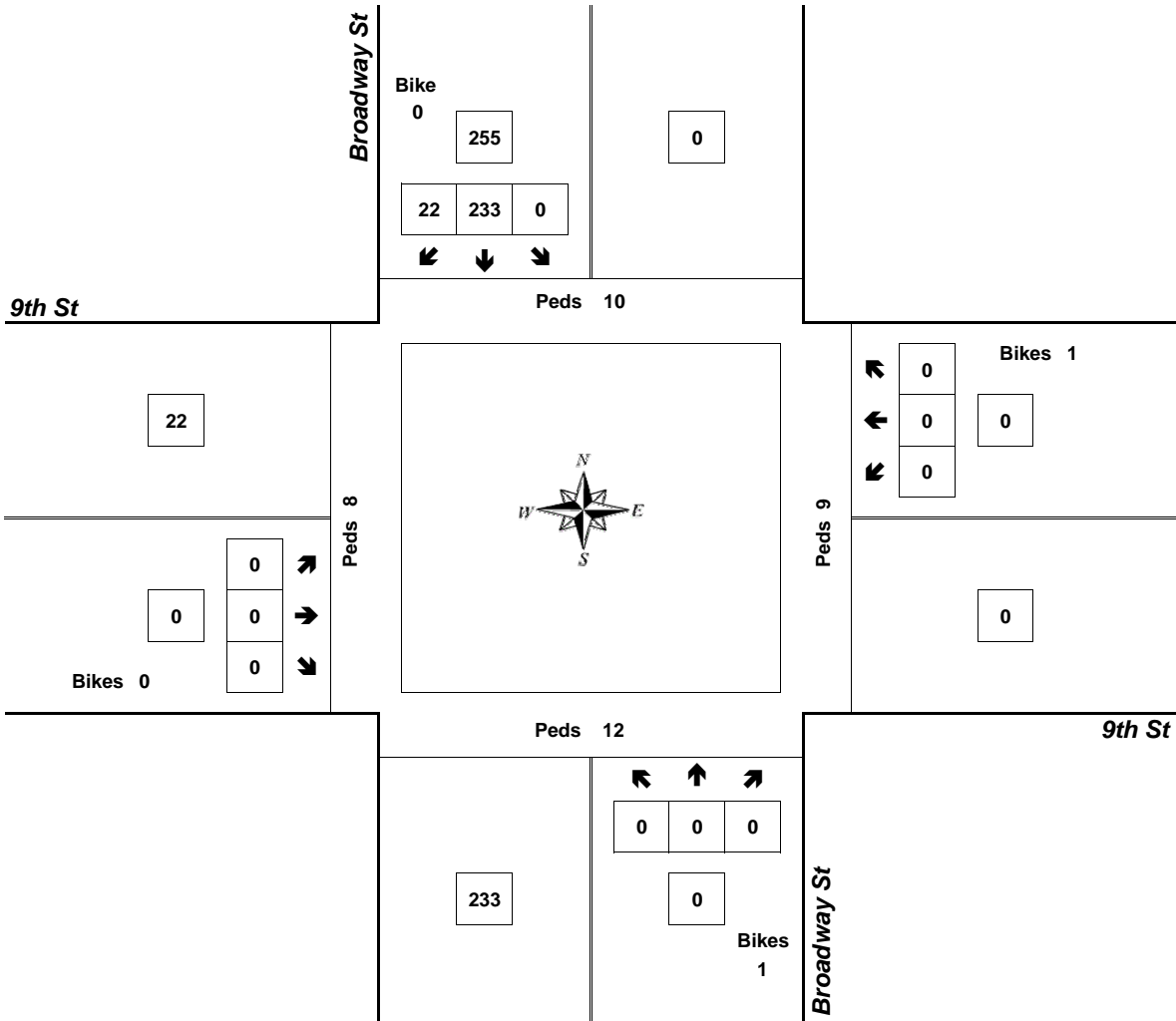
Peak Hour Summary



Clay Carney
(503) 833-2740

Broadway St & 9th St

7:50 AM to 8:50 AM
Thursday, June 02, 2005



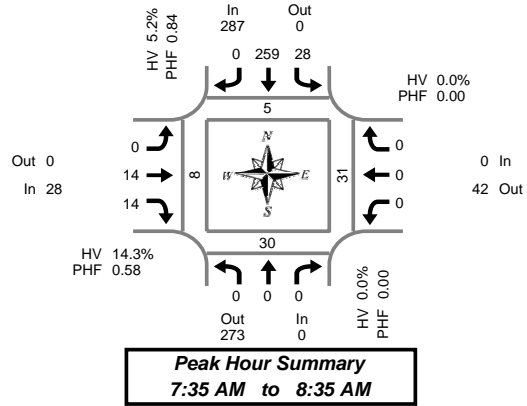
Approach	PHF	HV%	Volume
EB	0.00	0.0%	0
WB	0.00	0.0%	0
NB	0.00	0.0%	0
SB	0.76	7.1%	255
Intersection	0.76	7.1%	255

Count Period: 7:00 AM to 9:00 AM

Total Vehicle Summary



Clay Carney
(503) 833-2740



Broadway St & 11th St

Wednesday, June 01, 2005

7:00 AM to 9:00 AM

5-Minute Interval Summary

7:00 AM to 9:00 AM

Interval Start Time	Northbound Broadway St				Southbound Broadway St				Eastbound 11th St				Westbound 11th St				Interval Total	Pedestrians Crosswalk						
	L	T	R	Bikes	L	T	R	Bikes	L	T	R	Bikes	L	T	R	Bikes		North	South	East	West			
07:00	0	0	0	0	1	11	0	0	0	2	1	0	0	0	0	0	0	0	0	15	0	2	2	0
07:05	0	0	0	0	1	11	0	0	0	1	1	0	0	0	0	0	0	0	0	14	0	1	0	1
07:10	0	0	0	0	0	8	0	0	0	1	2	0	0	0	0	0	0	0	0	11	4	0	1	0
07:15	0	0	0	0	1	15	0	0	0	0	1	0	0	0	0	0	0	0	0	17	1	1	1	2
07:20	0	0	0	0	0	17	0	1	0	2	0	0	0	0	0	0	0	0	0	19	0	0	1	1
07:25	0	0	0	0	0	10	0	0	0	0	0	0	0	0	0	0	0	0	0	10	0	3	1	1
07:30	0	0	0	0	0	14	0	0	0	1	0	0	0	0	0	0	0	0	0	15	0	0	2	0
07:35	0	0	0	0	1	22	0	0	0	0	1	2	0	0	0	0	0	0	0	24	0	2	2	2
07:40	0	0	0	0	2	20	0	0	0	2	1	0	0	0	0	0	0	0	0	25	0	3	0	0
07:45	0	0	0	0	0	23	0	0	0	2	1	0	0	0	0	0	0	0	0	26	1	2	0	2
07:50	0	0	0	0	2	21	0	0	0	0	0	0	0	0	0	0	0	0	0	23	0	3	1	1
07:55	0	0	0	0	5	27	0	0	0	1	0	0	0	0	0	0	0	0	0	33	0	1	4	0
08:00	0	0	0	0	4	26	0	0	0	1	1	0	0	0	0	0	0	0	0	32	0	4	2	1
08:05	0	0	0	0	2	17	0	0	0	2	0	0	0	0	0	0	0	0	0	21	0	5	2	1
08:10	0	0	0	1	2	25	0	0	0	1	2	0	0	0	0	0	0	0	0	30	1	1	7	1
08:15	0	0	0	2	1	21	0	1	0	1	2	0	0	0	0	0	0	0	0	25	1	4	5	0
08:20	0	0	0	0	4	26	0	0	0	3	3	0	0	0	0	0	0	0	0	36	0	2	4	0
08:25	0	0	0	0	2	10	0	0	0	0	2	0	0	0	0	0	0	0	0	14	0	3	3	0
08:30	0	0	0	0	3	21	0	0	0	1	1	0	0	0	0	0	0	0	0	26	2	0	1	0
08:35	0	0	0	0	3	17	0	0	0	0	2	0	0	0	0	0	0	1	0	22	1	2	3	0
08:40	0	0	0	0	5	16	0	0	0	3	1	0	0	0	0	0	0	0	0	25	1	1	3	0
08:45	0	0	0	0	2	23	0	0	0	0	1	0	0	0	0	0	0	0	0	26	2	1	2	0
08:50	0	0	0	0	2	16	0	0	0	3	1	0	0	0	0	0	0	0	0	22	0	0	3	0
08:55	0	0	0	0	0	25	0	1	0	0	3	0	0	0	0	0	0	0	0	28	0	0	1	0
Total Survey	0	0	0	3	43	442	0	3	0	27	27	2	0	0	0	1	539	14	41	51	13			

15-Minute Interval Summary

7:00 AM to 9:00 AM

Interval Start Time	Northbound Broadway St				Southbound Broadway St				Eastbound 11th St				Westbound 11th St				Interval Total	Pedestrians Crosswalk						
	L	T	R	Bikes	L	T	R	Bikes	L	T	R	Bikes	L	T	R	Bikes		North	South	East	West			
07:00	0	0	0	0	2	30	0	0	0	4	4	0	0	0	0	0	0	0	0	40	4	3	3	1
07:15	0	0	0	0	1	42	0	1	0	2	1	0	0	0	0	0	0	0	0	46	1	4	3	4
07:30	0	0	0	0	3	56	0	0	0	3	2	2	0	0	0	0	0	0	0	64	0	5	4	2
07:45	0	0	0	0	7	71	0	0	0	3	1	0	0	0	0	0	0	0	0	82	1	6	5	3
08:00	0	0	0	1	8	68	0	0	0	4	3	0	0	0	0	0	0	0	0	83	1	10	11	3
08:15	0	0	0	2	7	57	0	1	0	4	7	0	0	0	0	0	0	0	0	75	1	9	12	0
08:30	0	0	0	0	11	54	0	0	0	4	4	0	0	0	0	0	1	0	0	73	4	3	7	0
08:45	0	0	0	0	4	64	0	1	0	3	5	0	0	0	0	0	0	0	0	76	2	1	6	0
Total Survey	0	0	0	3	43	442	0	3	0	27	27	2	0	0	0	1	539	14	41	51	13			

Peak Hour Summary

7:35 AM to 8:35 AM

By Approach	Northbound Broadway St				Southbound Broadway St				Eastbound 11th St				Westbound 11th St				Total	Pedestrians Crosswalk			
	In	Out	Total	Bikes	In	Out	Total	Bikes	In	Out	Total	Bikes	In	Out	Total	Bikes		North	South	East	West
Volume	0	273	273	3	287	0	287	1	28	0	28	2	0	42	42	0	315	5	30	31	8
%HV	0.0%				5.2%				14.3%				0.0%				6.0%				
PHF	0.00				0.84				0.58				0.00				0.87				

By Movement	Northbound Broadway St				Southbound Broadway St				Eastbound 11th St				Westbound 11th St				Total
	L	T	R	Total	L	T	R	Total	L	T	R	Total	L	T	R	Total	
Volume	0	0	0	0	28	259	0	287	0	14	14	28	0	0	0	0	315
%HV	0.0%	0.0%	0.0%	0.0%	3.6%	5.4%	0.0%	5.2%	0.0%	14.3%	14.3%	14.3%	0.0%	0.0%	0.0%	0.0%	6.0%
PHF	0.00	0.00	0.00	0.00	0.64	0.88	0.00	0.84	0.00	0.70	0.50	0.58	0.00	0.00	0.00	0.00	0.87

Rolling Hour Summary

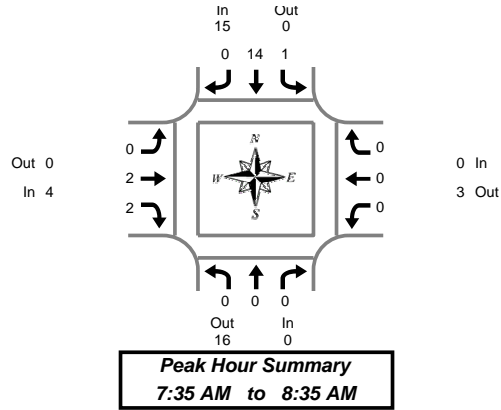
7:00 AM to 9:00 AM

Interval Start Time	Northbound Broadway St				Southbound Broadway St				Eastbound 11th St				Westbound 11th St				Interval Total	Pedestrians Crosswalk						
	L	T	R	Bikes	L	T	R	Bikes	L	T	R	Bikes	L	T	R	Bikes		North	South	East	West			
07:00	0	0	0	0	13	199	0	1	0	12	8	2	0	0	0	0	0	0	0	232	6	18	15	10
07:15	0	0	0	0	1	19	237	0	1	0	12	7	2	0	0	0	0	0	0	275	3	25	23	12
07:30	0	0	0	0	3	25	252	0	1	0	14	13	2	0	0	0	0	0	0	304	3	30	32	8
07:45	0	0	0	0	3	33	250	0	1	0	15	15	0	0	0	0	0	1	0	313	7	28	35	6
08:00	0	0	0	0	3	30	243	0	2	0	15	19	0	0	0	0	1	0	0	307	8	23	36	3

Heavy Vehicle Summary



Clay Carney
(503) 833-2740



Broadway St & 11th St

Wednesday, June 01, 2005

7:00 AM to 9:00 AM

Heavy Vehicle 5-Minute Interval Summary

7:00 AM to 9:00 AM

Interval Start Time	Northbound Broadway St				Southbound Broadway St				Eastbound 11th St				Westbound 11th St				Interval Total
	L	T	R	Total	L	T	R	Total	L	T	R	Total	L	T	R	Total	
07:00	0	0	0	0	0	1	0	1	0	0	0	0	0	0	0	0	1
07:05	0	0	0	0	0	2	0	2	0	0	0	0	0	0	0	0	2
07:10	0	0	0	0	0	1	0	1	0	0	0	0	0	0	0	0	1
07:15	0	0	0	0	0	2	0	2	0	0	0	0	0	0	0	0	2
07:20	0	0	0	0	0	1	0	1	0	0	0	0	0	0	0	0	1
07:25	0	0	0	0	0	1	0	1	0	0	0	0	0	0	0	0	1
07:30	0	0	0	0	0	0	0	0	0	0	0	0	0	0	0	0	0
07:35	0	0	0	0	0	1	0	1	0	0	0	0	0	0	0	0	1
07:40	0	0	0	0	0	4	0	4	0	0	0	0	0	0	0	0	4
07:45	0	0	0	0	0	1	0	1	0	0	0	0	0	0	0	0	1
07:50	0	0	0	0	0	1	0	1	0	0	0	0	0	0	0	0	1
07:55	0	0	0	0	0	0	0	0	0	0	0	0	0	0	0	0	0
08:00	0	0	0	0	0	2	0	2	0	1	0	1	0	0	0	0	3
08:05	0	0	0	0	0	0	0	0	0	0	0	0	0	0	0	0	0
08:10	0	0	0	0	0	1	0	1	0	0	0	0	0	0	0	0	1
08:15	0	0	0	0	0	2	0	2	0	0	0	0	0	0	0	0	2
08:20	0	0	0	0	0	2	0	2	0	1	1	2	0	0	0	0	4
08:25	0	0	0	0	0	0	0	0	0	0	0	0	0	0	0	0	0
08:30	0	0	0	0	1	0	0	1	0	0	1	1	0	0	0	0	2
08:35	0	0	0	0	0	2	0	2	0	0	0	0	0	0	0	0	2
08:40	0	0	0	0	0	1	0	1	0	0	0	0	0	0	0	0	1
08:45	0	0	0	0	0	4	0	4	0	0	0	0	0	0	0	0	4
08:50	0	0	0	0	0	2	0	2	0	0	0	0	0	0	0	0	2
08:55	0	0	0	0	0	2	0	2	0	0	0	0	0	0	0	0	2
Total Survey	0	0	0	0	1	33	0	34	0	2	2	4	0	0	0	0	38

Heavy Vehicle 15-Minute Interval Summary

7:00 AM to 9:00 AM

Interval Start Time	Northbound Broadway St				Southbound Broadway St				Eastbound 11th St				Westbound 11th St				Interval Total
	L	T	R	Total	L	T	R	Total	L	T	R	Total	L	T	R	Total	
07:00	0	0	0	0	0	4	0	4	0	0	0	0	0	0	0	0	4
07:15	0	0	0	0	0	4	0	4	0	0	0	0	0	0	0	0	4
07:30	0	0	0	0	0	5	0	5	0	0	0	0	0	0	0	0	5
07:45	0	0	0	0	0	2	0	2	0	0	0	0	0	0	0	0	2
08:00	0	0	0	0	0	3	0	3	0	1	0	1	0	0	0	0	4
08:15	0	0	0	0	0	4	0	4	0	1	1	2	0	0	0	0	6
08:30	0	0	0	0	1	3	0	4	0	0	1	1	0	0	0	0	5
08:45	0	0	0	0	0	8	0	8	0	0	0	0	0	0	0	0	8
Total Survey	0	0	0	0	1	33	0	34	0	2	2	4	0	0	0	0	38

Heavy Vehicle Peak Hour Summary

7:35 AM to 8:35 AM

By Approach	Northbound Broadway St			Southbound Broadway St			Eastbound 11th St			Westbound 11th St			Total
	In	Out	Total	In	Out	Total	In	Out	Total	In	Out	Total	
Volume	0	16	16	15	0	15	4	0	4	0	3	3	19
PHF	0.00			0.63			0.33			0.00			0.68

By Movement	Northbound Broadway St				Southbound Broadway St				Eastbound 11th St				Westbound 11th St				Total
	L	T	R	Total	L	T	R	Total	L	T	R	Total	L	T	R	Total	
Volume	0	0	0	0	1	14	0	15	0	2	2	4	0	0	0	0	19
PHF	0.00	0.00	0.00	0.00	0.25	0.58	0.00	0.63	0.00	0.50	0.25	0.33	0.00	0.00	0.00	0.00	0.68

Heavy Vehicle Rolling Hour Summary

7:00 AM to 9:00 AM

Interval Start Time	Northbound Broadway St				Southbound Broadway St				Eastbound 11th St				Westbound 11th St				Interval Total
	L	T	R	Total	L	T	R	Total	L	T	R	Total	L	T	R	Total	
07:00	0	0	0	0	0	15	0	15	0	0	0	0	0	0	0	0	15
07:15	0	0	0	0	0	14	0	14	0	1	0	1	0	0	0	0	15
07:30	0	0	0	0	0	14	0	14	0	2	1	3	0	0	0	0	17
07:45	0	0	0	0	1	12	0	13	0	2	2	4	0	0	0	0	17
08:00	0	0	0	0	1	18	0	19	0	2	2	4	0	0	0	0	23

Peak Hour Summary

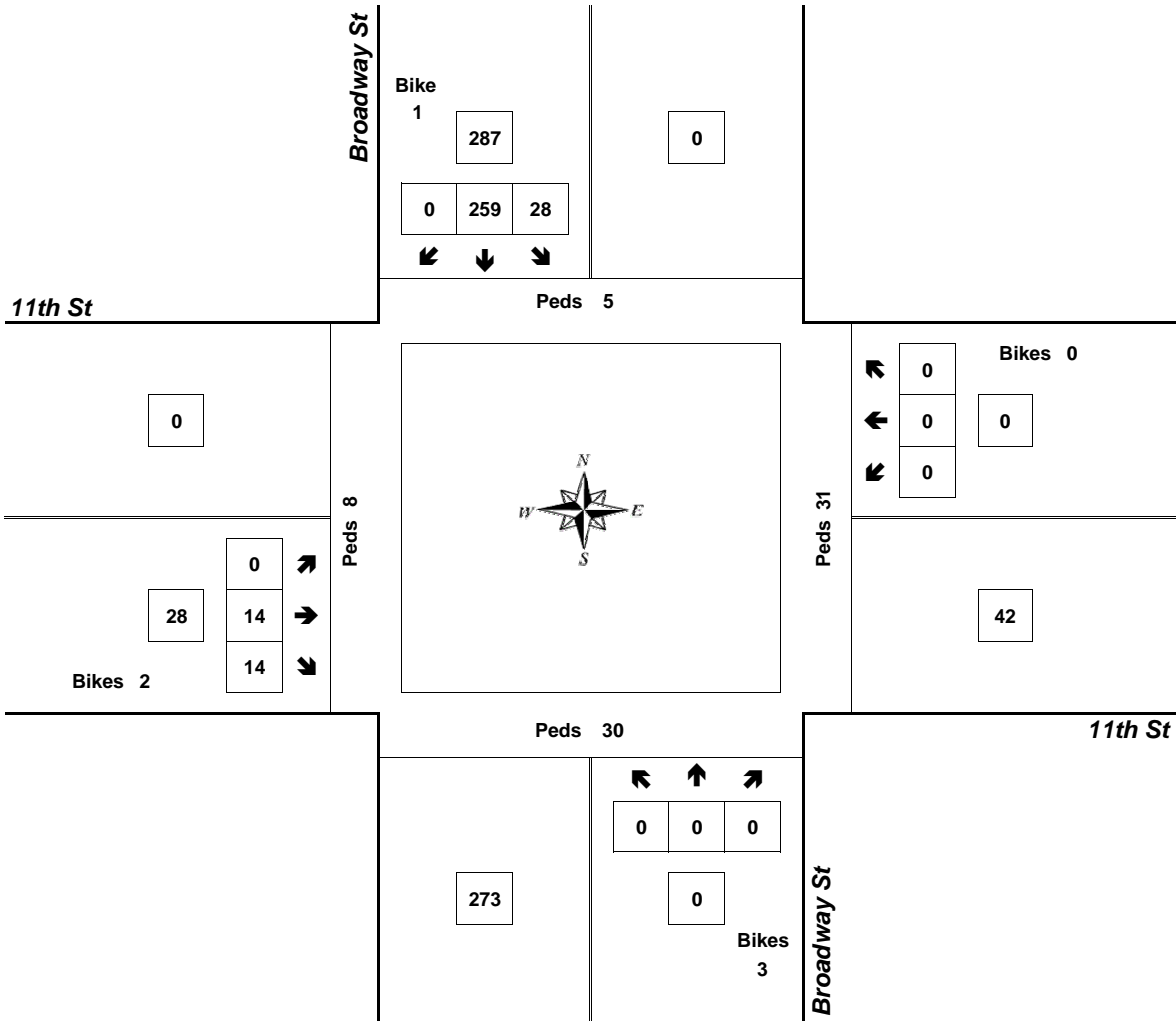


Clay Carney
(503) 833-2740

Broadway St & 11th St

7:35 AM to 8:35 AM

Wednesday, June 01, 2005



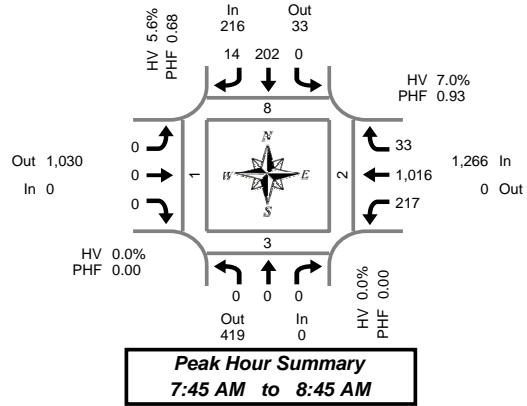
Approach	PHF	HV%	Volume
EB	0.58	14.3%	28
WB	0.00	0.0%	0
NB	0.00	0.0%	0
SB	0.84	5.2%	287
Intersection	0.87	6.0%	315

Count Period: 7:00 AM to 9:00 AM

Total Vehicle Summary



Clay Carney
(503) 833-2740



Broadway St & 15th St

Thursday, May 26, 2005
7:00 AM to 9:00 AM

Peak Hour Summary
7:45 AM to 8:45 AM

5-Minute Interval Summary

7:00 AM to 8:50 AM

Interval Start Time	Northbound Broadway St				Southbound Broadway St				Eastbound 15th St				Westbound 15th St				Interval Total	Pedestrians Crosswalk			
	L	T	R	Bikes	L	T	R	Bikes	L	T	R	Bikes	L	T	R	Bikes		North	South	East	West
07:00	0	0	0	0	0	52	1	0	0	0	0	0	25	122	5	0	205	3	1	0	0
07:15	0	0	0	0	0	45	4	0	0	0	0	0	23	132	3	0	207	0	1	0	0
07:30	0	0	0	0	0	69	5	0	0	0	0	0	34	188	3	0	299	2	0	0	0
07:45	0	0	0	1	0	76	4	0	0	0	0	1	46	275	6	0	407	2	1	1	1
08:00	0	0	0	0	0	56	8	0	0	0	0	0	66	244	12	0	386	1	0	0	0
08:15	0	0	0	0	0	36	1	0	0	0	0	0	43	228	6	0	314	4	2	1	0
08:30	0	0	0	0	0	34	1	0	0	0	0	1	62	269	9	0	375	1	0	0	0
08:45	0	0	0	0	0	33	1	0	0	0	0	0	68	261	8	0	371	2	2	0	0
Total Survey	0	0	0	1	0	401	25	0	0	0	0	2	367	1,719	52	0	2,564	15	7	2	1

15-Minute Interval Summary

7:00 AM to 9:00 AM

Interval Start Time	Northbound Broadway St				Southbound Broadway St				Eastbound 15th St				Westbound 15th St				Interval Total	Pedestrians Crosswalk			
	L	T	R	Bikes	L	T	R	Bikes	L	T	R	Bikes	L	T	R	Bikes		North	South	East	West
07:00	0	0	0	0	0	52	1	0	0	0	0	0	25	122	5	0	205	3	1	0	0
07:15	0	0	0	0	0	45	4	0	0	0	0	0	23	132	3	0	207	0	1	0	0
07:30	0	0	0	0	0	69	5	0	0	0	0	0	34	188	3	0	299	2	0	0	0
07:45	0	0	0	1	0	76	4	0	0	0	0	1	46	275	6	0	407	2	1	1	1
08:00	0	0	0	0	0	56	8	0	0	0	0	0	66	244	12	0	386	1	0	0	0
08:15	0	0	0	0	0	36	1	0	0	0	0	0	43	228	6	0	314	4	2	1	0
08:30	0	0	0	0	0	34	1	0	0	0	0	1	62	269	9	0	375	1	0	0	0
08:45	0	0	0	0	0	33	1	0	0	0	0	0	68	261	8	0	371	2	2	0	0
Total Survey	0	0	0	1	0	401	25	0	0	0	0	2	367	1,719	52	0	2,564	15	7	2	1

Peak Hour Summary

7:45 AM to 8:45 AM

By Approach	Northbound Broadway St				Southbound Broadway St				Eastbound 15th St				Westbound 15th St				Total	Pedestrians Crosswalk			
	In	Out	Total	Bikes	In	Out	Total	Bikes	In	Out	Total	Bikes	In	Out	Total	Bikes		North	South	East	West
Volume	0	419	419	1	216	33	249	0	0	1,030	1,030	2	1,266	0	1,266	0	1,482	8	3	2	1
%HV	0.0%				5.6%				0.0%				7.0%				6.7%				
PHF	0.00				0.68				0.00				0.93				0.91				

By Movement	Northbound Broadway St				Southbound Broadway St				Eastbound 15th St				Westbound 15th St				Total
	L	T	R	Total	L	T	R	Total	L	T	R	Total	L	T	R	Total	
Volume	0	0	0	0	0	202	14	216	0	0	0	0	217	1,016	33	1,266	1,482
%HV	0.0%	0.0%	0.0%	0.0%	0.0%	5.9%	0.0%	5.6%	0.0%	0.0%	0.0%	0.0%	5.1%	7.6%	0.0%	7.0%	6.7%
PHF	0.00	0.00	0.00	0.00	0.00	0.66	0.44	0.68	0.00	0.00	0.00	0.00	0.82	0.92	0.69	0.93	0.91

Rolling Hour Summary

7:00 AM to 9:00 AM

Interval Start Time	Northbound Broadway St				Southbound Broadway St				Eastbound 15th St				Westbound 15th St				Interval Total	Pedestrians Crosswalk			
	L	T	R	Bikes	L	T	R	Bikes	L	T	R	Bikes	L	T	R	Bikes		North	South	East	West
07:00	0	0	0	1	0	242	14	0	0	0	0	1	128	717	17	0	1,118	7	3	1	1
07:15	0	0	0	1	0	246	21	0	0	0	0	1	169	839	24	0	1,299	5	2	1	1
07:30	0	0	0	1	0	237	18	0	0	0	0	1	189	935	27	0	1,406	9	3	2	1
07:45	0	0	0	1	0	202	14	0	0	0	0	2	217	1,016	33	0	1,482	8	3	2	1
08:00	0	0	0	0	0	159	11	0	0	0	0	1	239	1,002	35	0	1,446	8	4	1	0

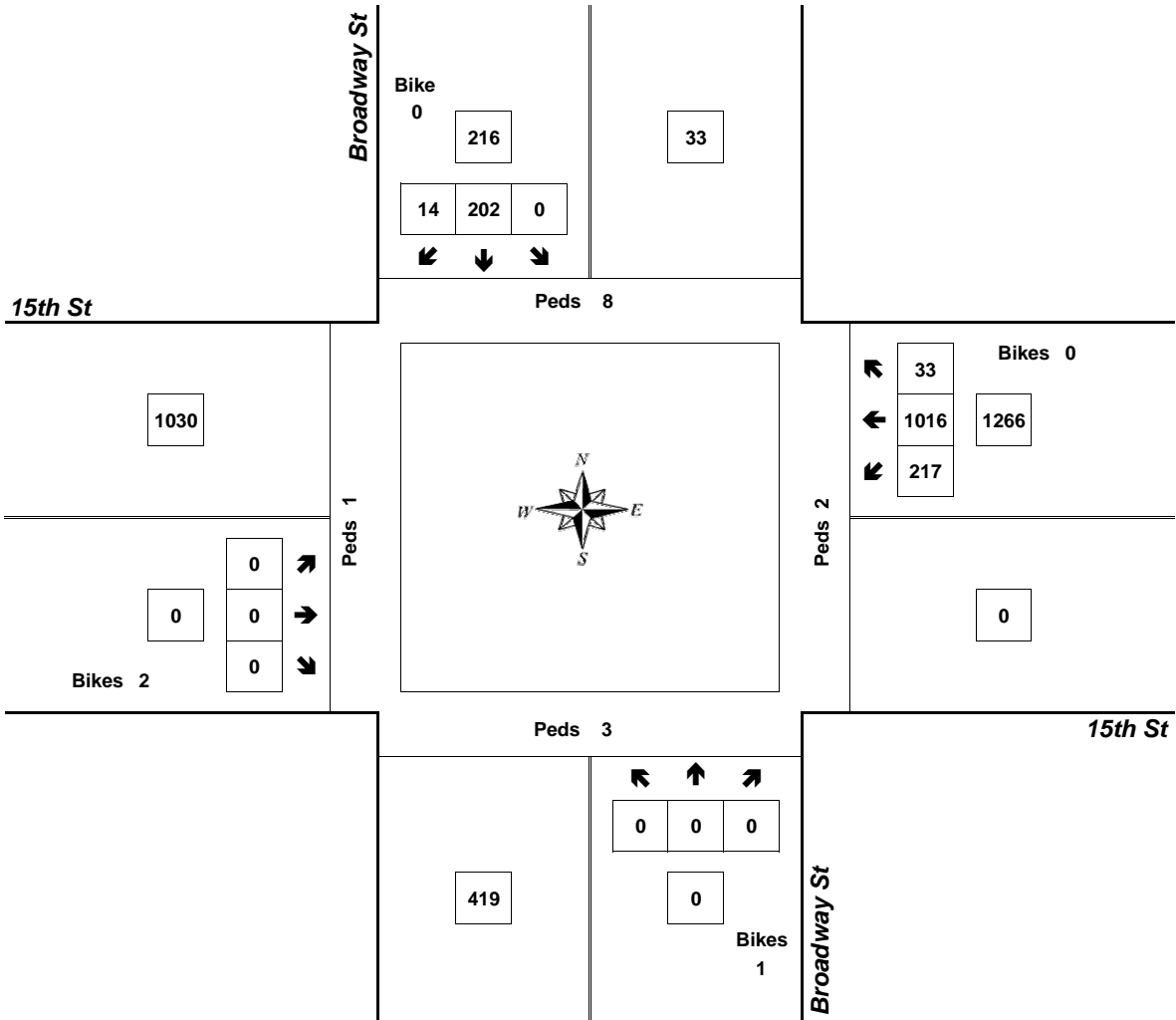
Peak Hour Summary



Clay Carney
(503) 833-2740

Broadway St & 15th St

7:45 AM to 8:45 AM
Thursday, May 26, 2005



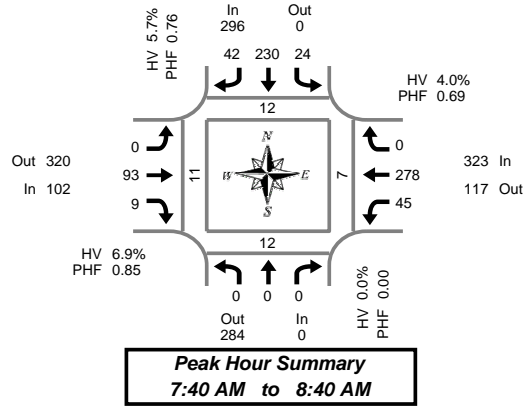
Approach	PHF	HV%	Volume
EB	0.00	0.0%	0
WB	0.93	7.0%	1,266
NB	0.00	0.0%	0
SB	0.68	5.6%	216
Intersection	0.91	6.7%	1,482

Count Period: 7:00 AM to 9:00 AM

Total Vehicle Summary



Clay Carney
(503) 833-2740



Broadway St & Evergreen Blvd

Thursday, June 02, 2005
7:00 AM to 9:00 AM

5-Minute Interval Summary

7:00 AM to 9:00 AM

Interval Start Time	Northbound Broadway St				Southbound Broadway St				Eastbound Evergreen Blvd				Westbound Evergreen Blvd				Interval Total	Pedestrians Crosswalk			
	L	T	R	Bikes	L	T	R	Bikes	L	T	R	Bikes	L	T	R	Bikes		North	South	East	West
07:00	0	0	0	0	0	6	0	0	0	3	0	0	2	14	0	0	25	0	0	0	0
07:05	0	0	0	0	1	12	2	0	0	2	0	0	3	13	0	0	33	0	0	0	0
07:10	0	0	0	0	1	10	0	0	0	2	0	1	1	13	0	0	27	0	0	1	0
07:15	0	0	0	0	1	9	3	0	0	3	0	0	0	9	0	0	25	0	1	0	0
07:20	0	0	0	0	0	8	1	0	0	4	0	0	1	12	0	0	26	0	0	1	0
07:25	0	0	0	0	4	13	0	0	0	3	0	0	2	19	0	0	41	1	1	2	0
07:30	0	0	0	0	0	4	3	0	0	4	0	0	1	13	0	1	25	0	1	0	1
07:35	0	0	0	0	0	11	1	0	0	9	1	0	1	17	0	0	40	0	3	0	0
07:40	0	0	0	0	1	13	4	0	0	8	1	0	1	21	0	0	49	4	1	0	1
07:45	0	0	0	1	5	20	4	0	0	10	0	0	4	20	0	0	63	1	2	0	0
07:50	0	0	0	0	3	18	1	0	0	7	0	0	4	22	0	0	55	0	0	0	0
07:55	0	0	0	0	1	29	4	0	0	6	1	0	4	34	0	0	79	0	3	2	3
08:00	0	0	0	0	1	21	4	0	0	14	0	0	8	31	0	0	79	0	1	0	0
08:05	0	0	0	0	2	31	5	0	0	8	1	0	6	34	0	0	87	0	0	0	1
08:10	0	0	0	0	1	17	3	0	0	4	1	0	3	31	0	1	60	1	1	1	1
08:15	0	0	0	0	2	19	5	0	0	8	0	0	5	26	0	0	65	1	1	1	0
08:20	0	0	0	0	2	9	3	0	0	3	2	0	2	16	0	0	37	0	1	0	0
08:25	0	0	0	0	1	17	1	0	0	12	1	0	4	13	0	0	49	1	1	1	1
08:30	0	0	0	0	3	16	7	0	0	5	1	0	2	11	0	0	45	3	0	1	3
08:35	0	0	0	0	2	20	1	0	0	8	1	0	2	19	0	0	53	1	1	1	1
08:40	0	0	0	0	1	7	3	0	0	6	0	0	4	13	0	0	34	0	0	0	1
08:45	0	0	0	0	1	20	2	0	0	2	6	0	4	19	0	0	54	1	1	1	2
08:50	0	0	0	0	3	15	3	0	0	8	1	0	2	18	0	0	50	0	0	0	0
08:55	0	0	0	0	2	18	10	0	0	4	0	0	3	14	0	0	51	2	1	1	0
Total Survey	0	0	0	1	38	363	70	0	0	143	17	1	69	452	0	2	1,152	16	20	13	15

15-Minute Interval Summary

7:00 AM to 9:00 AM

Interval Start Time	Northbound Broadway St				Southbound Broadway St				Eastbound Evergreen Blvd				Westbound Evergreen Blvd				Interval Total	Pedestrians Crosswalk			
	L	T	R	Bikes	L	T	R	Bikes	L	T	R	Bikes	L	T	R	Bikes		North	South	East	West
07:00	0	0	0	0	2	28	2	0	0	7	0	1	6	40	0	0	85	0	0	1	0
07:15	0	0	0	0	5	30	4	0	0	10	0	0	3	40	0	0	92	1	2	3	0
07:30	0	0	0	0	1	28	8	0	0	21	2	0	3	51	0	1	114	4	5	0	2
07:45	0	0	0	1	9	67	9	0	0	23	1	0	12	76	0	0	197	1	5	2	3
08:00	0	0	0	0	4	69	12	0	0	26	2	0	17	96	0	1	226	1	2	1	2
08:15	0	0	0	0	5	45	9	0	0	23	3	0	11	55	0	0	151	2	3	2	1
08:30	0	0	0	0	6	43	11	0	0	19	2	0	8	43	0	0	132	4	1	2	5
08:45	0	0	0	0	6	53	15	0	0	14	7	0	9	51	0	0	155	3	2	2	2
Total Survey	0	0	0	1	38	363	70	0	0	143	17	1	69	452	0	2	1,152	16	20	13	15

Peak Hour Summary

7:40 AM to 8:40 AM

By Approach	Northbound Broadway St				Southbound Broadway St				Eastbound Evergreen Blvd				Westbound Evergreen Blvd				Total	Pedestrians Crosswalk			
	In	Out	Total	Bikes	In	Out	Total	Bikes	In	Out	Total	Bikes	In	Out	Total	Bikes		North	South	East	West
Volume	0	284	284	1	296	0	296	0	102	320	422	0	323	117	440	1	721	12	12	7	11
%HV	0.0%				5.7%				6.9%				4.0%				5.1%				
PHF	0.00				0.76				0.85				0.69				0.74				

By Movement	Northbound Broadway St				Southbound Broadway St				Eastbound Evergreen Blvd				Westbound Evergreen Blvd				Total				
	L	T	R	Total	L	T	R	Total	L	T	R	Total	L	T	R	Total					
Volume	0	0	0	0	24	230	42	296	0	93	9	102	45	278	0	323	721				
%HV	0.0%	0.0%	0.0%	0.0%	0.0%	7.0%	2.4%	5.7%	0.0%	6.5%	11.1%	6.9%	4.4%	4.0%	0.0%	4.0%	5.1%				
PHF	0.00	0.00	0.00	0.00	0.67	0.71	0.81	0.76	0.00	0.83	0.56	0.85	0.63	0.70	0.00	0.69	0.74				

Rolling Hour Summary

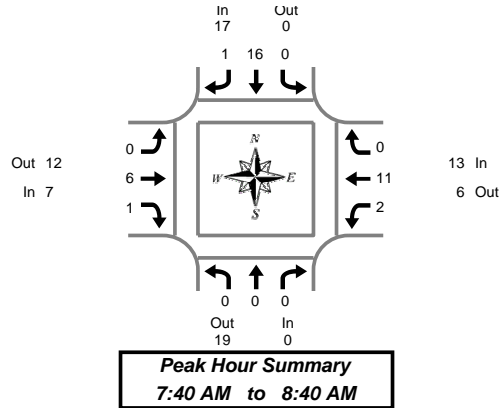
7:00 AM to 9:00 AM

Interval Start Time	Northbound Broadway St				Southbound Broadway St				Eastbound Evergreen Blvd				Westbound Evergreen Blvd				Interval Total	Pedestrians Crosswalk			
	L	T	R	Bikes	L	T	R	Bikes	L	T	R	Bikes	L	T	R	Bikes		North	South	East	West
07:00	0	0	0	1	17	153	23	0	0	61	3	1	24	207	0	1	488	6	12	6	5
07:15	0	0	0	1	19	194	33	0	0	80	5	0	35	263	0	2	629	7	14	6	7
07:30	0	0	0	1	19	209	38	0	0	93	8	0	43	278	0	2	688	8	15	5	8
07:45	0	0	0	1	24	224	41	0	0	91	8	0	48	270	0	1	706	8	11	7	11
08:00	0	0	0	0	21	210	47	0	0	82	14	0	45	245	0	1	664	10	8	7	10

Heavy Vehicle Summary



Clay Carney
(503) 833-2740



Broadway St & Evergreen Blvd

Thursday, June 02, 2005

7:00 AM to 9:00 AM

Heavy Vehicle 5-Minute Interval Summary 7:00 AM to 9:00 AM

Interval Start Time	Northbound Broadway St				Southbound Broadway St				Eastbound Evergreen Blvd				Westbound Evergreen Blvd				Interval Total	
	L	T	R	Total	L	T	R	Total	L	T	R	Total	L	T	R	Total		
07:00	0	0	0	0	0	1	0	1	0	1	0	1	0	0	0	0	0	2
07:05	0	0	0	0	0	0	0	0	0	0	0	0	0	0	0	0	0	0
07:10	0	0	0	0	0	4	0	4	0	1	0	1	0	1	0	1	0	6
07:15	0	0	0	0	0	0	0	0	0	0	0	0	0	0	1	0	1	1
07:20	0	0	0	0	0	0	0	0	0	1	0	1	1	0	0	1	2	
07:25	0	0	0	0	0	1	0	1	0	0	0	1	1	0	0	2	3	
07:30	0	0	0	0	0	0	0	0	0	0	0	0	0	0	0	0	0	
07:35	0	0	0	0	0	0	0	0	0	1	0	1	0	0	0	0	1	
07:40	0	0	0	0	0	3	0	3	0	1	0	1	0	2	0	2	6	
07:45	0	0	0	0	0	1	0	1	0	1	0	1	0	0	0	0	2	
07:50	0	0	0	0	0	1	0	1	0	1	0	1	0	0	0	0	2	
07:55	0	0	0	0	0	0	0	0	0	0	0	0	0	1	0	1	1	
08:00	0	0	0	0	0	1	0	1	0	0	0	0	0	1	0	1	2	
08:05	0	0	0	0	0	1	1	2	0	0	0	0	1	1	0	2	4	
08:10	0	0	0	0	0	1	0	1	0	1	1	2	0	2	0	2	5	
08:15	0	0	0	0	0	2	0	2	0	0	0	0	0	0	0	0	2	
08:20	0	0	0	0	0	0	0	0	0	1	0	1	0	1	0	1	2	
08:25	0	0	0	0	0	3	0	3	0	0	0	0	1	1	0	2	5	
08:30	0	0	0	0	0	1	0	1	0	0	0	0	0	0	0	0	1	
08:35	0	0	0	0	0	2	0	2	0	1	0	1	0	2	0	2	5	
08:40	0	0	0	0	0	1	0	1	0	0	0	0	1	0	0	1	2	
08:45	0	0	0	0	0	1	0	1	0	1	0	1	0	2	0	2	4	
08:50	0	0	0	0	0	2	0	2	0	1	0	1	0	0	0	0	3	
08:55	0	0	0	0	1	2	1	4	0	0	0	0	0	0	0	0	4	
Total Survey	0	0	0	0	1	28	2	31	0	12	1	13	5	16	0	21	65	

Heavy Vehicle 15-Minute Interval Summary 7:00 AM to 9:00 AM

Interval Start Time	Northbound Broadway St				Southbound Broadway St				Eastbound Evergreen Blvd				Westbound Evergreen Blvd				Interval Total
	L	T	R	Total	L	T	R	Total	L	T	R	Total	L	T	R	Total	
07:00	0	0	0	0	0	5	0	5	0	2	0	2	0	1	0	1	8
07:15	0	0	0	0	0	1	0	1	0	1	0	1	2	2	0	4	6
07:30	0	0	0	0	0	3	0	3	0	2	0	2	0	2	0	2	7
07:45	0	0	0	0	0	2	0	2	0	2	0	2	0	1	0	1	5
08:00	0	0	0	0	0	3	1	4	0	1	1	2	1	4	0	5	11
08:15	0	0	0	0	0	5	0	5	0	1	0	1	1	2	0	3	9
08:30	0	0	0	0	0	4	0	4	0	1	0	1	1	2	0	3	8
08:45	0	0	0	0	1	5	1	7	0	2	0	2	0	2	0	2	11
Total Survey	0	0	0	0	1	28	2	31	0	12	1	13	5	16	0	21	65

Heavy Vehicle Peak Hour Summary 7:40 AM to 8:40 AM

By Approach	Northbound Broadway St			Southbound Broadway St			Eastbound Evergreen Blvd			Westbound Evergreen Blvd			Total
	In	Out	Total	In	Out	Total	In	Out	Total	In	Out	Total	
Volume	0	19	19	17	0	17	7	12	19	13	6	19	37
PHF	0.00			0.71			0.58			0.65			0.84

By Movement	Northbound Broadway St				Southbound Broadway St				Eastbound Evergreen Blvd				Westbound Evergreen Blvd				Total
	L	T	R	Total	L	T	R	Total	L	T	R	Total	L	T	R	Total	
Volume	0	0	0	0	0	16	1	17	0	6	1	7	2	11	0	13	37
PHF	0.00	0.00	0.00	0.00	0.00	0.67	0.25	0.71	0.00	0.50	0.25	0.58	0.50	0.69	0.00	0.65	0.84

Heavy Vehicle Rolling Hour Summary 7:00 AM to 9:00 AM

Interval Start Time	Northbound Broadway St				Southbound Broadway St				Eastbound Evergreen Blvd				Westbound Evergreen Blvd				Interval Total
	L	T	R	Total	L	T	R	Total	L	T	R	Total	L	T	R	Total	
07:00	0	0	0	0	0	11	0	11	0	7	0	7	2	6	0	8	26
07:15	0	0	0	0	0	9	1	10	0	6	1	7	3	9	0	12	29
07:30	0	0	0	0	0	13	1	14	0	6	1	7	2	9	0	11	32
07:45	0	0	0	0	0	14	1	15	0	5	1	6	3	9	0	12	33
08:00	0	0	0	0	1	17	2	20	0	5	1	6	3	10	0	13	39

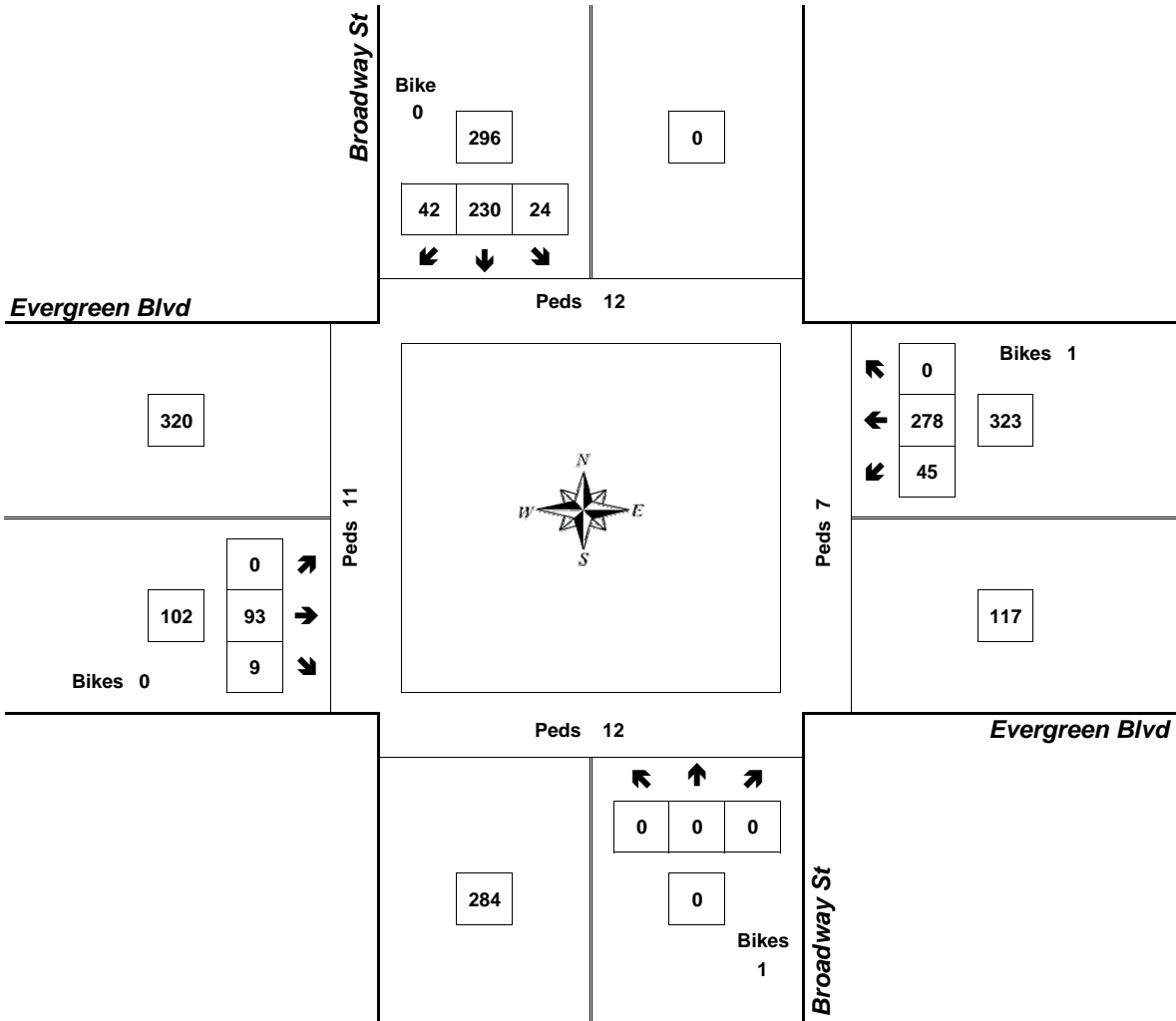
Peak Hour Summary



Clay Carney
(503) 833-2740

Broadway St & Evergreen Blvd

7:40 AM to 8:40 AM
Thursday, June 02, 2005



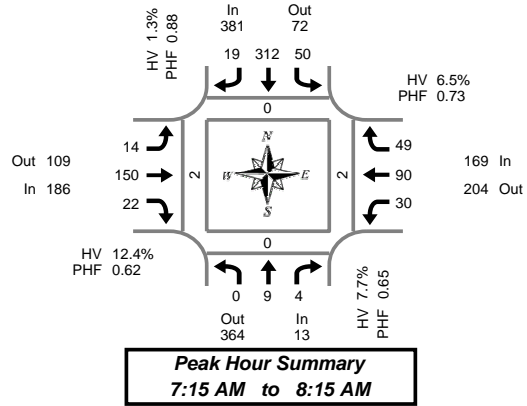
Approach	PHF	HV%	Volume
EB	0.85	6.9%	102
WB	0.69	4.0%	323
NB	0.00	0.0%	0
SB	0.76	5.7%	296
Intersection	0.74	5.1%	721

Count Period: 7:00 AM to 9:00 AM

Total Vehicle Summary



Clay Carney
(503) 833-2740



Broadway St & Mcloughlin Blvd

Tuesday, June 07, 2005
7:00 AM to 9:00 AM

Peak Hour Summary
7:15 AM to 8:15 AM

5-Minute Interval Summary

7:00 AM to 9:00 AM

Interval Start Time	Northbound Broadway St				Southbound Broadway St				Eastbound Mcloughlin Blvd				Westbound Mcloughlin Blvd				Interval Total	Pedestrians Crosswalk			
	L	T	R	Bikes	L	T	R	Bikes	L	T	R	Bikes	L	T	R	Bikes		North	South	East	West
07:00	0	0	0	0	5	31	2	0	2	12	1	0	1	3	1	0	58	0	0	0	0
07:05	0	1	0	0	6	15	2	0	1	11	1	0	1	1	1	0	40	0	0	0	1
07:10	0	0	0	0	7	20	1	1	0	15	2	0	0	9	1	0	55	0	0	0	0
07:15	0	0	0	0	6	14	1	0	3	23	0	0	2	8	1	0	58	0	0	0	0
07:20	0	2	1	0	5	36	1	0	0	29	0	0	2	4	1	0	81	0	0	0	0
07:25	0	2	0	0	4	15	0	0	0	16	4	0	1	3	4	0	49	0	0	0	1
07:30	0	0	0	0	2	21	2	0	2	10	1	0	3	8	4	0	53	0	0	1	0
07:35	0	1	0	0	5	39	2	0	1	10	5	0	1	8	3	0	75	0	0	0	0
07:40	0	0	0	0	4	25	1	0	0	9	1	0	1	5	3	0	49	0	0	0	0
07:45	0	0	0	0	5	21	2	0	2	8	1	0	3	5	5	0	52	0	0	1	1
07:50	0	0	2	0	4	31	1	1	1	11	2	0	3	9	7	0	71	0	0	0	0
07:55	0	0	1	0	6	35	3	0	1	2	2	0	4	12	5	0	71	0	0	0	0
08:00	0	0	0	0	4	21	2	0	1	10	1	0	3	10	4	0	56	0	0	0	0
08:05	0	2	0	0	3	28	2	0	1	12	2	0	5	11	4	0	70	0	0	0	0
08:10	0	2	0	0	2	26	2	0	2	10	3	0	2	7	8	2	64	0	0	0	0
08:15	1	1	0	0	5	17	0	0	1	7	0	0	3	7	5	0	47	0	0	0	0
08:20	0	1	1	0	6	20	1	0	3	12	5	0	2	9	2	0	62	0	1	0	0
08:25	0	2	1	0	4	16	5	0	1	11	5	0	1	6	4	0	56	0	0	0	0
08:30	0	4	1	0	6	22	2	0	3	10	2	0	0	5	3	0	58	0	0	0	0
08:35	0	1	0	0	3	13	3	0	5	8	2	0	1	11	6	0	53	0	1	0	0
08:40	0	0	1	0	3	16	2	0	2	4	4	0	0	5	8	0	45	0	0	0	1
08:45	0	2	0	0	3	11	2	0	1	10	2	0	1	7	8	0	47	0	1	0	0
08:50	0	2	0	0	1	15	0	0	3	8	2	0	0	11	2	0	44	0	0	0	0
08:55	1	2	0	0	4	18	1	0	2	5	1	0	1	5	6	0	46	0	0	0	0
Total Survey	2	25	8	0	103	526	40	2	38	263	49	0	41	169	96	2	1,360	0	3	2	4

15-Minute Interval Summary

7:00 AM to 9:00 AM

Interval Start Time	Northbound Broadway St				Southbound Broadway St				Eastbound Mcloughlin Blvd				Westbound Mcloughlin Blvd				Interval Total	Pedestrians Crosswalk			
	L	T	R	Bikes	L	T	R	Bikes	L	T	R	Bikes	L	T	R	Bikes		North	South	East	West
07:00	0	1	0	0	18	66	5	1	3	38	4	0	2	13	3	0	153	0	0	0	1
07:15	0	4	1	0	15	65	2	0	3	68	4	0	5	15	6	0	188	0	0	0	1
07:30	0	1	0	0	11	85	5	0	3	29	7	0	5	21	10	0	177	0	0	1	0
07:45	0	0	3	0	15	87	6	1	4	21	5	0	10	26	17	0	194	0	0	1	1
08:00	0	4	0	0	9	75	6	0	4	32	6	0	10	28	16	2	190	0	0	0	0
08:15	1	4	2	0	15	53	6	0	5	30	10	0	6	22	11	0	165	0	1	0	0
08:30	0	5	2	0	12	51	7	0	10	22	8	0	1	21	17	0	156	0	1	0	1
08:45	1	6	0	0	8	44	3	0	6	23	5	0	2	23	16	0	137	0	1	0	0
Total Survey	2	25	8	0	103	526	40	2	38	263	49	0	41	169	96	2	1,360	0	3	2	4

Peak Hour Summary

7:15 AM to 8:15 AM

By Approach	Northbound Broadway St				Southbound Broadway St				Eastbound Mcloughlin Blvd				Westbound Mcloughlin Blvd				Total	Pedestrians Crosswalk			
	In	Out	Total	Bikes	In	Out	Total	Bikes	In	Out	Total	Bikes	In	Out	Total	Bikes		North	South	East	West
Volume	13	364	377	0	381	72	453	1	186	109	295	0	169	204	373	2	749	0	0	2	2
%HV	7.7%				1.3%				12.4%				6.5%				5.3%				
PHF	0.65				0.88				0.62				0.73				0.95				

By Movement	Northbound Broadway St				Southbound Broadway St				Eastbound Mcloughlin Blvd				Westbound Mcloughlin Blvd				Total
	L	T	R	Total	L	T	R	Total	L	T	R	Total	L	T	R	Total	
Volume	0	9	4	13	50	312	19	381	14	150	22	186	30	90	49	169	749
%HV	0.0%	0.0%	25.0%	7.7%	2.0%	1.0%	5.3%	1.3%	71.4%	3.3%	36.4%	12.4%	13.3%	6.7%	2.0%	6.5%	5.3%
PHF	0.00	0.56	0.33	0.65	0.83	0.90	0.68	0.88	0.88	0.55	0.55	0.62	0.63	0.68	0.72	0.73	0.95

Rolling Hour Summary

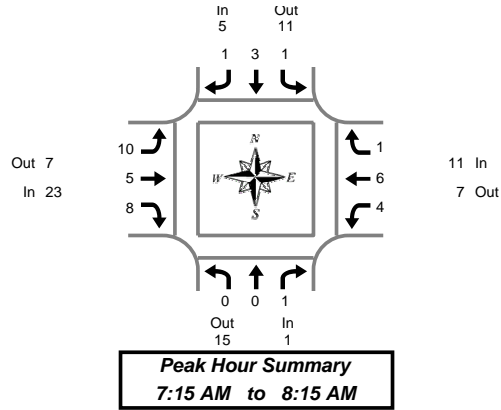
7:00 AM to 9:00 AM

Interval Start Time	Northbound Broadway St				Southbound Broadway St				Eastbound Mcloughlin Blvd				Westbound Mcloughlin Blvd				Interval Total	Pedestrians Crosswalk			
	L	T	R	Bikes	L	T	R	Bikes	L	T	R	Bikes	L	T	R	Bikes		North	South	East	West
07:00	0	6	4	0	59	303	18	2	13	156	20	0	22	75	36	0	712	0	0	2	3
07:15	0	9	4	0	50	312	19	1	14	150	22	0	30	90	49	2	749	0	0	2	2
07:30	1	9	5	0	50	300	23	1	16	112	28	0	31	97	54	2	726	0	1	2	1
07:45	1	13	7	0	51	266	25	1	23	105	29	0	27	97	61	2	705	0	2	1	2
08:00	2	19	4	0	44	223	22	0	25	107	29	0	19	94	60	2	648	0	3	0	1

Heavy Vehicle Summary



Clay Carney
(503) 833-2740



Broadway St & Mcloughlin Blvd

Tuesday, June 07, 2005
7:00 AM to 9:00 AM

Heavy Vehicle 5-Minute Interval Summary 7:00 AM to 9:00 AM

Interval Start Time	Northbound Broadway St				Southbound Broadway St				Eastbound Mcloughlin Blvd				Westbound Mcloughlin Blvd				Interval Total
	L	T	R	Total	L	T	R	Total	L	T	R	Total	L	T	R	Total	
07:00	0	0	0	0	0	0	0	0	1	3	1	5	0	0	1	1	6
07:05	0	1	0	1	0	0	0	0	0	0	1	1	0	0	0	0	2
07:10	0	0	0	0	0	0	0	0	0	0	1	1	0	0	0	0	1
07:15	0	0	0	0	0	0	0	0	3	0	0	3	0	1	0	1	4
07:20	0	0	1	1	1	0	0	1	0	0	0	0	0	0	0	0	2
07:25	0	0	0	0	0	0	0	0	0	1	1	2	0	0	0	0	2
07:30	0	0	0	0	0	0	0	0	1	1	0	2	0	1	1	2	4
07:35	0	0	0	0	0	0	0	0	1	1	2	4	1	1	0	2	6
07:40	0	0	0	0	0	1	0	1	0	0	1	1	0	0	0	0	2
07:45	0	0	0	0	0	0	0	0	1	0	0	1	0	0	0	0	1
07:50	0	0	0	0	0	0	0	0	1	2	1	4	0	1	0	1	5
07:55	0	0	0	0	0	1	0	1	1	0	0	1	1	0	0	1	3
08:00	0	0	0	0	0	1	0	1	0	0	0	0	1	1	0	2	3
08:05	0	0	0	0	0	0	1	1	1	0	1	2	1	1	0	2	5
08:10	0	0	0	0	0	0	0	0	1	0	2	3	0	0	0	0	3
08:15	0	0	0	0	0	0	0	0	0	0	0	0	0	0	1	1	1
08:20	0	0	0	0	0	0	0	0	3	2	3	8	0	0	0	0	8
08:25	0	0	0	0	0	0	0	0	0	0	0	0	0	1	1	2	2
08:30	0	1	0	1	0	0	0	0	1	2	0	3	0	0	0	0	4
08:35	0	0	0	0	0	0	0	0	2	1	1	4	0	4	0	4	8
08:40	0	0	0	0	0	1	0	1	0	0	2	2	0	0	0	0	3
08:45	0	0	0	0	0	0	0	0	1	2	1	4	0	2	0	2	6
08:50	0	1	0	1	0	0	0	0	2	1	0	3	0	2	0	2	6
08:55	0	0	0	0	0	0	0	0	0	0	1	1	0	0	0	0	1
Total Survey	0	3	1	4	1	4	1	6	20	16	19	55	4	15	4	23	88

Heavy Vehicle 15-Minute Interval Summary 7:00 AM to 9:00 AM

Interval Start Time	Northbound Broadway St				Southbound Broadway St				Eastbound Mcloughlin Blvd				Westbound Mcloughlin Blvd				Interval Total
	L	T	R	Total	L	T	R	Total	L	T	R	Total	L	T	R	Total	
07:00	0	1	0	1	0	0	0	0	1	3	3	7	0	0	1	1	9
07:15	0	0	1	1	1	0	0	1	3	1	1	5	0	1	0	1	8
07:30	0	0	0	0	0	1	0	1	2	2	3	7	1	2	1	4	12
07:45	0	0	0	0	0	1	0	1	3	2	1	6	1	1	0	2	9
08:00	0	0	0	0	0	1	1	2	2	0	3	5	2	2	0	4	11
08:15	0	0	0	0	0	0	0	0	3	2	3	8	0	1	2	3	11
08:30	0	1	0	1	0	1	0	1	3	3	3	9	0	4	0	4	15
08:45	0	1	0	1	0	0	0	0	3	3	2	8	0	4	0	4	13
Total Survey	0	3	1	4	1	4	1	6	20	16	19	55	4	15	4	23	88

Heavy Vehicle Peak Hour Summary 7:15 AM to 8:15 AM

By Approach	Northbound Broadway St			Southbound Broadway St			Eastbound Mcloughlin Blvd			Westbound Mcloughlin Blvd			Total
	In	Out	Total	In	Out	Total	In	Out	Total	In	Out	Total	
Volume	1	15	16	5	11	16	23	7	30	11	7	18	40
PHF	0.25			0.42			0.72			0.55			0.83

By Movement	Northbound Broadway St				Southbound Broadway St				Eastbound Mcloughlin Blvd				Westbound Mcloughlin Blvd				Total
	L	T	R	Total	L	T	R	Total	L	T	R	Total	L	T	R	Total	
Volume	0	0	1	1	1	3	1	5	10	5	8	23	4	6	1	11	40
PHF	0.00	0.00	0.25	0.25	0.25	0.38	0.25	0.42	0.83	0.42	0.67	0.72	0.33	0.75	0.25	0.55	0.83

Heavy Vehicle Rolling Hour Summary 7:00 AM to 9:00 AM

Interval Start Time	Northbound Broadway St				Southbound Broadway St				Eastbound Mcloughlin Blvd				Westbound Mcloughlin Blvd				Interval Total
	L	T	R	Total	L	T	R	Total	L	T	R	Total	L	T	R	Total	
07:00	0	1	1	2	1	2	0	3	9	8	8	25	2	4	2	8	38
07:15	0	0	1	1	1	3	1	5	10	5	8	23	4	6	1	11	40
07:30	0	0	0	0	0	3	1	4	10	6	10	26	4	6	3	13	43
07:45	0	1	0	1	0	3	1	4	11	7	10	28	3	8	2	13	46
08:00	0	2	0	2	0	2	1	3	11	8	11	30	2	11	2	15	50

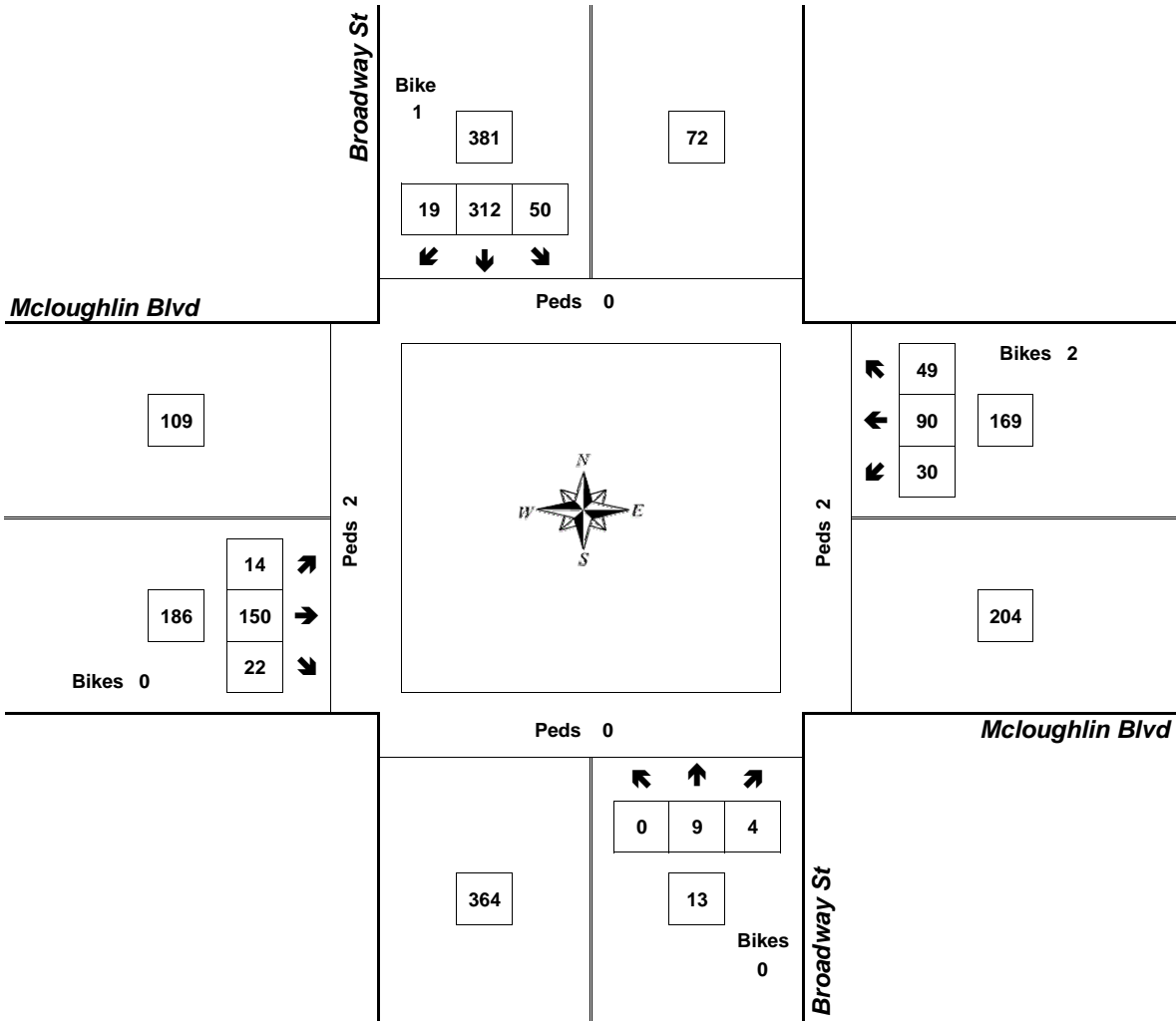
Peak Hour Summary



Clay Carney
(503) 833-2740

Broadway St & Mcloughlin Blvd

7:15 AM to 8:15 AM
Tuesday, June 07, 2005



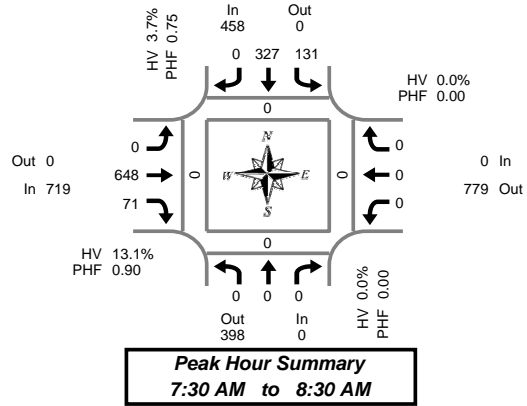
Approach	PHF	HV%	Volume
EB	0.62	12.4%	186
WB	0.73	6.5%	169
NB	0.65	7.7%	13
SB	0.88	1.3%	381
Intersection	0.95	5.3%	749

Count Period: 7:00 AM to 9:00 AM

Total Vehicle Summary



Clay Carney
(503) 833-2740



Broadway St & Mill Plain Blvd

Wednesday, June 01, 2005

7:00 AM to 9:00 AM

5-Minute Interval Summary

7:00 AM to 9:00 AM

Interval Start Time	Northbound Broadway St				Southbound Broadway St				Eastbound Mill Plain Blvd				Westbound Mill Plain Blvd				Interval Total	Pedestrians Crosswalk						
	L	T	R	Bikes	L	T	R	Bikes	L	T	R	Bikes	L	T	R	Bikes		North	South	East	West			
07:00	0	0	0	0	25	15	0	0	0	40	3	0	0	0	0	0	0	0	0	83	0	0	0	0
07:05	0	0	0	0	11	10	0	1	0	50	3	0	0	0	0	0	0	0	0	74	0	0	0	0
07:10	0	0	0	1	10	16	0	0	0	51	4	0	0	0	0	0	0	0	0	81	0	0	0	0
07:15	0	0	0	0	13	16	0	0	0	40	5	0	0	0	0	0	0	0	0	74	0	0	0	0
07:20	0	0	0	0	3	11	0	0	0	59	7	0	0	0	0	0	0	1	0	80	0	0	0	0
07:25	0	0	0	0	10	13	0	0	0	44	4	0	0	0	0	0	0	0	0	71	0	0	0	0
07:30	0	0	0	0	8	17	0	0	0	57	8	0	0	0	0	0	0	0	0	90	0	0	0	0
07:35	0	0	0	0	6	23	0	0	0	51	7	0	0	0	0	0	0	0	0	87	0	0	0	0
07:40	0	0	0	0	16	19	0	0	0	52	6	0	0	0	0	0	0	0	1	93	0	0	0	0
07:45	0	0	0	0	13	28	0	0	0	65	7	1	0	0	0	0	0	0	0	113	0	0	0	0
07:50	0	0	0	0	11	25	0	0	0	64	5	0	0	0	0	0	0	0	0	105	0	0	0	0
07:55	0	0	0	0	20	38	0	0	0	51	7	0	0	0	0	0	0	0	0	116	0	0	0	0
08:00	0	0	0	0	10	43	0	1	0	59	5	0	0	0	0	0	0	0	0	117	0	0	0	0
08:05	0	0	0	0	10	32	0	0	0	43	7	0	0	0	0	0	0	0	0	92	0	0	0	0
08:10	0	0	0	0	11	26	0	0	0	52	5	0	0	0	0	0	0	0	0	94	0	0	0	0
08:15	0	0	0	0	15	37	0	0	0	46	6	0	0	0	0	0	0	1	0	104	0	0	0	0
08:20	0	0	0	0	4	17	0	0	0	54	4	0	0	0	0	0	0	0	0	79	0	0	0	0
08:25	0	0	0	0	7	22	0	0	0	54	4	0	0	0	0	0	0	0	0	87	0	0	0	0
08:30	0	0	0	0	9	16	0	0	0	39	3	0	0	0	0	0	0	0	0	67	0	0	0	0
08:35	0	0	0	0	6	22	0	0	0	43	4	0	0	0	0	0	0	0	0	75	0	0	0	0
08:40	0	0	0	0	3	25	0	0	0	48	6	0	0	0	0	0	0	0	0	82	0	0	0	0
08:45	0	0	0	0	5	23	0	0	0	46	3	0	0	0	0	0	0	0	0	77	0	0	0	0
08:50	0	0	0	0	2	15	0	0	0	45	4	0	0	0	0	0	0	0	0	66	0	0	0	0
08:55	0	0	0	0	3	16	0	0	0	48	2	0	0	0	0	0	0	0	0	69	0	0	0	0
Total Survey	0	0	0	1	231	525	0	2	0	1,201	119	1	0	0	0	0	2	0	0	2,076	0	0	0	0

15-Minute Interval Summary

7:00 AM to 9:00 AM

Interval Start Time	Northbound Broadway St				Southbound Broadway St				Eastbound Mill Plain Blvd				Westbound Mill Plain Blvd				Interval Total	Pedestrians Crosswalk						
	L	T	R	Bikes	L	T	R	Bikes	L	T	R	Bikes	L	T	R	Bikes		North	South	East	West			
07:00	0	0	0	1	46	41	0	1	0	141	10	0	0	0	0	0	0	0	0	238	0	0	0	0
07:15	0	0	0	0	26	40	0	0	0	143	16	0	0	0	0	0	1	0	0	225	0	0	0	0
07:30	0	0	0	0	30	59	0	0	0	160	21	0	0	0	0	0	0	0	0	270	0	0	0	0
07:45	0	0	0	0	44	91	0	0	0	180	19	1	0	0	0	0	0	0	0	334	0	0	0	0
08:00	0	0	0	0	31	101	0	1	0	154	17	0	0	0	0	0	0	0	0	303	0	0	0	0
08:15	0	0	0	0	26	76	0	0	0	154	14	0	0	0	0	0	1	0	0	270	0	0	0	0
08:30	0	0	0	0	18	63	0	0	0	130	13	0	0	0	0	0	0	0	0	224	0	0	0	0
08:45	0	0	0	0	10	54	0	0	0	139	9	0	0	0	0	0	0	0	0	212	0	0	0	0
Total Survey	0	0	0	1	231	525	0	2	0	1,201	119	1	0	0	0	0	2	0	0	2,076	0	0	0	0

Peak Hour Summary

7:30 AM to 8:30 AM

By Approach	Northbound Broadway St				Southbound Broadway St				Eastbound Mill Plain Blvd				Westbound Mill Plain Blvd				Total	Pedestrians Crosswalk			
	In	Out	Total	Bikes	In	Out	Total	Bikes	In	Out	Total	Bikes	In	Out	Total	Bikes		North	South	East	West
Volume	0	398	398	0	458	0	458	1	719	0	719	1	0	779	779	1	1,177	0	0	0	0
%HV	0.0%				3.7%				13.1%				0.0%				9.4%				
PHF	0.00				0.75				0.90				0.00				0.87				

By Movement	Northbound Broadway St				Southbound Broadway St				Eastbound Mill Plain Blvd				Westbound Mill Plain Blvd				Total
	L	T	R	Total	L	T	R	Total	L	T	R	Total	L	T	R	Total	
Volume	0	0	0	0	131	327	0	458	0	624	71	719	0	0	0	0	1,177
%HV	0.0%	0.0%	0.0%	0.0%	0.8%	4.9%	0.0%	3.7%	0.0%	14.4%	1.4%	13.1%	0.0%	0.0%	0.0%	0.0%	9.4%
PHF	0.00	0.00	0.00	0.00	0.74	0.72	0.00	0.75	0.00	0.90	0.85	0.90	0.00	0.00	0.00	0.00	0.87

Rolling Hour Summary

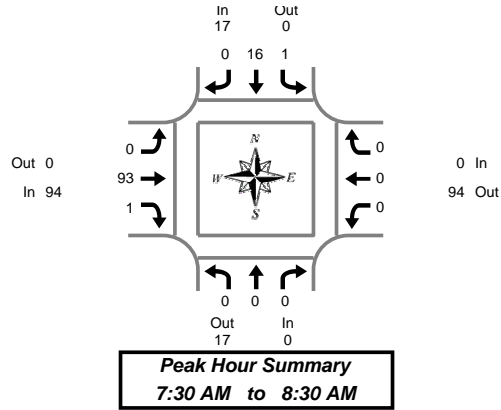
7:00 AM to 9:00 AM

Interval Start Time	Northbound Broadway St				Southbound Broadway St				Eastbound Mill Plain Blvd				Westbound Mill Plain Blvd				Interval Total	Pedestrians Crosswalk						
	L	T	R	Bikes	L	T	R	Bikes	L	T	R	Bikes	L	T	R	Bikes		North	South	East	West			
07:00	0	0	0	1	146	231	0	1	0	624	66	1	0	0	0	1	0	0	0	1,067	0	0	0	0
07:15	0	0	0	0	131	291	0	1	0	637	73	1	0	0	0	1	0	0	0	1,132	0	0	0	0
07:30	0	0	0	0	131	327	0	1	0	648	71	1	0	0	0	1	0	0	0	1,177	0	0	0	0
07:45	0	0	0	0	119	331	0	1	0	618	63	1	0	0	0	1	0	0	0	1,131	0	0	0	0
08:00	0	0	0	0	85	294	0	1	0	577	53	0	0	0	0	1	0	0	0	1,009	0	0	0	0

Heavy Vehicle Summary



Clay Carney
(503) 833-2740



Broadway St & Mill Plain Blvd

Wednesday, June 01, 2005

7:00 AM to 9:00 AM

Heavy Vehicle 5-Minute Interval Summary

7:00 AM to 9:00 AM

Interval Start Time	Northbound Broadway St				Southbound Broadway St				Eastbound Mill Plain Blvd				Westbound Mill Plain Blvd				Interval Total	
	L	T	R	Total	L	T	R	Total	L	T	R	Total	L	T	R	Total		
07:00	0	0	0	0	0	1	0	1	0	1	0	1	0	0	0	0	0	2
07:05	0	0	0	0	0	2	0	2	0	6	0	6	0	0	0	0	0	8
07:10	0	0	0	0	0	2	0	2	0	5	0	5	0	0	0	0	0	7
07:15	0	0	0	0	0	1	0	1	0	4	0	4	0	0	0	0	0	5
07:20	0	0	0	0	0	1	0	1	0	3	0	3	0	0	0	0	0	4
07:25	0	0	0	0	0	0	0	0	0	4	0	4	0	0	0	0	0	4
07:30	0	0	0	0	0	1	0	1	0	5	0	5	0	0	0	0	0	6
07:35	0	0	0	0	0	2	0	2	0	9	0	9	0	0	0	0	0	11
07:40	0	0	0	0	0	1	0	1	0	10	0	10	0	0	0	0	0	11
07:45	0	0	0	0	0	1	0	1	0	17	0	17	0	0	0	0	0	18
07:50	0	0	0	0	0	1	0	1	0	9	0	9	0	0	0	0	0	10
07:55	0	0	0	0	0	1	0	1	0	6	1	7	0	0	0	0	0	8
08:00	0	0	0	0	0	3	0	3	0	6	0	6	0	0	0	0	0	9
08:05	0	0	0	0	0	0	0	0	0	5	0	5	0	0	0	0	0	5
08:10	0	0	0	0	0	2	0	2	0	8	0	8	0	0	0	0	0	10
08:15	0	0	0	0	0	2	0	2	0	4	0	4	0	0	0	0	0	6
08:20	0	0	0	0	0	1	0	1	0	7	0	7	0	0	0	0	0	8
08:25	0	0	0	0	1	1	0	2	0	7	0	7	0	0	0	0	0	9
08:30	0	0	0	0	1	0	0	1	0	8	0	8	0	0	0	0	0	9
08:35	0	0	0	0	0	2	0	2	0	6	0	6	0	0	0	0	0	8
08:40	0	0	0	0	0	1	0	1	0	5	1	6	0	0	0	0	0	7
08:45	0	0	0	0	0	5	0	5	0	4	0	4	0	0	0	0	0	9
08:50	0	0	0	0	0	2	0	2	0	9	0	9	0	0	0	0	0	11
08:55	0	0	0	0	0	1	0	1	0	5	0	5	0	0	0	0	0	6
Total Survey	0	0	0	0	2	34	0	36	0	153	2	155	0	0	0	0	0	191

Heavy Vehicle 15-Minute Interval Summary

7:00 AM to 9:00 AM

Interval Start Time	Northbound Broadway St				Southbound Broadway St				Eastbound Mill Plain Blvd				Westbound Mill Plain Blvd				Interval Total	
	L	T	R	Total	L	T	R	Total	L	T	R	Total	L	T	R	Total		
07:00	0	0	0	0	0	5	0	5	0	12	0	12	0	0	0	0	0	17
07:15	0	0	0	0	0	2	0	2	0	11	0	11	0	0	0	0	0	13
07:30	0	0	0	0	0	4	0	4	0	24	0	24	0	0	0	0	0	28
07:45	0	0	0	0	0	3	0	3	0	32	1	33	0	0	0	0	0	36
08:00	0	0	0	0	0	5	0	5	0	19	0	19	0	0	0	0	0	24
08:15	0	0	0	0	1	4	0	5	0	18	0	18	0	0	0	0	0	23
08:30	0	0	0	0	1	3	0	4	0	19	1	20	0	0	0	0	0	24
08:45	0	0	0	0	0	8	0	8	0	18	0	18	0	0	0	0	0	26
Total Survey	0	0	0	0	2	34	0	36	0	153	2	155	0	0	0	0	0	191

Heavy Vehicle Peak Hour Summary

7:30 AM to 8:30 AM

By Approach	Northbound Broadway St			Southbound Broadway St			Eastbound Mill Plain Blvd			Westbound Mill Plain Blvd			Total
	In	Out	Total	In	Out	Total	In	Out	Total	In	Out	Total	
Volume	0	17	17	17	0	17	94	0	94	0	94	94	111
PHF	0.00			0.85			0.65			0.00			0.69

By Movement	Northbound Broadway St				Southbound Broadway St				Eastbound Mill Plain Blvd				Westbound Mill Plain Blvd				Total
	L	T	R	Total	L	T	R	Total	L	T	R	Total	L	T	R	Total	
Volume	0	0	0	0	1	16	0	17	0	93	1	94	0	0	0	0	111
PHF	0.00	0.00	0.00	0.00	0.25	0.80	0.00	0.85	0.00	0.65	0.25	0.65	0.00	0.00	0.00	0.00	0.69

Heavy Vehicle Rolling Hour Summary

7:00 AM to 9:00 AM

Interval Start Time	Northbound Broadway St				Southbound Broadway St				Eastbound Mill Plain Blvd				Westbound Mill Plain Blvd				Interval Total	
	L	T	R	Total	L	T	R	Total	L	T	R	Total	L	T	R	Total		
07:00	0	0	0	0	0	14	0	14	0	79	1	80	0	0	0	0	0	94
07:15	0	0	0	0	0	14	0	14	0	86	1	87	0	0	0	0	0	101
07:30	0	0	0	0	1	16	0	17	0	93	1	94	0	0	0	0	0	111
07:45	0	0	0	0	2	15	0	17	0	88	2	90	0	0	0	0	0	107
08:00	0	0	0	0	2	20	0	22	0	74	1	75	0	0	0	0	0	97

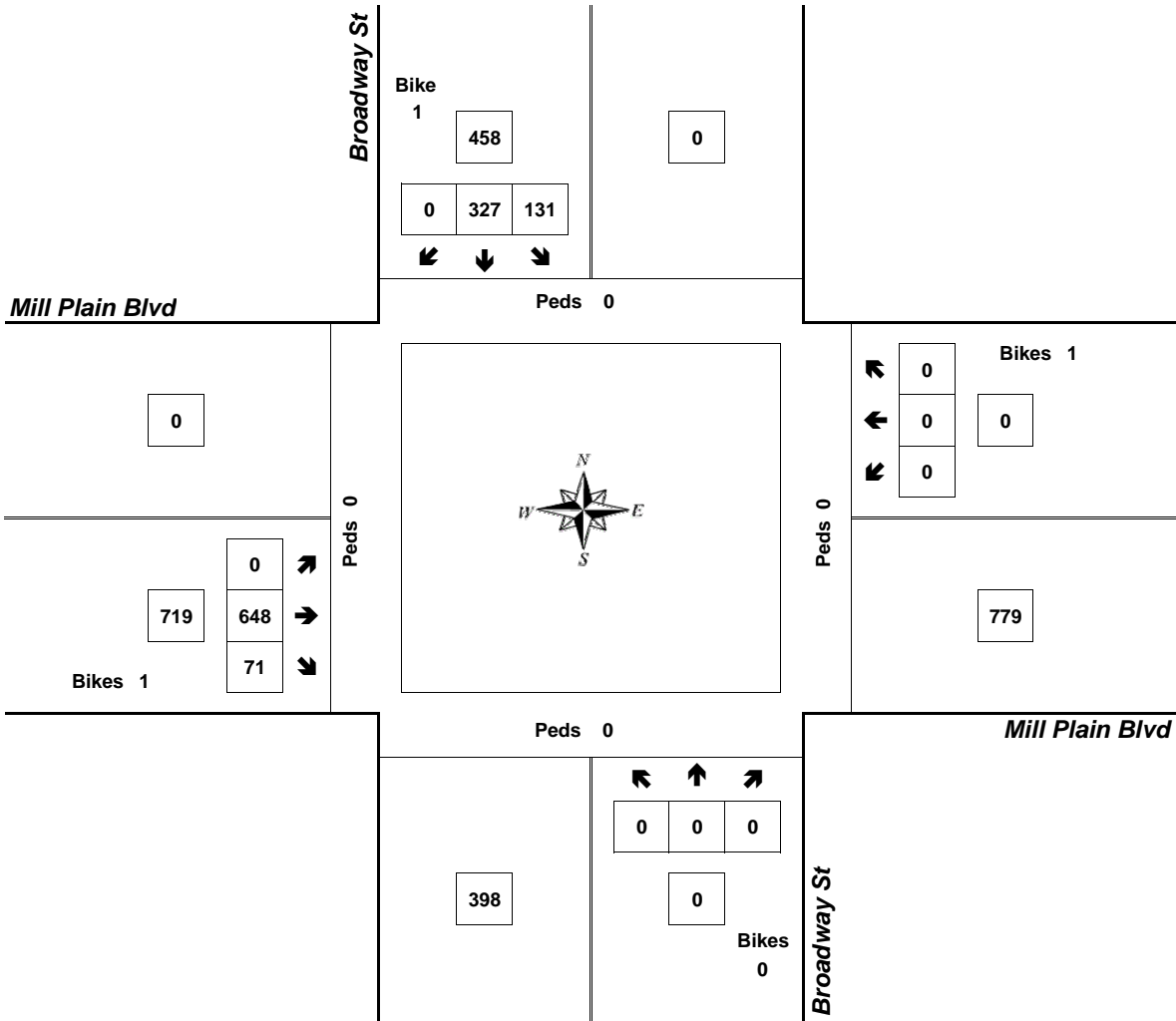
Peak Hour Summary



Clay Carney
(503) 833-2740

Broadway St & Mill Plain Blvd

7:30 AM to 8:30 AM
Wednesday, June 01, 2005



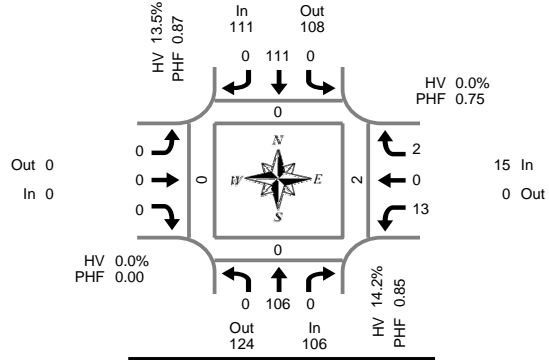
Approach	PHF	HV%	Volume
EB	0.90	13.1%	719
WB	0.00	0.0%	0
NB	0.00	0.0%	0
SB	0.75	3.7%	458
Intersection	0.87	9.4%	1,177

Count Period: 7:00 AM to 9:00 AM

Total Vehicle Summary



Clay Carney
(503) 833-2740



Columbia St & 3rd St

Wednesday, August 10, 2005
7:00 AM to 9:00 AM

Peak Hour Summary
7:35 AM to 8:35 AM

5-Minute Interval Summary

7:00 AM to 9:00 AM

Interval Start Time	Northbound Columbia St				Southbound Columbia St				Eastbound 3rd St				Westbound 3rd St				Interval Total	Pedestrians Crosswalk			
	L	T	R	Bikes	L	T	R	Bikes	L	T	R	Bikes	L	T	R	Bikes		North	South	East	West
07:00	0	9	0	0	0	14	0	0	0	0	0	0	1	0	0	0	24	0	0	0	0
07:05	0	14	0	0	0	4	0	1	0	0	0	0	1	0	0	0	19	0	0	0	0
07:10	0	5	0	2	0	0	0	0	0	0	0	0	1	0	0	0	6	0	0	0	0
07:15	0	10	0	1	0	3	0	2	0	0	0	0	1	0	0	0	14	0	0	3	0
07:20	0	6	0	0	0	6	0	0	0	0	0	0	0	0	0	0	12	0	0	0	0
07:25	0	5	0	0	0	8	0	2	0	0	0	0	2	0	0	0	15	0	0	0	0
07:30	0	10	0	0	0	6	0	0	0	0	0	0	0	0	0	0	16	0	0	1	0
07:35	0	8	0	0	0	8	0	0	0	0	0	0	1	0	0	0	17	0	0	0	0
07:40	0	13	0	0	0	13	0	2	0	0	0	0	1	0	0	0	27	0	0	0	0
07:45	0	8	0	1	0	8	0	2	0	0	0	0	2	0	1	0	19	0	0	0	0
07:50	0	10	0	2	0	11	0	2	0	0	0	0	1	0	0	0	22	0	0	0	0
07:55	0	9	0	0	0	12	0	0	0	0	0	0	1	0	0	0	22	0	0	0	0
08:00	0	7	0	1	0	8	0	0	0	0	0	0	2	0	0	0	17	0	0	2	0
08:05	0	7	0	0	0	5	0	0	0	0	0	0	1	0	0	0	13	0	0	0	0
08:10	0	4	0	1	0	10	0	1	0	0	0	0	1	0	1	0	16	0	0	0	0
08:15	0	9	0	0	0	7	0	1	0	0	0	0	0	0	0	0	16	0	0	0	0
08:20	0	10	0	0	0	10	0	0	0	0	0	0	1	0	0	0	21	0	0	0	0
08:25	0	11	0	1	0	10	0	1	0	0	0	0	2	0	0	0	23	0	0	0	0
08:30	0	10	0	0	0	9	0	0	0	0	0	0	0	0	0	0	19	0	0	0	0
08:35	0	8	0	0	0	7	0	2	0	0	0	0	1	0	0	0	16	0	0	0	0
08:40	0	8	0	1	0	4	0	1	0	0	0	0	1	0	0	0	13	0	0	0	0
08:45	0	6	0	0	0	11	0	0	0	0	0	0	0	0	1	0	18	0	0	0	0
08:50	0	6	0	2	0	6	0	0	0	0	0	0	1	0	0	0	13	0	0	0	0
08:55	0	6	0	0	0	7	0	0	0	0	0	0	1	0	0	0	14	0	0	0	0
Total Survey	0	199	0	12	0	187	0	17	0	0	0	0	23	0	3	0	412	0	0	6	0

15-Minute Interval Summary

7:00 AM to 9:00 AM

Interval Start Time	Northbound Columbia St				Southbound Columbia St				Eastbound 3rd St				Westbound 3rd St				Interval Total	Pedestrians Crosswalk			
	L	T	R	Bikes	L	T	R	Bikes	L	T	R	Bikes	L	T	R	Bikes		North	South	East	West
07:00	0	28	0	2	0	18	0	1	0	0	0	0	3	0	0	0	49	0	0	0	0
07:15	0	21	0	1	0	17	0	4	0	0	0	0	3	0	0	0	41	0	0	3	0
07:30	0	31	0	0	0	27	0	2	0	0	0	0	2	0	0	0	60	0	0	1	0
07:45	0	27	0	3	0	31	0	4	0	0	0	0	4	0	1	0	63	0	0	0	0
08:00	0	18	0	2	0	23	0	1	0	0	0	0	4	0	1	0	46	0	0	2	0
08:15	0	30	0	1	0	27	0	2	0	0	0	0	3	0	0	0	60	0	0	0	0
08:30	0	26	0	1	0	20	0	3	0	0	0	0	2	0	0	0	48	0	0	0	0
08:45	0	18	0	2	0	24	0	0	0	0	0	0	2	0	1	0	45	0	0	0	0
Total Survey	0	199	0	12	0	187	0	17	0	0	0	0	23	0	3	0	412	0	0	6	0

Peak Hour Summary

7:35 AM to 8:35 AM

By Approach	Northbound Columbia St				Southbound Columbia St				Eastbound 3rd St				Westbound 3rd St				Total	Pedestrians Crosswalk			
	In	Out	Total	Bikes	In	Out	Total	Bikes	In	Out	Total	Bikes	In	Out	Total	Bikes		North	South	East	West
Volume	106	124	230	6	111	108	219	9	0	0	0	0	15	0	15	0	232	0	0	2	0
%HV	14.2%				13.5%				0.0%				0.0%				12.9%				
PHF	0.85				0.87				0.00				0.75				0.85				

By Movement	Northbound Columbia St				Southbound Columbia St				Eastbound 3rd St				Westbound 3rd St				Total
	L	T	R	Total	L	T	R	Total	L	T	R	Total	L	T	R	Total	
Volume	0	106	0	106	0	111	0	111	0	0	0	0	13	0	2	15	232
%HV	0.0%	14.2%	0.0%	14.2%	0.0%	13.5%	0.0%	13.5%	0.0%	0.0%	0.0%	0.0%	0.0%	0.0%	0.0%	0.0%	12.9%
PHF	0.00	0.85	0.00	0.85	0.00	0.87	0.00	0.87	0.00	0.00	0.00	0.00	0.81	0.00	0.50	0.75	0.85

Rolling Hour Summary

7:00 AM to 9:00 AM

Interval Start Time	Northbound Columbia St				Southbound Columbia St				Eastbound 3rd St				Westbound 3rd St				Interval Total	Pedestrians Crosswalk			
	L	T	R	Bikes	L	T	R	Bikes	L	T	R	Bikes	L	T	R	Bikes		North	South	East	West
07:00	0	107	0	6	0	93	0	11	0	0	0	0	12	0	1	0	213	0	0	4	0
07:15	0	97	0	6	0	98	0	11	0	0	0	0	13	0	2	0	210	0	0	6	0
07:30	0	106	0	6	0	108	0	9	0	0	0	0	13	0	2	0	229	0	0	3	0
07:45	0	101	0	7	0	101	0	10	0	0	0	0	13	0	2	0	217	0	0	2	0

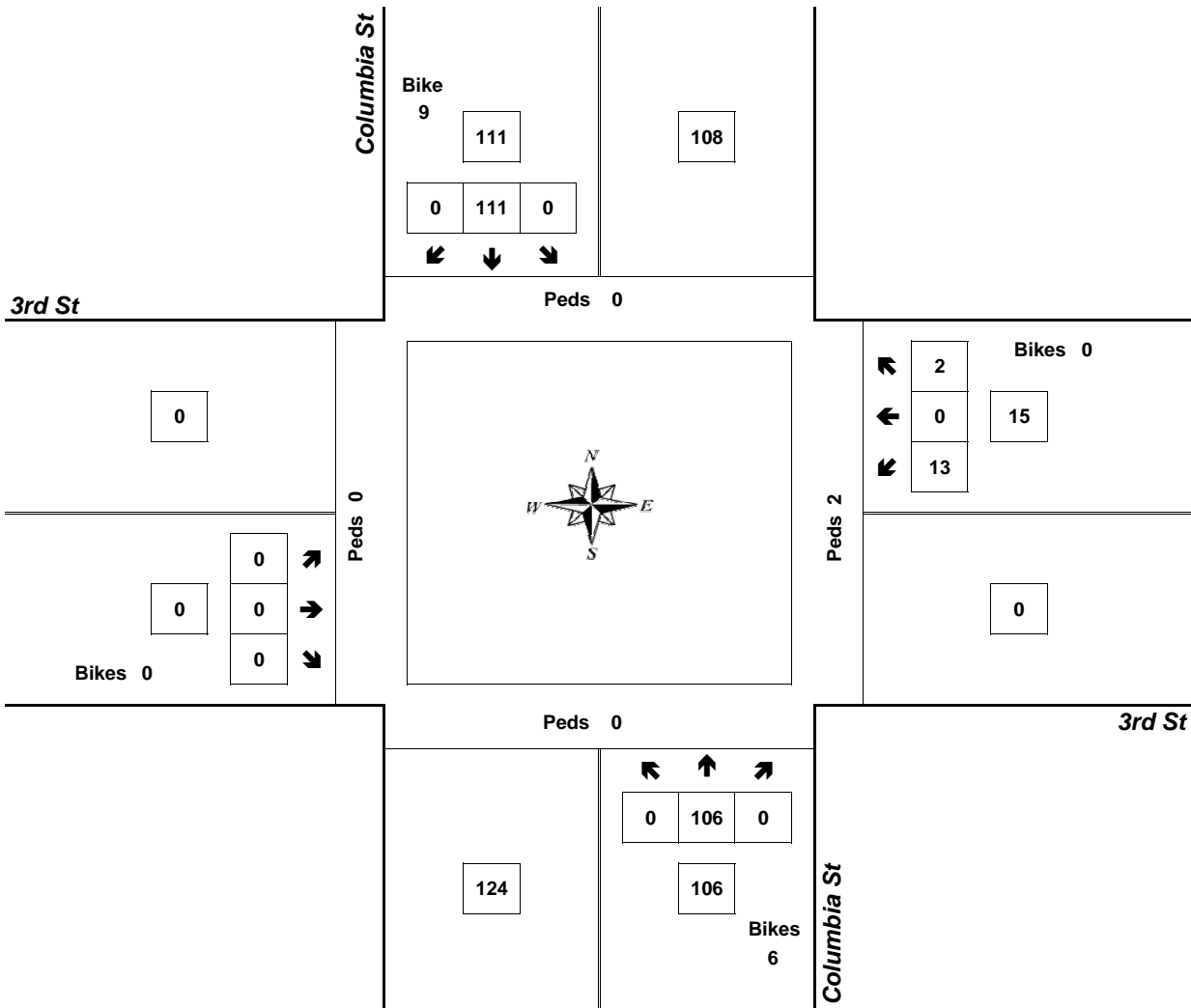
Peak Hour Summary



Clay Carney
(503) 833-2740

Columbia St & 3rd St

7:35 AM to 8:35 AM
Wednesday, August 10, 2005



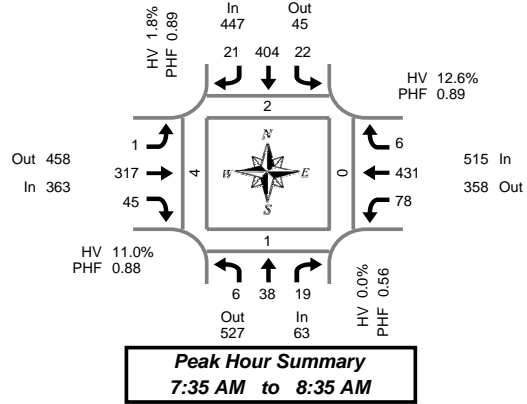
Approach	PHF	HV%	Volume
EB	0.00	0.0%	0
WB	0.75	0.0%	15
NB	0.85	14.2%	106
SB	0.87	13.5%	111
Intersection	0.85	12.9%	232

Count Period: 7:00 AM to 9:00 AM

Total Vehicle Summary



Clay Carney
(503) 833-2740



Columbia St & 4th Plain Blvd

Tuesday, June 07, 2005
7:00 AM to 9:00 AM

5-Minute Interval Summary 7:00 AM to 9:00 AM

Interval Start Time	Northbound Columbia St				Southbound Columbia St				Eastbound 4th Plain Blvd				Westbound 4th Plain Blvd				Interval Total	Pedestrians Crosswalk			
	L	T	R	Bikes	L	T	R	Bikes	L	T	R	Bikes	L	T	R	Bikes		North	South	East	West
07:00	1	2	2	0	2	21	1	0	0	27	0	0	3	28	0	0	87	2	0	0	0
07:05	0	3	2	0	1	14	1	1	0	35	1	0	4	22	1	1	84	0	1	1	0
07:10	0	1	1	0	2	29	3	0	1	39	2	0	1	28	1	0	108	0	0	0	0
07:15	0	2	1	0	0	33	3	0	1	32	2	0	3	41	0	0	118	0	1	0	1
07:20	1	3	0	0	3	34	2	0	0	16	7	0	4	48	0	0	118	0	0	0	0
07:25	1	2	0	0	2	26	2	0	0	28	5	0	11	31	0	0	108	0	0	0	0
07:30	0	3	3	0	3	27	1	0	0	21	6	0	4	31	1	0	100	0	0	0	0
07:35	0	3	0	0	1	26	3	0	0	25	7	0	5	37	0	0	107	0	0	0	0
07:40	0	2	1	0	3	35	1	0	0	26	5	0	6	50	0	0	129	0	0	0	0
07:45	0	1	2	0	3	36	2	0	1	28	5	0	3	40	0	0	121	0	0	0	1
07:50	1	0	0	0	2	27	1	0	0	24	8	0	5	40	0	0	108	0	0	0	1
07:55	0	3	0	0	4	46	1	0	0	24	4	0	8	31	0	0	121	0	1	0	0
08:00	1	1	1	0	0	38	2	0	0	24	2	0	3	35	0	0	107	0	0	0	0
08:05	0	3	2	0	2	29	3	0	0	23	2	0	2	32	0	0	98	0	0	0	0
08:10	0	4	3	0	0	31	1	0	0	28	2	0	9	30	3	0	111	2	0	0	2
08:15	0	5	2	0	3	41	1	0	0	20	2	0	11	44	0	0	129	0	0	0	0
08:20	0	5	1	0	3	32	1	0	0	35	2	0	12	36	0	0	127	0	0	0	0
08:25	2	7	1	0	0	33	4	0	0	25	3	0	9	28	2	0	114	0	0	0	0
08:30	2	4	6	0	1	30	1	0	0	35	3	0	5	28	1	0	116	0	0	0	0
08:35	0	1	4	0	1	18	2	0	0	47	4	0	4	24	0	0	105	0	0	0	1
08:40	1	5	3	0	2	33	2	0	0	20	2	0	7	24	1	0	100	0	0	0	1
08:45	0	7	1	0	0	15	0	0	1	31	5	0	9	23	0	0	92	0	0	1	0
08:50	4	9	0	0	0	23	1	0	0	11	2	0	13	23	0	0	86	0	0	0	0
08:55	0	5	4	0	3	19	0	0	0	17	1	0	3	34	1	0	87	0	0	0	0
Total Survey	14	81	40	0	41	696	39	1	4	641	82	0	144	788	11	1	2,581	4	3	2	6

15-Minute Interval Summary 7:00 AM to 9:00 AM

Interval Start Time	Northbound Columbia St				Southbound Columbia St				Eastbound 4th Plain Blvd				Westbound 4th Plain Blvd				Interval Total	Pedestrians Crosswalk			
	L	T	R	Bikes	L	T	R	Bikes	L	T	R	Bikes	L	T	R	Bikes		North	South	East	West
07:00	1	6	5	0	5	64	5	1	1	101	3	0	8	78	2	1	279	2	1	1	0
07:15	2	7	1	0	5	93	7	0	1	76	14	0	18	120	0	0	344	0	1	0	1
07:30	0	8	4	0	7	88	5	0	0	72	18	0	15	118	1	0	336	0	0	0	0
07:45	1	4	2	0	9	109	4	0	1	76	17	0	16	111	0	0	350	0	1	0	2
08:00	1	8	6	0	2	98	6	0	0	75	6	0	14	97	3	0	316	2	0	0	2
08:15	2	17	4	0	6	106	6	0	0	80	7	0	32	108	2	0	370	0	0	0	0
08:30	3	10	13	0	4	81	5	0	0	102	9	0	16	76	2	0	321	0	0	0	1
08:45	4	21	5	0	3	57	1	0	1	59	8	0	25	80	1	0	265	0	0	1	0
Total Survey	14	81	40	0	41	696	39	1	4	641	82	0	144	788	11	1	2,581	4	3	2	6

Peak Hour Summary 7:35 AM to 8:35 AM

By Approach	Northbound Columbia St				Southbound Columbia St				Eastbound 4th Plain Blvd				Westbound 4th Plain Blvd				Total	Pedestrians Crosswalk			
	In	Out	Total	Bikes	In	Out	Total	Bikes	In	Out	Total	Bikes	In	Out	Total	Bikes		North	South	East	West
Volume	63	527	590	0	447	45	492	0	363	458	821	0	515	358	873	0	1,388	2	1	0	4
%HV	0.0%				1.8%				11.0%				12.6%				8.1%				
PHF	0.56				0.89				0.88				0.89				0.94				

By Movement	Northbound Columbia St				Southbound Columbia St				Eastbound 4th Plain Blvd				Westbound 4th Plain Blvd				Total
	L	T	R	Total	L	T	R	Total	L	T	R	Total	L	T	R	Total	
Volume	6	38	19	63	22	404	21	447	1	317	45	363	78	431	6	515	1,388
%HV	0.0%	0.0%	0.0%	0.0%	9.1%	1.5%	0.0%	1.8%	0.0%	11.7%	6.7%	11.0%	3.8%	13.9%	33.3%	12.6%	8.1%
PHF	0.38	0.56	0.59	0.56	0.61	0.89	0.88	0.89	0.25	0.83	0.63	0.88	0.61	0.83	0.50	0.89	0.94

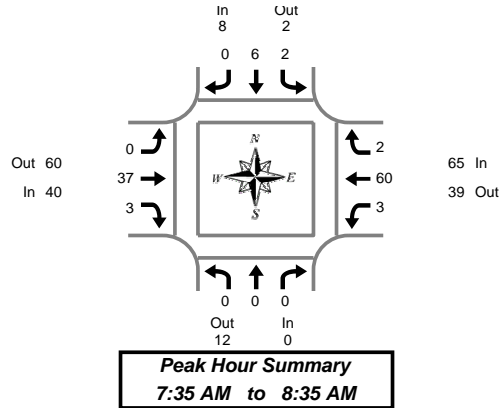
Rolling Hour Summary 7:00 AM to 9:00 AM

Interval Start Time	Northbound Columbia St				Southbound Columbia St				Eastbound 4th Plain Blvd				Westbound 4th Plain Blvd				Interval Total	Pedestrians Crosswalk			
	L	T	R	Bikes	L	T	R	Bikes	L	T	R	Bikes	L	T	R	Bikes		North	South	East	West
07:00	4	25	12	0	26	354	21	1	3	325	52	0	57	427	3	1	1,309	2	3	1	3
07:15	4	27	13	0	23	388	22	0	2	299	55	0	63	446	4	0	1,346	2	2	0	5
07:30	4	37	16	0	24	401	21	0	1	303	48	0	77	434	6	0	1,372	2	1	0	4
07:45	7	39	25	0	21	394	21	0	1	333	39	0	78	392	7	0	1,357	2	1	0	5
08:00	10	56	28	0	15	342	18	0	1	316	30	0	87	361	8	0	1,272	2	0	1	3

Heavy Vehicle Summary



Clay Carney
(503) 833-2740



Columbia St & 4th Plain Blvd

Tuesday, June 07, 2005
7:00 AM to 9:00 AM

Heavy Vehicle 5-Minute Interval Summary 7:00 AM to 9:00 AM

Interval Start Time	Northbound Columbia St				Southbound Columbia St				Eastbound 4th Plain Blvd				Westbound 4th Plain Blvd				Interval Total
	L	T	R	Total	L	T	R	Total	L	T	R	Total	L	T	R	Total	
07:00	0	0	0	0	0	0	0	0	0	4	0	4	0	6	0	6	10
07:05	0	1	0	1	0	0	0	0	0	2	0	2	1	5	0	6	9
07:10	0	0	0	0	0	0	0	0	0	5	0	5	0	3	0	3	8
07:15	0	0	0	0	0	0	0	0	0	2	0	2	0	3	0	3	5
07:20	0	0	0	0	0	1	0	1	0	1	0	1	0	4	0	4	6
07:25	0	0	0	0	0	0	0	0	0	6	0	6	1	3	0	4	10
07:30	0	0	0	0	0	0	0	0	0	3	0	3	0	0	0	0	3
07:35	0	0	0	0	0	0	0	0	0	1	1	2	0	8	0	8	10
07:40	0	0	0	0	0	0	0	0	0	6	0	6	0	1	0	1	7
07:45	0	0	0	0	0	1	0	1	0	4	0	4	0	3	0	3	8
07:50	0	0	0	0	0	0	0	0	0	3	0	3	0	2	0	2	5
07:55	0	0	0	0	0	0	0	0	0	2	1	3	0	7	0	7	10
08:00	0	0	0	0	0	2	0	2	0	2	0	2	0	5	0	5	9
08:05	0	0	0	0	1	0	0	1	0	2	0	2	0	7	0	7	10
08:10	0	0	0	0	0	0	0	0	0	4	0	4	1	8	1	10	14
08:15	0	0	0	0	1	0	0	1	0	3	0	3	0	6	0	6	10
08:20	0	0	0	0	0	1	0	1	0	7	1	8	1	4	0	5	14
08:25	0	0	0	0	0	2	0	2	0	1	0	1	0	3	1	4	7
08:30	0	0	0	0	0	0	0	0	0	2	0	2	1	6	0	7	9
08:35	0	0	0	0	0	1	0	1	0	5	0	5	1	8	0	9	15
08:40	0	0	0	0	0	0	0	0	0	2	0	2	1	8	0	9	11
08:45	0	1	0	1	0	0	0	0	0	7	0	7	1	2	0	3	11
08:50	1	0	0	1	0	1	0	1	0	2	0	2	1	6	0	7	11
08:55	0	0	0	0	0	0	0	0	0	2	0	2	0	10	0	10	12
Total Survey	1	2	0	3	2	9	0	11	0	78	3	81	9	118	2	129	224

Heavy Vehicle 15-Minute Interval Summary 7:00 AM to 9:00 AM

Interval Start Time	Northbound Columbia St				Southbound Columbia St				Eastbound 4th Plain Blvd				Westbound 4th Plain Blvd				Interval Total
	L	T	R	Total	L	T	R	Total	L	T	R	Total	L	T	R	Total	
07:00	0	1	0	1	0	0	0	0	0	11	0	11	1	14	0	15	27
07:15	0	0	0	0	0	1	0	1	0	9	0	9	1	10	0	11	21
07:30	0	0	0	0	0	0	0	0	0	10	1	11	0	9	0	9	20
07:45	0	0	0	0	0	1	0	1	0	9	1	10	0	12	0	12	23
08:00	0	0	0	0	1	2	0	3	0	8	0	8	1	20	1	22	33
08:15	0	0	0	0	1	3	0	4	0	11	1	12	1	13	1	15	31
08:30	0	0	0	0	0	1	0	1	0	9	0	9	3	22	0	25	35
08:45	1	1	0	2	0	1	0	1	0	11	0	11	2	18	0	20	34
Total Survey	1	2	0	3	2	9	0	11	0	78	3	81	9	118	2	129	224

Heavy Vehicle Peak Hour Summary 7:35 AM to 8:35 AM

By Approach	Northbound Columbia St			Southbound Columbia St			Eastbound 4th Plain Blvd			Westbound 4th Plain Blvd			Total
	In	Out	Total	In	Out	Total	In	Out	Total	In	Out	Total	
Volume	0	12	12	8	2	10	40	60	100	65	39	104	113
PHF	0.00			0.50			0.67			0.71			0.74

By Movement	Northbound Columbia St				Southbound Columbia St				Eastbound 4th Plain Blvd				Westbound 4th Plain Blvd				Total
	L	T	R	Total	L	T	R	Total	L	T	R	Total	L	T	R	Total	
Volume	0	0	0	0	2	6	0	8	0	37	3	40	3	60	2	65	113
PHF	0.00	0.00	0.00	0.00	0.25	0.50	0.00	0.50	0.00	0.66	0.75	0.67	0.38	0.71	0.50	0.71	0.74

Heavy Vehicle Rolling Hour Summary 7:00 AM to 9:00 AM

Interval Start Time	Northbound Columbia St				Southbound Columbia St				Eastbound 4th Plain Blvd				Westbound 4th Plain Blvd				Interval Total
	L	T	R	Total	L	T	R	Total	L	T	R	Total	L	T	R	Total	
07:00	0	1	0	1	0	2	0	2	0	39	2	41	2	45	0	47	91
07:15	0	0	0	0	1	4	0	5	0	36	2	38	2	51	1	54	97
07:30	0	0	0	0	2	6	0	8	0	38	3	41	2	54	2	58	107
07:45	0	0	0	0	2	7	0	9	0	37	2	39	5	67	2	74	122
08:00	1	1	0	2	2	7	0	9	0	39	1	40	7	73	2	82	133

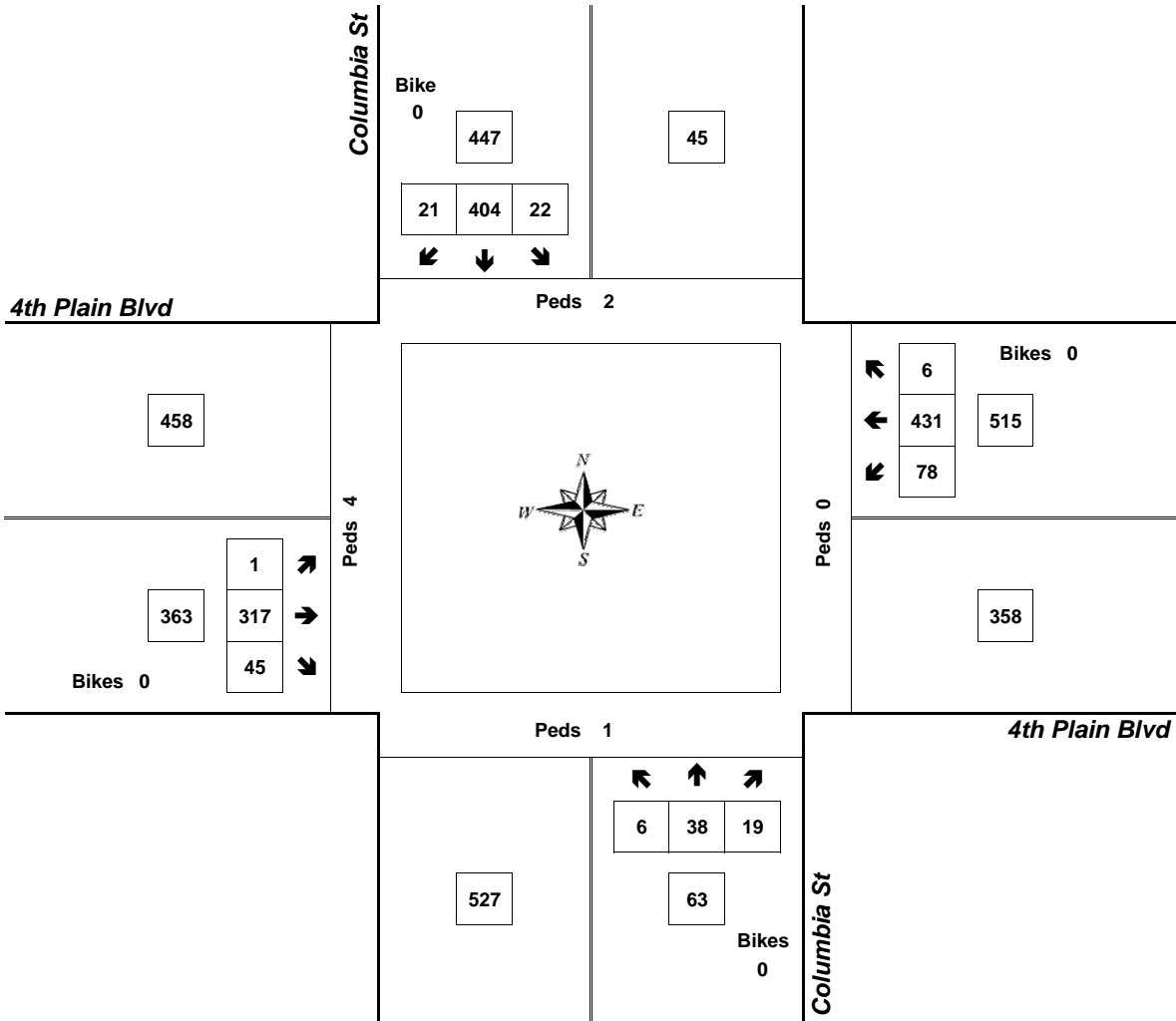
Peak Hour Summary



Clay Carney
(503) 833-2740

Columbia St & 4th Plain Blvd

7:35 AM to 8:35 AM
Tuesday, June 07, 2005



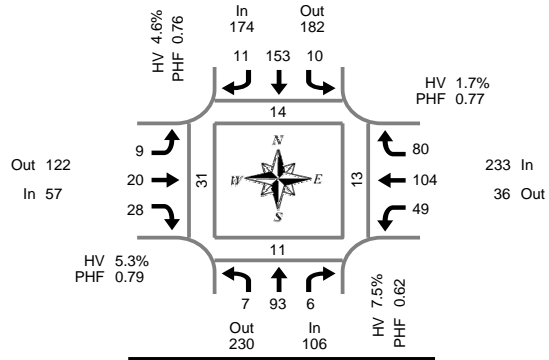
Approach	PHF	HV%	Volume
EB	0.88	11.0%	363
WB	0.89	12.6%	515
NB	0.56	0.0%	63
SB	0.89	1.8%	447
Intersection	0.94	8.1%	1,388

Count Period: 7:00 AM to 9:00 AM

Total Vehicle Summary



Clay Carney
(503) 833-2740



Columbia St & 6th St

Wednesday, August 10, 2005
7:00 AM to 9:00 AM

5-Minute Interval Summary

7:00 AM to 9:00 AM

Interval Start Time	Northbound Columbia St				Southbound Columbia St				Eastbound 6th St				Westbound 6th St				Interval Total	Pedestrians Crosswalk			
	L	T	R	Bikes	L	T	R	Bikes	L	T	R	Bikes	L	T	R	Bikes		North	South	East	West
07:00	0	1	1	0	0	16	0	0	1	2	0	0	4	10	2	0	37	0	2	2	3
07:05	0	5	0	1	0	8	0	0	0	1	2	0	3	10	6	0	35	0	1	2	2
07:10	0	10	0	0	0	10	3	1	0	0	1	0	1	2	9	0	36	2	0	2	0
07:15	0	9	0	0	0	12	0	0	1	1	0	0	0	9	4	0	36	1	0	3	16
07:20	0	4	2	2	1	11	1	0	0	0	0	0	3	7	9	0	38	0	0	0	0
07:25	0	4	0	0	0	11	1	0	0	2	7	0	1	12	10	0	48	0	2	2	3
07:30	1	5	0	0	1	13	1	1	0	2	1	0	2	10	4	0	40	1	1	1	0
07:35	0	10	1	0	0	17	0	1	0	1	3	0	7	7	4	0	50	4	3	0	2
07:40	0	14	1	0	0	14	1	0	0	1	3	0	3	5	9	0	51	0	0	0	5
07:45	2	10	0	0	3	16	2	0	2	2	2	0	6	3	6	0	54	1	0	1	0
07:50	3	13	0	0	3	18	0	0	1	1	5	0	5	9	6	0	64	1	1	0	1
07:55	0	9	1	1	0	13	2	0	0	1	3	0	4	7	9	1	49	0	4	4	0
08:00	0	6	0	1	0	8	1	0	1	3	0	0	8	17	11	1	55	2	0	0	4
08:05	1	4	1	0	0	9	1	0	3	4	1	0	4	12	3	0	43	4	0	1	0
08:10	0	5	0	0	2	11	1	0	1	2	3	1	6	6	5	0	42	0	0	1	0
08:15	0	3	0	0	2	6	6	0	0	1	0	0	5	2	4	0	29	1	1	5	5
08:20	0	5	0	1	0	9	0	0	0	2	3	0	5	10	4	1	38	1	0	1	0
08:25	0	5	0	0	1	7	1	0	0	0	3	0	1	7	4	0	29	1	2	1	3
08:30	1	10	0	0	0	11	0	0	0	4	2	0	3	7	4	0	42	0	1	0	2
08:35	2	6	0	0	0	9	2	1	2	2	1	1	6	2	5	0	37	3	1	1	2
08:40	1	9	2	0	1	12	1	0	0	2	0	0	3	4	4	1	39	0	0	0	0
08:45	1	3	0	1	2	15	2	0	3	1	2	0	4	4	8	0	45	2	5	7	1
08:50	0	10	1	0	1	6	2	0	0	1	4	0	4	5	9	0	43	1	2	5	4
08:55	3	7	3	0	2	8	0	0	1	4	1	0	4	4	10	0	47	6	0	2	2
Total Survey	15	167	13	7	19	270	28	4	16	40	47	2	92	171	149	4	1,027	31	26	41	55

15-Minute Interval Summary

7:00 AM to 9:00 AM

Interval Start Time	Northbound Columbia St				Southbound Columbia St				Eastbound 6th St				Westbound 6th St				Interval Total	Pedestrians Crosswalk			
	L	T	R	Bikes	L	T	R	Bikes	L	T	R	Bikes	L	T	R	Bikes		North	South	East	West
07:00	0	16	1	1	0	34	3	1	1	3	3	0	8	22	17	0	108	2	3	6	5
07:15	0	17	2	2	1	34	2	0	1	3	7	0	4	28	23	0	122	1	2	5	19
07:30	1	29	2	0	1	44	2	2	0	4	7	0	12	22	17	0	141	5	4	1	7
07:45	5	32	1	1	6	47	4	0	3	4	10	0	15	19	21	1	167	2	5	5	1
08:00	1	15	1	1	2	28	3	0	5	9	4	1	18	35	19	1	140	6	0	2	4
08:15	0	13	0	1	3	22	7	0	0	3	6	0	11	19	12	1	96	3	3	7	8
08:30	4	25	2	0	1	32	3	1	2	8	3	1	12	13	13	1	118	3	2	1	4
08:45	4	20	4	1	5	29	4	0	4	6	7	0	12	13	27	0	135	9	7	14	7
Total Survey	15	167	13	7	19	270	28	4	16	40	47	2	92	171	149	4	1,027	31	26	41	55

Peak Hour Summary

7:15 AM to 8:15 AM

By Approach	Northbound Columbia St				Southbound Columbia St				Eastbound 6th St				Westbound 6th St				Total	Pedestrians Crosswalk			
	In	Out	Total	Bikes	In	Out	Total	Bikes	In	Out	Total	Bikes	In	Out	Total	Bikes		North	South	East	West
Volume	106	230	336	4	174	182	356	2	57	122	179	1	233	36	269	2	570	14	11	13	31
%HV	7.5%				4.6%				5.3%				1.7%				4.0%				
PHF	0.62				0.76				0.79				0.77				0.84				

By Movement	Northbound Columbia St				Southbound Columbia St				Eastbound 6th St				Westbound 6th St				Total
	L	T	R	Total	L	T	R	Total	L	T	R	Total	L	T	R	Total	
Volume	7	93	6	106	10	153	11	174	9	20	28	57	49	104	80	233	570
%HV	0.0%	6.5%	33.3%	7.5%	20.0%	3.9%	0.0%	4.6%	22.2%	5.0%	0.0%	5.3%	6.1%	0.0%	1.3%	1.7%	4.0%
PHF	0.35	0.63	0.75	0.62	0.42	0.80	0.69	0.76	0.45	0.56	0.64	0.79	0.68	0.72	0.77	0.77	0.84

Rolling Hour Summary

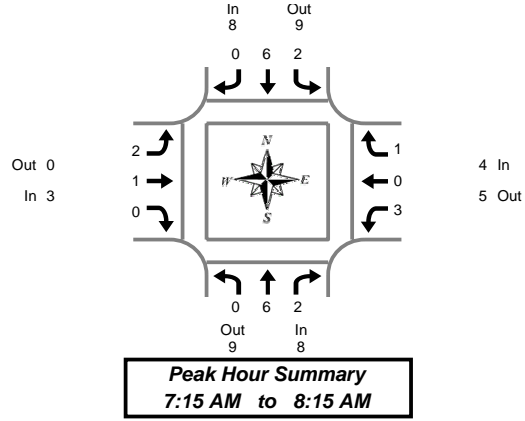
7:00 AM to 9:00 AM

Interval Start Time	Northbound Columbia St				Southbound Columbia St				Eastbound 6th St				Westbound 6th St				Interval Total	Pedestrians Crosswalk			
	L	T	R	Bikes	L	T	R	Bikes	L	T	R	Bikes	L	T	R	Bikes		North	South	East	West
07:00	6	94	6	4	8	159	11	3	5	14	27	0	39	91	78	1	538	10	14	17	32
07:15	7	93	6	4	10	153	11	2	9	20	28	1	49	104	80	2	570	14	11	13	31
07:30	7	89	4	3	12	141	16	2	8	20	27	1	56	95	69	3	544	16	12	15	20
07:45	10	85	4	3	12	129	17	1	10	24	23	2	56	86	65	4	521	14	10	15	17

Heavy Vehicle Summary



Clay Carney
(503) 833-2740



Columbia St & 6th St

Wednesday, August 10, 2005
7:00 AM to 9:00 AM

Heavy Vehicle 5-Minute Interval Summary 7:00 AM to 9:00 AM

Interval Start Time	Northbound Columbia St				Southbound Columbia St				Eastbound 6th St				Westbound 6th St				Interval Total
	L	T	R	Total	L	T	R	Total	L	T	R	Total	L	T	R	Total	
07:00	0	0	0	0	0	0	0	0	0	0	0	0	1	0	0	1	1
07:05	0	1	0	1	0	0	0	0	0	0	0	0	0	0	0	0	1
07:10	0	0	0	0	0	1	0	1	0	0	0	0	0	0	0	0	1
07:15	0	1	0	1	0	0	0	0	0	0	0	0	0	0	1	1	2
07:20	0	0	1	1	0	0	0	0	0	0	0	0	0	0	0	0	1
07:25	0	0	0	0	0	0	0	0	0	1	0	1	0	0	0	0	1
07:30	0	0	0	0	1	1	0	2	0	0	0	0	0	0	0	0	2
07:35	0	0	0	0	0	0	0	0	0	0	0	0	2	0	0	2	2
07:40	0	0	0	0	0	1	0	1	0	0	0	0	0	0	0	0	1
07:45	0	1	0	1	0	0	0	0	1	0	0	1	0	0	0	0	2
07:50	0	0	0	0	1	1	0	2	0	0	0	0	0	0	0	0	2
07:55	0	1	0	1	0	2	0	2	0	0	0	0	1	0	0	1	4
08:00	0	2	0	2	0	0	0	0	1	0	0	1	0	0	0	0	3
08:05	0	1	1	2	0	0	0	0	0	0	0	0	0	0	0	0	2
08:10	0	0	0	0	0	1	0	1	0	0	0	0	0	0	0	0	1
08:15	0	0	0	0	0	0	0	0	0	0	0	0	0	0	0	0	0
08:20	0	2	0	2	0	1	0	1	0	0	0	0	1	0	0	1	4
08:25	0	0	0	0	0	2	0	2	0	0	0	0	0	1	0	1	3
08:30	0	1	0	1	0	1	0	1	0	1	0	1	0	0	0	0	3
08:35	0	0	0	0	0	0	0	0	0	0	0	0	1	1	0	2	2
08:40	0	1	1	2	0	1	0	1	0	0	0	0	0	0	0	0	3
08:45	0	0	0	0	0	0	0	0	0	0	0	0	2	0	2	4	4
08:50	0	0	0	0	0	1	0	1	0	0	0	0	1	0	0	1	2
08:55	1	1	0	2	1	0	0	1	0	0	0	0	0	0	1	1	4
Total Survey	1	12	3	16	3	13	0	16	2	2	0	4	9	2	4	15	51

Heavy Vehicle 15-Minute Interval Summary 7:00 AM to 9:00 AM

Interval Start Time	Northbound Columbia St				Southbound Columbia St				Eastbound 6th St				Westbound 6th St				Interval Total
	L	T	R	Total	L	T	R	Total	L	T	R	Total	L	T	R	Total	
07:00	0	1	0	1	0	1	0	1	0	0	0	0	1	0	0	1	3
07:15	0	1	1	2	0	0	0	0	0	1	0	1	0	0	1	1	4
07:30	0	0	0	0	1	2	0	3	0	0	0	0	2	0	0	2	5
07:45	0	2	0	2	1	3	0	4	1	0	0	1	1	0	0	1	8
08:00	0	3	1	4	0	1	0	1	1	0	0	1	0	0	0	0	6
08:15	0	2	0	2	0	3	0	3	0	0	0	0	1	1	0	2	7
08:30	0	2	1	3	0	2	0	2	0	1	0	1	1	1	0	2	8
08:45	1	1	0	2	1	1	0	2	0	0	0	0	3	0	3	6	10
Total Survey	1	12	3	16	3	13	0	16	2	2	0	4	9	2	4	15	51

Heavy Vehicle Peak Hour Summary 7:15 AM to 8:15 AM

By Approach	Northbound Columbia St			Southbound Columbia St			Eastbound 6th St			Westbound 6th St			Total
	In	Out	Total	In	Out	Total	In	Out	Total	In	Out	Total	
Volume	8	9	17	8	9	17	3	0	3	4	5	9	23
PHF	0.40			0.50			0.75			0.50			0.64

By Movement	Northbound Columbia St				Southbound Columbia St				Eastbound 6th St				Westbound 6th St				Total
	L	T	R	Total	L	T	R	Total	L	T	R	Total	L	T	R	Total	
Volume	0	6	2	8	2	6	0	8	2	1	0	3	3	0	1	4	23
PHF	0.00	0.38	0.50	0.40	0.50	0.50	0.00	0.50	0.50	0.25	0.00	0.75	0.38	0.00	0.25	0.50	0.64

Heavy Vehicle Rolling Hour Summary 7:00 AM to 9:00 AM

Interval Start Time	Northbound Columbia St				Southbound Columbia St				Eastbound 6th St				Westbound 6th St				Interval Total
	L	T	R	Total	L	T	R	Total	L	T	R	Total	L	T	R	Total	
07:00	0	4	1	5	2	6	0	8	1	1	0	2	4	0	1	5	20
07:15	0	6	2	8	2	6	0	8	2	1	0	3	3	0	1	4	23
07:30	0	7	1	8	2	9	0	11	2	0	0	2	4	1	0	5	26
07:45	0	9	2	11	1	9	0	10	2	1	0	3	3	2	0	5	29

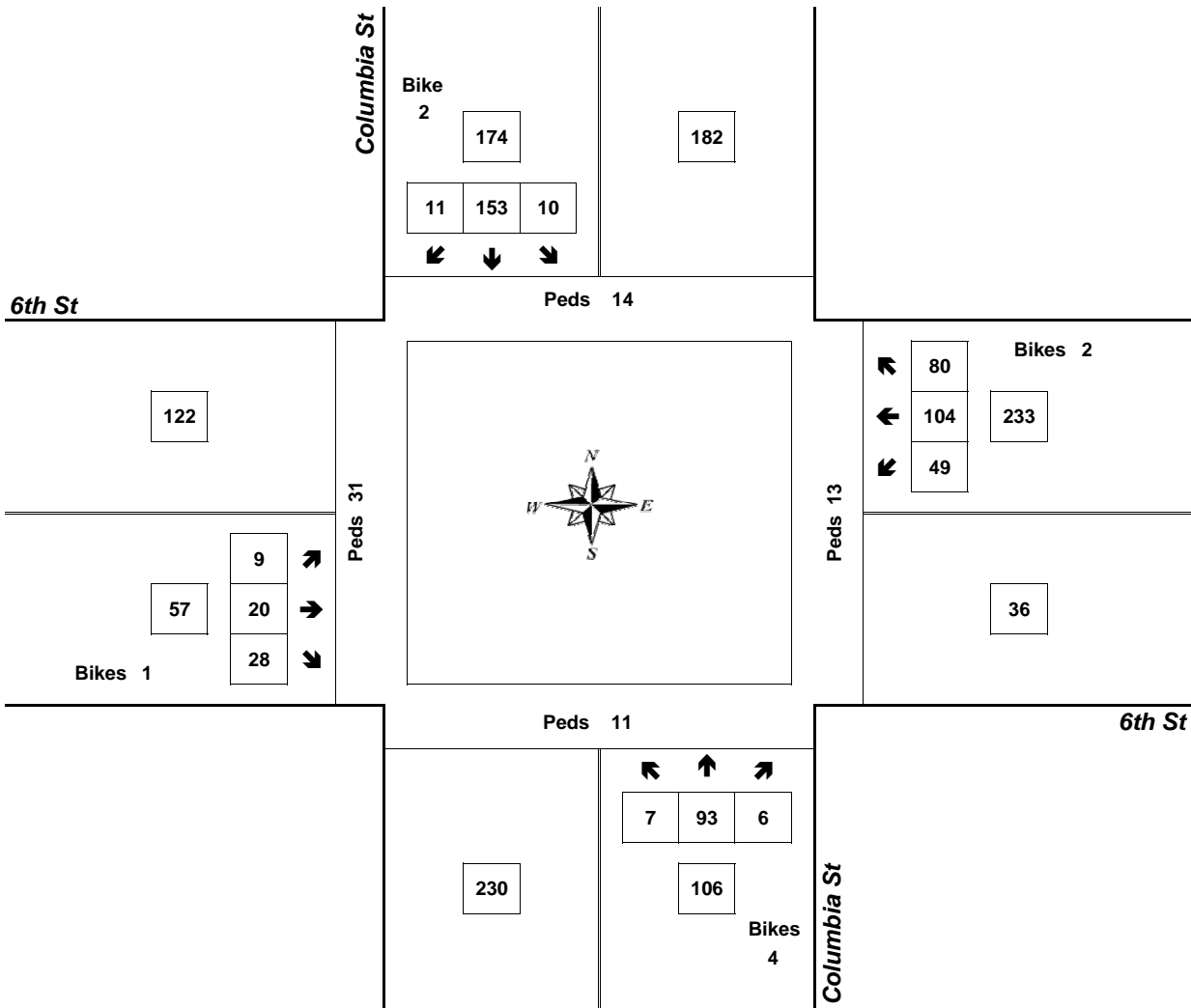
Peak Hour Summary



Clay Carney
(503) 833-2740

Columbia St & 6th St

7:15 AM to 8:15 AM
Wednesday, August 10, 2005



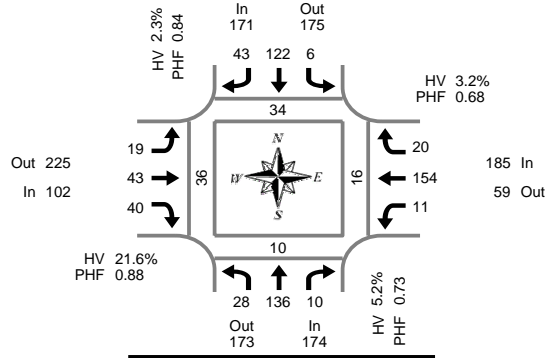
Approach	PHF	HV%	Volume
EB	0.79	5.3%	57
WB	0.77	1.7%	233
NB	0.62	7.5%	106
SB	0.76	4.6%	174
Intersection	0.84	4.0%	570

Count Period: 7:00 AM to 9:00 AM

Total Vehicle Summary



Clay Carney
(503) 833-2740



Columbia St & 8th St

Wednesday, August 10, 2005
7:00 AM to 9:00 AM

5-Minute Interval Summary

7:00 AM to 9:00 AM

Interval Start Time	Northbound Columbia St				Southbound Columbia St				Eastbound 8th St				Westbound 8th St				Interval Total	Pedestrians Crosswalk			
	L	T	R	Bikes	L	T	R	Bikes	L	T	R	Bikes	L	T	R	Bikes		North	South	East	West
07:00	2	2	0	0	1	12	1	0	0	3	6	0	0	10	0	0	37	3	1	2	2
07:05	3	8	2	2	0	6	2	1	1	2	4	0	0	8	0	0	36	2	0	1	2
07:10	7	11	0	0	0	12	2	0	1	1	1	1	1	1	1	2	38	1	0	0	1
07:15	1	9	2	1	0	7	3	1	0	1	2	0	0	9	2	0	36	2	0	4	1
07:20	4	9	2	0	0	10	4	0	0	5	2	1	1	8	0	0	45	1	0	1	13
07:25	2	10	1	0	0	11	2	1	2	3	1	1	0	12	0	0	44	0	0	4	1
07:30	3	7	0	0	0	10	5	0	2	2	5	0	0	11	3	0	48	2	1	0	1
07:35	2	11	0	0	0	12	1	0	0	5	5	0	0	10	1	0	47	6	0	2	3
07:40	2	17	4	0	0	13	3	0	4	2	2	1	2	9	1	0	59	3	2	1	2
07:45	3	14	0	0	0	15	1	1	2	2	6	1	1	10	3	1	57	3	1	1	4
07:50	3	16	1	1	0	13	5	1	4	5	2	2	1	19	1	0	70	3	0	0	0
07:55	2	14	1	0	0	12	5	1	0	4	2	0	1	25	0	0	66	0	2	4	3
08:00	2	14	0	0	1	6	5	2	0	2	4	0	0	18	3	0	55	2	2	1	2
08:05	2	10	0	0	3	6	4	1	4	5	2	0	0	12	2	0	50	8	0	0	4
08:10	2	8	0	1	1	6	4	0	1	2	5	1	3	8	5	2	45	0	2	1	0
08:15	1	6	1	2	1	8	4	0	0	6	4	1	2	12	1	0	46	6	0	1	3
08:20	2	6	0	0	1	7	4	0	1	3	2	0	0	9	2	0	37	1	1	1	4
08:25	1	10	0	1	0	5	5	0	2	2	2	0	2	14	1	0	44	5	1	3	2
08:30	4	8	2	1	1	8	4	0	1	4	2	0	1	13	2	1	50	2	1	1	1
08:35	2	10	0	1	0	6	5	0	2	5	3	1	2	14	0	1	49	1	1	1	3
08:40	3	12	0	0	0	10	6	1	1	3	4	1	0	8	3	1	50	1	4	5	1
08:45	4	9	2	0	1	15	0	0	1	8	4	1	1	11	3	0	59	5	2	0	2
08:50	3	10	2	0	0	12	2	0	2	6	3	0	0	8	2	1	50	2	2	0	1
08:55	5	11	1	0	1	6	3	0	0	8	2	0	0	10	1	0	48	6	0	2	2
Total Survey	65	242	21	10	11	228	80	10	31	89	75	12	18	269	37	9	1,166	65	23	36	58

15-Minute Interval Summary

7:00 AM to 9:00 AM

Interval Start Time	Northbound Columbia St				Southbound Columbia St				Eastbound 8th St				Westbound 8th St				Interval Total	Pedestrians Crosswalk			
	L	T	R	Bikes	L	T	R	Bikes	L	T	R	Bikes	L	T	R	Bikes		North	South	East	West
07:00	12	21	2	2	1	30	5	1	2	6	11	1	1	19	1	2	111	6	1	3	5
07:15	7	28	5	1	0	28	9	2	2	9	5	2	1	29	2	0	125	3	0	9	15
07:30	7	35	4	0	0	35	9	0	6	9	12	1	2	30	5	0	154	11	3	3	6
07:45	8	44	2	1	0	40	11	3	6	11	10	3	3	54	4	1	193	6	3	5	7
08:00	6	32	0	1	5	18	13	3	5	9	11	1	3	38	10	2	150	10	4	2	6
08:15	4	22	1	3	2	20	13	0	3	11	8	1	4	35	4	0	127	12	2	5	9
08:30	9	30	2	2	1	24	15	1	4	12	9	2	3	35	5	3	149	4	6	7	5
08:45	12	30	5	0	2	33	5	0	3	22	9	1	1	29	6	1	157	13	4	2	5
Total Survey	65	242	21	10	11	228	80	10	31	89	75	12	18	269	37	9	1,166	65	23	36	58

Peak Hour Summary

7:20 AM to 8:20 AM

By Approach	Northbound Columbia St				Southbound Columbia St				Eastbound 8th St				Westbound 8th St				Total	Pedestrians Crosswalk			
	In	Out	Total	Bikes	In	Out	Total	Bikes	In	Out	Total	Bikes	In	Out	Total	Bikes		North	South	East	West
Volume	174	173	347	4	171	175	346	7	102	225	327	8	185	59	244	3	632	34	10	16	36
%HV	5.2%				2.3%				21.6%				3.2%				6.5%				
PHF	0.73				0.84				0.88				0.68				0.82				

By Movement	Northbound Columbia St				Southbound Columbia St				Eastbound 8th St				Westbound 8th St				Total
	L	T	R	Total	L	T	R	Total	L	T	R	Total	L	T	R	Total	
Volume	28	136	10	174	6	122	43	171	19	43	40	102	11	154	20	185	632
%HV	7.1%	5.1%	0.0%	5.2%	16.7%	2.5%	0.0%	2.3%	0.0%	34.9%	17.5%	21.6%	0.0%	3.9%	0.0%	3.2%	6.5%
PHF	0.78	0.72	0.50	0.73	0.30	0.74	0.72	0.84	0.48	0.83	0.77	0.88	0.55	0.62	0.50	0.68	0.82

Rolling Hour Summary

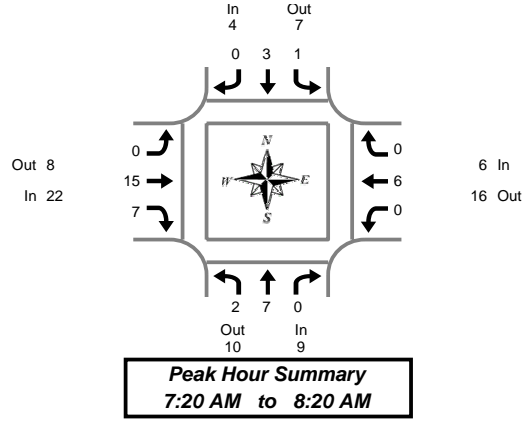
7:00 AM to 9:00 AM

Interval Start Time	Northbound Columbia St				Southbound Columbia St				Eastbound 8th St				Westbound 8th St				Interval Total	Pedestrians Crosswalk			
	L	T	R	Bikes	L	T	R	Bikes	L	T	R	Bikes	L	T	R	Bikes		North	South	East	West
07:00	34	128	13	4	1	133	34	6	16	35	38	7	7	132	12	3	583	26	7	20	33
07:15	28	139	11	3	5	121	42	8	19	38	38	7	9	151	21	3	622	30	10	19	34
07:30	25	133	7	5	7	113	46	6	20	40	41	6	12	157	23	3	624	39	12	15	28
07:45	27	128	5	7	8	102	52	7	18	43	38	7	13	162	23	6	619	32	15	19	27

Heavy Vehicle Summary



Clay Carney
(503) 833-2740



Columbia St & 8th St

Wednesday, August 10, 2005
7:00 AM to 9:00 AM

Heavy Vehicle 5-Minute Interval Summary 7:00 AM to 9:00 AM

Interval Start Time	Northbound Columbia St				Southbound Columbia St				Eastbound 8th St				Westbound 8th St				Interval Total	
	L	T	R	Total	L	T	R	Total	L	T	R	Total	L	T	R	Total		
07:00	0	0	0	0	0	0	0	0	0	0	0	0	0	1	0	0	1	1
07:05	1	0	0	1	0	0	1	1	0	0	0	0	0	0	0	0	0	2
07:10	0	1	0	1	0	1	0	1	1	0	0	1	0	0	0	0	1	3
07:15	1	1	0	2	0	0	0	0	0	0	0	0	0	1	0	0	1	3
07:20	1	0	0	1	0	0	0	0	0	0	0	0	0	0	0	0	0	1
07:25	0	0	0	0	0	0	0	0	0	3	0	3	0	0	0	0	0	3
07:30	0	0	0	0	0	0	0	0	0	1	2	3	0	0	0	0	3	
07:35	0	0	0	0	0	0	0	0	0	3	0	3	0	1	0	1	4	
07:40	0	0	0	0	0	0	0	0	0	0	1	1	0	1	0	1	2	
07:45	0	2	0	2	0	1	0	1	0	2	1	3	0	0	0	0	6	
07:50	0	0	0	0	0	1	0	1	0	3	0	3	0	1	0	1	5	
07:55	0	0	0	0	0	1	0	1	0	0	1	1	0	1	0	1	3	
08:00	1	3	0	4	0	0	0	0	0	0	0	0	0	1	0	0	5	
08:05	0	1	0	1	1	0	0	1	0	2	0	2	0	0	0	0	4	
08:10	0	1	0	1	0	0	0	0	0	0	2	2	0	1	0	1	4	
08:15	0	0	0	0	0	0	0	0	0	1	0	1	0	0	0	0	1	
08:20	0	2	0	2	0	1	0	1	0	0	0	0	0	1	0	1	4	
08:25	0	0	0	0	0	0	0	0	0	0	1	1	1	0	0	1	2	
08:30	0	0	1	1	0	1	0	1	0	1	0	1	0	0	0	0	3	
08:35	0	0	0	0	0	0	0	0	1	1	0	2	0	0	0	0	2	
08:40	0	0	0	0	0	0	0	0	0	1	0	1	0	0	0	0	1	
08:45	2	1	0	3	0	0	0	0	0	0	0	0	0	1	0	1	4	
08:50	0	0	0	0	0	1	0	1	0	0	1	1	0	0	0	0	2	
08:55	1	0	0	1	0	0	0	0	0	2	1	3	0	0	0	0	4	
Total Survey	7	12	1	20	1	7	1	9	2	20	10	32	1	10	0	11	72	

Heavy Vehicle 15-Minute Interval Summary 7:00 AM to 9:00 AM

Interval Start Time	Northbound Columbia St				Southbound Columbia St				Eastbound 8th St				Westbound 8th St				Interval Total
	L	T	R	Total	L	T	R	Total	L	T	R	Total	L	T	R	Total	
07:00	1	1	0	2	0	1	1	2	1	0	0	1	0	1	0	1	6
07:15	2	1	0	3	0	0	0	0	0	3	0	3	0	1	0	1	7
07:30	0	0	0	0	0	0	0	0	0	4	3	7	0	2	0	2	9
07:45	0	2	0	2	0	3	0	3	0	5	2	7	0	2	0	2	14
08:00	1	5	0	6	1	0	0	1	0	2	2	4	0	2	0	2	13
08:15	0	2	0	2	0	1	0	1	0	1	1	2	1	1	0	2	7
08:30	0	0	1	1	0	1	0	1	1	3	0	4	0	0	0	0	6
08:45	3	1	0	4	0	1	0	1	0	2	2	4	0	1	0	1	10
Total Survey	7	12	1	20	1	7	1	9	2	20	10	32	1	10	0	11	72

Heavy Vehicle Peak Hour Summary 7:20 AM to 8:20 AM

By Approach	Northbound Columbia St			Southbound Columbia St			Eastbound 8th St			Westbound 8th St			Total
	In	Out	Total	In	Out	Total	In	Out	Total	In	Out	Total	
Volume	9	10	19	4	7	11	22	8	30	6	16	22	41
PHF	0.38			0.33			0.61			0.50			0.73

By Movement	Northbound Columbia St				Southbound Columbia St				Eastbound 8th St				Westbound 8th St				Total
	L	T	R	Total	L	T	R	Total	L	T	R	Total	L	T	R	Total	
Volume	2	7	0	9	1	3	0	4	0	15	7	22	0	6	0	6	41
PHF	0.50	0.35	0.00	0.38	0.25	0.25	0.00	0.33	0.00	0.54	0.58	0.61	0.00	0.50	0.00	0.50	0.73

Heavy Vehicle Rolling Hour Summary 7:00 AM to 9:00 AM

Interval Start Time	Northbound Columbia St				Southbound Columbia St				Eastbound 8th St				Westbound 8th St				Interval Total
	L	T	R	Total	L	T	R	Total	L	T	R	Total	L	T	R	Total	
07:00	3	4	0	7	0	4	1	5	1	12	5	18	0	6	0	6	36
07:15	3	8	0	11	1	3	0	4	0	14	7	21	0	7	0	7	43
07:30	1	9	0	10	1	4	0	5	0	12	8	20	1	7	0	8	43
07:45	1	9	1	11	1	5	0	6	1	11	5	17	1	5	0	6	40

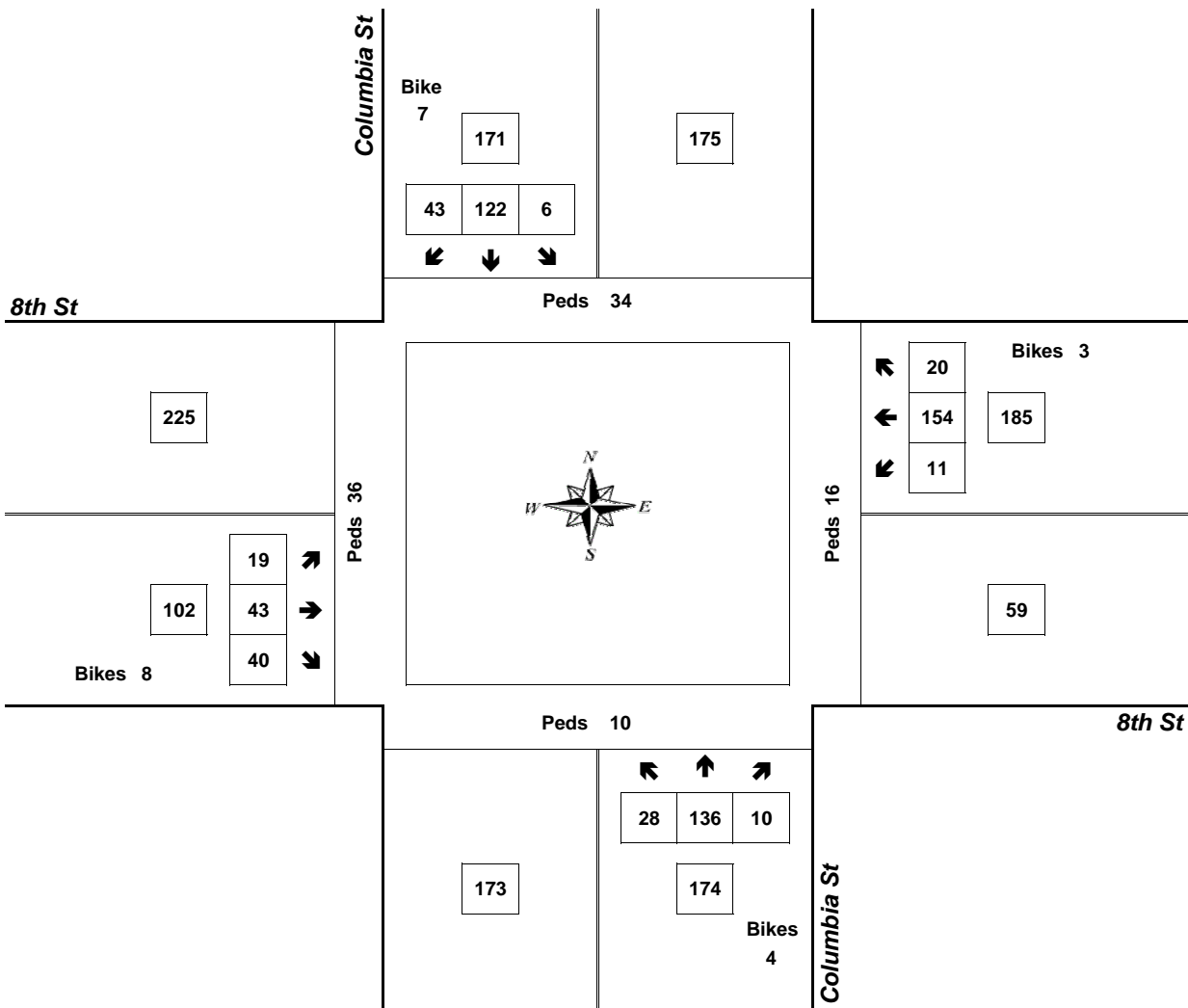
Peak Hour Summary



Clay Carney
(503) 833-2740

Columbia St & 8th St

7:20 AM to 8:20 AM
Wednesday, August 10, 2005



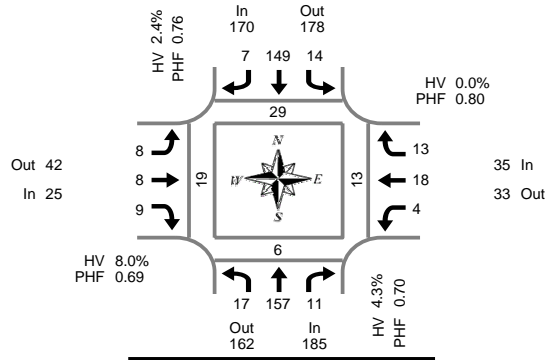
Approach	PHF	HV%	Volume
EB	0.88	21.6%	102
WB	0.68	3.2%	185
NB	0.73	5.2%	174
SB	0.84	2.3%	171
Intersection	0.82	6.5%	632

Count Period: 7:00 AM to 9:00 AM

Total Vehicle Summary



Clay Carney
(503) 833-2740



Columbia St & 9th St

Wednesday, August 10, 2005
7:00 AM to 9:00 AM

5-Minute Interval Summary

7:00 AM to 9:00 AM

Interval Start Time	Northbound Columbia St				Southbound Columbia St				Eastbound 9th St				Westbound 9th St				Interval Total	Pedestrians Crosswalk					
	L	T	R	Bikes	L	T	R	Bikes	L	T	R	Bikes	L	T	R	Bikes		North	South	East	West		
07:00	1	3	0	0	3	14	0	0	1	0	2	0	0	0	1	0	0	0	25	0	0	0	0
07:05	1	4	1	0	0	9	0	1	0	0	0	0	0	0	0	0	0	0	15	1	0	1	1
07:10	1	14	0	1	1	13	1	0	0	1	0	2	0	1	0	0	0	32	0	0	0	2	
07:15	0	8	1	0	0	8	0	1	0	0	0	0	1	2	0	0	0	20	0	1	3	1	
07:20	3	7	0	0	0	13	1	0	0	0	1	0	0	0	0	0	0	25	2	0	0	1	
07:25	0	10	1	0	1	12	0	0	0	1	0	0	1	0	0	0	0	26	1	0	1	0	
07:30	0	11	1	0	1	10	1	0	0	0	1	0	1	0	0	1	0	26	0	0	0	0	
07:35	0	13	0	0	1	11	1	0	0	0	1	0	0	2	1	2	0	30	1	0	0	0	
07:40	1	20	0	0	0	17	0	0	0	1	0	0	0	2	3	0	0	44	4	2	1	0	
07:45	2	22	0	0	2	16	1	0	1	1	1	0	0	0	1	0	0	47	3	1	2	2	
07:50	4	16	1	1	3	16	1	0	2	1	0	0	0	1	0	0	0	45	1	0	1	5	
07:55	3	11	0	0	3	13	1	1	1	0	1	0	1	2	0	0	0	36	1	1	2	1	
08:00	1	15	1	0	0	10	1	0	2	0	2	1	0	1	1	0	0	34	2	0	0	1	
08:05	1	15	1	0	2	13	0	0	0	0	2	0	0	2	2	0	0	38	1	0	0	0	
08:10	2	10	3	1	1	10	0	0	0	1	0	0	0	2	1	0	0	30	0	1	0	0	
08:15	1	4	1	0	1	12	0	0	0	2	1	0	0	1	1	1	0	24	7	0	6	0	
08:20	1	8	2	1	1	10	1	0	1	1	0	0	2	1	1	0	0	29	0	1	1	0	
08:25	0	12	1	0	0	9	1	0	0	0	0	0	1	1	0	0	0	25	7	0	0	6	
08:30	1	11	1	0	0	12	0	1	1	1	1	0	0	3	2	0	0	33	2	0	0	4	
08:35	1	9	1	0	0	9	1	0	0	0	1	0	0	0	1	0	0	23	1	0	0	1	
08:40	1	16	0	0	1	14	0	0	0	2	1	1	0	0	1	0	0	36	0	0	2	2	
08:45	2	10	1	0	0	15	1	0	0	0	0	0	0	1	1	1	0	31	1	0	2	2	
08:50	1	11	3	0	0	13	0	0	1	0	2	0	0	2	0	0	0	33	3	0	0	3	
08:55	0	12	1	0	0	9	0	0	1	1	0	0	0	2	2	0	0	28	3	0	3	0	
Total Survey	28	272	21	4	21	288	12	4	11	13	17	4	6	25	21	5	735	41	7	25	32		

15-Minute Interval Summary

7:00 AM to 9:00 AM

Interval Start Time	Northbound Columbia St				Southbound Columbia St				Eastbound 9th St				Westbound 9th St				Interval Total	Pedestrians Crosswalk				
	L	T	R	Bikes	L	T	R	Bikes	L	T	R	Bikes	L	T	R	Bikes		North	South	East	West	
07:00	3	21	1	1	4	36	1	1	1	1	2	2	0	1	1	0	0	72	1	0	1	3
07:15	3	25	2	0	1	33	1	1	0	1	1	0	1	1	2	0	0	71	3	1	4	2
07:30	1	44	1	0	2	38	2	0	0	1	2	0	1	4	4	3	0	100	5	2	1	0
07:45	9	49	1	1	8	45	3	1	4	2	2	0	1	3	1	0	0	128	5	2	5	8
08:00	4	40	5	1	3	33	1	0	2	1	4	1	0	5	4	0	0	102	3	1	0	1
08:15	2	24	4	1	2	31	2	0	1	3	1	0	3	3	2	1	0	78	14	1	7	6
08:30	3	36	2	0	1	35	1	1	1	3	3	1	0	3	4	0	0	92	3	0	2	7
08:45	3	33	5	0	0	37	1	0	2	1	2	0	0	5	3	1	0	92	7	0	5	5
Total Survey	28	272	21	4	21	288	12	4	11	13	17	4	6	25	21	5	735	41	7	25	32	

Peak Hour Summary

7:35 AM to 8:35 AM

By Approach	Northbound Columbia St				Southbound Columbia St				Eastbound 9th St				Westbound 9th St				Total	Pedestrians Crosswalk			
	In	Out	Total	Bikes	In	Out	Total	Bikes	In	Out	Total	Bikes	In	Out	Total	Bikes		North	South	East	West
Volume	185	162	347	3	170	178	348	2	25	42	67	1	35	33	68	3	415	29	6	13	19
%HV	4.3%				2.4%				8.0%				0.0%				3.4%				
PHF	0.70				0.76				0.69				0.80				0.76				

By Movement	Northbound Columbia St				Southbound Columbia St				Eastbound 9th St				Westbound 9th St				Total
	L	T	R	Total	L	T	R	Total	L	T	R	Total	L	T	R	Total	
Volume	17	157	11	185	14	149	7	170	8	8	9	25	4	18	13	35	415
%HV	5.9%	4.5%	0.0%	4.3%	0.0%	2.7%	0.0%	2.4%	0.0%	0.0%	22.2%	8.0%	0.0%	0.0%	0.0%	0.0%	3.4%
PHF	0.47	0.68	0.46	0.70	0.44	0.76	0.58	0.76	0.40	0.50	0.45	0.69	0.33	0.90	0.65	0.80	0.76

Rolling Hour Summary

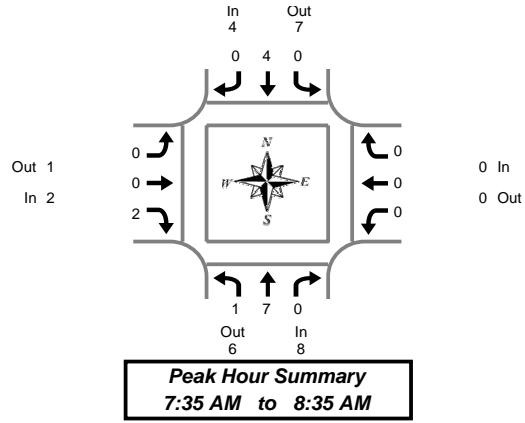
7:00 AM to 9:00 AM

Interval Start Time	Northbound Columbia St				Southbound Columbia St				Eastbound 9th St				Westbound 9th St				Interval Total	Pedestrians Crosswalk				
	L	T	R	Bikes	L	T	R	Bikes	L	T	R	Bikes	L	T	R	Bikes		North	South	East	West	
07:00	16	139	5	2	15	152	7	3	5	5	7	2	3	9	8	3	0	371	14	5	11	13
07:15	17	158	9	2	14	149	7	2	6	5	9	1	3	13	11	3	0	401	16	6	10	11
07:30	16	157	11	3	15	147	8	1	7	7	9	1	5	15	11	4	0	408	27	6	13	15
07:45	18	149	12	3	14	144	7	2	8	9	10	2	4	14	11	1	0	400	25	4	14	22

Heavy Vehicle Summary



Clay Carney
(503) 833-2740



Columbia St & 9th St Wednesday, August 10, 2005 7:00 AM to 9:00 AM

Heavy Vehicle 5-Minute Interval Summary 7:00 AM to 9:00 AM

Interval Start Time	Northbound Columbia St				Southbound Columbia St				Eastbound 9th St				Westbound 9th St				Interval Total
	L	T	R	Total	L	T	R	Total	L	T	R	Total	L	T	R	Total	
07:00	0	0	0	0	0	0	0	0	0	0	0	0	0	0	0	0	0
07:05	0	0	0	0	0	1	0	1	0	0	0	0	0	0	0	0	1
07:10	0	1	0	1	0	1	0	1	0	0	0	0	0	0	0	0	2
07:15	0	1	0	1	0	0	0	0	0	0	0	0	0	0	0	0	1
07:20	0	0	0	0	0	0	0	0	0	0	0	0	0	0	0	0	0
07:25	0	0	0	0	0	0	0	0	0	0	0	0	0	0	0	0	0
07:30	0	0	0	0	0	0	0	0	0	0	0	0	0	0	0	0	0
07:35	0	0	0	0	0	0	0	0	0	0	0	0	0	0	0	0	0
07:40	0	0	0	0	0	0	0	0	0	0	0	0	0	0	0	0	0
07:45	0	2	0	2	0	0	0	0	0	0	1	1	0	0	0	0	3
07:50	0	0	0	0	0	1	0	1	0	0	0	0	0	0	0	0	1
07:55	0	0	0	0	0	1	0	1	0	0	0	0	0	0	0	0	1
08:00	1	1	0	2	0	0	0	0	0	0	0	0	0	0	0	0	2
08:05	0	1	0	1	0	0	0	0	0	0	1	1	0	0	0	0	2
08:10	0	1	0	1	0	0	0	0	0	0	0	0	0	0	0	0	1
08:15	0	0	0	0	0	0	0	0	0	0	0	0	0	0	0	0	0
08:20	0	2	0	2	0	1	0	1	0	0	0	0	0	0	0	0	3
08:25	0	0	0	0	0	0	0	0	0	0	0	0	0	0	0	0	0
08:30	0	0	0	0	0	1	0	1	0	0	0	0	0	0	0	0	1
08:35	0	1	0	1	0	0	0	0	0	0	0	0	0	0	0	0	1
08:40	0	0	0	0	0	0	0	0	0	0	0	0	0	0	0	0	0
08:45	0	1	0	1	0	0	0	0	0	0	0	0	0	0	0	0	1
08:50	0	0	0	0	0	1	0	1	0	0	0	0	0	0	0	0	1
08:55	0	0	0	0	0	0	0	0	0	0	0	0	0	0	0	0	0
Total Survey	1	11	0	12	0	7	0	7	0	0	2	2	0	0	0	0	21

Heavy Vehicle 15-Minute Interval Summary 7:00 AM to 9:00 AM

Interval Start Time	Northbound Columbia St				Southbound Columbia St				Eastbound 9th St				Westbound 9th St				Interval Total
	L	T	R	Total	L	T	R	Total	L	T	R	Total	L	T	R	Total	
07:00	0	1	0	1	0	2	0	2	0	0	0	0	0	0	0	0	3
07:15	0	1	0	1	0	0	0	0	0	0	0	0	0	0	0	0	1
07:30	0	0	0	0	0	0	0	0	0	0	0	0	0	0	0	0	0
07:45	0	2	0	2	0	2	0	2	0	0	1	1	0	0	0	0	5
08:00	1	3	0	4	0	0	0	0	0	0	1	1	0	0	0	0	5
08:15	0	2	0	2	0	1	0	1	0	0	0	0	0	0	0	0	3
08:30	0	1	0	1	0	1	0	1	0	0	0	0	0	0	0	0	2
08:45	0	1	0	1	0	1	0	1	0	0	0	0	0	0	0	0	2
Total Survey	1	11	0	12	0	7	0	7	0	0	2	2	0	0	0	0	21

Heavy Vehicle Peak Hour Summary 7:35 AM to 8:35 AM

By Approach	Northbound Columbia St			Southbound Columbia St			Eastbound 9th St			Westbound 9th St			Total
	In	Out	Total	In	Out	Total	In	Out	Total	In	Out	Total	
Volume	8	6	14	4	7	11	2	1	3	0	0	0	14
PHF	0.50			0.50			0.50			0.00			0.70

By Movement	Northbound Columbia St				Southbound Columbia St				Eastbound 9th St				Westbound 9th St				Total
	L	T	R	Total	L	T	R	Total	L	T	R	Total	L	T	R	Total	
Volume	1	7	0	8	0	4	0	4	0	0	2	2	0	0	0	0	14
PHF	0.25	0.58	0.00	0.50	0.00	0.50	0.00	0.50	0.00	0.00	0.50	0.50	0.00	0.00	0.00	0.00	0.70

Heavy Vehicle Rolling Hour Summary 7:00 AM to 9:00 AM

Interval Start Time	Northbound Columbia St				Southbound Columbia St				Eastbound 9th St				Westbound 9th St				Interval Total
	L	T	R	Total	L	T	R	Total	L	T	R	Total	L	T	R	Total	
07:00	0	4	0	4	0	4	0	4	0	0	1	1	0	0	0	0	9
07:15	1	6	0	7	0	2	0	2	0	0	2	2	0	0	0	0	11
07:30	1	7	0	8	0	3	0	3	0	0	2	2	0	0	0	0	13
07:45	1	8	0	9	0	4	0	4	0	0	2	2	0	0	0	0	15

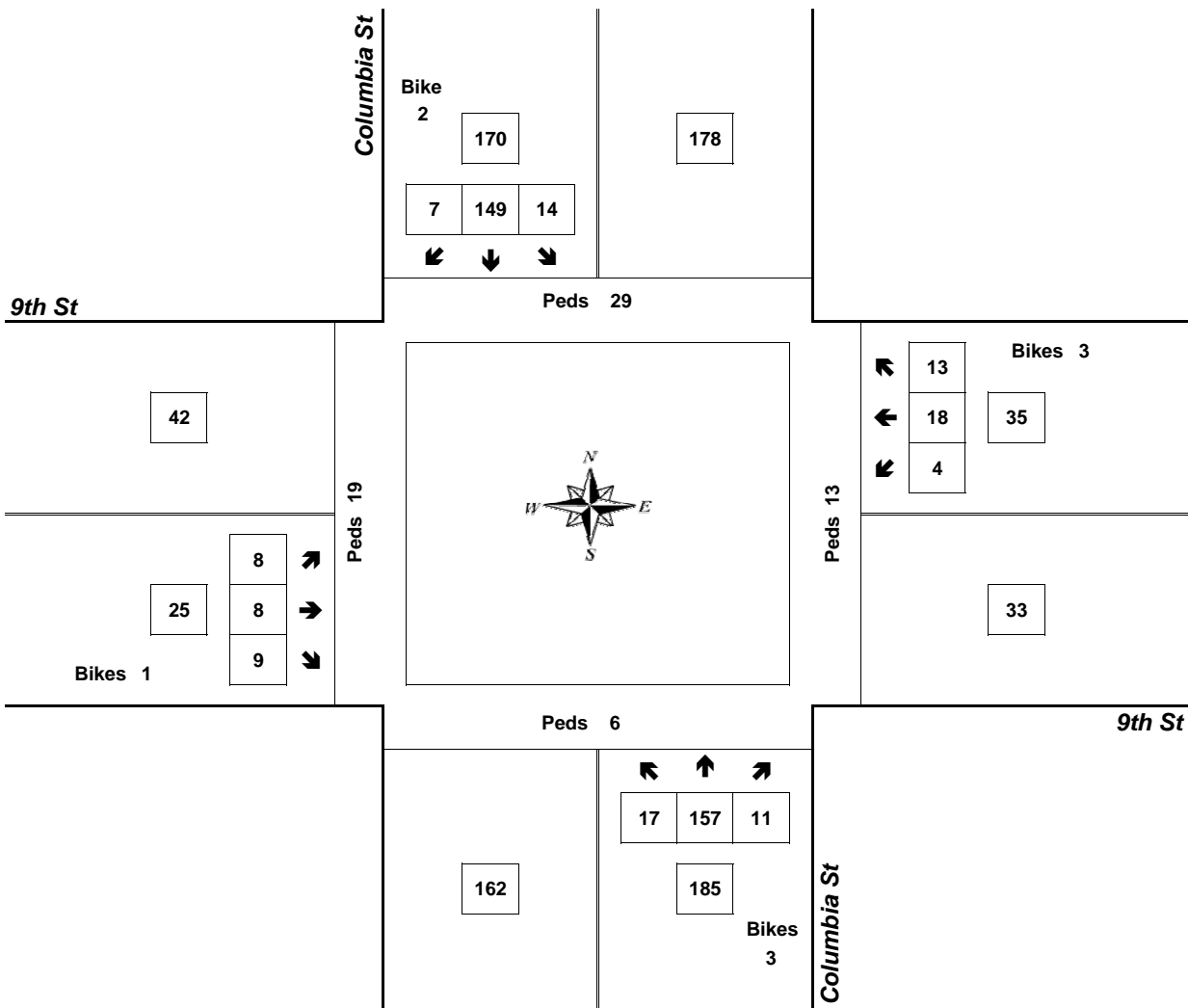
Peak Hour Summary



Clay Carney
(503) 833-2740

Columbia St & 9th St

7:35 AM to 8:35 AM
Wednesday, August 10, 2005



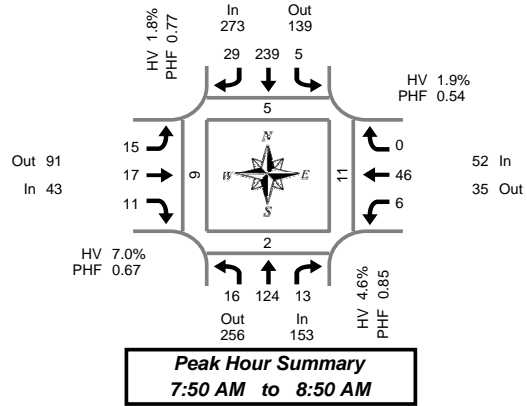
Approach	PHF	HV%	Volume
EB	0.69	8.0%	25
WB	0.80	0.0%	35
NB	0.70	4.3%	185
SB	0.76	2.4%	170
Intersection	0.76	3.4%	415

Count Period: 7:00 AM to 9:00 AM

Total Vehicle Summary



Clay Carney
(503) 833-2740



Columbia St & 11th St

Wednesday, June 01, 2005
7:00 AM to 9:00 AM

5-Minute Interval Summary

7:00 AM to 9:00 AM

Interval Start Time	Northbound Columbia St				Southbound Columbia St				Eastbound 11th St				Westbound 11th St				Interval Total	Pedestrians Crosswalk				
	L	T	R	Bikes	L	T	R	Bikes	L	T	R	Bikes	L	T	R	Bikes		North	South	East	West	
07:00	3	8	0	0	1	12	3	0	0	1	0	0	0	2	0	0	0	0	0	0	1	
07:05	1	10	0	0	0	22	3	0	1	1	1	0	1	1	0	0	0	0	0	0	0	
07:10	0	9	2	0	1	24	0	0	0	0	1	0	0	2	0	0	0	0	0	0	2	
07:15	0	14	2	0	2	10	2	1	0	2	0	0	0	1	0	0	0	0	3	0	0	
07:20	1	12	3	0	0	15	1	0	0	0	1	0	0	1	2	0	0	0	2	2	1	
07:25	2	8	0	0	1	18	1	0	1	0	0	0	0	2	0	0	0	0	0	0	0	
07:30	3	10	1	0	0	9	2	0	1	1	0	0	1	1	0	0	0	0	0	0	2	
07:35	2	8	0	0	0	18	1	0	2	0	0	0	0	2	0	0	0	0	0	1	0	
07:40	0	7	0	0	0	19	1	0	1	1	0	0	0	3	0	0	0	0	0	0	0	
07:45	1	11	2	0	0	15	1	0	0	1	0	0	0	3	0	0	0	0	0	0	1	
07:50	4	7	1	0	0	22	3	0	0	1	1	0	1	1	0	0	0	0	2	0	0	
07:55	1	8	2	0	1	33	1	0	2	3	1	0	0	5	0	0	0	0	0	0	1	
08:00	1	10	1	0	0	22	2	0	0	3	2	0	0	8	0	0	0	0	0	1	0	
08:05	2	10	0	0	1	25	4	0	0	1	1	0	0	7	0	0	0	0	0	0	1	
08:10	3	11	0	0	0	22	4	0	0	0	0	0	2	7	0	0	0	0	0	0	1	
08:15	0	10	2	0	0	18	2	0	1	1	0	0	0	3	0	0	0	0	2	2	3	
08:20	2	9	3	0	1	18	4	0	3	1	0	0	0	0	0	0	0	0	1	2	4	
08:25	2	15	1	0	0	11	1	0	3	0	0	0	1	3	0	0	0	0	0	2	0	
08:30	0	11	2	0	0	21	1	0	1	0	2	0	1	4	0	0	0	0	0	0	1	
08:35	1	8	0	0	0	19	1	0	3	0	1	1	0	3	0	0	0	0	0	0	1	
08:40	0	13	0	0	2	18	4	0	0	4	1	0	0	2	0	0	0	0	0	0	1	
08:45	0	12	1	0	0	10	2	0	2	3	2	0	1	3	0	0	0	0	0	0	0	
08:50	1	7	1	0	1	8	3	1	2	2	0	0	0	2	0	0	0	0	1	2	1	
08:55	3	8	1	0	0	16	3	0	6	3	1	0	0	3	0	0	0	0	1	1	3	
Total Survey	33	236	25	0	11	425	50	2	29	29	15	1	9	70	0	0	0	0	7	9	17	20

15-Minute Interval Summary

7:00 AM to 9:00 AM

Interval Start Time	Northbound Columbia St				Southbound Columbia St				Eastbound 11th St				Westbound 11th St				Interval Total	Pedestrians Crosswalk				
	L	T	R	Bikes	L	T	R	Bikes	L	T	R	Bikes	L	T	R	Bikes		North	South	East	West	
07:00	4	27	2	0	2	58	6	0	1	2	2	0	1	5	0	0	0	0	0	0	3	
07:15	3	34	5	0	3	43	4	1	1	2	1	0	1	5	0	0	0	0	5	2	1	
07:30	5	25	1	0	0	46	4	0	4	2	0	0	1	6	0	0	0	0	0	1	2	
07:45	6	26	5	0	1	70	5	0	2	5	2	0	1	9	0	0	0	0	2	2	2	
08:00	6	31	1	0	1	69	10	0	0	4	3	0	2	22	0	0	0	0	0	1	2	
08:15	4	34	6	0	1	47	7	0	7	2	0	0	1	6	0	0	0	0	2	8	3	
08:30	1	32	2	0	2	58	6	0	4	4	4	1	1	9	0	0	0	0	0	0	3	
08:45	4	27	3	0	1	34	8	1	10	8	3	0	1	8	0	0	0	0	2	3	4	
Total Survey	33	236	25	0	11	425	50	2	29	29	15	1	9	70	0	0	0	0	7	9	17	20

Peak Hour Summary

7:50 AM to 8:50 AM

By Approach	Northbound Columbia St				Southbound Columbia St				Eastbound 11th St				Westbound 11th St				Total	Pedestrians Crosswalk					
	In	Out	Total	Bikes	In	Out	Total	Bikes	In	Out	Total	Bikes	In	Out	Total	Bikes		North	South	East	West		
Volume	153	256	409	0	273	139	412	0	43	91	134	1	52	35	87	0	0	0	0	5	2	11	9
%HV	4.6%				1.8%				7.0%				1.9%				3.1%						
PHF	0.85				0.77				0.67				0.54				0.83						

By Movement	Northbound Columbia St				Southbound Columbia St				Eastbound 11th St				Westbound 11th St				Total
	L	T	R	Total	L	T	R	Total	L	T	R	Total	L	T	R	Total	
Volume	16	124	13	153	5	239	29	273	15	17	11	43	6	46	0	52	521
%HV	6.3%	3.2%	15.4%	4.6%	0.0%	1.7%	3.4%	1.8%	0.0%	5.9%	18.2%	7.0%	0.0%	2.2%	0.0%	1.9%	3.1%
PHF	0.67	0.89	0.54	0.85	0.63	0.75	0.73	0.77	0.54	0.61	0.69	0.67	0.75	0.52	0.00	0.54	0.83

Rolling Hour Summary

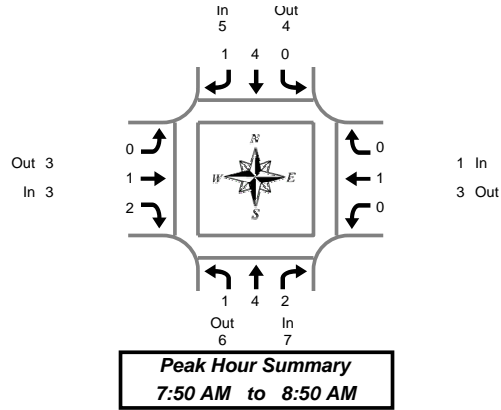
7:00 AM to 9:00 AM

Interval Start Time	Northbound Columbia St				Southbound Columbia St				Eastbound 11th St				Westbound 11th St				Interval Total	Pedestrians Crosswalk				
	L	T	R	Bikes	L	T	R	Bikes	L	T	R	Bikes	L	T	R	Bikes		North	South	East	West	
07:00	18	112	13	0	6	217	19	1	8	11	5	0	4	25	0	0	0	0	1	5	5	8
07:15	20	116	12	0	5	228	23	1	7	13	6	0	5	42	0	0	0	0	2	5	6	7
07:30	21	116	13	0	3	232	26	0	13	13	5	0	5	43	0	0	0	0	3	2	12	9
07:45	17	123	14	0	5	244	28	0	13	15	9	1	5	46	0	0	0	0	5	2	11	10
08:00	15	124	12	0	5	208	31	1	21	18	10	1	5	45	0	0	0	0	6	4	12	12

Heavy Vehicle Summary



Clay Carney
(503) 833-2740



Columbia St & 11th St

Wednesday, June 01, 2005

7:00 AM to 9:00 AM

Heavy Vehicle 5-Minute Interval Summary 7:00 AM to 9:00 AM

Interval Start Time	Northbound Columbia St				Southbound Columbia St				Eastbound 11th St				Westbound 11th St				Interval Total	
	L	T	R	Total	L	T	R	Total	L	T	R	Total	L	T	R	Total		
07:00	0	0	0	0	0	0	0	0	0	0	0	0	0	0	0	0	0	0
07:05	0	2	0	2	0	0	0	0	0	0	0	0	0	0	0	0	0	2
07:10	0	0	0	0	0	0	0	0	0	0	0	0	0	0	0	0	0	0
07:15	0	0	0	0	0	0	0	0	0	0	0	0	0	0	0	0	0	0
07:20	0	1	0	1	0	0	0	0	0	0	0	0	0	0	0	0	0	1
07:25	0	0	0	0	0	0	0	0	0	0	0	0	0	0	0	0	0	0
07:30	0	1	0	1	0	0	0	0	0	0	0	0	0	0	0	0	0	1
07:35	0	0	0	0	0	0	0	0	0	0	0	0	0	0	0	0	0	0
07:40	0	0	0	0	0	0	0	0	0	0	0	0	0	0	0	0	0	0
07:45	0	2	0	2	0	0	0	0	0	0	0	0	0	0	0	0	0	2
07:50	0	0	0	0	0	0	0	0	0	0	0	0	0	0	0	0	0	0
07:55	0	0	0	0	0	2	0	2	0	1	0	1	0	1	0	1	0	4
08:00	0	0	1	1	0	0	0	0	0	0	1	1	1	0	0	0	0	2
08:05	0	0	0	0	0	0	0	0	0	0	0	0	0	0	0	0	0	0
08:10	0	0	0	0	0	0	0	0	0	0	0	0	0	0	0	0	0	0
08:15	0	0	0	0	0	0	0	0	0	0	0	0	0	0	0	0	0	0
08:20	0	2	1	3	0	0	0	0	0	0	0	0	0	0	0	0	0	3
08:25	0	2	0	2	0	1	0	1	0	0	0	0	0	0	0	0	0	3
08:30	0	0	0	0	0	0	0	0	0	0	0	0	0	0	0	0	0	0
08:35	1	0	0	1	0	0	0	0	0	0	0	0	0	0	0	0	0	1
08:40	0	0	0	0	0	1	1	2	0	0	0	0	0	0	0	0	0	2
08:45	0	0	0	0	0	0	0	0	0	0	1	1	0	0	0	0	0	1
08:50	0	1	0	1	0	1	0	1	0	0	0	0	0	0	0	0	0	2
08:55	0	0	0	0	0	0	0	0	1	0	0	1	0	0	0	0	0	1
Total Survey	1	11	2	14	0	5	1	6	1	1	2	4	0	1	0	1	0	25

Heavy Vehicle 15-Minute Interval Summary 7:00 AM to 9:00 AM

Interval Start Time	Northbound Columbia St				Southbound Columbia St				Eastbound 11th St				Westbound 11th St				Interval Total	
	L	T	R	Total	L	T	R	Total	L	T	R	Total	L	T	R	Total		
07:00	0	2	0	2	0	0	0	0	0	0	0	0	0	0	0	0	0	2
07:15	0	1	0	1	0	0	0	0	0	0	0	0	0	0	0	0	0	1
07:30	0	1	0	1	0	0	0	0	0	0	0	0	0	0	0	0	0	1
07:45	0	2	0	2	0	2	0	2	0	1	0	1	0	1	0	1	0	6
08:00	0	0	1	1	0	0	0	0	0	0	1	1	0	0	0	0	0	2
08:15	0	4	1	5	0	1	0	1	0	0	0	0	0	0	0	0	0	6
08:30	1	0	0	1	0	1	1	2	0	0	0	0	0	0	0	0	0	3
08:45	0	1	0	1	0	1	0	1	1	0	1	2	0	0	0	0	0	4
Total Survey	1	11	2	14	0	5	1	6	1	1	2	4	0	1	0	1	0	25

Heavy Vehicle Peak Hour Summary 7:50 AM to 8:50 AM

By Approach	Northbound Columbia St			Southbound Columbia St			Eastbound 11th St			Westbound 11th St			Total
	In	Out	Total	In	Out	Total	In	Out	Total	In	Out	Total	
Volume	7	6	13	5	4	9	3	3	6	1	3	4	16
PHF	0.35			0.63			0.38			0.25			0.67

By Movement	Northbound Columbia St				Southbound Columbia St				Eastbound 11th St				Westbound 11th St				Total
	L	T	R	Total	L	T	R	Total	L	T	R	Total	L	T	R	Total	
Volume	1	4	2	7	0	4	1	5	0	1	2	3	0	1	0	1	16
PHF	0.25	0.25	0.50	0.35	0.00	0.50	0.25	0.63	0.00	0.25	0.50	0.38	0.00	0.25	0.00	0.25	0.67

Heavy Vehicle Rolling Hour Summary 7:00 AM to 9:00 AM

Interval Start Time	Northbound Columbia St				Southbound Columbia St				Eastbound 11th St				Westbound 11th St				Interval Total	
	L	T	R	Total	L	T	R	Total	L	T	R	Total	L	T	R	Total		
07:00	0	0	0	0	0	0	0	0	0	0	0	0	0	0	0	0	0	10
07:15	0	4	1	5	0	2	0	2	0	1	1	2	0	1	0	1	0	10
07:30	0	7	2	9	0	3	0	3	0	1	1	2	0	1	0	1	0	15
07:45	1	6	2	9	0	4	1	5	0	1	1	2	0	1	0	1	0	17
08:00	1	5	2	8	0	3	1	4	1	0	2	3	0	0	0	0	0	15

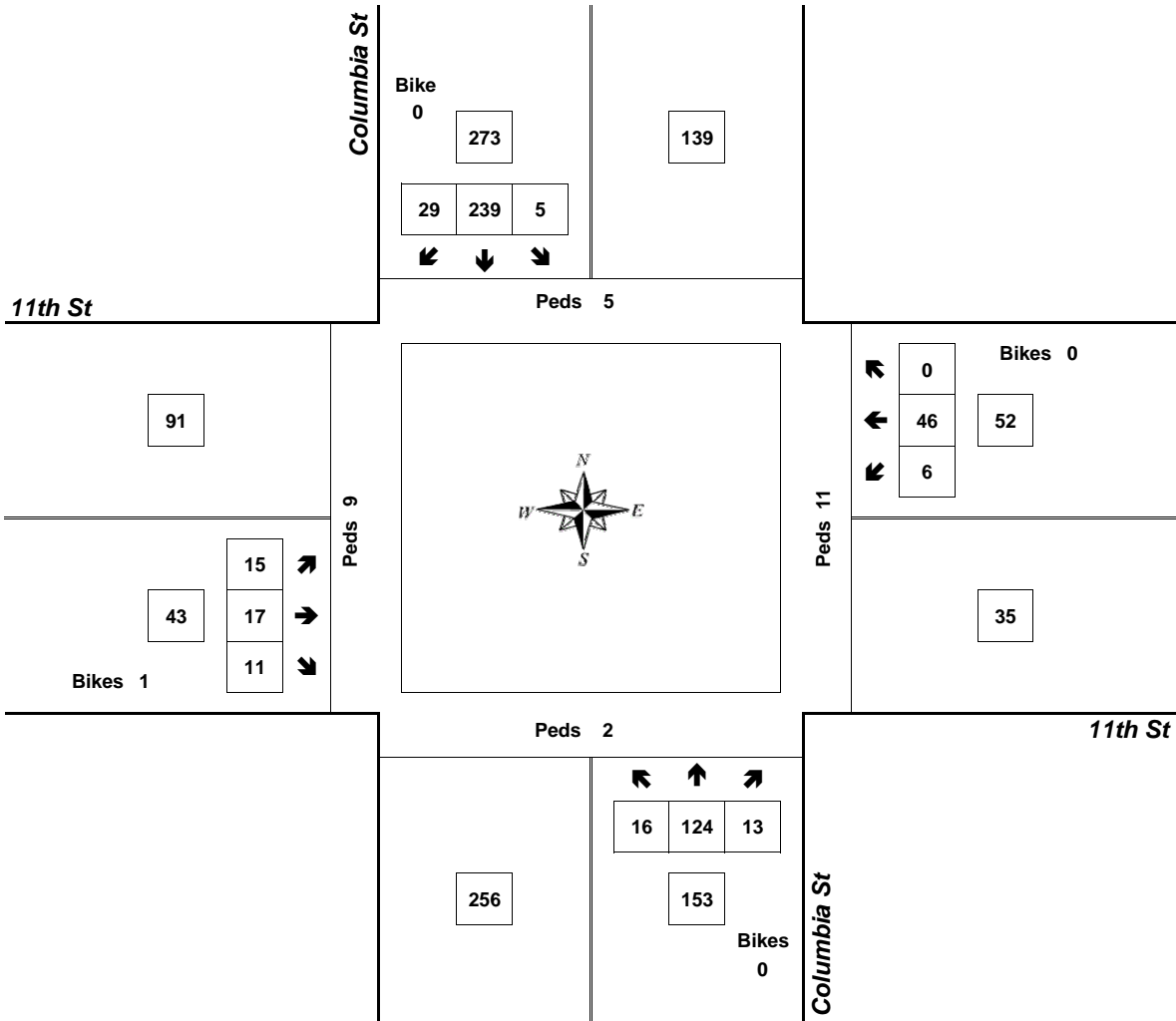
Peak Hour Summary



Clay Carney
(503) 833-2740

Columbia St & 11th St

7:50 AM to 8:50 AM
Wednesday, June 01, 2005



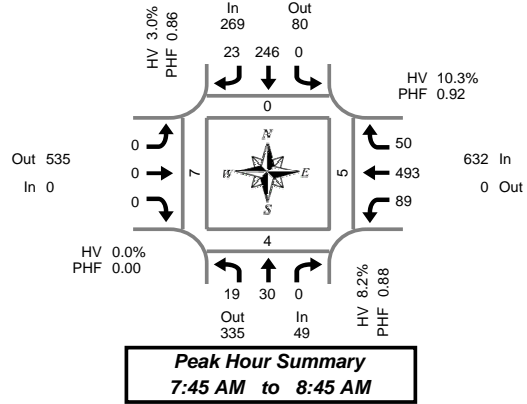
Approach	PHF	HV%	Volume
EB	0.67	7.0%	43
WB	0.54	1.9%	52
NB	0.85	4.6%	153
SB	0.77	1.8%	273
Intersection	0.83	3.1%	521

Count Period: 7:00 AM to 9:00 AM

Total Vehicle Summary



Clay Carney
(503) 833-2740



Columbia St & 15th St

Thursday, May 26, 2005
7:00 AM to 9:00 AM

5-Minute Interval Summary 7:00 AM to 8:50 AM

Interval Start Time	Northbound Columbia St				Southbound Columbia St				Eastbound 15th St				Westbound 15th St				Interval Total	Pedestrians Crosswalk			
	L	T	R	Bikes	L	T	R	Bikes	L	T	R	Bikes	L	T	R	Bikes		North	South	East	West
07:00	1	5	0	0	0	44	6	0	0	0	0	0	10	80	3	0	149	1	1	1	4
07:15	0	5	0	0	0	42	1	0	0	0	0	0	16	85	2	0	151	2	0	4	2
07:30	4	11	0	0	0	48	5	0	0	0	0	0	18	108	3	0	197	1	1	4	3
07:45	8	5	0	0	0	69	8	0	0	0	0	0	25	140	6	0	261	0	1	2	1
08:00	4	7	0	0	0	69	9	0	0	0	0	0	16	139	16	0	260	0	3	1	1
08:15	2	9	0	0	0	51	4	0	0	0	0	0	25	91	10	0	192	0	0	0	2
08:30	5	9	0	0	0	57	2	0	0	0	0	1	23	123	18	0	237	0	0	2	3
08:45	4	17	0	1	0	37	2	0	0	0	0	0	41	101	10	0	212	1	1	3	2
Total Survey	28	68	0	1	0	417	37	0	0	0	0	1	174	867	68	0	1,659	5	7	17	18

15-Minute Interval Summary 7:00 AM to 9:00 AM

Interval Start Time	Northbound Columbia St				Southbound Columbia St				Eastbound 15th St				Westbound 15th St				Interval Total	Pedestrians Crosswalk			
	L	T	R	Bikes	L	T	R	Bikes	L	T	R	Bikes	L	T	R	Bikes		North	South	East	West
07:00	1	5	0	0	0	44	6	0	0	0	0	0	10	80	3	0	149	1	1	1	4
07:15	0	5	0	0	0	42	1	0	0	0	0	0	16	85	2	0	151	2	0	4	2
07:30	4	11	0	0	0	48	5	0	0	0	0	0	18	108	3	0	197	1	1	4	3
07:45	8	5	0	0	0	69	8	0	0	0	0	0	25	140	6	0	261	0	1	2	1
08:00	4	7	0	0	0	69	9	0	0	0	0	0	16	139	16	0	260	0	3	1	1
08:15	2	9	0	0	0	51	4	0	0	0	0	0	25	91	10	0	192	0	0	0	2
08:30	5	9	0	0	0	57	2	0	0	0	0	1	23	123	18	0	237	0	0	2	3
08:45	4	17	0	1	0	37	2	0	0	0	0	0	41	101	10	0	212	1	1	3	2
Total Survey	28	68	0	1	0	417	37	0	0	0	0	1	174	867	68	0	1,659	5	7	17	18

Peak Hour Summary 7:45 AM to 8:45 AM

By Approach	Northbound Columbia St				Southbound Columbia St				Eastbound 15th St				Westbound 15th St				Total	Pedestrians Crosswalk			
	In	Out	Total	Bikes	In	Out	Total	Bikes	In	Out	Total	Bikes	In	Out	Total	Bikes		North	South	East	West
Volume	49	335	384	0	269	80	349	0	0	535	535	1	632	0	632	0	950	0	4	5	7
%HV	8.2%				3.0%				0.0%				10.3%				8.1%				
PHF	0.88				0.86				0.00				0.92				0.91				

By Movement	Northbound Columbia St				Southbound Columbia St				Eastbound 15th St				Westbound 15th St				Total
	L	T	R	Total	L	T	R	Total	L	T	R	Total	L	T	R	Total	
Volume	19	30	0	49	0	246	23	269	0	0	0	0	89	493	50	632	950
%HV	10.5%	6.7%	0.0%	8.2%	0.0%	2.8%	4.3%	3.0%	0.0%	0.0%	0.0%	0.0%	2.2%	12.2%	6.0%	10.3%	8.1%
PHF	0.59	0.83	0.00	0.88	0.00	0.89	0.64	0.86	0.00	0.00	0.00	0.00	0.89	0.88	0.69	0.92	0.91

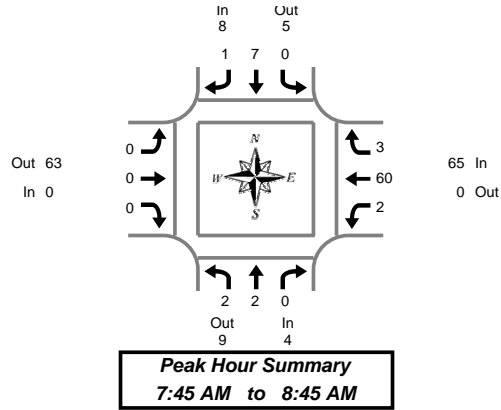
Rolling Hour Summary 7:00 AM to 9:00 AM

Interval Start Time	Northbound Columbia St				Southbound Columbia St				Eastbound 15th St				Westbound 15th St				Interval Total	Pedestrians Crosswalk			
	L	T	R	Bikes	L	T	R	Bikes	L	T	R	Bikes	L	T	R	Bikes		North	South	East	West
07:00	13	26	0	0	0	203	20	0	0	0	0	0	69	413	14	0	758	4	3	11	10
07:15	16	28	0	0	0	228	23	0	0	0	0	0	75	472	27	0	869	3	5	11	7
07:30	18	32	0	0	0	237	26	0	0	0	0	0	84	478	35	0	910	1	5	7	7
07:45	19	30	0	0	0	246	23	0	0	0	0	1	89	493	50	0	950	0	4	5	7
08:00	15	42	0	1	0	214	17	0	0	0	0	1	105	454	54	0	901	1	4	6	8

Heavy Vehicle Summary



Clay Carney
(503) 833-2740



Columbia St & 15th St

Thursday, May 26, 2005
7:00 AM to 9:00 AM

Heavy Vehicle 5-Minute Interval Summary 7:00 AM to 8:50 AM

Interval Start Time	Northbound Columbia St				Southbound Columbia St				Eastbound 15th St				Westbound 15th St				Interval Total	
	L	T	R	Total	L	T	R	Total	L	T	R	Total	L	T	R	Total		
07:00	0	0	0	0	0	1	0	1	0	0	0	0	0	15	0	15	16	
07:15	0	0	0	0	0	1	0	1	0	0	0	0	0	1	15	1	17	18
07:30	0	0	0	0	0	0	0	0	0	0	0	0	0	3	20	0	23	23
07:45	0	1	0	1	0	2	0	2	0	0	0	0	0	0	10	0	10	13
08:00	1	1	0	2	0	3	0	3	0	0	0	0	0	0	18	2	20	25
08:15	0	0	0	0	0	1	1	2	0	0	0	0	0	1	13	0	14	16
08:30	1	0	0	1	0	1	0	1	0	0	0	0	0	1	19	1	21	23
08:45	0	0	0	0	0	1	0	1	0	0	0	0	0	0	14	1	15	16
Total Survey	2	2	0	4	0	10	1	11	0	0	0	0	6	124	5	135	150	

Heavy Vehicle 15-Minute Interval Summary 7:00 AM to 9:00 AM

Interval Start Time	Northbound Columbia St				Southbound Columbia St				Eastbound 15th St				Westbound 15th St				Interval Total	
	L	T	R	Total	L	T	R	Total	L	T	R	Total	L	T	R	Total		
07:00	0	0	0	0	0	1	0	1	0	0	0	0	0	15	0	15	16	
07:15	0	0	0	0	0	1	0	1	0	0	0	0	0	1	15	1	17	18
07:30	0	0	0	0	0	0	0	0	0	0	0	0	0	3	20	0	23	23
07:45	0	1	0	1	0	2	0	2	0	0	0	0	0	0	10	0	10	13
08:00	1	1	0	2	0	3	0	3	0	0	0	0	0	0	18	2	20	25
08:15	0	0	0	0	0	1	1	2	0	0	0	0	0	1	13	0	14	16
08:30	1	0	0	1	0	1	0	1	0	0	0	0	0	1	19	1	21	23
08:45	0	0	0	0	0	1	0	1	0	0	0	0	0	0	14	1	15	16
Total Survey	2	2	0	4	0	10	1	11	0	0	0	0	6	124	5	135	150	

Heavy Vehicle Peak Hour Summary 7:45 AM to 8:45 AM

By Approach	Northbound Columbia St			Southbound Columbia St			Eastbound 15th St			Westbound 15th St			Total
	In	Out	Total	In	Out	Total	In	Out	Total	In	Out	Total	
Volume	4	9	13	8	5	13	0	63	63	65	0	65	77
PHF	0.33			0.29			0.00			0.30			0.30

By Movement	Northbound Columbia St				Southbound Columbia St				Eastbound 15th St				Westbound 15th St				Total
	L	T	R	Total	L	T	R	Total	L	T	R	Total	L	T	R	Total	
Volume	2	2	0	4	0	7	1	8	0	0	0	0	2	60	3	65	77
PHF	0.25	0.25	0.00	0.33	0.00	0.29	0.25	0.29	0.00	0.00	0.00	0.00	0.13	0.30	0.25	0.30	0.30

Heavy Vehicle Rolling Hour Summary 7:00 AM to 9:00 AM

Interval Start Time	Northbound Columbia St				Southbound Columbia St				Eastbound 15th St				Westbound 15th St				Interval Total
	L	T	R	Total	L	T	R	Total	L	T	R	Total	L	T	R	Total	
07:00	0	0	0	0	0	4	0	4	0	0	0	0	4	60	1	65	70
07:15	1	2	0	3	0	6	0	6	0	0	0	0	4	63	3	70	79
07:30	1	2	0	3	0	6	1	7	0	0	0	0	4	61	2	67	77
07:45	2	2	0	4	0	7	1	8	0	0	0	0	2	60	3	65	77
08:00	2	1	0	3	0	6	1	7	0	0	0	0	2	64	4	70	80

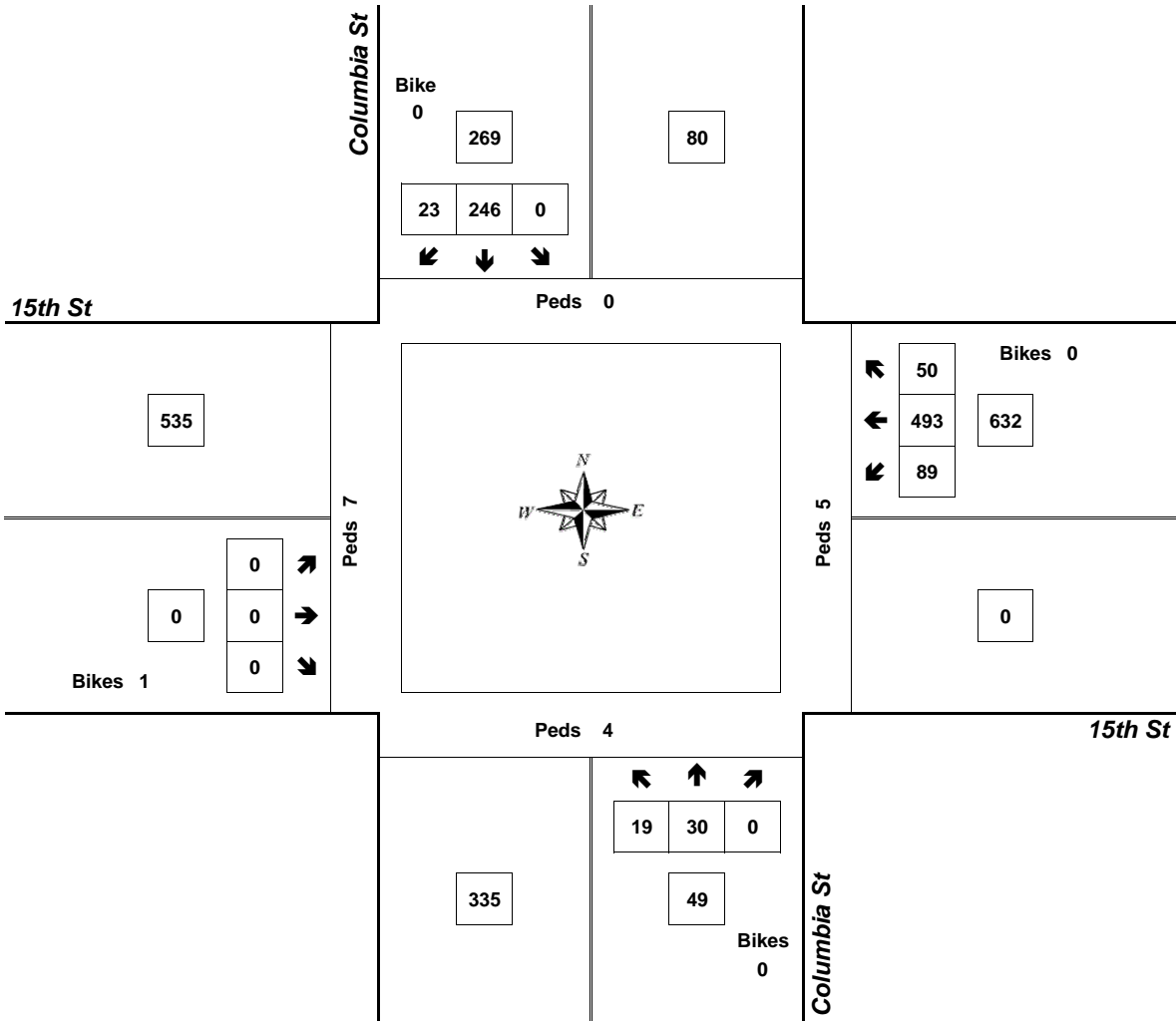
Peak Hour Summary



Clay Carney
(503) 833-2740

Columbia St & 15th St

7:45 AM to 8:45 AM
Thursday, May 26, 2005



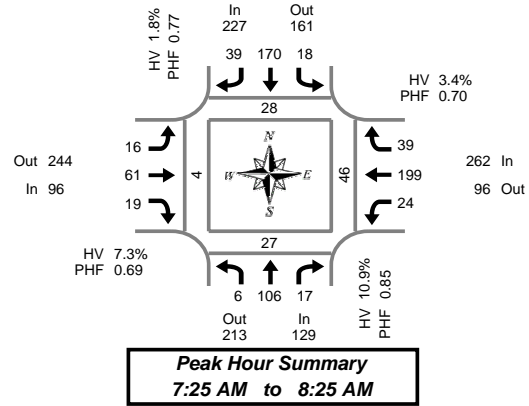
Approach	PHF	HV%	Volume
EB	0.00	0.0%	0
WB	0.92	10.3%	632
NB	0.88	8.2%	49
SB	0.86	3.0%	269
Intersection	0.91	8.1%	950

Count Period: 7:00 AM to 9:00 AM

Total Vehicle Summary



Clay Carney
(503) 833-2740



Columbia St & Evergreen Blvd

Thursday, June 02, 2005
7:00 AM to 9:00 AM

5-Minute Interval Summary 7:00 AM to 9:00 AM

Interval Start Time	Northbound Columbia St				Southbound Columbia St				Eastbound Evergreen Blvd				Westbound Evergreen Blvd				Interval Total	Pedestrians Crosswalk			
	L	T	R	Bikes	L	T	R	Bikes	L	T	R	Bikes	L	T	R	Bikes		North	South	East	West
07:00	0	3	0	0	1	10	0	0	0	2	1	0	3	15	0	0	35	2	1	1	1
07:05	0	4	1	0	0	12	0	0	0	0	3	0	1	6	4	0	31	4	1	3	0
07:10	0	4	1	0	2	12	2	0	0	2	1	0	1	8	0	0	33	0	2	5	0
07:15	0	7	2	0	0	11	2	0	1	1	1	0	2	7	2	0	36	3	0	4	0
07:20	0	8	0	0	1	10	2	0	0	4	2	0	2	10	1	0	40	2	2	7	0
07:25	0	3	2	0	0	9	4	0	0	5	3	0	1	15	4	0	46	3	2	3	0
07:30	0	13	1	2	1	12	3	0	1	4	2	0	2	7	3	2	49	3	2	5	1
07:35	0	11	1	0	3	16	5	0	0	5	1	0	0	19	1	0	62	5	3	4	0
07:40	0	7	0	0	2	13	0	0	0	2	1	0	2	18	0	0	45	5	2	7	0
07:45	1	10	2	0	1	17	2	0	2	7	4	0	1	12	4	0	63	0	1	2	0
07:50	1	13	1	0	2	15	4	0	0	5	3	0	1	14	4	0	63	2	1	4	0
07:55	0	7	3	0	3	16	5	0	7	5	2	0	3	18	1	0	70	2	2	1	0
08:00	1	7	0	0	2	25	2	0	1	9	1	0	4	24	6	0	82	2	6	4	0
08:05	1	14	0	0	0	14	4	0	0	4	0	0	2	28	3	0	70	2	4	4	0
08:10	1	6	3	0	2	11	5	0	3	7	1	0	7	18	1	0	65	2	0	5	2
08:15	1	6	1	0	1	8	3	0	1	5	0	0	0	12	10	0	48	2	3	1	1
08:20	0	9	3	0	1	14	2	0	1	3	1	0	1	14	2	0	51	0	1	6	0
08:25	0	7	4	0	1	8	4	0	2	8	0	0	0	7	3	0	44	3	3	2	1
08:30	1	13	2	0	1	7	2	0	2	3	2	0	5	12	1	0	51	0	1	8	2
08:35	0	11	1	0	0	7	2	0	2	12	0	0	4	8	7	0	54	4	0	2	0
08:40	1	8	0	0	0	17	6	0	0	2	0	0	2	8	3	0	47	6	8	2	5
08:45	1	6	1	0	3	15	3	0	2	5	1	0	2	12	4	0	55	2	0	1	0
08:50	1	13	1	0	0	12	3	0	4	5	3	0	2	12	6	0	62	0	1	2	0
08:55	1	5	3	0	0	13	3	0	0	6	2	0	3	11	1	0	48	2	3	2	0
Total Survey	11	195	33	2	27	304	68	0	29	111	35	0	51	315	71	2	1,250	56	49	85	13

15-Minute Interval Summary 7:00 AM to 9:00 AM

Interval Start Time	Northbound Columbia St				Southbound Columbia St				Eastbound Evergreen Blvd				Westbound Evergreen Blvd				Interval Total	Pedestrians Crosswalk			
	L	T	R	Bikes	L	T	R	Bikes	L	T	R	Bikes	L	T	R	Bikes		North	South	East	West
07:00	0	11	2	0	3	34	2	0	0	4	5	0	5	29	4	0	99	6	4	9	1
07:15	0	18	4	0	1	30	8	0	1	10	6	0	5	32	7	0	122	8	4	14	0
07:30	0	31	2	2	6	41	8	0	1	11	4	0	4	44	4	2	156	13	7	16	1
07:45	2	30	6	0	6	48	11	0	9	17	9	0	5	44	9	0	196	4	4	7	0
08:00	3	27	3	0	4	50	11	0	4	20	2	0	13	70	10	0	217	6	10	13	2
08:15	1	22	8	0	3	30	9	0	4	16	1	0	1	33	15	0	143	5	7	9	2
08:30	2	32	3	0	1	31	10	0	4	17	2	0	11	28	11	0	152	10	9	12	7
08:45	3	24	5	0	3	40	9	0	6	16	6	0	7	35	11	0	165	4	4	5	0
Total Survey	11	195	33	2	27	304	68	0	29	111	35	0	51	315	71	2	1,250	56	49	85	13

Peak Hour Summary 7:25 AM to 8:25 AM

By Approach	Northbound Columbia St				Southbound Columbia St				Eastbound Evergreen Blvd				Westbound Evergreen Blvd				Total	Pedestrians Crosswalk			
	In	Out	Total	Bikes	In	Out	Total	Bikes	In	Out	Total	Bikes	In	Out	Total	Bikes		North	South	East	West
Volume	129	213	342	2	227	161	388	0	96	244	340	0	262	96	358	2	714	28	27	46	4
%HV	10.9%				1.8%				7.3%				3.4%				4.8%				
PHF	0.85				0.77				0.69				0.70				0.80				

By Movement	Northbound Columbia St				Southbound Columbia St				Eastbound Evergreen Blvd				Westbound Evergreen Blvd				Total
	L	T	R	Total	L	T	R	Total	L	T	R	Total	L	T	R	Total	
Volume	6	106	17	129	18	170	39	227	16	61	19	96	24	199	39	262	714
%HV	16.7%	11.3%	5.9%	10.9%	0.0%	2.4%	0.0%	1.8%	18.8%	4.9%	5.3%	7.3%	8.3%	2.0%	7.7%	3.4%	4.8%
PHF	0.50	0.85	0.61	0.85	0.64	0.76	0.81	0.77	0.44	0.76	0.53	0.69	0.46	0.71	0.70	0.70	0.80

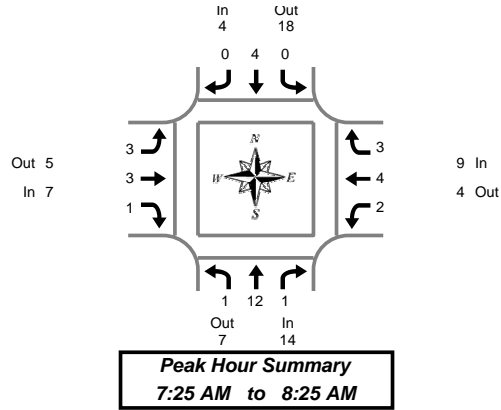
Rolling Hour Summary 7:00 AM to 9:00 AM

Interval Start Time	Northbound Columbia St				Southbound Columbia St				Eastbound Evergreen Blvd				Westbound Evergreen Blvd				Interval Total	Pedestrians Crosswalk			
	L	T	R	Bikes	L	T	R	Bikes	L	T	R	Bikes	L	T	R	Bikes		North	South	East	West
07:00	2	90	14	2	16	153	29	0	11	42	24	0	19	149	24	2	573	31	19	46	2
07:15	5	106	15	2	17	169	38	0	15	58	21	0	27	190	30	2	691	31	25	50	3
07:30	6	110	19	2	19	169	39	0	18	64	16	0	23	191	38	2	712	28	28	45	5
07:45	8	111	20	0	14	159	41	0	21	70	14	0	30	175	45	0	708	25	30	41	11
08:00	9	105	19	0	11	151	39	0	18	69	11	0	32	166	47	0	677	25	30	39	11

Heavy Vehicle Summary



Clay Carney
(503) 833-2740



Columbia St & Evergreen Blvd

Thursday, June 02, 2005

7:00 AM to 9:00 AM

Heavy Vehicle 5-Minute Interval Summary

7:00 AM to 9:00 AM

Interval Start Time	Northbound Columbia St				Southbound Columbia St				Eastbound Evergreen Blvd				Westbound Evergreen Blvd				Interval Total	
	L	T	R	Total	L	T	R	Total	L	T	R	Total	L	T	R	Total		
07:00	0	0	0	0	0	1	0	1	0	0	0	0	0	1	0	0	1	2
07:05	0	0	0	0	0	1	0	1	0	0	0	0	0	0	0	0	0	1
07:10	0	1	1	2	0	0	0	0	0	1	0	1	1	0	0	0	0	3
07:15	0	0	0	0	0	0	0	0	0	0	1	1	0	0	0	0	0	1
07:20	0	1	0	1	0	1	0	1	0	0	1	1	1	0	0	1	4	
07:25	0	0	0	0	0	1	0	1	0	1	0	1	0	1	0	1	3	
07:30	0	1	0	1	0	0	0	0	1	0	0	1	0	0	0	0	2	
07:35	0	1	0	1	0	1	0	1	0	1	0	1	0	0	0	0	3	
07:40	0	0	0	0	0	0	0	0	0	0	0	0	0	1	0	1	1	
07:45	1	4	1	6	0	0	0	0	0	1	0	1	0	0	0	0	7	
07:50	0	1	0	1	0	0	0	0	0	0	0	0	0	1	0	1	2	
07:55	0	0	0	0	0	0	0	0	0	0	0	0	0	1	0	1	1	
08:00	0	2	0	2	0	0	0	0	1	0	0	1	1	0	1	2	5	
08:05	0	0	0	0	0	1	0	1	0	0	0	0	0	0	1	1	2	
08:10	0	0	0	0	0	1	0	1	1	0	1	2	1	0	0	1	4	
08:15	0	1	0	1	0	0	0	0	0	0	0	0	0	0	0	0	1	
08:20	0	2	0	2	0	0	0	0	0	0	0	0	0	0	1	1	3	
08:25	0	0	0	0	0	0	0	0	0	0	0	0	0	0	1	1	1	
08:30	0	1	0	1	0	1	0	1	0	0	0	0	0	0	0	0	2	
08:35	0	3	0	3	0	0	0	0	1	3	0	4	0	1	0	1	8	
08:40	1	0	0	1	0	0	0	0	0	0	0	0	0	0	0	0	1	
08:45	0	0	0	0	0	1	0	1	0	0	0	0	0	2	0	2	3	
08:50	1	1	0	2	0	0	0	0	0	2	1	3	0	2	0	2	7	
08:55	0	1	0	1	0	0	0	0	0	1	0	1	0	0	0	0	2	
Total Survey	3	20	2	25	0	9	0	9	4	10	4	18	3	10	4	17	69	

Heavy Vehicle 15-Minute Interval Summary

7:00 AM to 9:00 AM

Interval Start Time	Northbound Columbia St				Southbound Columbia St				Eastbound Evergreen Blvd				Westbound Evergreen Blvd				Interval Total
	L	T	R	Total	L	T	R	Total	L	T	R	Total	L	T	R	Total	
07:00	0	1	1	2	0	2	0	2	0	1	0	1	0	1	0	1	6
07:15	0	1	0	1	0	2	0	2	0	1	2	3	1	1	0	2	8
07:30	0	2	0	2	0	1	0	1	1	1	0	2	0	1	0	1	6
07:45	1	5	1	7	0	0	0	0	0	1	0	1	0	2	0	2	10
08:00	0	2	0	2	0	2	0	2	2	0	1	3	2	0	2	4	11
08:15	0	3	0	3	0	0	0	0	0	0	0	0	0	0	2	2	5
08:30	1	4	0	5	0	1	0	1	1	3	0	4	0	1	0	1	11
08:45	1	2	0	3	0	1	0	1	0	3	1	4	0	4	0	4	12
Total Survey	3	20	2	25	0	9	0	9	4	10	4	18	3	10	4	17	69

Heavy Vehicle Peak Hour Summary

7:25 AM to 8:25 AM

By Approach	Northbound Columbia St			Southbound Columbia St			Eastbound Evergreen Blvd			Westbound Evergreen Blvd			Total
	In	Out	Total	In	Out	Total	In	Out	Total	In	Out	Total	
Volume	14	7	21	4	18	22	7	5	12	9	4	13	34
PHF	0.50			0.50			0.58			0.56			0.77

By Movement	Northbound Columbia St				Southbound Columbia St				Eastbound Evergreen Blvd				Westbound Evergreen Blvd				Total
	L	T	R	Total	L	T	R	Total	L	T	R	Total	L	T	R	Total	
Volume	1	12	1	14	0	4	0	4	3	3	1	7	2	4	3	9	34
PHF	0.25	0.60	0.25	0.50	0.00	0.50	0.00	0.50	0.38	0.38	0.25	0.58	0.25	0.50	0.38	0.56	0.77

Heavy Vehicle Rolling Hour Summary

7:00 AM to 9:00 AM

Interval Start Time	Northbound Columbia St				Southbound Columbia St				Eastbound Evergreen Blvd				Westbound Evergreen Blvd				Interval Total
	L	T	R	Total	L	T	R	Total	L	T	R	Total	L	T	R	Total	
07:00	1	9	2	12	0	5	0	5	1	4	2	7	1	5	0	6	30
07:15	1	10	1	12	0	5	0	5	3	3	3	9	3	4	2	9	35
07:30	1	12	1	14	0	3	0	3	3	2	1	6	2	3	4	9	32
07:45	2	14	1	17	0	3	0	3	3	4	1	8	2	3	4	9	37
08:00	2	11	0	13	0	4	0	4	3	6	2	11	2	5	4	11	39

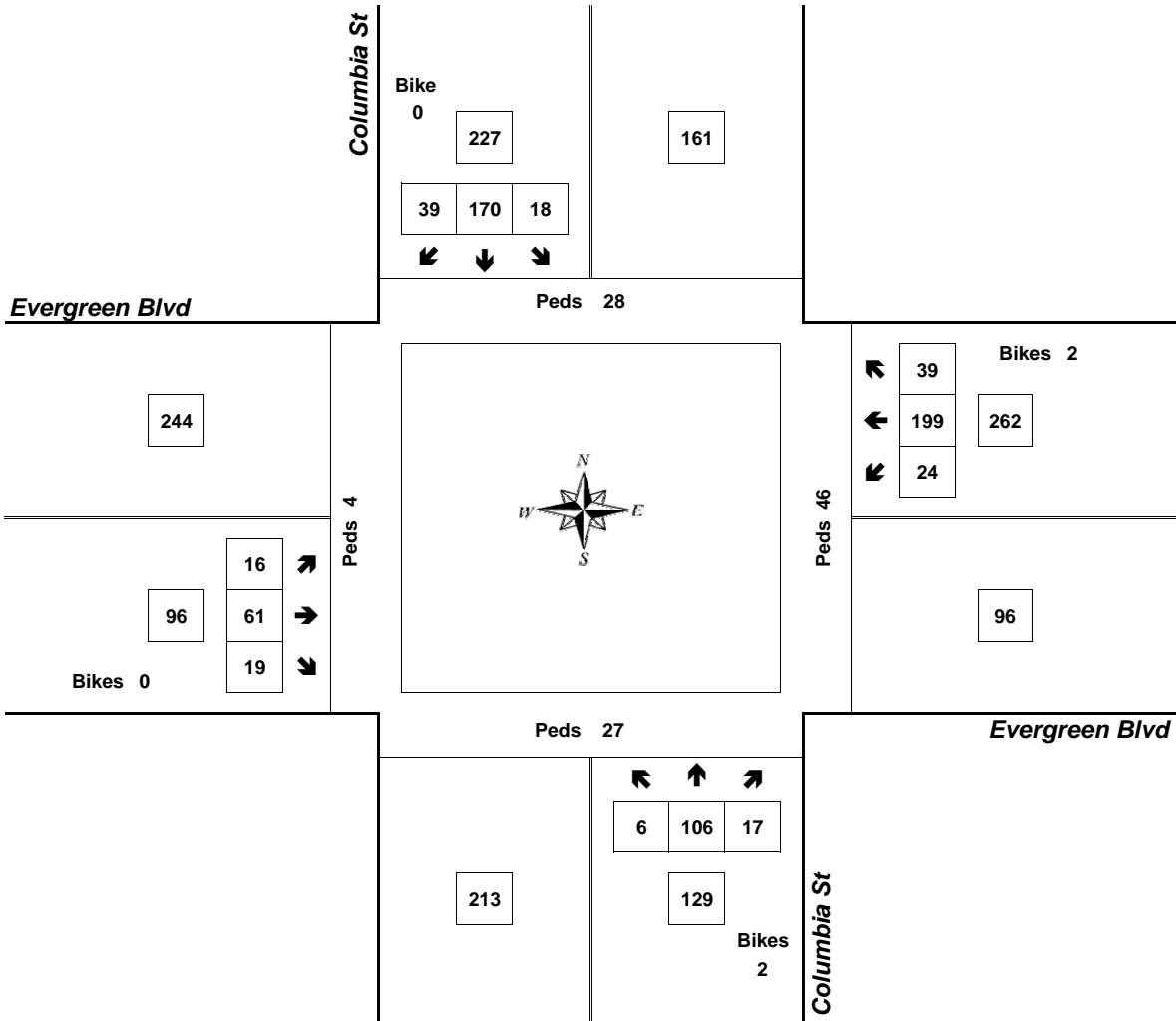
Peak Hour Summary



Clay Carney
(503) 833-2740

Columbia St & Evergreen Blvd

7:25 AM to 8:25 AM
Thursday, June 02, 2005



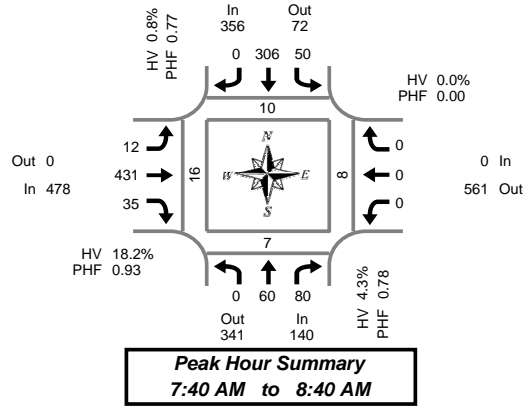
Approach	PHF	HV%	Volume
EB	0.69	7.3%	96
WB	0.70	3.4%	262
NB	0.85	10.9%	129
SB	0.77	1.8%	227
Intersection	0.80	4.8%	714

Count Period: 7:00 AM to 9:00 AM

Total Vehicle Summary



Clay Carney
(503) 833-2740



Columbia St & Mill Plain Blvd

Wednesday, June 01, 2005
7:00 AM to 9:00 AM

5-Minute Interval Summary

7:00 AM to 9:00 AM

Interval Start Time	Northbound Columbia St				Southbound Columbia St				Eastbound Mill Plain Blvd				Westbound Mill Plain Blvd				Interval Total	Pedestrians Crosswalk			
	L	T	R	Bikes	L	T	R	Bikes	L	T	R	Bikes	L	T	R	Bikes		North	South	East	West
07:00	0	3	2	0	1	21	0	0	0	23	7	0	0	0	0	0	0	0	0	0	0
07:05	0	1	5	0	5	13	0	0	0	27	2	0	0	0	0	0	0	0	0	0	0
07:10	0	5	9	0	4	28	0	0	0	33	4	0	0	0	0	0	0	0	0	5	0
07:15	0	7	4	0	4	20	0	0	0	34	3	0	0	0	0	0	0	0	0	1	1
07:20	0	1	9	0	2	9	0	0	1	23	4	0	0	0	0	0	0	0	0	1	0
07:25	0	5	5	0	5	16	0	0	3	43	4	0	0	0	0	0	0	0	0	4	0
07:30	0	3	5	0	4	24	0	0	2	41	1	0	0	0	0	0	0	0	0	1	1
07:35	0	3	6	0	3	13	0	0	0	42	1	0	0	0	0	0	0	0	0	0	1
07:40	0	2	5	0	2	20	0	1	2	35	3	0	0	0	0	0	0	0	0	0	0
07:45	0	5	7	0	5	16	0	0	1	37	3	0	0	0	0	0	0	0	0	0	2
07:50	0	1	4	0	3	25	0	0	0	36	0	0	0	0	0	0	0	0	0	1	1
07:55	0	6	4	0	5	32	0	0	2	40	3	0	0	0	0	0	0	0	0	2	2
08:00	0	5	7	0	4	34	0	0	1	38	3	0	0	0	0	0	0	0	0	0	2
08:05	0	2	7	0	9	30	0	1	1	32	5	0	0	0	0	0	0	0	0	3	2
08:10	0	3	10	0	6	33	0	0	2	42	5	0	0	0	0	0	0	0	0	1	0
08:15	0	7	7	0	0	30	0	0	0	32	2	0	0	0	0	0	0	0	0	0	1
08:20	0	4	9	0	3	25	0	0	1	31	4	0	0	0	0	0	0	0	0	0	0
08:25	0	6	7	2	5	20	0	0	2	38	2	0	0	0	0	0	0	0	0	1	0
08:30	0	10	8	0	4	14	0	0	0	40	1	0	0	0	0	0	0	0	0	2	3
08:35	0	9	5	0	4	27	0	0	0	30	4	0	0	0	0	0	0	0	0	2	3
08:40	0	4	6	0	3	21	0	0	1	19	3	0	0	0	0	0	0	0	0	1	0
08:45	0	8	8	0	4	18	0	0	2	35	3	0	0	0	0	0	0	0	0	0	1
08:50	0	4	9	0	5	19	0	0	0	18	0	0	0	0	0	0	0	0	0	1	3
08:55	0	7	10	0	1	14	0	0	0	37	4	0	0	0	0	0	0	0	0	1	0
Total Survey	0	111	158	2	91	522	0	2	21	806	71	0	0	0	0	1	1,780	11	9	17	30

15-Minute Interval Summary

7:00 AM to 9:00 AM

Interval Start Time	Northbound Columbia St				Southbound Columbia St				Eastbound Mill Plain Blvd				Westbound Mill Plain Blvd				Interval Total	Pedestrians Crosswalk			
	L	T	R	Bikes	L	T	R	Bikes	L	T	R	Bikes	L	T	R	Bikes		North	South	East	West
07:00	0	9	16	0	10	62	0	0	0	83	13	0	0	0	0	0	193	0	0	0	6
07:15	0	13	18	0	11	45	0	0	4	100	11	0	0	0	0	0	202	1	0	6	1
07:30	0	8	16	0	9	57	0	1	4	118	5	0	0	0	0	0	217	0	1	1	2
07:45	0	12	15	0	13	73	0	0	3	113	6	0	0	0	0	0	235	2	0	3	5
08:00	0	10	24	0	19	97	0	1	4	112	13	0	0	0	0	0	279	5	6	1	4
08:15	0	17	23	2	8	75	0	0	3	101	8	0	0	0	0	0	235	1	1	0	1
08:30	0	23	19	0	11	62	0	0	1	89	8	0	0	0	0	0	213	2	1	4	7
08:45	0	19	27	0	10	51	0	0	2	90	7	0	0	0	0	1	206	0	0	2	4
Total Survey	0	111	158	2	91	522	0	2	21	806	71	0	0	0	0	1	1,780	11	9	17	30

Peak Hour Summary

7:40 AM to 8:40 AM

By Approach	Northbound Columbia St				Southbound Columbia St				Eastbound Mill Plain Blvd				Westbound Mill Plain Blvd				Total	Pedestrians Crosswalk			
	In	Out	Total	Bikes	In	Out	Total	Bikes	In	Out	Total	Bikes	In	Out	Total	Bikes		North	South	East	West
Volume	140	341	481	2	356	72	428	2	478	0	478	0	0	561	561	0	974	10	7	8	16
%HV	4.3%				0.8%				18.2%				0.0%				9.9%				
PHF	0.78				0.77				0.93				0.00				0.87				

By Movement	Northbound Columbia St				Southbound Columbia St				Eastbound Mill Plain Blvd				Westbound Mill Plain Blvd				Total
	L	T	R	Total	L	T	R	Total	L	T	R	Total	L	T	R	Total	
Volume	0	60	80	140	50	306	0	356	12	431	35	478	0	0	0	0	974
%HV	0.0%	1.7%	6.3%	4.3%	0.0%	1.0%	0.0%	0.8%	0.0%	20.2%	0.0%	18.2%	0.0%	0.0%	0.0%	0.0%	9.9%
PHF	0.00	0.60	0.77	0.78	0.66	0.79	0.00	0.77	0.75	0.95	0.67	0.93	0.00	0.00	0.00	0.00	0.87

Rolling Hour Summary

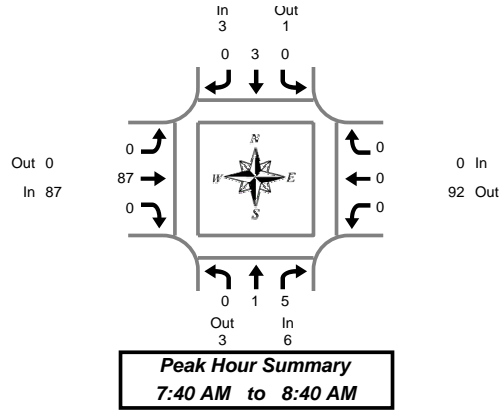
7:00 AM to 9:00 AM

Interval Start Time	Northbound Columbia St				Southbound Columbia St				Eastbound Mill Plain Blvd				Westbound Mill Plain Blvd				Interval Total	Pedestrians Crosswalk			
	L	T	R	Bikes	L	T	R	Bikes	L	T	R	Bikes	L	T	R	Bikes		North	South	East	West
07:00	0	42	65	0	43	237	0	1	11	414	35	0	0	0	0	0	847	3	1	10	14
07:15	0	43	73	0	52	272	0	2	15	443	35	0	0	0	0	0	933	8	7	11	12
07:30	0	47	78	2	49	302	0	2	14	444	32	0	0	0	0	0	966	8	8	5	12
07:45	0	62	81	2	51	307	0	1	11	415	35	0	0	0	0	0	962	10	8	8	17
08:00	0	69	93	2	48	285	0	1	10	392	36	0	0	0	0	1	933	8	8	7	16

Heavy Vehicle Summary



Clay Carney
(503) 833-2740



Columbia St & Mill Plain Blvd

Wednesday, June 01, 2005

7:00 AM to 9:00 AM

Heavy Vehicle 5-Minute Interval Summary

7:00 AM to 9:00 AM

Interval Start Time	Northbound Columbia St				Southbound Columbia St				Eastbound Mill Plain Blvd				Westbound Mill Plain Blvd				Interval Total
	L	T	R	Total	L	T	R	Total	L	T	R	Total	L	T	R	Total	
07:00	0	0	0	0	0	2	0	2	0	3	0	3	0	0	0	0	5
07:05	0	0	0	0	0	0	0	0	0	6	0	6	0	0	0	0	6
07:10	0	1	1	2	0	0	0	0	0	5	0	5	0	0	0	0	7
07:15	0	0	0	0	0	0	0	0	0	5	0	5	0	0	0	0	5
07:20	0	0	1	1	0	0	0	0	0	4	0	4	0	0	0	0	5
07:25	0	0	0	0	0	1	0	1	0	5	0	5	0	0	0	0	6
07:30	0	0	0	0	0	0	0	0	0	3	0	3	0	0	0	0	3
07:35	0	0	1	1	0	0	0	0	0	5	0	5	0	0	0	0	6
07:40	0	0	0	0	0	0	0	0	0	7	0	7	0	0	0	0	7
07:45	0	0	0	0	0	0	0	0	0	12	0	12	0	0	0	0	12
07:50	0	0	0	0	0	1	0	1	0	10	0	10	0	0	0	0	11
07:55	0	0	1	1	0	1	0	1	0	6	0	6	0	0	0	0	8
08:00	0	0	0	0	0	1	0	1	0	8	0	8	0	0	0	0	9
08:05	0	0	0	0	0	0	0	0	0	5	0	5	0	0	0	0	5
08:10	0	0	0	0	0	0	0	0	0	5	0	5	0	0	0	0	5
08:15	0	0	1	1	0	0	0	0	0	6	0	6	0	0	0	0	7
08:20	0	0	0	0	0	0	0	0	0	3	0	3	0	0	0	0	3
08:25	0	0	2	2	0	0	0	0	0	10	0	10	0	0	0	0	12
08:30	0	1	1	2	0	0	0	0	0	9	0	9	0	0	0	0	11
08:35	0	0	0	0	0	0	0	0	0	6	0	6	0	0	0	0	6
08:40	0	0	0	0	0	0	0	0	0	4	0	4	0	0	0	0	4
08:45	0	1	1	2	0	0	0	0	0	4	1	5	0	0	0	0	7
08:50	0	0	0	0	0	0	0	0	0	2	0	2	0	0	0	0	2
08:55	0	0	0	0	0	1	0	1	0	8	0	8	0	0	0	0	9
Total Survey	0	3	9	12	0	7	0	7	0	141	1	142	0	0	0	0	161

Heavy Vehicle 15-Minute Interval Summary

7:00 AM to 9:00 AM

Interval Start Time	Northbound Columbia St				Southbound Columbia St				Eastbound Mill Plain Blvd				Westbound Mill Plain Blvd				Interval Total
	L	T	R	Total	L	T	R	Total	L	T	R	Total	L	T	R	Total	
07:00	0	1	1	2	0	2	0	2	0	14	0	14	0	0	0	0	18
07:15	0	0	1	1	0	1	0	1	0	14	0	14	0	0	0	0	16
07:30	0	0	1	1	0	0	0	0	0	15	0	15	0	0	0	0	16
07:45	0	0	1	1	0	2	0	2	0	28	0	28	0	0	0	0	31
08:00	0	0	0	0	0	1	0	1	0	18	0	18	0	0	0	0	19
08:15	0	0	3	3	0	0	0	0	0	19	0	19	0	0	0	0	22
08:30	0	1	1	2	0	0	0	0	0	19	0	19	0	0	0	0	21
08:45	0	1	1	2	0	1	0	1	0	14	1	15	0	0	0	0	18
Total Survey	0	3	9	12	0	7	0	7	0	141	1	142	0	0	0	0	161

Heavy Vehicle Peak Hour Summary

7:40 AM to 8:40 AM

By Approach	Northbound Columbia St			Southbound Columbia St			Eastbound Mill Plain Blvd			Westbound Mill Plain Blvd			Total
	In	Out	Total	In	Out	Total	In	Out	Total	In	Out	Total	
Volume	6	3	9	3	1	4	87	0	87	0	92	92	96
PHF	0.38			0.25			0.75			0.00			0.77

By Movement	Northbound Columbia St				Southbound Columbia St				Eastbound Mill Plain Blvd				Westbound Mill Plain Blvd				Total
	L	T	R	Total	L	T	R	Total	L	T	R	Total	L	T	R	Total	
Volume	0	1	5	6	0	3	0	3	0	87	0	87	0	0	0	0	96
PHF	0.00	0.25	0.42	0.38	0.00	0.25	0.00	0.25	0.00	0.75	0.00	0.75	0.00	0.00	0.00	0.00	0.77

Heavy Vehicle Rolling Hour Summary

7:00 AM to 9:00 AM

Interval Start Time	Northbound Columbia St				Southbound Columbia St				Eastbound Mill Plain Blvd				Westbound Mill Plain Blvd				Interval Total
	L	T	R	Total	L	T	R	Total	L	T	R	Total	L	T	R	Total	
07:00	0	1	4	5	0	5	0	5	0	71	0	71	0	0	0	0	81
07:15	0	0	3	3	0	4	0	4	0	75	0	75	0	0	0	0	82
07:30	0	0	5	5	0	3	0	3	0	80	0	80	0	0	0	0	88
07:45	0	1	5	6	0	3	0	3	0	84	0	84	0	0	0	0	93
08:00	0	2	5	7	0	2	0	2	0	70	1	71	0	0	0	0	80

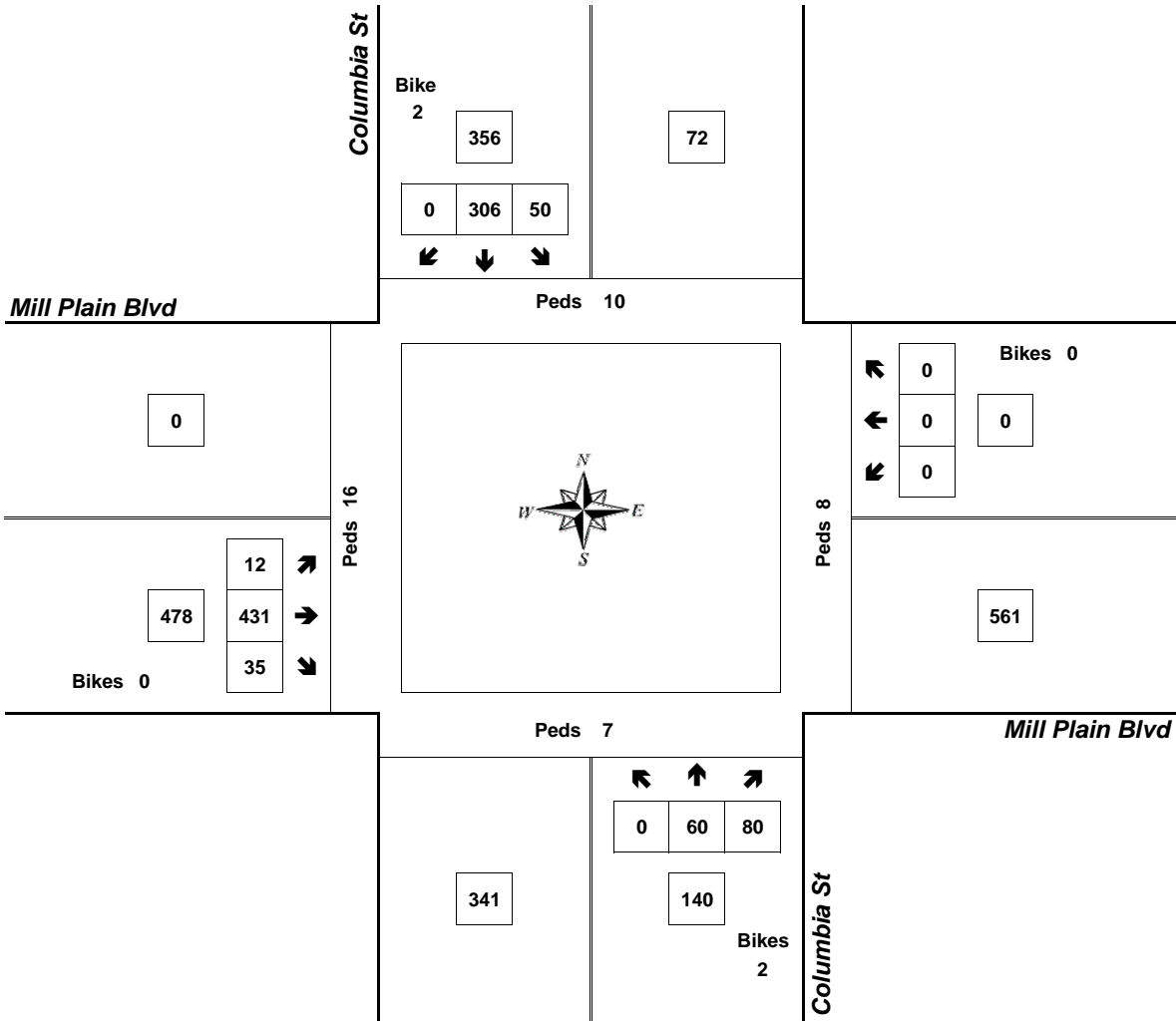
Peak Hour Summary



Clay Carney
(503) 833-2740

Columbia St & Mill Plain Blvd

7:40 AM to 8:40 AM
Wednesday, June 01, 2005



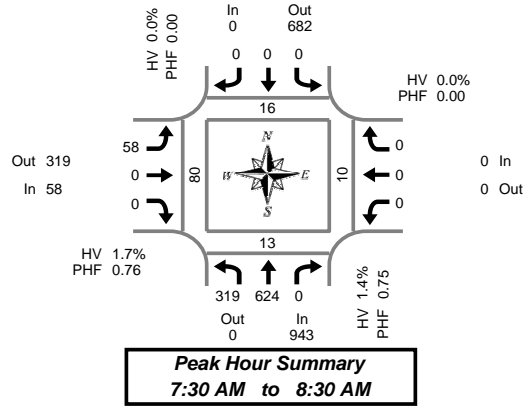
Approach	PHF	HV%	Volume
EB	0.93	18.2%	478
WB	0.00	0.0%	0
NB	0.78	4.3%	140
SB	0.77	0.8%	356
Intersection	0.87	9.9%	974

Count Period: 7:00 AM to 9:00 AM

Total Vehicle Summary



Clay Carney
(503) 833-2740



C St & 8th St

Thursday, June 02, 2005
7:00 AM to 9:00 AM

5-Minute Interval Summary 7:00 AM to 9:00 AM

Interval Start Time	Northbound C St				Southbound C St				Eastbound 8th St				Westbound 8th St				Interval Total	Pedestrians Crosswalk						
	L	T	R	Bikes	L	T	R	Bikes	L	T	R	Bikes	L	T	R	Bikes		North	South	East	West			
07:00	7	19	0	0	0	0	0	0	1	0	0	0	0	0	0	0	0	0	0	27	0	0	0	1
07:05	11	20	0	0	0	0	0	0	2	0	0	0	0	0	0	0	0	0	0	33	1	1	0	0
07:10	13	24	0	0	0	0	0	0	2	0	0	0	0	0	0	0	0	0	0	39	0	0	0	2
07:15	9	22	0	0	0	0	0	0	1	0	0	0	0	0	0	0	0	0	0	32	1	1	2	3
07:20	18	23	0	0	0	0	0	0	1	0	0	0	0	0	0	0	0	0	0	42	0	0	1	2
07:25	14	40	0	0	0	0	0	0	1	0	0	0	0	0	0	0	0	0	0	55	2	0	0	2
07:30	23	36	0	0	0	0	0	0	4	0	0	0	0	0	0	0	0	0	0	63	1	0	1	3
07:35	22	50	0	0	0	0	0	0	3	0	0	0	0	0	0	0	0	0	0	75	2	0	1	3
07:40	21	34	0	0	0	0	0	0	2	4	0	0	0	0	0	0	0	0	2	59	0	1	0	4
07:45	25	37	0	0	0	0	0	0	2	0	0	0	0	0	0	0	0	0	0	64	0	0	0	7
07:50	25	63	0	0	0	0	0	0	8	0	0	0	0	0	0	0	0	0	0	96	2	1	2	6
07:55	26	65	0	0	0	0	0	0	7	0	0	0	0	0	0	0	0	0	0	98	3	1	1	8
08:00	34	77	0	0	0	0	0	0	4	0	0	0	0	0	0	0	0	0	0	115	4	2	1	9
08:05	40	71	0	0	0	0	0	0	4	0	0	0	0	0	0	0	0	0	0	115	1	0	2	6
08:10	25	48	0	0	0	0	0	0	5	0	0	0	0	0	0	0	0	0	0	78	3	2	1	15
08:15	21	43	0	0	0	0	0	0	6	0	0	0	0	0	0	0	0	0	0	70	0	4	0	4
08:20	31	51	0	0	0	0	0	0	4	0	0	0	0	0	0	0	0	0	0	86	0	1	0	11
08:25	26	49	0	0	0	0	0	0	7	0	0	0	0	0	0	0	0	0	0	82	0	1	1	4
08:30	20	32	0	0	0	0	0	0	3	0	0	0	0	0	0	0	0	0	0	55	0	0	2	8
08:35	21	42	0	0	0	0	0	0	2	0	0	0	0	0	0	0	0	0	0	65	0	1	1	1
08:40	23	33	0	0	0	0	0	0	7	0	0	0	0	0	0	0	0	0	0	63	1	0	0	8
08:45	20	33	0	0	0	0	0	0	4	0	0	0	0	0	0	0	0	0	0	57	0	0	0	1
08:50	10	43	0	0	0	0	0	0	3	0	0	0	0	0	0	0	0	0	0	56	0	2	1	3
08:55	14	33	0	0	0	0	0	0	9	0	0	0	0	0	0	0	0	0	0	56	0	0	0	4
Total Survey	499	988	0	0	0	0	0	2	94	0	0	0	0	0	0	0	2	1,581		21	18	17	115	

15-Minute Interval Summary 7:00 AM to 9:00 AM

Interval Start Time	Northbound C St				Southbound C St				Eastbound 8th St				Westbound 8th St				Interval Total	Pedestrians Crosswalk						
	L	T	R	Bikes	L	T	R	Bikes	L	T	R	Bikes	L	T	R	Bikes		North	South	East	West			
07:00	31	63	0	0	0	0	0	0	5	0	0	0	0	0	0	0	0	0	0	99	1	1	0	3
07:15	41	85	0	0	0	0	0	0	3	0	0	0	0	0	0	0	0	0	0	129	3	1	3	7
07:30	66	120	0	0	0	0	0	2	11	0	0	0	0	0	0	0	2	197		3	1	2	10	
07:45	76	165	0	0	0	0	0	0	17	0	0	0	0	0	0	0	0	0	0	258	5	2	3	21
08:00	99	196	0	0	0	0	0	0	13	0	0	0	0	0	0	0	0	0	0	308	8	4	4	30
08:15	78	143	0	0	0	0	0	0	17	0	0	0	0	0	0	0	0	0	0	238	0	6	1	19
08:30	64	107	0	0	0	0	0	0	12	0	0	0	0	0	0	0	0	0	0	183	1	1	3	17
08:45	44	109	0	0	0	0	0	0	16	0	0	0	0	0	0	0	0	0	0	169	0	2	1	8
Total Survey	499	988	0	0	0	0	0	2	94	0	0	0	0	0	0	0	2	1,581		21	18	17	115	

Peak Hour Summary 7:30 AM to 8:30 AM

By Approach	Northbound C St				Southbound C St				Eastbound 8th St				Westbound 8th St				Total	Pedestrians Crosswalk			
	In	Out	Total	Bikes	In	Out	Total	Bikes	In	Out	Total	Bikes	In	Out	Total	Bikes		North	South	East	West
Volume	943	0	943	0	0	682	682	2	58	319	377	0	0	0	0	2	1,001	16	13	10	80
%HV	1.4%				0.0%				1.7%				0.0%				1.4%				
PHF	0.75				0.00				0.76				0.00				0.76				

By Movement	Northbound C St				Southbound C St				Eastbound 8th St				Westbound 8th St				Total
	L	T	R	Total	L	T	R	Total	L	T	R	Total	L	T	R	Total	
Volume	319	624	0	943	0	0	0	0	58	0	0	58	0	0	0	0	1,001
%HV	1.6%	1.3%	0.0%	1.4%	0.0%	0.0%	0.0%	0.0%	1.7%	0.0%	0.0%	1.7%	0.0%	0.0%	0.0%	0.0%	1.4%
PHF	0.80	0.73	0.00	0.75	0.00	0.00	0.00	0.00	0.76	0.00	0.00	0.76	0.00	0.00	0.00	0.00	0.76

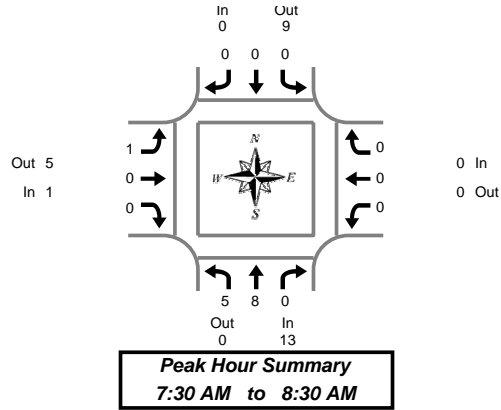
Rolling Hour Summary 7:00 AM to 9:00 AM

Interval Start Time	Northbound C St				Southbound C St				Eastbound 8th St				Westbound 8th St				Interval Total	Pedestrians Crosswalk			
	L	T	R	Bikes	L	T	R	Bikes	L	T	R	Bikes	L	T	R	Bikes		North	South	East	West
07:00	214	433	0	0	0	0	0	2	36	0	0	0	0	0	0	2	683	12	5	8	41
07:15	282	566	0	0	0	0	0	2	44	0	0	0	0	0	0	2	892	19	8	12	68
07:30	319	624	0	0	0	0	0	2	58	0	0	0	0	0	0	2	1,001	16	13	10	80
07:45	317	611	0	0	0	0	0	0	59	0	0	0	0	0	0	0	987	14	13	11	87
08:00	285	555	0	0	0	0	0	0	58	0	0	0	0	0	0	0	898	9	13	9	74

Heavy Vehicle Summary



Clay Carney
(503) 833-2740



C St & 8th St

Thursday, June 02, 2005
7:00 AM to 9:00 AM

Heavy Vehicle 5-Minute Interval Summary 7:00 AM to 9:00 AM

Interval Start Time	Northbound C St				Southbound C St				Eastbound 8th St				Westbound 8th St				Interval Total	
	L	T	R	Total	L	T	R	Total	L	T	R	Total	L	T	R	Total		
07:00	0	0	0	0	0	0	0	0	0	0	0	0	0	0	0	0	0	0
07:05	0	0	0	0	0	0	0	0	0	0	0	0	0	0	0	0	0	0
07:10	0	0	0	0	0	0	0	0	0	0	0	0	0	0	0	0	0	0
07:15	1	0	0	1	0	0	0	0	0	0	0	0	0	0	0	0	0	1
07:20	0	0	0	0	0	0	0	0	0	0	0	0	0	0	0	0	0	0
07:25	1	2	0	3	0	0	0	0	0	0	0	0	0	0	0	0	0	3
07:30	0	0	0	0	0	0	0	0	0	0	0	0	0	0	0	0	0	0
07:35	1	0	0	1	0	0	0	0	0	0	0	0	0	0	0	0	0	1
07:40	0	0	0	0	0	0	0	0	0	0	0	0	0	0	0	0	0	0
07:45	0	0	0	0	0	0	0	0	0	0	0	0	0	0	0	0	0	0
07:50	0	0	0	0	0	0	0	0	0	0	0	0	0	0	0	0	0	0
07:55	0	2	0	2	0	0	0	0	0	0	0	0	0	0	0	0	0	2
08:00	2	2	0	4	0	0	0	0	0	0	0	0	0	0	0	0	0	4
08:05	1	0	0	1	0	0	0	0	0	0	0	0	0	0	0	0	0	1
08:10	1	0	0	1	0	0	0	0	0	0	0	0	0	0	0	0	0	1
08:15	0	2	0	2	0	0	0	0	0	0	0	0	0	0	0	0	0	2
08:20	0	0	0	0	0	0	0	0	0	0	0	0	0	0	0	0	0	0
08:25	0	2	0	2	0	0	0	0	1	0	0	1	0	0	0	0	0	3
08:30	0	0	0	0	0	0	0	0	0	0	0	0	0	0	0	0	0	0
08:35	0	2	0	2	0	0	0	0	0	0	0	0	0	0	0	0	0	2
08:40	0	1	0	1	0	0	0	0	0	0	0	0	0	0	0	0	0	1
08:45	0	1	0	1	0	0	0	0	0	0	0	0	0	0	0	0	0	1
08:50	0	2	0	2	0	0	0	0	0	0	0	0	0	0	0	0	0	2
08:55	0	1	0	1	0	0	0	0	0	0	0	0	0	0	0	0	0	1
Total Survey	7	17	0	24	0	0	0	0	1	0	0	1	0	0	0	0	0	25

Heavy Vehicle 15-Minute Interval Summary 7:00 AM to 9:00 AM

Interval Start Time	Northbound C St				Southbound C St				Eastbound 8th St				Westbound 8th St				Interval Total	
	L	T	R	Total	L	T	R	Total	L	T	R	Total	L	T	R	Total		
07:00	0	0	0	0	0	0	0	0	0	0	0	0	0	0	0	0	0	0
07:15	2	2	0	4	0	0	0	0	0	0	0	0	0	0	0	0	0	4
07:30	1	0	0	1	0	0	0	0	0	0	0	0	0	0	0	0	0	1
07:45	0	2	0	2	0	0	0	0	0	0	0	0	0	0	0	0	0	2
08:00	4	2	0	6	0	0	0	0	0	0	0	0	0	0	0	0	0	6
08:15	0	4	0	4	0	0	0	0	1	0	0	1	0	0	0	0	0	5
08:30	0	3	0	3	0	0	0	0	0	0	0	0	0	0	0	0	0	3
08:45	0	4	0	4	0	0	0	0	0	0	0	0	0	0	0	0	0	4
Total Survey	7	17	0	24	0	0	0	0	1	0	0	1	0	0	0	0	0	25

Heavy Vehicle Peak Hour Summary 7:30 AM to 8:30 AM

By Approach	Northbound C St			Southbound C St			Eastbound 8th St			Westbound 8th St			Total
	In	Out	Total	In	Out	Total	In	Out	Total	In	Out	Total	
Volume	13	0	13	0	9	9	1	5	6	0	0	0	14
PHF	0.46			0.00			0.25			0.00			0.50

By Movement	Northbound C St				Southbound C St				Eastbound 8th St				Westbound 8th St				Total
	L	T	R	Total	L	T	R	Total	L	T	R	Total	L	T	R	Total	
Volume	5	8	0	13	0	0	0	0	1	0	0	1	0	0	0	0	14
PHF	0.31	0.50	0.00	0.46	0.00	0.00	0.00	0.00	0.25	0.00	0.00	0.25	0.00	0.00	0.00	0.00	0.50

Heavy Vehicle Rolling Hour Summary 7:00 AM to 9:00 AM

Interval Start Time	Northbound C St				Southbound C St				Eastbound 8th St				Westbound 8th St				Interval Total
	L	T	R	Total	L	T	R	Total	L	T	R	Total	L	T	R	Total	
07:00	3	4	0	7	0	0	0	0	0	0	0	0	0	0	0	0	7
07:15	7	6	0	13	0	0	0	0	0	0	0	0	0	0	0	0	13
07:30	5	8	0	13	0	0	0	0	1	0	0	1	0	0	0	0	14
07:45	4	11	0	15	0	0	0	0	1	0	0	1	0	0	0	0	16
08:00	4	13	0	17	0	0	0	0	1	0	0	1	0	0	0	0	18

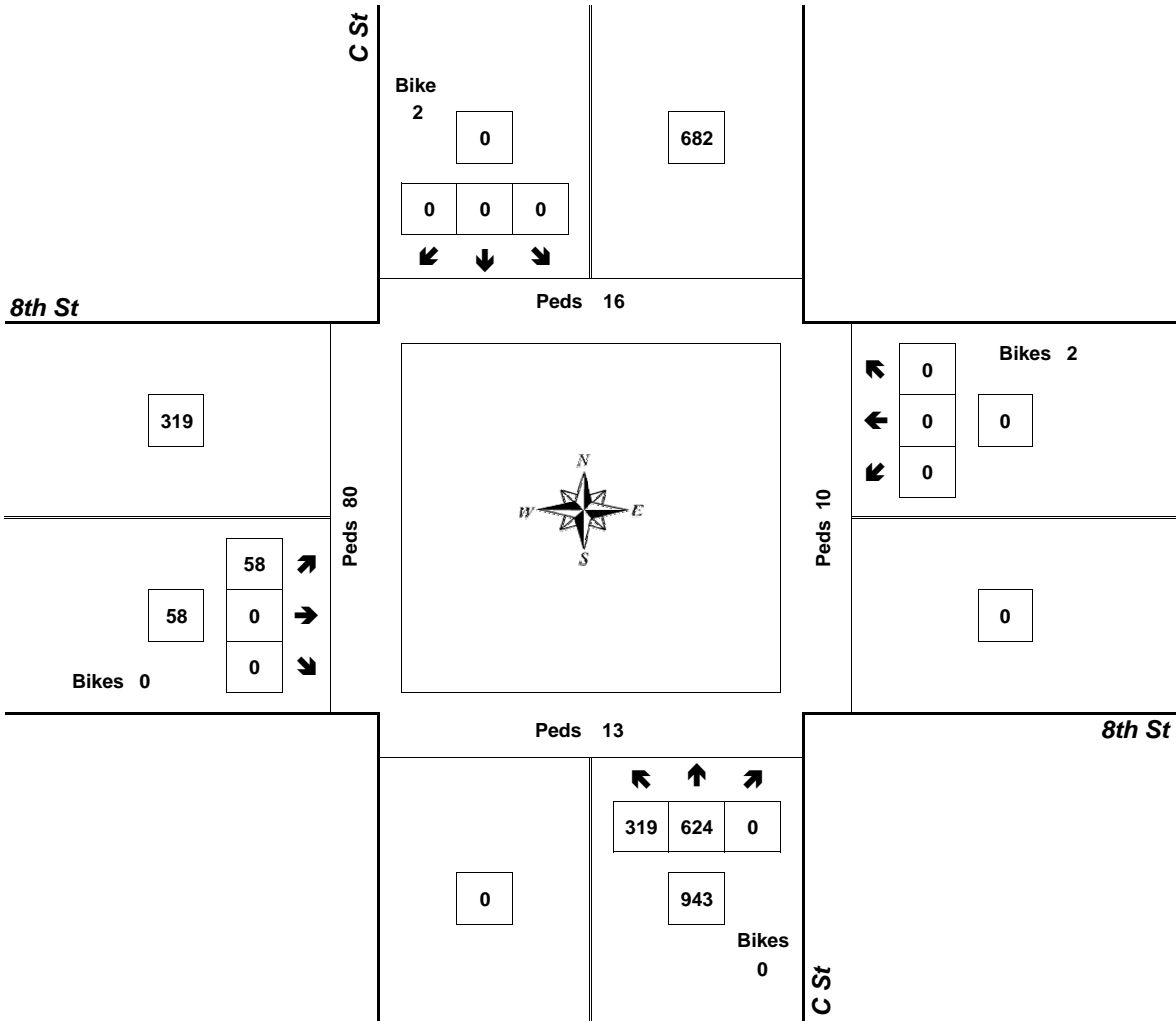
Peak Hour Summary



Clay Carney
(503) 833-2740

C St & 8th St

7:30 AM to 8:30 AM
Thursday, June 02, 2005



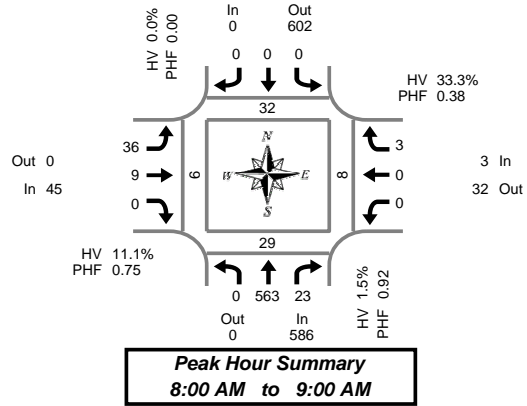
Approach	PHF	HV%	Volume
EB	0.76	1.7%	58
WB	0.00	0.0%	0
NB	0.75	1.4%	943
SB	0.00	0.0%	0
Intersection	0.76	1.4%	1,001

Count Period: 7:00 AM to 9:00 AM

Total Vehicle Summary



Clay Carney
(503) 833-2740



C St & 11th St

Wednesday, June 01, 2005

7:00 AM to 9:00 AM

5-Minute Interval Summary 7:00 AM to 9:00 AM

Interval Start Time	Northbound C St				Southbound C St				Eastbound 11th St				Westbound 11th St				Interval Total	Pedestrians Crosswalk							
	L	T	R	Bikes	L	T	R	Bikes	L	T	R	Bikes	L	T	R	Bikes		North	South	East	West				
07:00	0	22	0	0	0	0	0	0	3	0	0	0	0	0	0	0	0	0	0	0	25	1	0	0	0
07:05	0	8	2	0	0	0	0	0	2	0	0	0	0	0	0	0	0	0	0	0	12	0	0	1	0
07:10	0	16	0	0	0	0	0	0	1	0	0	0	0	0	0	0	0	0	2	17	4	3	0	0	
07:15	0	23	1	0	0	0	0	0	1	1	0	0	0	0	0	0	0	0	0	26	4	1	0	2	
07:20	0	20	1	0	0	0	0	0	0	0	0	0	0	0	0	0	0	0	0	21	2	3	1	0	
07:25	0	20	1	0	0	0	0	0	2	0	0	0	0	0	0	0	0	0	0	23	0	0	1	0	
07:30	0	28	2	0	0	0	0	0	0	0	0	0	0	0	0	0	0	0	0	30	2	1	2	1	
07:35	0	29	2	0	0	0	0	0	0	1	0	0	0	0	0	0	0	0	0	32	3	2	1	0	
07:40	0	33	3	0	0	0	0	0	4	0	0	0	0	0	1	0	0	0	0	41	4	2	0	0	
07:45	0	38	0	0	0	0	0	0	1	0	0	0	0	0	0	0	0	0	0	39	0	2	1	0	
07:50	0	41	4	0	0	0	0	0	2	1	0	0	0	0	0	0	0	0	0	48	4	2	0	1	
07:55	0	34	1	0	0	0	0	0	0	0	0	0	0	0	0	0	0	0	0	35	4	1	0	0	
08:00	0	52	3	0	0	0	0	0	2	2	0	0	0	0	1	0	0	0	0	60	3	7	1	2	
08:05	0	39	3	0	0	0	0	0	3	2	0	0	0	0	0	0	0	0	0	47	5	3	2	2	
08:10	0	49	1	0	0	0	0	0	1	1	0	0	0	0	0	0	0	0	0	52	4	4	0	0	
08:15	0	56	2	0	0	0	0	0	2	0	0	0	0	0	0	0	0	0	0	60	5	3	0	0	
08:20	0	44	4	0	0	0	0	0	4	1	0	0	0	0	0	0	0	0	0	53	2	6	1	1	
08:25	0	47	1	0	0	0	0	0	4	1	0	0	0	0	0	0	0	0	0	53	4	2	0	0	
08:30	0	52	0	0	0	0	0	0	5	0	0	0	0	0	0	0	0	0	0	57	3	0	2	0	
08:35	0	57	1	0	0	0	0	0	2	1	0	0	0	0	0	0	0	0	0	61	1	1	1	0	
08:40	0	47	2	0	0	0	0	0	3	0	0	0	0	0	2	0	0	0	0	54	0	2	0	1	
08:45	0	38	3	0	0	0	0	0	4	0	0	0	0	0	0	0	0	0	0	45	2	0	0	0	
08:50	0	43	3	0	0	0	0	0	5	0	0	0	0	0	0	0	0	0	0	51	2	1	1	0	
08:55	0	39	0	0	0	0	0	0	1	1	0	0	0	0	0	0	0	2	41	1	0	0	0		
Total Survey	0	875	40	0	0	0	0	0	52	12	0	0	0	0	4	4	0	0	0	983	60	46	15	10	

15-Minute Interval Summary 7:00 AM to 9:00 AM

Interval Start Time	Northbound C St				Southbound C St				Eastbound 11th St				Westbound 11th St				Interval Total	Pedestrians Crosswalk						
	L	T	R	Bikes	L	T	R	Bikes	L	T	R	Bikes	L	T	R	Bikes		North	South	East	West			
07:00	0	46	2	0	0	0	0	0	6	0	0	0	0	0	0	2	0	0	0	54	5	3	1	0
07:15	0	63	3	0	0	0	0	0	3	1	0	0	0	0	0	0	0	0	0	70	6	4	2	2
07:30	0	90	7	0	0	0	0	0	4	1	0	0	0	0	1	0	0	0	0	103	9	5	3	1
07:45	0	113	5	0	0	0	0	0	3	1	0	0	0	0	0	0	0	0	0	122	8	5	1	1
08:00	0	140	7	0	0	0	0	0	6	5	0	0	0	0	1	0	0	0	0	159	12	14	3	4
08:15	0	147	7	0	0	0	0	0	10	2	0	0	0	0	0	0	0	0	0	166	11	11	1	1
08:30	0	156	3	0	0	0	0	0	10	1	0	0	0	0	2	0	0	0	0	172	4	3	3	1
08:45	0	120	6	0	0	0	0	0	10	1	0	0	0	0	0	2	0	0	0	137	5	1	1	0
Total Survey	0	875	40	0	0	0	0	0	52	12	0	0	0	0	4	4	0	0	0	983	60	46	15	10

Peak Hour Summary 8:00 AM to 9:00 AM

By Approach	Northbound C St				Southbound C St				Eastbound 11th St				Westbound 11th St				Total	Pedestrians Crosswalk			
	In	Out	Total	Bikes	In	Out	Total	Bikes	In	Out	Total	Bikes	In	Out	Total	Bikes		North	South	East	West
Volume	586	0	586	0	0	602	602	0	45	0	45	0	3	32	35	2	634	32	29	8	6
%HV	1.5%				0.0%				11.1%				33.3%				2.4%				
PHF	0.92				0.00				0.75				0.38				0.92				

By Movement	Northbound C St				Southbound C St				Eastbound 11th St				Westbound 11th St				Total
	L	T	R	Total	L	T	R	Total	L	T	R	Total	L	T	R	Total	
Volume	0	563	23	586	0	0	0	0	36	9	0	45	0	0	3	3	634
%HV	0.0%	1.6%	0.0%	1.5%	0.0%	0.0%	0.0%	0.0%	13.9%	0.0%	0.0%	11.1%	0.0%	0.0%	33.3%	33.3%	2.4%
PHF	0.00	0.90	0.72	0.92	0.00	0.00	0.00	0.00	0.69	0.45	0.00	0.75	0.00	0.00	0.38	0.38	0.92

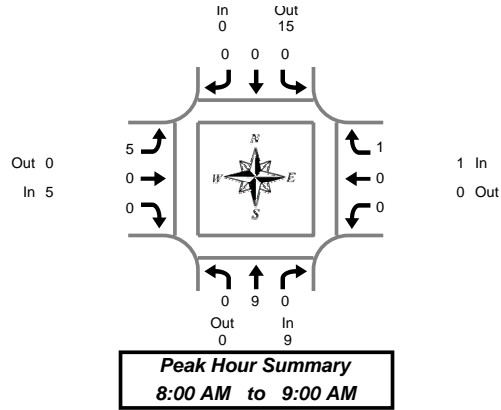
Rolling Hour Summary 7:00 AM to 9:00 AM

Interval Start Time	Northbound C St				Southbound C St				Eastbound 11th St				Westbound 11th St				Interval Total	Pedestrians Crosswalk						
	L	T	R	Bikes	L	T	R	Bikes	L	T	R	Bikes	L	T	R	Bikes		North	South	East	West			
07:00	0	312	17	0	0	0	0	0	16	3	0	0	0	0	1	2	0	0	0	349	28	17	7	4
07:15	0	406	22	0	0	0	0	0	16	8	0	0	0	0	2	0	0	0	0	454	35	28	9	8
07:30	0	490	26	0	0	0	0	0	23	9	0	0	0	0	2	0	0	0	0	550	40	35	8	7
07:45	0	556	22	0	0	0	0	0	29	9	0	0	0	0	3	0	0	0	0	619	35	33	8	7
08:00	0	563	23	0	0	0	0	0	36	9	0	0	0	0	3	2	0	0	0	634	32	29	8	6

Heavy Vehicle Summary



Clay Carney
(503) 833-2740



C St & 11th St

Wednesday, June 01, 2005

7:00 AM to 9:00 AM

Heavy Vehicle 5-Minute Interval Summary 7:00 AM to 9:00 AM

Interval Start Time	Northbound C St				Southbound C St				Eastbound 11th St				Westbound 11th St				Interval Total	
	L	T	R	Total	L	T	R	Total	L	T	R	Total	L	T	R	Total		
07:00	0	1	0	1	0	0	0	0	0	0	0	0	0	0	0	0	0	1
07:05	0	0	0	0	0	0	0	0	0	0	0	0	0	0	0	0	0	0
07:10	0	0	0	0	0	0	0	0	0	0	0	0	0	0	0	0	0	0
07:15	0	1	0	1	0	0	0	0	0	0	0	0	0	0	0	0	0	1
07:20	0	0	0	0	0	0	0	0	0	0	0	0	0	0	0	0	0	0
07:25	0	0	0	0	0	0	0	0	0	0	0	0	0	0	0	0	0	0
07:30	0	1	0	1	0	0	0	0	0	0	0	0	0	0	0	0	0	1
07:35	0	1	0	1	0	0	0	0	0	0	0	0	0	0	0	0	0	1
07:40	0	1	0	1	0	0	0	0	0	0	0	0	0	0	1	1	2	2
07:45	0	2	0	2	0	0	0	0	0	0	0	0	0	0	0	0	0	2
07:50	0	1	0	1	0	0	0	0	0	0	0	0	0	0	0	0	0	1
07:55	0	0	0	0	0	0	0	0	0	0	0	0	0	0	0	0	0	0
08:00	0	1	0	1	0	0	0	0	1	0	0	1	0	0	0	0	0	2
08:05	0	0	0	0	0	0	0	0	0	0	0	0	0	0	0	0	0	0
08:10	0	1	0	1	0	0	0	0	0	0	0	0	0	0	0	0	0	1
08:15	0	1	0	1	0	0	0	0	0	0	0	0	0	0	0	0	0	1
08:20	0	2	0	2	0	0	0	0	0	0	0	0	0	0	0	0	0	2
08:25	0	1	0	1	0	0	0	0	1	0	0	1	0	0	0	0	0	2
08:30	0	0	0	0	0	0	0	0	0	0	0	0	0	0	0	0	0	0
08:35	0	0	0	0	0	0	0	0	0	0	0	0	0	0	0	0	0	0
08:40	0	1	0	1	0	0	0	0	0	0	0	0	0	0	1	1	2	2
08:45	0	0	0	0	0	0	0	0	2	0	0	2	0	0	0	0	0	2
08:50	0	2	0	2	0	0	0	0	1	0	0	1	0	0	0	0	0	3
08:55	0	0	0	0	0	0	0	0	0	0	0	0	0	0	0	0	0	0
Total Survey	0	17	0	17	0	0	0	0	5	0	0	5	0	0	2	2	24	24

Heavy Vehicle 15-Minute Interval Summary 7:00 AM to 9:00 AM

Interval Start Time	Northbound C St				Southbound C St				Eastbound 11th St				Westbound 11th St				Interval Total	
	L	T	R	Total	L	T	R	Total	L	T	R	Total	L	T	R	Total		
07:00	0	1	0	1	0	0	0	0	0	0	0	0	0	0	0	0	0	1
07:15	0	1	0	1	0	0	0	0	0	0	0	0	0	0	0	0	0	1
07:30	0	3	0	3	0	0	0	0	0	0	0	0	0	0	1	1	4	4
07:45	0	3	0	3	0	0	0	0	0	0	0	0	0	0	0	0	0	3
08:00	0	2	0	2	0	0	0	0	1	0	0	1	0	0	0	0	0	3
08:15	0	4	0	4	0	0	0	0	1	0	0	1	0	0	0	0	0	5
08:30	0	1	0	1	0	0	0	0	0	0	0	0	0	0	1	1	2	2
08:45	0	2	0	2	0	0	0	0	3	0	0	3	0	0	0	0	0	5
Total Survey	0	17	0	17	0	0	0	0	5	0	0	5	0	0	2	2	24	24

Heavy Vehicle Peak Hour Summary 8:00 AM to 9:00 AM

By Approach	Northbound C St			Southbound C St			Eastbound 11th St			Westbound 11th St			Total
	In	Out	Total	In	Out	Total	In	Out	Total	In	Out	Total	
Volume	9	0	9	0	15	15	5	0	5	1	0	1	15
PHF	0.56			0.00			0.42			0.25			0.54

By Movement	Northbound C St				Southbound C St				Eastbound 11th St				Westbound 11th St				Total
	L	T	R	Total	L	T	R	Total	L	T	R	Total	L	T	R	Total	
Volume	0	9	0	9	0	0	0	0	5	0	0	5	0	0	1	1	15
PHF	0.00	0.56	0.00	0.56	0.00	0.00	0.00	0.00	0.42	0.00	0.00	0.42	0.00	0.00	0.25	0.25	0.54

Heavy Vehicle Rolling Hour Summary 7:00 AM to 9:00 AM

Interval Start Time	Northbound C St				Southbound C St				Eastbound 11th St				Westbound 11th St				Interval Total	
	L	T	R	Total	L	T	R	Total	L	T	R	Total	L	T	R	Total		
07:00	0	8	0	8	0	0	0	0	0	0	0	0	0	0	1	1	9	9
07:15	0	9	0	9	0	0	0	0	1	0	0	1	0	0	1	1	11	11
07:30	0	12	0	12	0	0	0	0	2	0	0	2	0	0	1	1	15	15
07:45	0	10	0	10	0	0	0	0	2	0	0	2	0	0	1	1	13	13
08:00	0	9	0	9	0	0	0	0	5	0	0	5	0	0	1	1	15	15

Peak Hour Summary

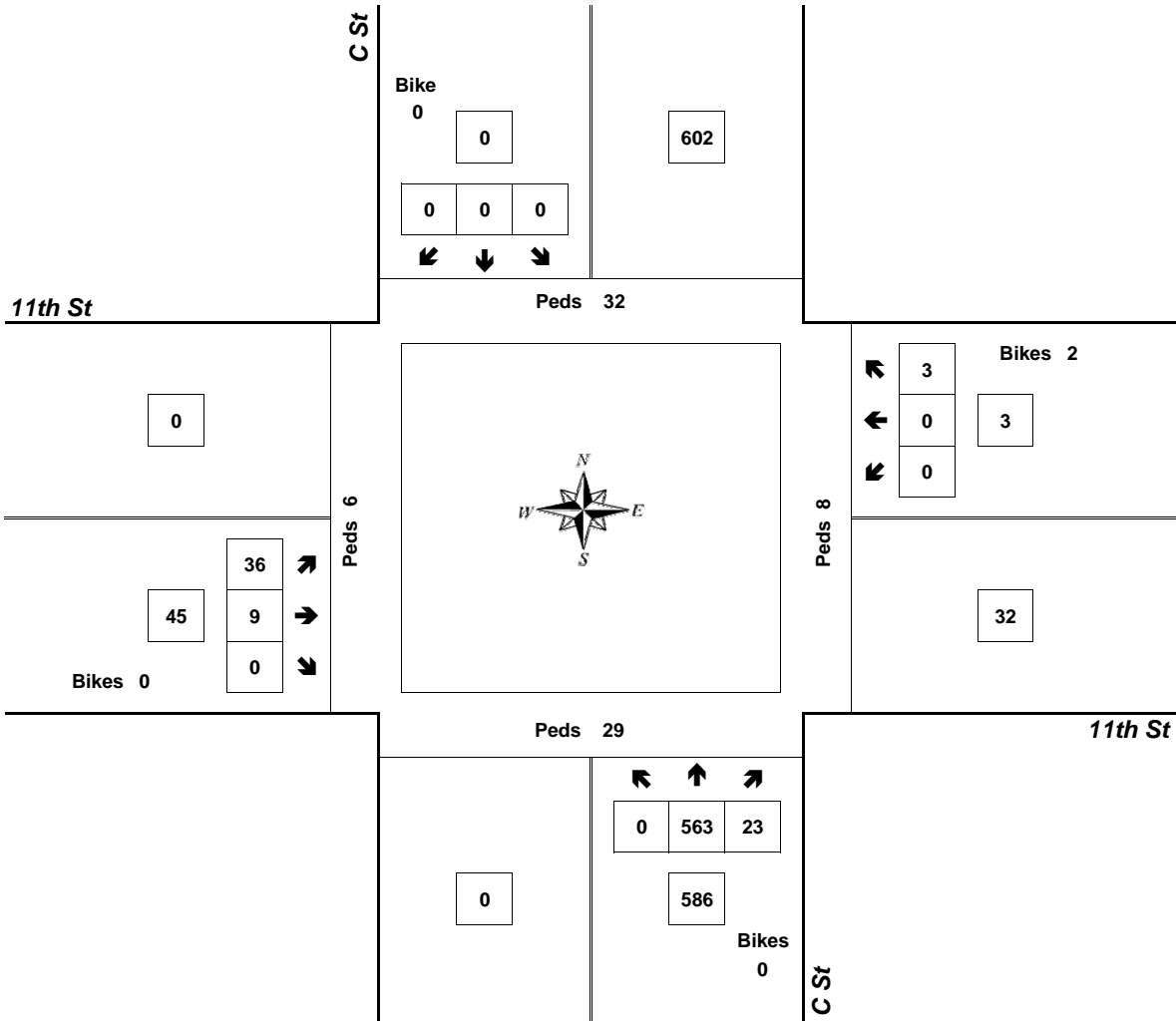


Clay Carney
(503) 833-2740

C St & 11th St

8:00 AM to 9:00 AM

Wednesday, June 01, 2005



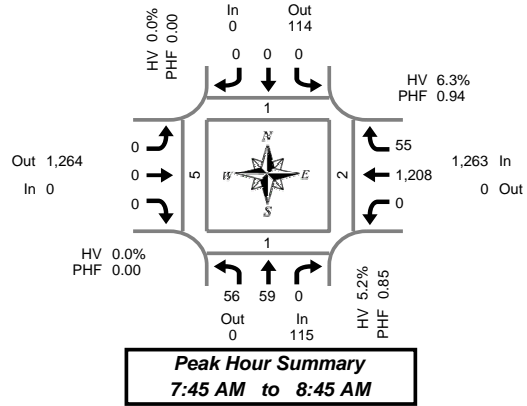
Approach	PHF	HV%	Volume
EB	0.75	11.1%	45
WB	0.38	33.3%	3
NB	0.92	1.5%	586
SB	0.00	0.0%	0
Intersection	0.92	2.4%	634

Count Period: 7:00 AM to 9:00 AM

Total Vehicle Summary



Clay Carney
(503) 833-2740



C St & 15th St

Thursday, May 26, 2005
7:00 AM to 9:00 AM

Peak Hour Summary
7:45 AM to 8:45 AM

5-Minute Interval Summary

7:00 AM to 8:50 AM

Interval Start Time	Northbound C St				Southbound C St				Eastbound 15th St				Westbound 15th St				Interval Total	Pedestrians Crosswalk			
	L	T	R	Bikes	L	T	R	Bikes	L	T	R	Bikes	L	T	R	Bikes		North	South	East	West
07:00	14	3	0	0	0	0	0	0	0	0	0	0	0	139	2	0	158	0	0	2	0
07:15	3	2	0	0	0	0	0	0	0	0	0	0	0	152	6	0	163	0	0	2	1
07:30	13	5	0	0	0	0	0	0	0	0	0	0	0	217	15	0	250	0	0	0	1
07:45	17	17	0	0	0	0	0	0	0	0	0	0	0	324	11	0	369	0	0	0	1
08:00	10	18	0	0	0	0	0	0	0	0	0	0	0	299	17	0	344	0	0	0	3
08:15	12	9	0	0	0	0	0	2	0	0	0	0	0	268	14	0	303	1	0	2	0
08:30	17	15	0	0	0	0	0	0	0	0	0	0	0	317	13	0	362	0	1	0	1
08:45	15	22	0	0	0	0	0	0	0	0	0	0	0	309	9	0	355	0	0	0	0
Total Survey	101	91	0	0	0	0	0	2	0	0	0	0	0	2,025	87	0	2,304	1	1	6	7

15-Minute Interval Summary

7:00 AM to 9:00 AM

Interval Start Time	Northbound C St				Southbound C St				Eastbound 15th St				Westbound 15th St				Interval Total	Pedestrians Crosswalk			
	L	T	R	Bikes	L	T	R	Bikes	L	T	R	Bikes	L	T	R	Bikes		North	South	East	West
07:00	14	3	0	0	0	0	0	0	0	0	0	0	0	139	2	0	158	0	0	2	0
07:15	3	2	0	0	0	0	0	0	0	0	0	0	0	152	6	0	163	0	0	2	1
07:30	13	5	0	0	0	0	0	0	0	0	0	0	0	217	15	0	250	0	0	0	1
07:45	17	17	0	0	0	0	0	0	0	0	0	0	0	324	11	0	369	0	0	0	1
08:00	10	18	0	0	0	0	0	0	0	0	0	0	0	299	17	0	344	0	0	0	3
08:15	12	9	0	0	0	0	0	2	0	0	0	0	0	268	14	0	303	1	0	2	0
08:30	17	15	0	0	0	0	0	0	0	0	0	0	0	317	13	0	362	0	1	0	1
08:45	15	22	0	0	0	0	0	0	0	0	0	0	0	309	9	0	355	0	0	0	0
Total Survey	101	91	0	0	0	0	0	2	0	0	0	0	0	2,025	87	0	2,304	1	1	6	7

Peak Hour Summary

7:45 AM to 8:45 AM

By Approach	Northbound C St				Southbound C St				Eastbound 15th St				Westbound 15th St				Total	Pedestrians Crosswalk			
	In	Out	Total	Bikes	In	Out	Total	Bikes	In	Out	Total	Bikes	In	Out	Total	Bikes		North	South	East	West
Volume	115	0	115	0	0	114	114	2	0	1,264	1,264	0	1,263	0	1,263	0	1,378	1	1	2	5
%HV	5.2%				0.0%				0.0%				6.3%				6.2%				
PHF	0.85				0.00				0.00				0.94				0.93				

By Movement	Northbound C St				Southbound C St				Eastbound 15th St				Westbound 15th St				Total
	L	T	R	Total	L	T	R	Total	L	T	R	Total	L	T	R	Total	
Volume	56	59	0	115	0	0	0	0	0	0	0	0	0	1,208	55	1,263	1,378
%HV	8.9%	1.7%	0.0%	5.2%	0.0%	0.0%	0.0%	0.0%	0.0%	0.0%	0.0%	0.0%	0.0%	6.6%	0.0%	6.3%	6.2%
PHF	0.82	0.82	0.00	0.85	0.00	0.00	0.00	0.00	0.00	0.00	0.00	0.00	0.00	0.93	0.81	0.94	0.93

Rolling Hour Summary

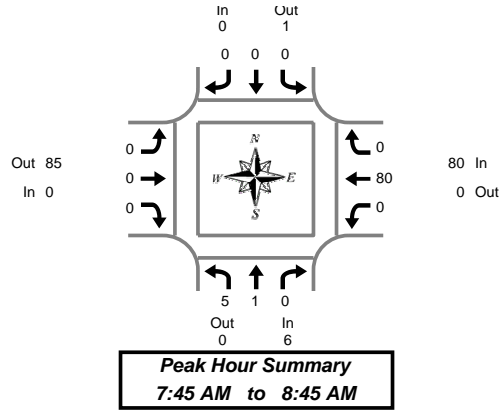
7:00 AM to 9:00 AM

Interval Start Time	Northbound C St				Southbound C St				Eastbound 15th St				Westbound 15th St				Interval Total	Pedestrians Crosswalk			
	L	T	R	Bikes	L	T	R	Bikes	L	T	R	Bikes	L	T	R	Bikes		North	South	East	West
07:00	47	27	0	0	0	0	0	0	0	0	0	0	0	832	34	0	940	0	0	4	3
07:15	43	42	0	0	0	0	0	0	0	0	0	0	0	992	49	0	1,126	0	0	2	6
07:30	52	49	0	0	0	0	0	2	0	0	0	0	0	1,108	57	0	1,266	1	0	2	5
07:45	56	59	0	0	0	0	0	2	0	0	0	0	0	1,208	55	0	1,378	1	1	2	5
08:00	54	64	0	0	0	0	0	2	0	0	0	0	0	1,193	53	0	1,364	1	1	2	4

Heavy Vehicle Summary



Clay Carney
(503) 833-2740



C St & 15th St

Thursday, May 26, 2005
7:00 AM to 9:00 AM

Heavy Vehicle 5-Minute Interval Summary 7:00 AM to 8:50 AM

Interval Start Time	Northbound C St				Southbound C St				Eastbound 15th St				Westbound 15th St				Interval Total
	L	T	R	Total	L	T	R	Total	L	T	R	Total	L	T	R	Total	
07:00	0	0	0	0	0	0	0	0	0	0	0	0	0	21	0	21	21
07:15	0	0	0	0	0	0	0	0	0	0	0	0	0	14	0	14	14
07:30	0	0	0	0	0	0	0	0	0	0	0	0	0	27	0	27	27
07:45	0	1	0	1	0	0	0	0	0	0	0	0	0	17	0	17	18
08:00	2	0	0	2	0	0	0	0	0	0	0	0	0	23	0	23	25
08:15	1	0	0	1	0	0	0	0	0	0	0	0	0	21	0	21	22
08:30	2	0	0	2	0	0	0	0	0	0	0	0	0	19	0	19	21
08:45	1	1	0	2	0	0	0	0	0	0	0	0	0	18	1	19	21
Total Survey	6	2	0	8	0	0	0	0	0	0	0	0	0	160	1	161	169

Heavy Vehicle 15-Minute Interval Summary 7:00 AM to 9:00 AM

Interval Start Time	Northbound C St				Southbound C St				Eastbound 15th St				Westbound 15th St				Interval Total
	L	T	R	Total	L	T	R	Total	L	T	R	Total	L	T	R	Total	
07:00	0	0	0	0	0	0	0	0	0	0	0	0	0	21	0	21	21
07:15	0	0	0	0	0	0	0	0	0	0	0	0	0	14	0	14	14
07:30	0	0	0	0	0	0	0	0	0	0	0	0	0	27	0	27	27
07:45	0	1	0	1	0	0	0	0	0	0	0	0	0	17	0	17	18
08:00	2	0	0	2	0	0	0	0	0	0	0	0	0	23	0	23	25
08:15	1	0	0	1	0	0	0	0	0	0	0	0	0	21	0	21	22
08:30	2	0	0	2	0	0	0	0	0	0	0	0	0	19	0	19	21
08:45	1	1	0	2	0	0	0	0	0	0	0	0	0	18	1	19	21
Total Survey	6	2	0	8	0	0	0	0	0	0	0	0	0	160	1	161	169

Heavy Vehicle Peak Hour Summary 7:45 AM to 8:45 AM

By Approach	Northbound C St			Southbound C St			Eastbound 15th St			Westbound 15th St			Total
	In	Out	Total	In	Out	Total	In	Out	Total	In	Out	Total	
Volume	6	0	6	0	1	1	0	85	85	80	0	80	86
PHF	0.30			0.00			0.00			0.30			0.31

By Movement	Northbound C St				Southbound C St				Eastbound 15th St				Westbound 15th St				Total
	L	T	R	Total	L	T	R	Total	L	T	R	Total	L	T	R	Total	
Volume	5	1	0	6	0	0	0	0	0	0	0	0	0	80	0	80	86
PHF	0.25	0.25	0.00	0.30	0.00	0.00	0.00	0.00	0.00	0.00	0.00	0.00	0.00	0.30	0.00	0.30	0.31

Heavy Vehicle Rolling Hour Summary 7:00 AM to 9:00 AM

Interval Start Time	Northbound C St				Southbound C St				Eastbound 15th St				Westbound 15th St				Interval Total
	0	0	0	Total	0	0	0	Total	0	0	0	Total	0	0	0	Total	
07:00	0	1	0	1	0	0	0	0	0	0	0	0	79	0	79	80	
07:15	2	1	0	3	0	0	0	0	0	0	0	0	81	0	81	84	
07:30	3	1	0	4	0	0	0	0	0	0	0	0	88	0	88	92	
07:45	5	1	0	6	0	0	0	0	0	0	0	0	80	0	80	86	
08:00	6	1	0	7	0	0	0	0	0	0	0	0	81	1	82	89	

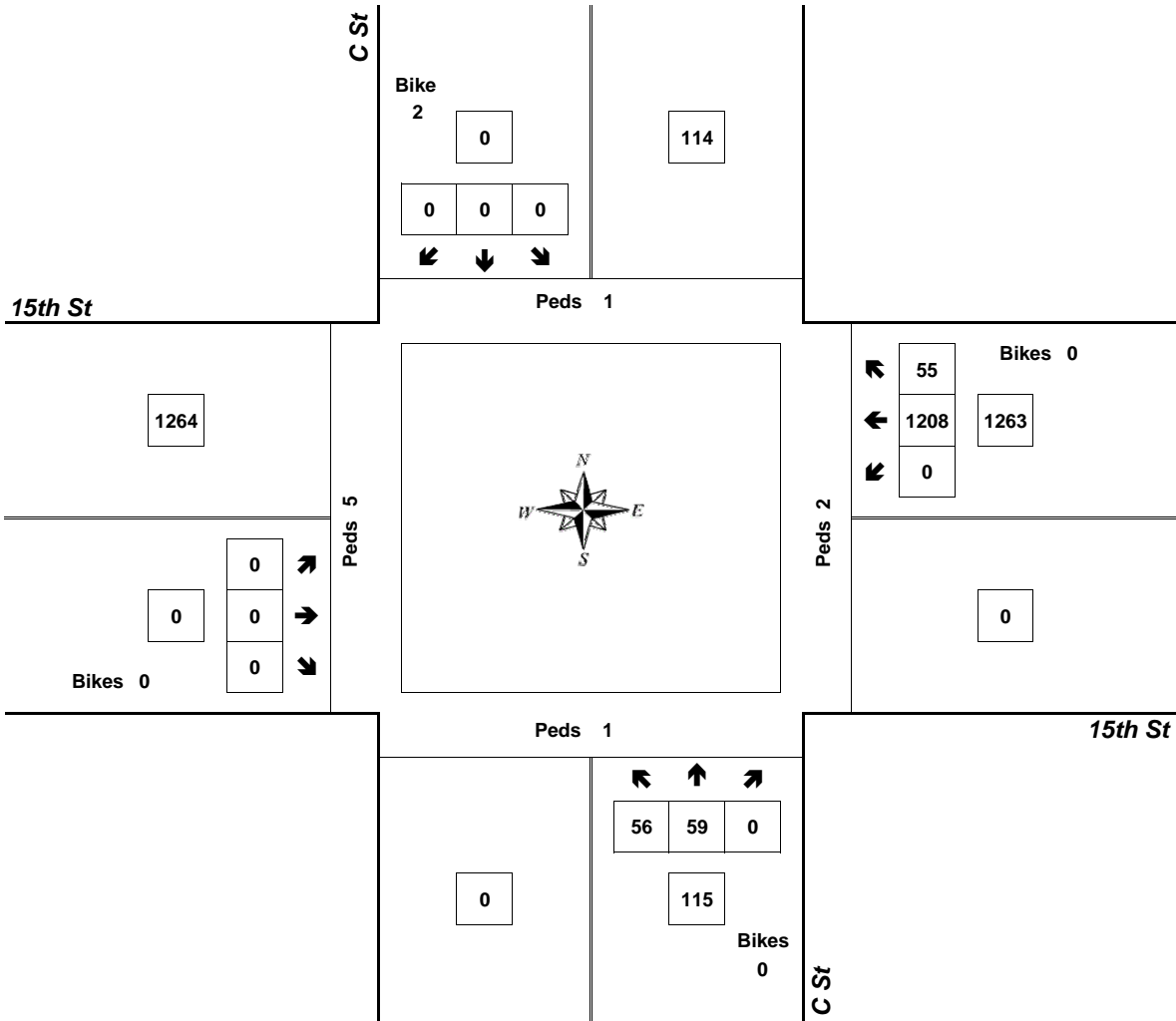
Peak Hour Summary



Clay Carney
(503) 833-2740

C St & 15th St

7:45 AM to 8:45 AM
Thursday, May 26, 2005



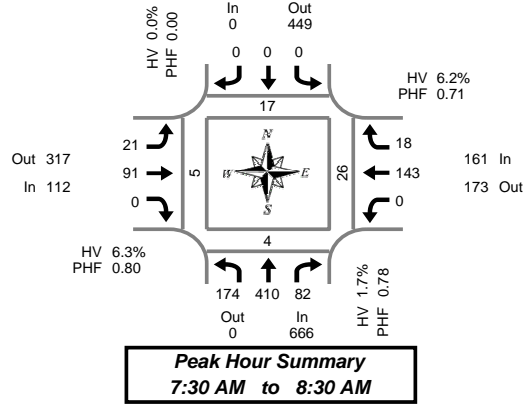
Approach	PHF	HV%	Volume
EB	0.00	0.0%	0
WB	0.94	6.3%	1,263
NB	0.85	5.2%	115
SB	0.00	0.0%	0
Intersection	0.93	6.2%	1,378

Count Period: 7:00 AM to 9:00 AM

Total Vehicle Summary



Clay Carney
(503) 833-2740



C St & Evergreen Blvd

Thursday, June 02, 2005
7:00 AM to 9:00 AM

5-Minute Interval Summary 7:00 AM to 9:00 AM

Interval Start Time	Northbound C St				Southbound C St				Eastbound Evergreen Blvd				Westbound Evergreen Blvd				Interval Total	Pedestrians Crosswalk			
	L	T	R	Bikes	L	T	R	Bikes	L	T	R	Bikes	L	T	R	Bikes		North	South	East	West
07:00	8	14	3	0	0	0	0	0	1	3	0	0	6	0	0	35	0	0	0	1	
07:05	11	16	1	0	0	0	0	0	3	2	0	0	6	0	0	39	0	0	0	0	
07:10	9	16	1	0	0	0	0	0	0	3	0	0	5	0	0	34	0	0	1	0	
07:15	3	13	2	0	0	0	0	0	0	3	0	0	4	0	0	25	0	0	2	0	
07:20	7	23	3	0	0	0	0	0	1	3	0	0	7	4	0	48	0	0	1	1	
07:25	12	19	3	0	0	0	0	0	1	4	0	0	8	1	0	48	0	0	1	0	
07:30	13	25	4	0	0	0	0	0	0	6	0	0	2	1	0	51	1	2	2	0	
07:35	8	40	10	0	0	0	0	0	0	7	0	0	8	1	0	74	3	0	0	1	
07:40	10	21	2	0	0	0	0	0	1	7	0	0	12	2	0	55	2	0	1	0	
07:45	14	38	4	0	0	0	0	0	3	12	0	0	11	2	0	84	0	0	5	1	
07:50	16	42	8	0	0	0	0	0	1	6	0	0	11	1	0	85	1	0	1	0	
07:55	16	47	12	0	0	0	0	0	3	8	0	0	22	2	0	110	0	0	1	0	
08:00	23	38	6	0	0	0	0	0	5	10	0	0	17	0	0	99	2	0	5	1	
08:05	23	43	6	0	0	0	0	0	1	8	0	0	15	1	0	97	5	0	1	1	
08:10	15	26	6	0	0	0	0	0	0	4	0	0	15	0	0	66	3	1	4	0	
08:15	13	25	11	0	0	0	0	0	2	10	0	0	18	2	0	81	0	0	2	0	
08:20	10	32	6	0	0	0	0	0	0	4	0	0	7	4	0	63	0	1	1	0	
08:25	13	33	7	0	0	0	0	0	5	9	0	0	5	2	0	74	0	0	3	1	
08:30	5	18	8	0	0	0	0	0	2	5	0	0	5	2	0	45	0	1	1	0	
08:35	18	23	4	0	0	0	0	0	2	7	0	0	7	3	0	64	1	0	1	0	
08:40	9	30	6	0	0	0	0	0	4	4	0	0	6	2	0	61	0	0	1	0	
08:45	13	22	4	0	0	0	0	0	0	4	0	0	11	3	0	57	1	0	2	0	
08:50	10	26	5	0	0	0	0	0	2	8	0	0	8	0	0	59	0	0	1	1	
08:55	6	20	4	0	0	0	0	1	3	3	0	0	13	4	1	53	1	1	3	0	
Total Survey	285	650	126	0	0	0	0	1	40	140	0	0	229	37	1	1,507	20	6	40	8	

15-Minute Interval Summary 7:00 AM to 9:00 AM

Interval Start Time	Northbound C St				Southbound C St				Eastbound Evergreen Blvd				Westbound Evergreen Blvd				Interval Total	Pedestrians Crosswalk			
	L	T	R	Bikes	L	T	R	Bikes	L	T	R	Bikes	L	T	R	Bikes		North	South	East	West
07:00	28	46	5	0	0	0	0	0	4	8	0	0	17	0	0	108	0	0	1	1	
07:15	22	55	8	0	0	0	0	0	2	10	0	0	19	5	0	121	0	0	4	1	
07:30	31	86	16	0	0	0	0	0	1	20	0	0	22	4	0	180	6	2	3	1	
07:45	46	127	24	0	0	0	0	0	7	26	0	0	44	5	0	279	1	0	7	1	
08:00	61	107	18	0	0	0	0	0	6	22	0	0	47	1	0	262	10	1	10	2	
08:15	36	90	24	0	0	0	0	0	7	23	0	0	30	8	0	218	0	1	6	1	
08:30	32	71	18	0	0	0	0	0	8	16	0	0	18	7	0	170	1	1	3	0	
08:45	29	68	13	0	0	0	0	1	5	15	0	0	32	7	1	169	2	1	6	1	
Total Survey	285	650	126	0	0	0	0	1	40	140	0	0	229	37	1	1,507	20	6	40	8	

Peak Hour Summary 7:30 AM to 8:30 AM

By Approach	Northbound C St				Southbound C St				Eastbound Evergreen Blvd				Westbound Evergreen Blvd				Total	Pedestrians Crosswalk			
	In	Out	Total	Bikes	In	Out	Total	Bikes	In	Out	Total	Bikes	In	Out	Total	Bikes		North	South	East	West
Volume	666	0	666	0	0	449	449	0	112	317	429	0	161	173	334	0	939	17	4	26	5
%HV	1.7%				0.0%				6.3%				6.2%				3.0%				
PHF	0.78				0.00				0.80				0.71				0.77				

By Movement	Northbound C St				Southbound C St				Eastbound Evergreen Blvd				Westbound Evergreen Blvd				Total
	L	T	R	Total	L	T	R	Total	L	T	R	Total	L	T	R	Total	
Volume	174	410	82	666	0	0	0	0	21	91	0	112	0	143	18	161	939
%HV	1.7%	1.5%	2.4%	1.7%	0.0%	0.0%	0.0%	0.0%	0.0%	7.7%	0.0%	6.3%	0.0%	5.6%	11.1%	6.2%	3.0%
PHF	0.70	0.80	0.79	0.78	0.00	0.00	0.00	0.00	0.58	0.88	0.00	0.80	0.00	0.66	0.56	0.71	0.77

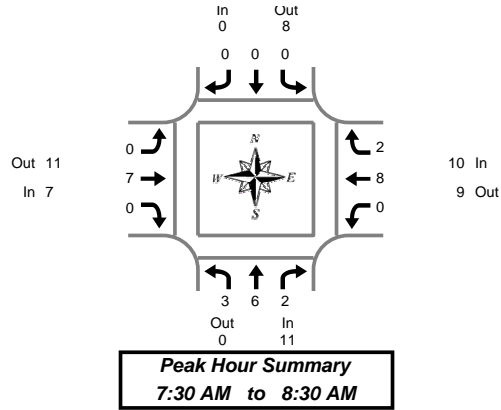
Rolling Hour Summary 7:00 AM to 9:00 AM

Interval Start Time	Northbound C St				Southbound C St				Eastbound Evergreen Blvd				Westbound Evergreen Blvd				Interval Total	Pedestrians Crosswalk			
	L	T	R	Bikes	L	T	R	Bikes	L	T	R	Bikes	L	T	R	Bikes		North	South	East	West
07:00	127	314	53	0	0	0	0	0	14	64	0	0	102	14	0	688	7	2	15	4	
07:15	160	375	66	0	0	0	0	0	16	78	0	0	132	15	0	842	17	3	24	5	
07:30	174	410	82	0	0	0	0	0	21	91	0	0	143	18	0	939	17	4	26	5	
07:45	175	395	84	0	0	0	0	0	28	87	0	0	139	21	0	929	12	3	26	4	
08:00	158	336	73	0	0	0	0	1	26	76	0	0	127	23	1	819	13	4	25	4	

Heavy Vehicle Summary



Clay Carney
(503) 833-2740



C St & Evergreen Blvd

Thursday, June 02, 2005
7:00 AM to 9:00 AM

Heavy Vehicle 5-Minute Interval Summary 7:00 AM to 9:00 AM

Interval Start Time	Northbound C St				Southbound C St				Eastbound Evergreen Blvd				Westbound Evergreen Blvd				Interval Total
	L	T	R	Total	L	T	R	Total	L	T	R	Total	L	T	R	Total	
07:00	0	0	0	0	0	0	0	0	0	1	0	1	0	0	0	0	1
07:05	0	2	0	2	0	0	0	0	0	0	0	0	0	0	0	0	2
07:10	0	0	0	0	0	0	0	0	0	1	0	1	0	1	0	1	2
07:15	0	0	0	0	0	0	0	0	0	0	0	0	0	1	0	1	1
07:20	1	0	0	1	0	0	0	0	0	1	0	1	0	1	0	1	3
07:25	0	1	0	1	0	0	0	0	0	0	0	0	0	1	0	1	2
07:30	0	0	0	0	0	0	0	0	0	0	0	0	0	0	0	0	0
07:35	0	0	0	0	0	0	0	0	0	1	0	1	0	0	0	0	1
07:40	0	0	0	0	0	0	0	0	0	1	0	1	0	2	1	3	4
07:45	0	0	0	0	0	0	0	0	0	2	0	2	0	0	0	0	2
07:50	0	0	0	0	0	0	0	0	0	1	0	1	0	0	0	0	1
07:55	1	2	0	3	0	0	0	0	0	0	0	0	0	0	0	0	3
08:00	0	0	0	0	0	0	0	0	0	0	0	0	0	1	0	1	1
08:05	1	1	0	2	0	0	0	0	0	0	0	0	0	1	0	1	3
08:10	0	0	0	0	0	0	0	0	0	1	0	1	0	2	0	2	3
08:15	0	1	1	2	0	0	0	0	0	0	0	0	0	0	0	0	2
08:20	0	0	0	0	0	0	0	0	0	1	0	1	0	1	1	2	3
08:25	1	2	1	4	0	0	0	0	0	0	0	0	0	1	0	1	5
08:30	0	0	0	0	0	0	0	0	0	0	0	0	0	0	0	0	0
08:35	0	1	0	1	0	0	0	0	0	1	0	1	0	2	0	2	4
08:40	0	2	0	2	0	0	0	0	0	0	0	0	0	1	0	1	3
08:45	1	1	0	2	0	0	0	0	0	1	0	1	0	0	0	0	3
08:50	0	1	0	1	0	0	0	0	0	1	0	1	0	0	0	0	2
08:55	0	1	0	1	0	0	0	0	1	0	0	1	0	0	0	0	2
Total Survey	5	15	2	22	0	0	0	0	1	13	0	14	0	15	2	17	53

Heavy Vehicle 15-Minute Interval Summary 7:00 AM to 9:00 AM

Interval Start Time	Northbound C St				Southbound C St				Eastbound Evergreen Blvd				Westbound Evergreen Blvd				Interval Total
	L	T	R	Total	L	T	R	Total	L	T	R	Total	L	T	R	Total	
07:00	0	2	0	2	0	0	0	0	0	2	0	2	0	1	0	1	5
07:15	1	1	0	2	0	0	0	0	0	1	0	1	0	3	0	3	6
07:30	0	0	0	0	0	0	0	0	0	2	0	2	0	2	1	3	5
07:45	1	2	0	3	0	0	0	0	0	3	0	3	0	0	0	0	6
08:00	1	1	0	2	0	0	0	0	0	1	0	1	0	4	0	4	7
08:15	1	3	2	6	0	0	0	0	0	1	0	1	0	2	1	3	10
08:30	0	3	0	3	0	0	0	0	0	1	0	1	0	3	0	3	7
08:45	1	3	0	4	0	0	0	0	1	2	0	3	0	0	0	0	7
Total Survey	5	15	2	22	0	0	0	0	1	13	0	14	0	15	2	17	53

Heavy Vehicle Peak Hour Summary 7:30 AM to 8:30 AM

By Approach	Northbound C St			Southbound C St			Eastbound Evergreen Blvd			Westbound Evergreen Blvd			Total
	In	Out	Total	In	Out	Total	In	Out	Total	In	Out	Total	
Volume	11	0	11	0	8	8	7	11	18	10	9	19	28
PHF	0.46			0.00			0.44			0.63			0.70

By Movement	Northbound C St				Southbound C St				Eastbound Evergreen Blvd				Westbound Evergreen Blvd				Total
	L	T	R	Total	L	T	R	Total	L	T	R	Total	L	T	R	Total	
Volume	3	6	2	11	0	0	0	0	0	7	0	7	0	8	2	10	28
PHF	0.38	0.50	0.25	0.46	0.00	0.00	0.00	0.00	0.00	0.44	0.00	0.44	0.00	0.50	0.50	0.63	0.70

Heavy Vehicle Rolling Hour Summary 7:00 AM to 9:00 AM

Interval Start Time	Northbound C St				Southbound C St				Eastbound Evergreen Blvd				Westbound Evergreen Blvd				Interval Total
	L	T	R	Total	L	T	R	Total	L	T	R	Total	L	T	R	Total	
07:00	2	5	0	7	0	0	0	0	0	8	0	8	0	6	1	7	22
07:15	3	4	0	7	0	0	0	0	0	7	0	7	0	9	1	10	24
07:30	3	6	2	11	0	0	0	0	0	7	0	7	0	8	2	10	28
07:45	3	9	2	14	0	0	0	0	0	6	0	6	0	9	1	10	30
08:00	3	10	2	15	0	0	0	0	1	5	0	6	0	9	1	10	31

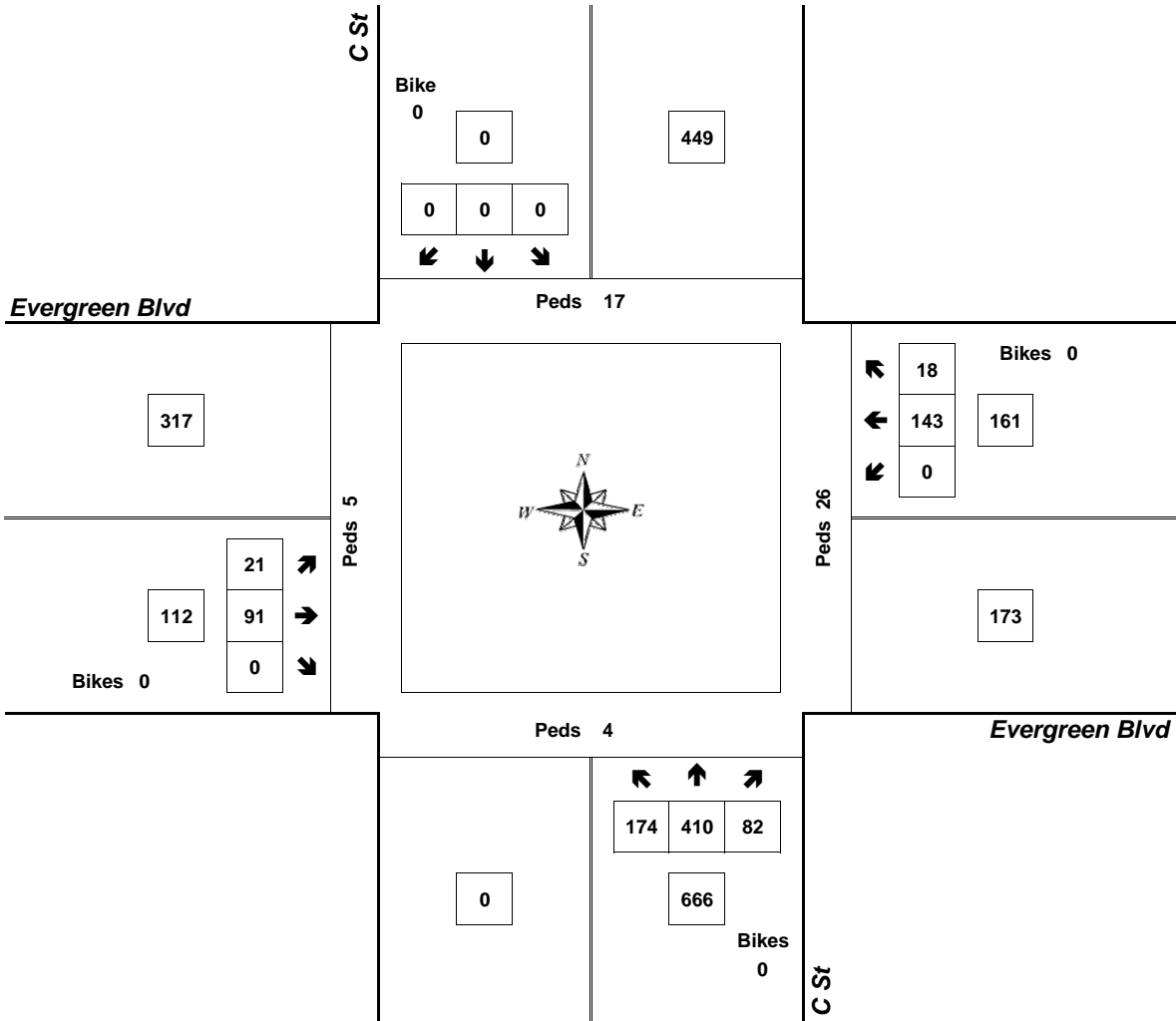
Peak Hour Summary



Clay Carney
(503) 833-2740

C St & Evergreen Blvd

7:30 AM to 8:30 AM
Thursday, June 02, 2005



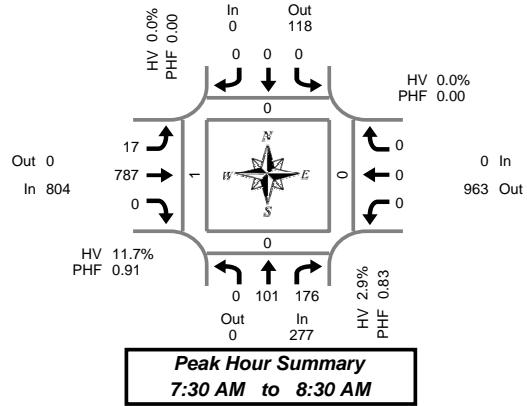
Approach	PHF	HV%	Volume
EB	0.80	6.3%	112
WB	0.71	6.2%	161
NB	0.78	1.7%	666
SB	0.00	0.0%	0
Intersection	0.77	3.0%	939

Count Period: 7:00 AM to 9:00 AM

Total Vehicle Summary



Clay Carney
(503) 833-2740



C St & Mill Plain Blvd

Wednesday, June 01, 2005
7:00 AM to 9:00 AM

5-Minute Interval Summary 7:00 AM to 9:00 AM

Interval Start Time	Northbound C St				Southbound C St				Eastbound Mill Plain Blvd				Westbound Mill Plain Blvd				Interval Total	Pedestrians Crosswalk							
	L	T	R	Bikes	L	T	R	Bikes	L	T	R	Bikes	L	T	R	Bikes		North	South	East	West				
07:00	0	7	4	0	0	0	0	0	2	61	0	0	0	0	0	0	0	0	0	0	74	1	0	0	3
07:05	0	2	3	0	0	0	0	0	1	61	0	0	0	0	0	0	0	0	0	0	67	0	0	0	1
07:10	0	6	12	0	0	0	0	0	0	59	0	0	0	0	0	0	0	0	0	0	77	0	0	0	0
07:15	0	5	17	0	0	0	0	0	0	52	0	0	0	0	0	0	0	0	0	0	74	0	0	0	1
07:20	0	2	8	0	0	0	0	0	1	62	0	0	0	0	0	0	0	0	0	0	73	0	0	0	0
07:25	0	3	12	0	0	0	0	0	0	55	0	0	0	0	0	0	0	0	0	0	70	0	0	0	0
07:30	0	7	17	0	0	0	0	0	0	70	0	0	0	0	0	0	0	0	0	0	94	0	0	0	1
07:35	0	8	13	1	0	0	0	0	0	60	0	0	0	0	0	0	0	0	0	0	81	0	0	0	0
07:40	0	7	15	1	0	0	0	0	1	69	0	0	0	0	0	0	0	0	0	0	92	0	0	0	0
07:45	0	12	18	0	0	0	0	0	1	73	0	0	0	0	0	0	0	0	0	0	104	0	0	0	0
07:50	0	12	18	0	0	0	0	0	1	66	0	0	0	0	0	0	0	0	0	0	97	0	0	0	0
07:55	0	9	10	0	0	0	0	0	1	78	0	0	0	0	0	0	0	0	0	0	98	0	0	0	0
08:00	0	9	25	0	0	0	0	0	1	69	0	0	0	0	0	0	0	0	0	0	104	0	0	0	0
08:05	0	14	11	0	0	0	0	0	4	61	0	0	0	0	0	0	0	0	0	0	90	0	0	0	0
08:10	0	5	12	0	0	0	0	0	4	59	0	0	0	0	0	0	0	0	0	0	80	0	0	0	0
08:15	0	3	9	0	0	0	0	0	2	64	0	0	0	0	0	0	0	0	0	0	78	0	0	0	0
08:20	0	5	17	0	0	0	0	0	0	57	0	0	0	0	0	0	0	0	0	0	79	0	0	0	0
08:25	0	10	11	0	0	0	0	0	2	61	0	0	0	0	0	0	0	0	0	0	84	0	0	0	0
08:30	0	5	19	0	0	0	0	0	1	46	0	0	0	0	0	0	0	0	0	0	71	0	0	0	0
08:35	0	7	12	0	0	0	0	0	3	44	0	0	0	0	0	0	0	0	0	0	66	0	0	2	0
08:40	0	16	20	0	0	0	0	0	3	56	0	0	0	0	0	0	0	0	0	0	95	0	0	0	0
08:45	0	6	7	0	0	0	0	0	2	47	0	0	0	0	0	0	0	0	0	0	62	0	0	0	1
08:50	0	8	10	0	0	0	0	0	3	58	0	0	0	0	0	0	0	0	0	0	79	1	0	0	1
08:55	0	11	14	0	0	0	0	0	2	40	0	0	0	0	0	0	0	0	0	0	67	0	3	0	0
Total Survey	0	179	314	2	0	0	0	0	35	1,428	0	0	0	0	0	0	0	0	0	0	1,956	2	3	2	8

15-Minute Interval Summary 7:00 AM to 9:00 AM

Interval Start Time	Northbound C St				Southbound C St				Eastbound Mill Plain Blvd				Westbound Mill Plain Blvd				Interval Total	Pedestrians Crosswalk							
	L	T	R	Bikes	L	T	R	Bikes	L	T	R	Bikes	L	T	R	Bikes		North	South	East	West				
07:00	0	15	19	0	0	0	0	0	3	181	0	0	0	0	0	0	0	0	0	0	218	1	0	0	4
07:15	0	10	37	0	0	0	0	0	1	169	0	0	0	0	0	0	0	0	0	0	217	0	0	0	1
07:30	0	22	45	2	0	0	0	0	1	199	0	0	0	0	0	0	0	0	0	0	267	0	0	0	1
07:45	0	33	46	0	0	0	0	0	3	217	0	0	0	0	0	0	0	0	0	0	299	0	0	0	0
08:00	0	28	48	0	0	0	0	0	9	189	0	0	0	0	0	0	0	0	0	0	274	0	0	0	0
08:15	0	18	37	0	0	0	0	0	4	182	0	0	0	0	0	0	0	0	0	0	241	0	0	0	0
08:30	0	28	51	0	0	0	0	0	7	146	0	0	0	0	0	0	0	0	0	0	232	0	0	2	0
08:45	0	25	31	0	0	0	0	0	7	145	0	0	0	0	0	0	0	0	0	0	208	1	3	0	2
Total Survey	0	179	314	2	0	0	0	0	35	1,428	0	0	0	0	0	0	0	0	0	0	1,956	2	3	2	8

Peak Hour Summary 7:30 AM to 8:30 AM

By Approach	Northbound C St				Southbound C St				Eastbound Mill Plain Blvd				Westbound Mill Plain Blvd				Total	Pedestrians Crosswalk			
	In	Out	Total	Bikes	In	Out	Total	Bikes	In	Out	Total	Bikes	In	Out	Total	Bikes		North	South	East	West
Volume	277	0	277	2	0	118	118	0	804	0	804	0	0	963	963	0	1,081	0	0	0	1
%HV	2.9%				0.0%				11.7%				0.0%				9.4%				
PHF	0.83				0.00				0.91				0.00				0.90				

By Movement	Northbound C St				Southbound C St				Eastbound Mill Plain Blvd				Westbound Mill Plain Blvd				Total
	L	T	R	Total	L	T	R	Total	L	T	R	Total	L	T	R	Total	
Volume	0	101	176	277	0	0	0	0	17	787	0	804	0	0	0	0	1,081
%HV	0.0%	2.0%	3.4%	2.9%	0.0%	0.0%	0.0%	0.0%	11.8%	11.7%	0.0%	11.7%	0.0%	0.0%	0.0%	0.0%	9.4%
PHF	0.00	0.77	0.83	0.83	0.00	0.00	0.00	0.00	0.43	0.91	0.00	0.91	0.00	0.00	0.00	0.00	0.90

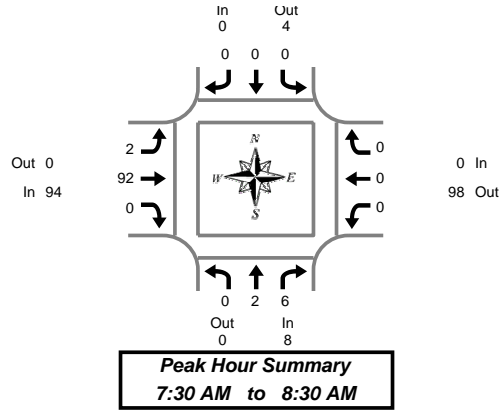
Rolling Hour Summary 7:00 AM to 9:00 AM

Interval Start Time	Northbound C St				Southbound C St				Eastbound Mill Plain Blvd				Westbound Mill Plain Blvd				Interval Total	Pedestrians Crosswalk							
	L	T	R	Bikes	L	T	R	Bikes	L	T	R	Bikes	L	T	R	Bikes		North	South	East	West				
07:00	0	80	147	2	0	0	0	0	8	766	0	0	0	0	0	0	0	0	0	0	1,001	1	0	0	6
07:15	0	93	176	2	0	0	0	0	14	774	0	0	0	0	0	0	0	0	0	0	1,057	0	0	0	2
07:30	0	101	176	2	0	0	0	0	17	787	0	0	0	0	0	0	0	0	0	0	1,081	0	0	0	1
07:45	0	107	182	0	0	0	0	0	23	734	0	0	0	0	0	0	0	0	0	0	1,046	0	0	2	0
08:00	0	99	167	0	0	0	0	0	27	662	0	0	0	0	0	0	0	0	0	0	955	1	3	2	2

Heavy Vehicle Summary



Clay Carney
(503) 833-2740



C St & Mill Plain Blvd

Wednesday, June 01, 2005
7:00 AM to 9:00 AM

Heavy Vehicle 5-Minute Interval Summary 7:00 AM to 9:00 AM

Interval Start Time	Northbound C St				Southbound C St				Eastbound Mill Plain Blvd				Westbound Mill Plain Blvd				Interval Total
	L	T	R	Total	L	T	R	Total	L	T	R	Total	L	T	R	Total	
07:00	0	0	0	0	0	0	0	0	0	1	0	1	0	0	0	0	1
07:05	0	0	0	0	0	0	0	0	0	8	0	8	0	0	0	0	8
07:10	0	0	0	0	0	0	0	0	0	5	0	5	0	0	0	0	5
07:15	0	0	1	1	0	0	0	0	0	3	0	3	0	0	0	0	4
07:20	0	0	0	0	0	0	0	0	0	3	0	3	0	0	0	0	3
07:25	0	0	0	0	0	0	0	0	0	4	0	4	0	0	0	0	4
07:30	0	0	1	1	0	0	0	0	0	6	0	6	0	0	0	0	7
07:35	0	1	0	1	0	0	0	0	0	8	0	8	0	0	0	0	9
07:40	0	0	0	0	0	0	0	0	0	8	0	8	0	0	0	0	8
07:45	0	0	2	2	0	0	0	0	1	16	0	17	0	0	0	0	19
07:50	0	1	0	1	0	0	0	0	0	9	0	9	0	0	0	0	10
07:55	0	0	0	0	0	0	0	0	0	6	0	6	0	0	0	0	6
08:00	0	0	1	1	0	0	0	0	0	7	0	7	0	0	0	0	8
08:05	0	0	0	0	0	0	0	0	0	6	0	6	0	0	0	0	6
08:10	0	0	0	0	0	0	0	0	1	7	0	8	0	0	0	0	8
08:15	0	0	1	1	0	0	0	0	0	5	0	5	0	0	0	0	6
08:20	0	0	0	0	0	0	0	0	0	7	0	7	0	0	0	0	7
08:25	0	0	1	1	0	0	0	0	0	7	0	7	0	0	0	0	8
08:30	0	0	0	0	0	0	0	0	0	9	0	9	0	0	0	0	9
08:35	0	0	0	0	0	0	0	0	0	6	0	6	0	0	0	0	6
08:40	0	2	0	2	0	0	0	0	0	5	0	5	0	0	0	0	7
08:45	0	0	0	0	0	0	0	0	0	3	0	3	0	0	0	0	3
08:50	0	1	1	2	0	0	0	0	0	9	0	9	0	0	0	0	11
08:55	0	0	1	1	0	0	0	0	0	6	0	6	0	0	0	0	7
Total Survey	0	5	9	14	0	0	0	0	2	154	0	156	0	0	0	0	170

Heavy Vehicle 15-Minute Interval Summary 7:00 AM to 9:00 AM

Interval Start Time	Northbound C St				Southbound C St				Eastbound Mill Plain Blvd				Westbound Mill Plain Blvd				Interval Total
	L	T	R	Total	L	T	R	Total	L	T	R	Total	L	T	R	Total	
07:00	0	0	0	0	0	0	0	0	0	14	0	14	0	0	0	0	14
07:15	0	0	1	1	0	0	0	0	0	10	0	10	0	0	0	0	11
07:30	0	1	1	2	0	0	0	0	0	22	0	22	0	0	0	0	24
07:45	0	1	2	3	0	0	0	0	1	31	0	32	0	0	0	0	35
08:00	0	0	1	1	0	0	0	0	1	20	0	21	0	0	0	0	22
08:15	0	0	2	2	0	0	0	0	0	19	0	19	0	0	0	0	21
08:30	0	2	0	2	0	0	0	0	0	20	0	20	0	0	0	0	22
08:45	0	1	2	3	0	0	0	0	0	18	0	18	0	0	0	0	21
Total Survey	0	5	9	14	0	0	0	0	2	154	0	156	0	0	0	0	170

Heavy Vehicle Peak Hour Summary 7:30 AM to 8:30 AM

By Approach	Northbound C St			Southbound C St			Eastbound Mill Plain Blvd			Westbound Mill Plain Blvd			Total
	In	Out	Total	In	Out	Total	In	Out	Total	In	Out	Total	
Volume	8	0	8	0	4	4	94	0	94	0	98	98	102
PHF	0.67			0.00			0.69			0.00			0.69

By Movement	Northbound C St				Southbound C St				Eastbound Mill Plain Blvd				Westbound Mill Plain Blvd				Total
	L	T	R	Total	L	T	R	Total	L	T	R	Total	L	T	R	Total	
Volume	0	2	6	8	0	0	0	0	2	92	0	94	0	0	0	0	102
PHF	0.00	0.50	0.75	0.67	0.00	0.00	0.00	0.00	0.50	0.70	0.00	0.69	0.00	0.00	0.00	0.00	0.69

Heavy Vehicle Rolling Hour Summary 7:00 AM to 9:00 AM

Interval Start Time	Northbound C St				Southbound C St				Eastbound Mill Plain Blvd				Westbound Mill Plain Blvd				Interval Total
	L	T	R	Total	L	T	R	Total	L	T	R	Total	L	T	R	Total	
07:00	0	2	4	6	0	0	0	0	1	77	0	78	0	0	0	0	84
07:15	0	2	5	7	0	0	0	0	2	83	0	85	0	0	0	0	92
07:30	0	2	6	8	0	0	0	0	2	92	0	94	0	0	0	0	102
07:45	0	3	5	8	0	0	0	0	2	90	0	92	0	0	0	0	100
08:00	0	3	5	8	0	0	0	0	1	77	0	78	0	0	0	0	86

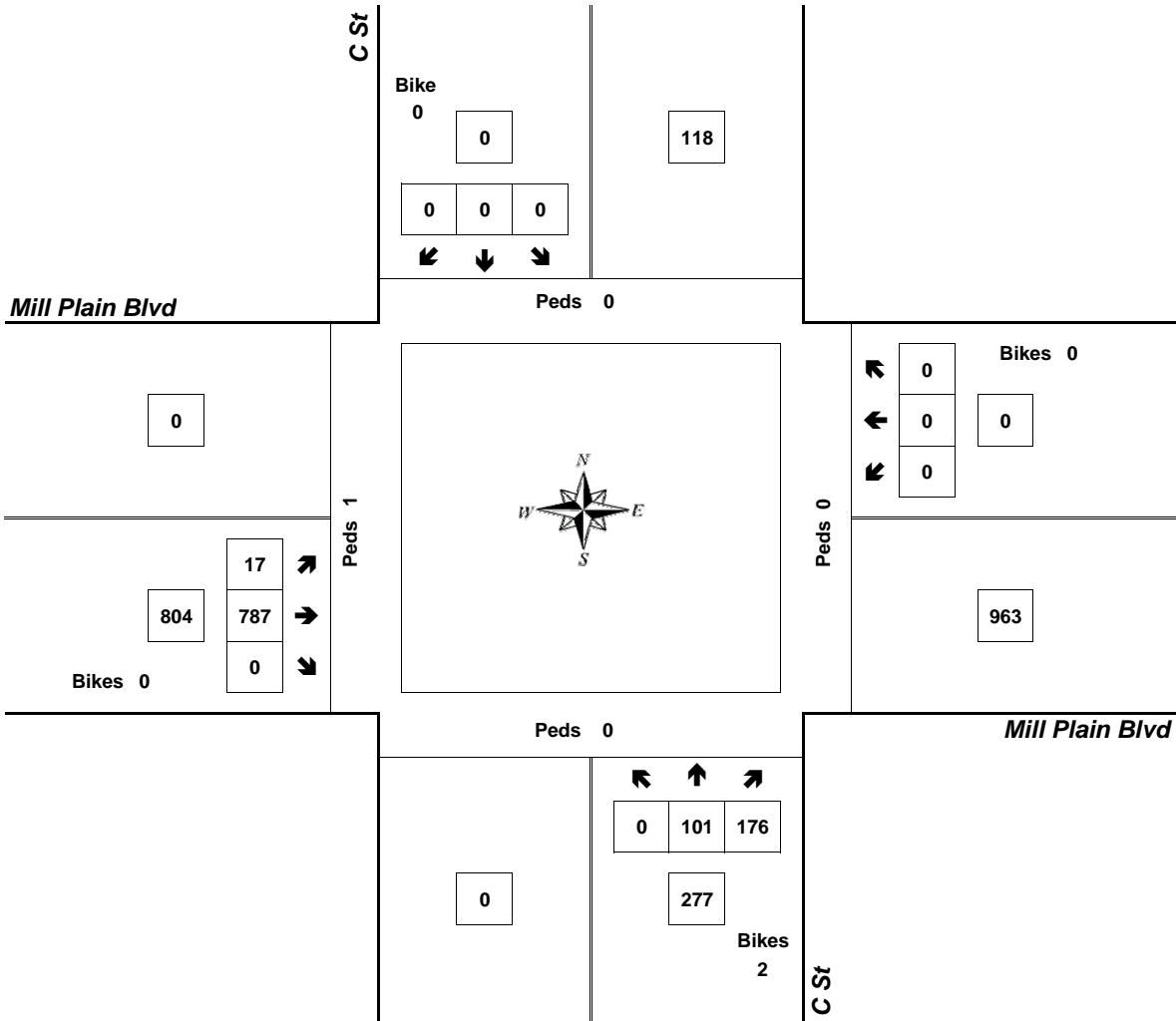
Peak Hour Summary



Clay Carney
(503) 833-2740

C St & Mill Plain Blvd

7:30 AM to 8:30 AM
Wednesday, June 01, 2005



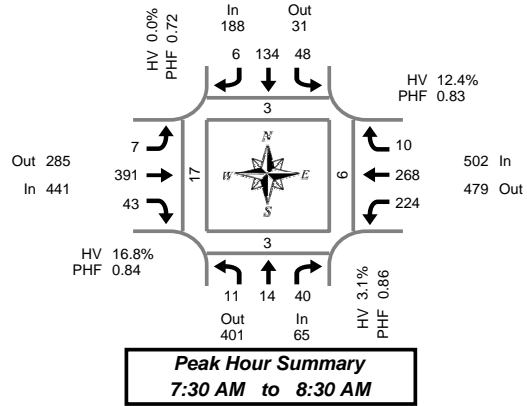
Approach	PHF	HV%	Volume
EB	0.91	11.7%	804
WB	0.00	0.0%	0
NB	0.83	2.9%	277
SB	0.00	0.0%	0
Intersection	0.90	9.4%	1,081

Count Period: 7:00 AM to 9:00 AM

Total Vehicle Summary



Clay Carney
(503) 833-2740



Franklin St & Mill Plain Blvd

Thursday, May 26, 2005
7:00 AM to 9:00 AM

5-Minute Interval Summary 7:00 AM to 8:50 AM

Interval Start Time	Northbound Franklin St				Southbound Franklin St				Eastbound Mill Plain Blvd				Westbound Mill Plain Blvd				Interval Total	Pedestrians Crosswalk			
	L	T	R	Bikes	L	T	R	Bikes	L	T	R	Bikes	L	T	R	Bikes		North	South	East	West
07:00	0	0	7	0	11	24	3	0	1	90	5	0	29	57	3	0	230	2	3	0	0
07:15	1	3	8	0	7	23	1	0	0	102	8	0	28	52	5	0	238	2	1	4	1
07:30	1	3	7	2	14	31	1	0	3	121	8	0	34	75	5	1	303	1	0	2	4
07:45	2	4	13	0	15	49	1	0	0	100	13	0	75	77	0	0	349	2	0	0	8
08:00	5	2	11	0	7	36	2	0	1	86	12	0	69	70	3	0	304	0	0	0	4
08:15	3	5	9	0	12	18	2	1	3	84	10	0	46	46	2	0	240	0	3	4	1
08:30	3	7	13	0	5	26	2	0	2	63	5	0	48	67	5	0	246	2	2	2	2
08:45	2	4	23	0	10	14	3	0	2	71	4	0	49	51	4	0	237	1	0	1	7
09:00	0	0	0	0	0	0	0	0	0	0	0	0	0	0	0	0	0	0	0	0	0
Total Survey	17	28	91	2	81	221	15	1	12	717	65	0	378	495	27	1	2,147	10	9	13	27

15-Minute Interval Summary 7:00 AM to 9:00 AM

Interval Start Time	Northbound Franklin St				Southbound Franklin St				Eastbound Mill Plain Blvd				Westbound Mill Plain Blvd				Interval Total	Pedestrians Crosswalk			
	L	T	R	Bikes	L	T	R	Bikes	L	T	R	Bikes	L	T	R	Bikes		North	South	East	West
07:00	0	0	7	0	11	24	3	0	1	90	5	0	29	57	3	0	230	2	3	0	0
07:15	1	3	8	0	7	23	1	0	0	102	8	0	28	52	5	0	238	2	1	4	1
07:30	1	3	7	2	14	31	1	0	3	121	8	0	34	75	5	1	303	1	0	2	4
07:45	2	4	13	0	15	49	1	0	0	100	13	0	75	77	0	0	349	2	0	0	8
08:00	5	2	11	0	7	36	2	0	1	86	12	0	69	70	3	0	304	0	0	0	4
08:15	3	5	9	0	12	18	2	1	3	84	10	0	46	46	2	0	240	0	3	4	1
08:30	3	7	13	0	5	26	2	0	2	63	5	0	48	67	5	0	246	2	2	2	2
08:45	2	4	23	0	10	14	3	0	2	71	4	0	49	51	4	0	237	1	0	1	7
Total Survey	17	28	91	2	81	221	15	1	12	717	65	0	378	495	27	1	2,147	10	9	13	27

Peak Hour Summary 7:30 AM to 8:30 AM

By Approach	Northbound Franklin St				Southbound Franklin St				Eastbound Mill Plain Blvd				Westbound Mill Plain Blvd				Total	Pedestrians Crosswalk			
	In	Out	Total	Bikes	In	Out	Total	Bikes	In	Out	Total	Bikes	In	Out	Total	Bikes		North	South	East	West
Volume	65	401	466	2	188	31	219	1	441	285	726	0	502	479	981	1	1,196	3	3	6	17
%HV	3.1%				0.0%				16.8%				12.4%				11.5%				
PHF	0.86				0.72				0.84				0.83				0.86				

By Movement	Northbound Franklin St				Southbound Franklin St				Eastbound Mill Plain Blvd				Westbound Mill Plain Blvd				Total
	L	T	R	Total	L	T	R	Total	L	T	R	Total	L	T	R	Total	
Volume	11	14	40	65	48	134	6	188	7	391	43	441	224	268	10	502	1,196
%HV	18.2%	0.0%	0.0%	3.1%	0.0%	0.0%	0.0%	0.0%	0.0%	18.4%	4.7%	16.8%	0.4%	22.4%	10.0%	12.4%	11.5%
PHF	0.55	0.70	0.77	0.86	0.80	0.68	0.75	0.72	0.58	0.81	0.83	0.84	0.75	0.87	0.50	0.83	0.86

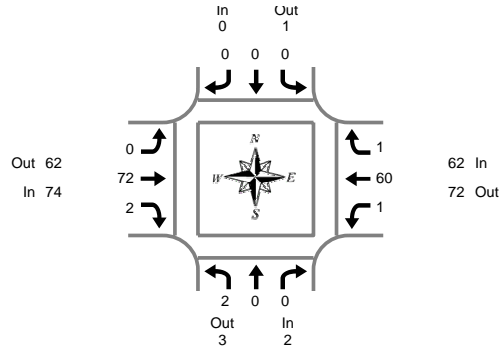
Rolling Hour Summary 7:00 AM to 9:00 AM

Interval Start Time	Northbound Franklin St				Southbound Franklin St				Eastbound Mill Plain Blvd				Westbound Mill Plain Blvd				Interval Total	Pedestrians Crosswalk			
	L	T	R	Bikes	L	T	R	Bikes	L	T	R	Bikes	L	T	R	Bikes		North	South	East	West
07:00	4	10	35	2	47	127	6	0	4	413	34	0	166	261	13	1	1,120	7	4	6	13
07:15	9	12	39	2	43	139	5	0	4	409	41	0	206	274	13	1	1,194	5	1	6	17
07:30	11	14	40	2	48	134	6	1	7	391	43	0	224	268	10	1	1,196	3	3	6	17
07:45	13	18	46	0	39	129	7	1	6	333	40	0	238	260	10	0	1,139	4	5	6	15
08:00	13	18	56	0	34	94	9	1	8	304	31	0	212	234	14	0	1,027	3	5	7	14

Heavy Vehicle Summary



Clay Carney
(503) 833-2740



Franklin St & Mill Plain Blvd

Thursday, May 26, 2005
7:00 AM to 9:00 AM

Peak Hour Summary
7:30 AM to 8:30 AM

Heavy Vehicle 5-Minute Interval Summary
7:00 AM to 8:50 AM

Interval Start Time	Northbound Franklin St				Southbound Franklin St				Eastbound Mill Plain Blvd				Westbound Mill Plain Blvd				Interval Total
	L	T	R	Total	L	T	R	Total	L	T	R	Total	L	T	R	Total	
07:00	0	0	0	0	0	0	0	0	0	10	0	10	0	16	0	16	26
07:15	0	0	0	0	0	0	1	1	0	17	1	18	0	13	1	14	33
07:30	0	0	0	0	0	0	0	0	0	16	0	16	0	19	0	19	35
07:45	0	0	0	0	0	0	0	0	0	14	1	15	1	11	0	12	27
08:00	1	0	0	1	0	0	0	0	0	19	0	19	0	17	1	18	38
08:15	1	0	0	1	0	0	0	0	0	23	1	24	0	13	0	13	38
08:30	0	0	0	0	0	0	0	0	1	20	0	21	0	21	0	21	42
08:45	0	0	0	0	0	0	1	1	1	21	0	22	0	13	0	13	36
	0	0	0	0	0	0	0	0	0	0	0	0	0	0	0	0	0
	0	0	0	0	0	0	0	0	0	0	0	0	0	0	0	0	0
	0	0	0	0	0	0	0	0	0	0	0	0	0	0	0	0	0
	0	0	0	0	0	0	0	0	0	0	0	0	0	0	0	0	0
	0	0	0	0	0	0	0	0	0	0	0	0	0	0	0	0	0
	0	0	0	0	0	0	0	0	0	0	0	0	0	0	0	0	0
	0	0	0	0	0	0	0	0	0	0	0	0	0	0	0	0	0
	0	0	0	0	0	0	0	0	0	0	0	0	0	0	0	0	0
	0	0	0	0	0	0	0	0	0	0	0	0	0	0	0	0	0
	0	0	0	0	0	0	0	0	0	0	0	0	0	0	0	0	0
	0	0	0	0	0	0	0	0	0	0	0	0	0	0	0	0	0
	0	0	0	0	0	0	0	0	0	0	0	0	0	0	0	0	0
	0	0	0	0	0	0	0	0	0	0	0	0	0	0	0	0	0
Total Survey	2	0	0	2	0	0	2	2	2	140	3	145	1	123	2	126	275

Heavy Vehicle 15-Minute Interval Summary
7:00 AM to 9:00 AM

Interval Start Time	Northbound Franklin St				Southbound Franklin St				Eastbound Mill Plain Blvd				Westbound Mill Plain Blvd				Interval Total
	L	T	R	Total	L	T	R	Total	L	T	R	Total	L	T	R	Total	
07:00	0	0	0	0	0	0	0	0	0	10	0	10	0	16	0	16	26
07:15	0	0	0	0	0	0	1	1	0	17	1	18	0	13	1	14	33
07:30	0	0	0	0	0	0	0	0	0	16	0	16	0	19	0	19	35
07:45	0	0	0	0	0	0	0	0	0	14	1	15	1	11	0	12	27
08:00	1	0	0	1	0	0	0	0	0	19	0	19	0	17	1	18	38
08:15	1	0	0	1	0	0	0	0	0	23	1	24	0	13	0	13	38
08:30	0	0	0	0	0	0	0	0	1	20	0	21	0	21	0	21	42
08:45	0	0	0	0	0	0	1	1	1	21	0	22	0	13	0	13	36
Total Survey	2	0	0	2	0	0	2	2	2	140	3	145	1	123	2	126	275

Heavy Vehicle Peak Hour Summary
7:30 AM to 8:30 AM

By Approach	Northbound Franklin St			Southbound Franklin St			Eastbound Mill Plain Blvd			Westbound Mill Plain Blvd			Total
	In	Out	Total	In	Out	Total	In	Out	Total	In	Out	Total	
Volume	2	3	5	0	1	1	74	62	136	62	72	134	138
PHF	0.25			0.00			0.28			0.30			0.29

By Movement	Northbound Franklin St				Southbound Franklin St				Eastbound Mill Plain Blvd				Westbound Mill Plain Blvd				Total
	L	T	R	Total	L	T	R	Total	L	T	R	Total	L	T	R	Total	
Volume	2	0	0	2	0	0	0	0	0	72	2	74	1	60	1	62	138
PHF	0.25	0.00	0.00	0.25	0.00	0.00	0.00	0.00	0.00	0.28	0.25	0.28	0.25	0.29	0.25	0.30	0.29

Heavy Vehicle Rolling Hour Summary
7:00 AM to 9:00 AM

Interval Start Time	Northbound Franklin St				Southbound Franklin St				Eastbound Mill Plain Blvd				Westbound Mill Plain Blvd				Interval Total
	0	0	0	Total	0	0	0	Total	0	0	0	Total	0	0	0	Total	
07:00	0	0	0	0	0	0	0	1	1	0	0	57	2	59	1	61	121
07:15	1	0	0	1	0	0	1	1	0	66	2	68	1	60	2	63	133
07:30	2	0	0	2	0	0	0	0	0	72	2	74	1	60	1	62	138
07:45	2	0	0	2	0	0	0	0	1	76	2	79	1	62	1	64	145
08:00	2	0	0	2	0	0	1	1	2	83	1	86	0	64	1	65	154

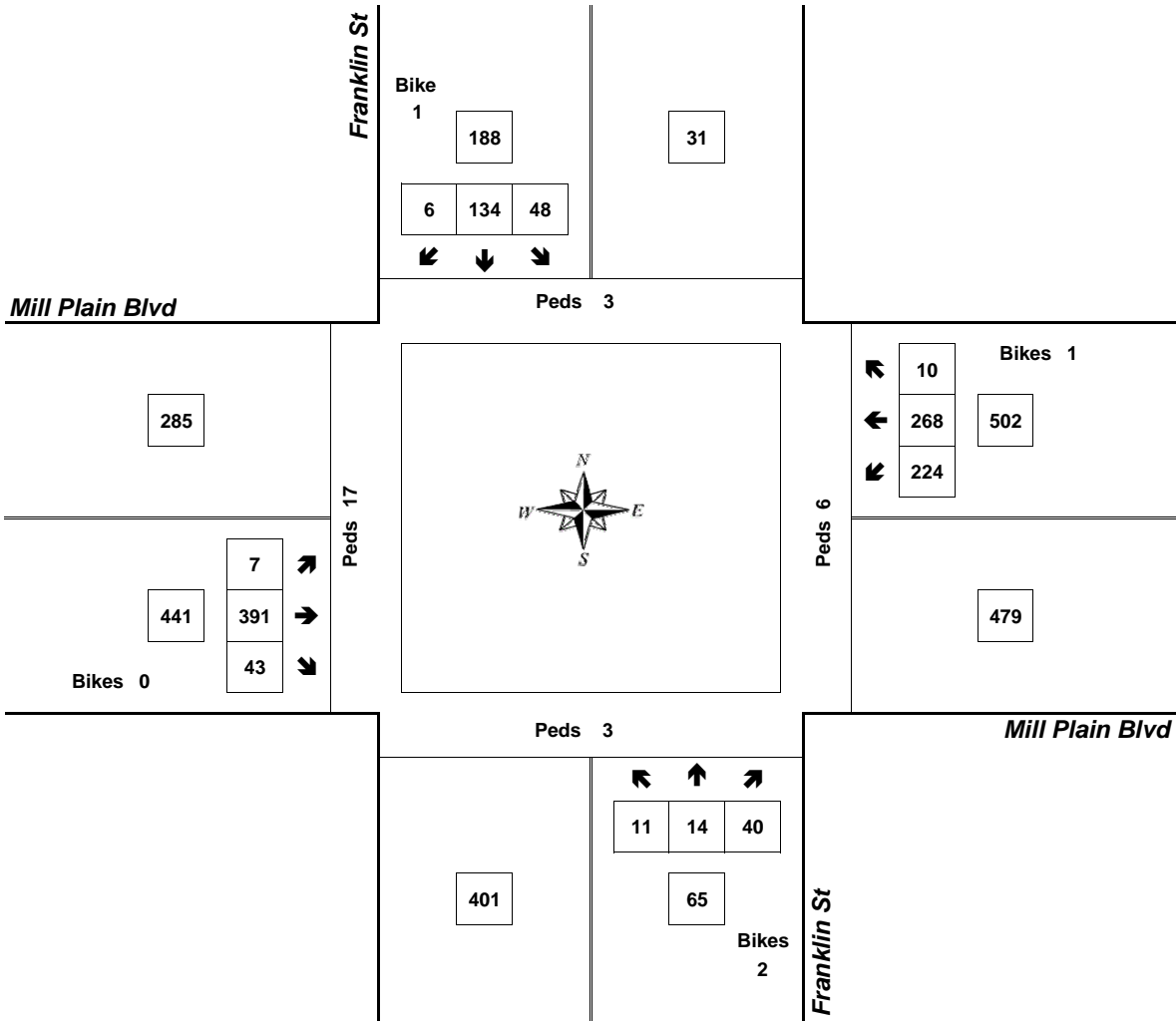
Peak Hour Summary



Clay Carney
(503) 833-2740

Franklin St & Mill Plain Blvd

7:30 AM to 8:30 AM
Thursday, May 26, 2005



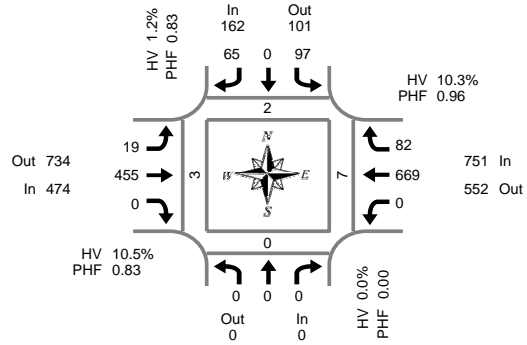
Approach	PHF	HV%	Volume
EB	0.84	16.8%	441
WB	0.83	12.4%	502
NB	0.86	3.1%	65
SB	0.72	0.0%	188
Intersection	0.86	11.5%	1,196

Count Period: 7:00 AM to 9:00 AM

Total Vehicle Summary



Clay Carney
(503) 833-2740



F St & 4th Plain Blvd

Tuesday, June 07, 2005
7:00 AM to 9:00 AM

5-Minute Interval Summary 7:00 AM to 9:00 AM

Interval Start Time	Northbound F St				Southbound F St				Eastbound 4th Plain Blvd				Westbound 4th Plain Blvd				Interval Total	Pedestrians Crosswalk				
	L	T	R	Bikes	L	T	R	Bikes	L	T	R	Bikes	L	T	R	Bikes		North	South	East	West	
07:00	0	0	0	0	6	0	1	0	1	37	0	0	0	27	1	0	0	73	1	0	0	0
07:05	0	0	0	0	10	0	5	0	0	47	0	0	0	26	2	0	0	90	0	0	1	1
07:10	0	0	0	0	11	0	3	0	0	44	0	0	0	32	1	0	0	91	0	0	0	0
07:15	0	0	0	0	11	0	2	0	0	35	0	0	0	49	2	0	0	99	0	0	0	0
07:20	0	0	0	0	10	0	2	0	1	43	0	0	0	51	3	0	0	110	0	0	0	0
07:25	0	0	0	0	11	0	3	0	0	32	0	0	0	42	2	0	0	90	0	0	1	0
07:30	0	0	0	0	8	0	5	0	0	33	0	0	0	59	1	0	0	106	0	0	0	0
07:35	0	0	0	0	10	0	4	0	0	39	0	0	0	62	4	0	0	119	0	0	0	0
07:40	0	0	0	0	13	0	3	0	0	34	0	0	0	67	2	0	0	119	0	0	0	1
07:45	0	0	0	0	7	0	7	0	1	33	0	0	0	64	4	0	0	116	0	0	0	0
07:50	0	0	0	0	5	0	6	0	2	31	0	0	0	59	1	0	0	104	0	0	1	0
07:55	0	0	0	0	9	0	5	0	0	37	0	0	0	67	3	0	0	121	0	0	0	0
08:00	0	0	0	0	7	0	7	0	2	30	0	0	0	64	8	0	0	118	1	0	2	0
08:05	0	0	0	0	12	0	5	0	2	29	0	0	0	45	7	0	0	100	0	0	1	1
08:10	0	0	0	0	10	0	8	0	1	32	0	0	0	57	9	0	0	117	0	0	0	0
08:15	0	0	0	0	6	0	7	0	2	39	0	0	0	59	6	0	0	119	1	0	0	1
08:20	0	0	0	0	9	0	6	0	1	36	0	0	0	56	9	0	0	117	0	0	1	0
08:25	0	0	0	0	7	0	8	0	0	41	0	0	0	49	8	0	0	113	0	0	0	0
08:30	0	0	0	0	8	0	3	0	3	48	0	0	0	50	6	0	0	118	0	0	1	0
08:35	0	0	0	0	6	0	4	0	2	42	0	0	0	47	5	0	0	106	0	0	0	0
08:40	0	0	0	0	7	0	2	0	1	46	0	0	0	58	7	0	0	121	0	0	0	1
08:45	0	0	0	0	6	0	6	0	2	30	0	0	0	55	6	0	0	105	0	0	1	0
08:50	0	0	0	0	10	0	4	0	3	45	0	0	0	62	8	0	0	132	0	0	1	0
08:55	0	0	0	0	8	0	6	0	1	34	0	0	0	58	6	0	0	113	0	0	0	0
Total Survey	0	0	0	0	207	0	112	0	25	897	0	0	0	1,265	111	0	0	2,617	3	0	10	5

15-Minute Interval Summary 7:00 AM to 9:00 AM

Interval Start Time	Northbound F St				Southbound F St				Eastbound 4th Plain Blvd				Westbound 4th Plain Blvd				Interval Total	Pedestrians Crosswalk				
	L	T	R	Bikes	L	T	R	Bikes	L	T	R	Bikes	L	T	R	Bikes		North	South	East	West	
07:00	0	0	0	0	27	0	9	0	1	128	0	0	0	85	4	0	0	254	1	0	1	1
07:15	0	0	0	0	32	0	7	0	1	110	0	0	0	142	7	0	0	299	0	0	1	0
07:30	0	0	0	0	31	0	12	0	0	106	0	0	0	188	7	0	0	344	0	0	0	1
07:45	0	0	0	0	21	0	18	0	3	101	0	0	0	190	8	0	0	341	0	0	1	0
08:00	0	0	0	0	29	0	20	0	5	91	0	0	0	166	24	0	0	335	1	0	3	1
08:15	0	0	0	0	22	0	21	0	3	116	0	0	0	164	23	0	0	349	1	0	1	1
08:30	0	0	0	0	21	0	9	0	6	136	0	0	0	155	18	0	0	345	0	0	1	1
08:45	0	0	0	0	24	0	16	0	6	109	0	0	0	175	20	0	0	350	0	0	2	0
Total Survey	0	0	0	0	207	0	112	0	25	897	0	0	0	1,265	111	0	0	2,617	3	0	10	5

Peak Hour Summary 7:55 AM to 8:55 AM

By Approach	Northbound F St				Southbound F St				Eastbound 4th Plain Blvd				Westbound 4th Plain Blvd				Total	Pedestrians Crosswalk			
	In	Out	Total	Bikes	In	Out	Total	Bikes	In	Out	Total	Bikes	In	Out	Total	Bikes		North	South	East	West
Volume	0	0	0	0	162	101	263	0	474	734	1,208	0	751	552	1,303	0	1,387	2	0	7	3
%HV	0.0%				1.2%				10.5%				10.3%				9.3%				
PHF	0.00				0.83				0.83				0.96				0.97				

By Movement	Northbound F St				Southbound F St				Eastbound 4th Plain Blvd				Westbound 4th Plain Blvd				Total				
	L	T	R	Total	L	T	R	Total	L	T	R	Total	L	T	R	Total					
Volume	0	0	0	0	97	0	65	162	19	455	0	474	0	669	82	751	1,387				
%HV	0.0%	0.0%	0.0%	0.0%	2.1%	0.0%	0.0%	1.2%	15.8%	10.3%	0.0%	10.5%	0.0%	11.5%	0.0%	10.3%	9.3%				
PHF	0.00	0.00	0.00	0.00	0.84	0.00	0.77	0.83	0.79	0.84	0.00	0.83	0.00	0.95	0.85	0.96	0.97				

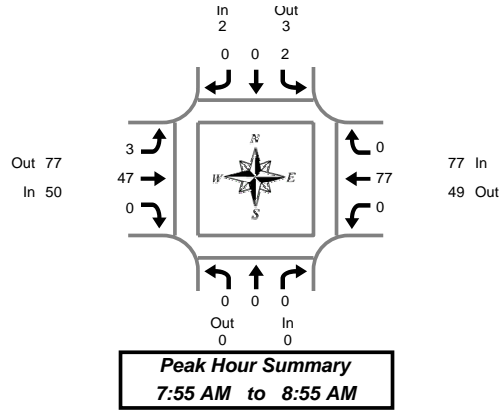
Rolling Hour Summary 7:00 AM to 9:00 AM

Interval Start Time	Northbound F St				Southbound F St				Eastbound 4th Plain Blvd				Westbound 4th Plain Blvd				Interval Total	Pedestrians Crosswalk				
	L	T	R	Bikes	L	T	R	Bikes	L	T	R	Bikes	L	T	R	Bikes		North	South	East	West	
07:00	0	0	0	0	111	0	46	0	5	445	0	0	0	605	26	0	0	1,238	1	0	3	2
07:15	0	0	0	0	113	0	57	0	9	408	0	0	0	686	46	0	0	1,319	1	0	5	2
07:30	0	0	0	0	103	0	71	0	11	414	0	0	0	708	62	0	0	1,369	2	0	5	3
07:45	0	0	0	0	93	0	68	0	17	444	0	0	0	675	73	0	0	1,370	2	0	6	3
08:00	0	0	0	0	96	0	66	0	20	452	0	0	0	660	85	0	0	1,379	2	0	7	3

Heavy Vehicle Summary



Clay Carney
(503) 833-2740



F St & 4th Plain Blvd

Tuesday, June 07, 2005
7:00 AM to 9:00 AM

Heavy Vehicle 5-Minute Interval Summary 7:00 AM to 9:00 AM

Interval Start Time	Northbound F St				Southbound F St				Eastbound 4th Plain Blvd				Westbound 4th Plain Blvd				Interval Total	
	L	T	R	Total	L	T	R	Total	L	T	R	Total	L	T	R	Total		
07:00	0	0	0	0	0	0	0	0	0	2	0	2	0	2	0	0	2	4
07:05	0	0	0	0	0	0	0	0	0	3	0	3	0	3	0	0	3	6
07:10	0	0	0	0	0	0	0	0	0	5	0	5	0	3	0	3	8	8
07:15	0	0	0	0	0	0	0	0	0	3	0	3	0	5	0	5	8	8
07:20	0	0	0	0	0	0	0	0	0	5	0	5	0	3	0	3	8	8
07:25	0	0	0	0	0	0	0	0	0	1	0	1	0	4	0	4	5	5
07:30	0	0	0	0	0	0	0	0	0	1	0	1	0	3	0	3	4	4
07:35	0	0	0	0	0	0	0	0	0	2	0	2	0	2	0	2	4	4
07:40	0	0	0	0	0	0	0	0	0	3	0	3	0	6	0	6	9	9
07:45	0	0	0	0	1	0	0	1	1	4	0	5	0	4	0	4	10	10
07:50	0	0	0	0	0	0	0	0	1	5	0	6	0	4	0	4	10	10
07:55	0	0	0	0	0	0	0	0	0	5	0	5	0	3	0	3	8	8
08:00	0	0	0	0	0	0	0	0	1	2	0	3	0	8	0	8	11	11
08:05	0	0	0	0	0	0	0	0	0	4	0	4	0	9	0	9	13	13
08:10	0	0	0	0	0	0	0	0	0	1	0	1	0	8	0	8	9	9
08:15	0	0	0	0	0	0	0	0	1	5	0	6	0	8	0	8	14	14
08:20	0	0	0	0	1	0	0	1	1	3	0	4	0	6	0	6	11	11
08:25	0	0	0	0	0	0	0	0	0	5	0	5	0	4	0	4	9	9
08:30	0	0	0	0	0	0	0	0	0	3	0	3	0	5	0	5	8	8
08:35	0	0	0	0	0	0	0	0	0	2	0	2	0	8	0	8	10	10
08:40	0	0	0	0	0	0	0	0	0	4	0	4	0	7	0	7	11	11
08:45	0	0	0	0	0	0	0	0	0	5	0	5	0	4	0	4	9	9
08:50	0	0	0	0	1	0	0	1	1	8	0	8	0	7	0	7	16	16
08:55	0	0	0	0	0	0	0	0	0	3	0	3	0	6	0	6	9	9
Total Survey	0	0	0	0	3	0	0	3	5	84	0	89	0	122	0	122	214	214

Heavy Vehicle 15-Minute Interval Summary 7:00 AM to 9:00 AM

Interval Start Time	Northbound F St				Southbound F St				Eastbound 4th Plain Blvd				Westbound 4th Plain Blvd				Interval Total	
	L	T	R	Total	L	T	R	Total	L	T	R	Total	L	T	R	Total		
07:00	0	0	0	0	0	0	0	0	0	10	0	10	0	8	0	8	18	18
07:15	0	0	0	0	0	0	0	0	0	9	0	9	0	12	0	12	21	21
07:30	0	0	0	0	0	0	0	0	0	6	0	6	0	11	0	11	17	17
07:45	0	0	0	0	1	0	0	1	2	14	0	16	0	11	0	11	28	28
08:00	0	0	0	0	0	0	0	0	1	7	0	8	0	25	0	25	33	33
08:15	0	0	0	0	1	0	0	1	2	13	0	15	0	18	0	18	34	34
08:30	0	0	0	0	0	0	0	0	0	9	0	9	0	20	0	20	29	29
08:45	0	0	0	0	1	0	0	1	0	16	0	16	0	17	0	17	34	34
Total Survey	0	0	0	0	3	0	0	3	5	84	0	89	0	122	0	122	214	214

Heavy Vehicle Peak Hour Summary 7:55 AM to 8:55 AM

By Approach	Northbound F St			Southbound F St			Eastbound 4th Plain Blvd			Westbound 4th Plain Blvd			Total
	In	Out	Total	In	Out	Total	In	Out	Total	In	Out	Total	
Volume	0	0	0	2	3	5	50	77	127	77	49	126	129
PHF	0.00			0.50			0.74			0.77			0.90

By Movement	Northbound F St				Southbound F St				Eastbound 4th Plain Blvd				Westbound 4th Plain Blvd				Total
	L	T	R	Total	L	T	R	Total	L	T	R	Total	L	T	R	Total	
Volume	0	0	0	0	2	0	0	2	3	47	0	50	0	77	0	77	129
PHF	0.00	0.00	0.00	0.00	0.50	0.00	0.00	0.50	0.38	0.69	0.00	0.74	0.00	0.77	0.00	0.77	0.90

Heavy Vehicle Rolling Hour Summary 7:00 AM to 9:00 AM

Interval Start Time	Northbound F St				Southbound F St				Eastbound 4th Plain Blvd				Westbound 4th Plain Blvd				Interval Total	
	0	0	0	Total	0	0	0	Total	0	0	0	Total	0	0	0	Total		
07:00	0	0	0	0	1	0	0	1	2	39	0	41	0	42	0	42	84	84
07:15	0	0	0	0	1	0	0	1	3	36	0	39	0	59	0	59	99	99
07:30	0	0	0	0	2	0	0	2	5	40	0	45	0	65	0	65	112	112
07:45	0	0	0	0	2	0	0	2	5	43	0	48	0	74	0	74	124	124
08:00	0	0	0	0	2	0	0	2	3	45	0	48	0	80	0	80	130	130

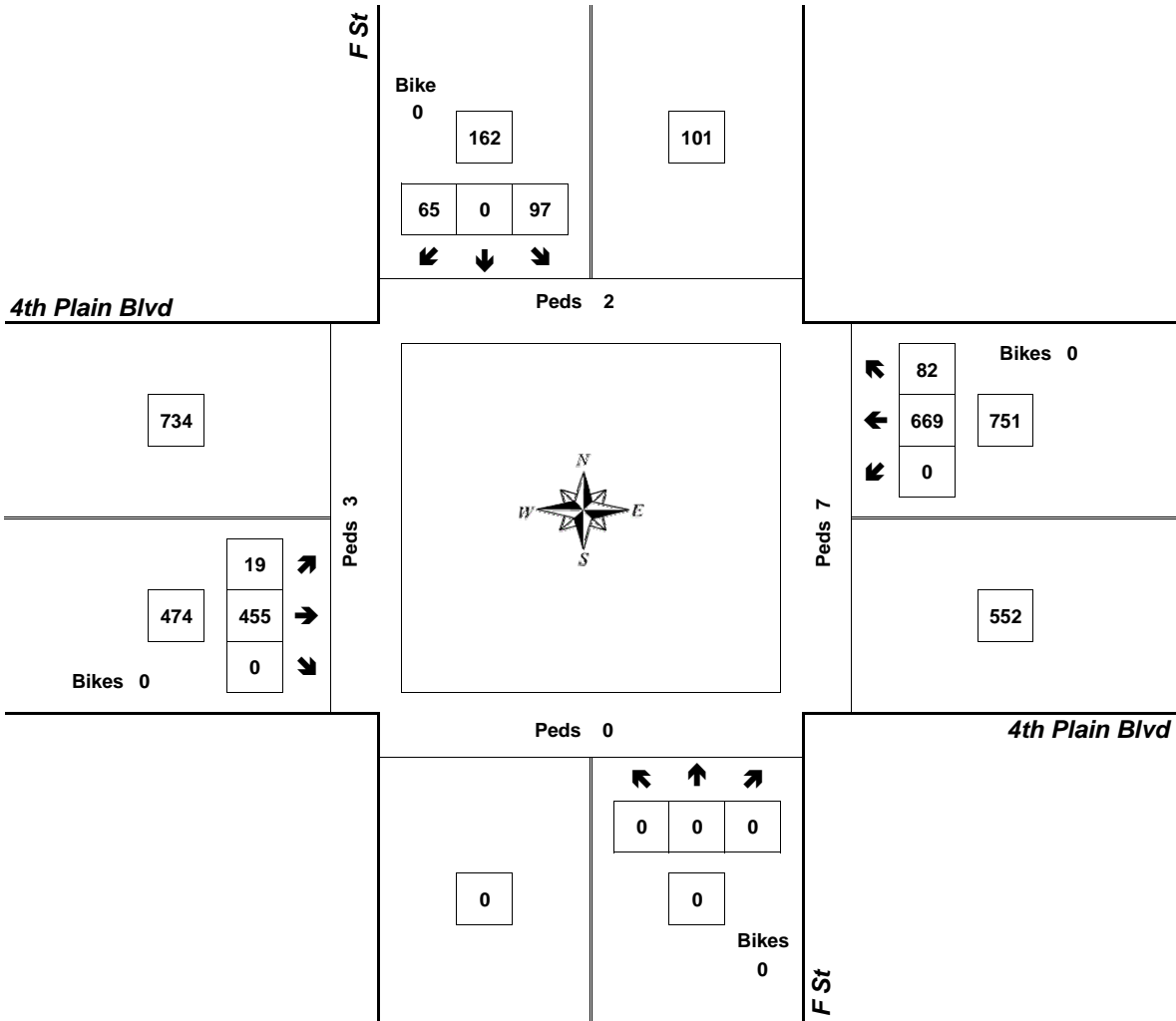
Peak Hour Summary



Clay Carney
(503) 833-2740

F St & 4th Plain Blvd

7:55 AM to 8:55 AM
Tuesday, June 07, 2005



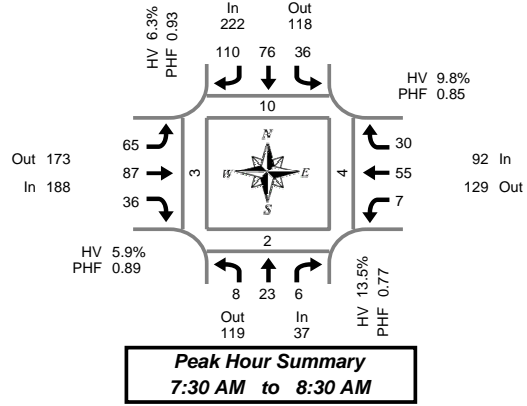
Approach	PHF	HV%	Volume
EB	0.83	10.5%	474
WB	0.96	10.3%	751
NB	0.00	0.0%	0
SB	0.83	1.2%	162
Intersection	0.97	9.3%	1,387

Count Period: 7:00 AM to 9:00 AM

Total Vehicle Summary



Clay Carney
(503) 833-2740



Ft Vancouver Way & Evergreen Blvd

Thursday, May 26, 2005
7:00 AM to 9:00 AM

**5-Minute Interval Summary
7:00 AM to 8:50 AM**

Interval Start Time	Northbound Ft Vancouver Way				Southbound Ft Vancouver Way				Eastbound Evergreen Blvd				Westbound Evergreen Blvd				Interval Total	Pedestrians Crosswalk			
	L	T	R	Bikes	L	T	R	Bikes	L	T	R	Bikes	L	T	R	Bikes		North	South	East	West
07:00	1	5	0	1	3	23	10	0	5	9	5	0	1	7	3	0	72	1	0	1	2
07:15	2	7	1	0	7	31	16	0	8	11	6	0	0	11	9	0	109	0	1	0	0
07:30	2	5	1	0	5	33	22	1	11	19	9	0	3	10	8	0	128	2	0	2	0
07:45	2	6	2	0	7	17	32	0	15	24	12	1	1	16	10	0	144	1	1	1	1
08:00	1	5	1	1	13	15	27	1	18	20	7	0	1	17	7	0	132	3	0	0	2
08:15	3	7	2	0	11	11	29	0	21	24	8	0	2	12	5	1	135	4	1	1	0
08:30	3	8	1	0	13	11	15	0	10	22	9	0	1	16	5	0	114	0	1	2	1
08:45	2	11	1	0	8	11	20	0	9	18	7	0	0	18	3	1	108	1	2	0	1
09:00	0	0	0	0	0	0	0	0	0	0	0	0	0	0	0	0	0	0	0	0	0
Total Survey	16	54	9	2	67	152	171	2	97	147	63	1	9	107	50	2	942	12	6	7	7

**15-Minute Interval Summary
7:00 AM to 9:00 AM**

Interval Start Time	Northbound Ft Vancouver Way				Southbound Ft Vancouver Way				Eastbound Evergreen Blvd				Westbound Evergreen Blvd				Interval Total	Pedestrians Crosswalk			
	L	T	R	Bikes	L	T	R	Bikes	L	T	R	Bikes	L	T	R	Bikes		North	South	East	West
07:00	1	5	0	1	3	23	10	0	5	9	5	0	1	7	3	0	72	1	0	1	2
07:15	2	7	1	0	7	31	16	0	8	11	6	0	0	11	9	0	109	0	1	0	0
07:30	2	5	1	0	5	33	22	1	11	19	9	0	3	10	8	0	128	2	0	2	0
07:45	2	6	2	0	7	17	32	0	15	24	12	1	1	16	10	0	144	1	1	1	1
08:00	1	5	1	1	13	15	27	1	18	20	7	0	1	17	7	0	132	3	0	0	2
08:15	3	7	2	0	11	11	29	0	21	24	8	0	2	12	5	1	135	4	1	1	0
08:30	3	8	1	0	13	11	15	0	10	22	9	0	1	16	5	0	114	0	1	2	1
08:45	2	11	1	0	8	11	20	0	9	18	7	0	0	18	3	1	108	1	2	0	1
Total Survey	16	54	9	2	67	152	171	2	97	147	63	1	9	107	50	2	942	12	6	7	7

**Peak Hour Summary
7:30 AM to 8:30 AM**

By Approach	Northbound Ft Vancouver Way				Southbound Ft Vancouver Way				Eastbound Evergreen Blvd				Westbound Evergreen Blvd				Total	Pedestrians Crosswalk			
	In	Out	Total	Bikes	In	Out	Total	Bikes	In	Out	Total	Bikes	In	Out	Total	Bikes		North	South	East	West
Volume	37	119	156	1	222	118	340	2	188	173	361	1	92	129	221	1	539	10	2	4	3
%HV	13.5%				6.3%				5.9%				9.8%				7.2%				
PHF	0.77				0.93				0.89				0.85				0.94				

By Movement	Northbound Ft Vancouver Way				Southbound Ft Vancouver Way				Eastbound Evergreen Blvd				Westbound Evergreen Blvd				Total
	L	T	R	Total	L	T	R	Total	L	T	R	Total	L	T	R	Total	
Volume	8	23	6	37	36	76	110	222	65	87	36	188	7	55	30	92	539
%HV	12.5%	13.0%	16.7%	13.5%	13.9%	5.3%	4.5%	6.3%	7.7%	5.7%	2.8%	5.9%	28.6%	7.3%	10.0%	9.8%	7.2%
PHF	0.67	0.82	0.75	0.77	0.69	0.58	0.86	0.93	0.77	0.91	0.75	0.89	0.58	0.81	0.75	0.85	0.94

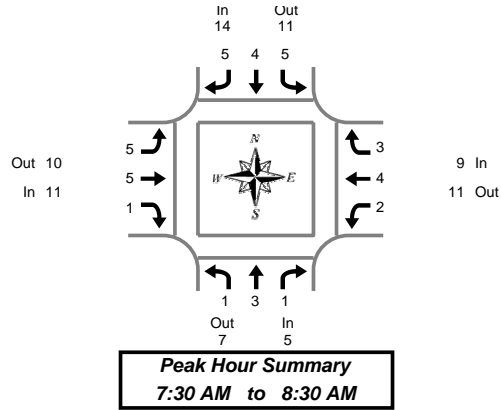
**Rolling Hour Summary
7:00 AM to 9:00 AM**

Interval Start Time	Northbound Ft Vancouver Way				Southbound Ft Vancouver Way				Eastbound Evergreen Blvd				Westbound Evergreen Blvd				Interval Total	Pedestrians Crosswalk			
	L	T	R	Bikes	L	T	R	Bikes	L	T	R	Bikes	L	T	R	Bikes		North	South	East	West
07:00	7	23	4	1	22	104	80	1	39	63	32	1	5	44	30	0	453	4	2	4	3
07:15	7	23	5	1	32	96	97	2	52	74	34	1	5	54	34	0	513	6	2	3	3
07:30	8	23	6	1	36	76	110	2	65	87	36	1	7	55	30	1	539	10	2	4	3
07:45	9	26	6	1	44	54	103	1	64	90	36	1	5	61	27	1	525	8	3	4	4
08:00	9	31	5	1	45	48	91	1	58	84	31	0	4	63	20	2	489	8	4	3	4

Heavy Vehicle Summary



Clay Carney
(503) 833-2740



Ft Vancouver Way & Evergreen Blvd

Thursday, May 26, 2005
7:00 AM to 9:00 AM

Peak Hour Summary
7:30 AM to 8:30 AM

Heavy Vehicle 5-Minute Interval Summary 7:00 AM to 8:50 AM

Interval Start Time	Northbound Ft Vancouver Way				Southbound Ft Vancouver Way				Eastbound Evergreen Blvd				Westbound Evergreen Blvd				Interval Total
	L	T	R	Total	L	T	R	Total	L	T	R	Total	L	T	R	Total	
07:00	0	1	0	1	0	2	1	3	0	0	0	0	0	1	1	2	6
07:15	1	0	0	1	2	2	2	6	2	1	0	3	0	1	2	3	13
07:30	0	1	0	1	1	0	1	2	1	2	1	4	1	0	0	1	8
07:45	0	1	0	1	1	1	1	3	1	2	0	3	0	1	1	2	9
08:00	0	0	1	1	2	2	2	6	1	1	0	2	0	2	2	4	13
08:15	1	1	0	2	1	1	1	3	2	0	0	2	1	1	0	2	9
08:30	0	1	1	2	1	2	2	5	0	1	0	1	1	0	2	3	11
08:45	0	2	0	2	2	2	1	5	1	0	1	2	0	1	1	2	11
Total Survey	2	7	2	11	10	12	11	33	8	7	2	17	3	7	9	19	80

Heavy Vehicle 15-Minute Interval Summary 7:00 AM to 9:00 AM

Interval Start Time	Northbound Ft Vancouver Way				Southbound Ft Vancouver Way				Eastbound Evergreen Blvd				Westbound Evergreen Blvd				Interval Total
	L	T	R	Total	L	T	R	Total	L	T	R	Total	L	T	R	Total	
07:00	0	1	0	1	0	2	1	3	0	0	0	0	0	1	1	2	6
07:15	1	0	0	1	2	2	2	6	2	1	0	3	0	1	2	3	13
07:30	0	1	0	1	1	0	1	2	1	2	1	4	1	0	0	1	8
07:45	0	1	0	1	1	1	1	3	1	2	0	3	0	1	1	2	9
08:00	0	0	1	1	2	2	2	6	1	1	0	2	0	2	2	4	13
08:15	1	1	0	2	1	1	1	3	2	0	0	2	1	1	0	2	9
08:30	0	1	1	2	1	2	2	5	0	1	0	1	1	0	2	3	11
08:45	0	2	0	2	2	2	1	5	1	0	1	2	0	1	1	2	11
Total Survey	2	7	2	11	10	12	11	33	8	7	2	17	3	7	9	19	80

Heavy Vehicle Peak Hour Summary 7:30 AM to 8:30 AM

By Approach	Northbound Ft Vancouver Way			Southbound Ft Vancouver Way			Eastbound Evergreen Blvd			Westbound Evergreen Blvd			Total
	In	Out	Total	In	Out	Total	In	Out	Total	In	Out	Total	
Volume	5	7	12	14	11	25	11	10	21	9	11	20	39
PHF	0.21			0.25			0.28			0.25			0.30

By Movement	Northbound Ft Vancouver Way				Southbound Ft Vancouver Way				Eastbound Evergreen Blvd				Westbound Evergreen Blvd				Total
	L	T	R	Total	L	T	R	Total	L	T	R	Total	L	T	R	Total	
Volume	1	3	1	5	5	4	5	14	5	5	1	11	2	4	3	9	39
PHF	0.25	0.19	0.13	0.21	0.31	0.20	0.25	0.25	0.31	0.25	0.25	0.28	0.25	0.25	0.19	0.25	0.30

Heavy Vehicle Rolling Hour Summary 7:00 AM to 9:00 AM

Interval Start Time	Northbound Ft Vancouver Way				Southbound Ft Vancouver Way				Eastbound Evergreen Blvd				Westbound Evergreen Blvd				Interval Total
	L	T	R	Total	L	T	R	Total	L	T	R	Total	L	T	R	Total	
07:00	1	3	0	4	4	5	5	14	4	5	1	10	1	3	4	8	36
07:15	1	2	1	4	6	5	6	17	5	6	1	12	1	4	5	10	43
07:30	1	3	1	5	5	4	5	14	5	5	1	11	2	4	3	9	39
07:45	1	3	2	6	5	6	6	17	4	4	0	8	2	4	5	11	42
08:00	1	4	2	7	6	7	6	19	4	2	1	7	2	4	5	11	44

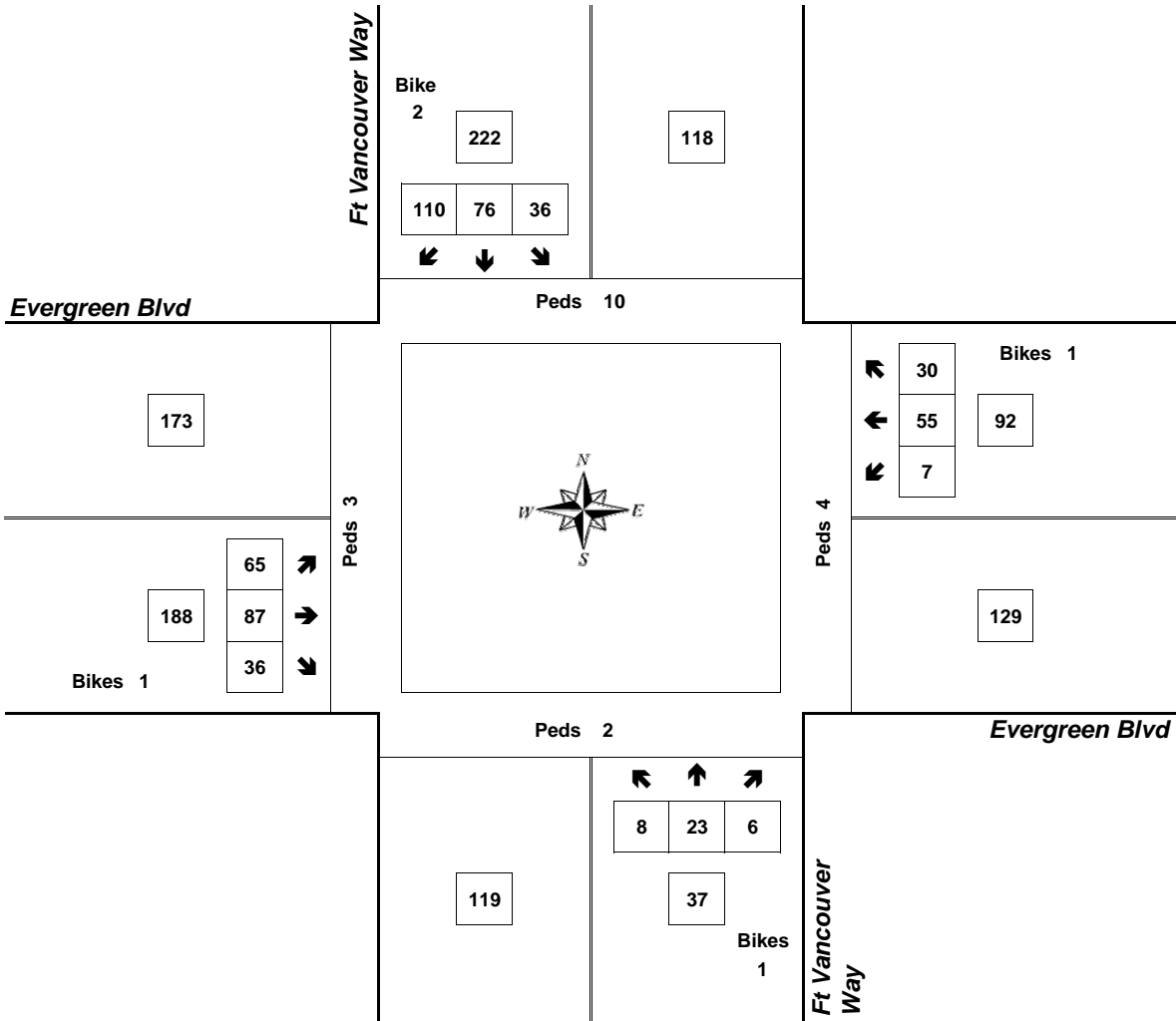
Peak Hour Summary



Clay Carney
(503) 833-2740

Ft Vancouver Way & Evergreen Blvd

7:30 AM to 8:30 AM
Thursday, May 26, 2005



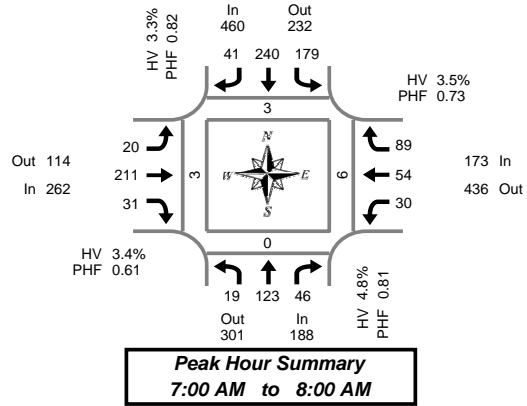
Approach	PHF	HV%	Volume
EB	0.89	5.9%	188
WB	0.85	9.8%	92
NB	0.77	13.5%	37
SB	0.93	6.3%	222
Intersection	0.94	7.2%	539

Count Period: 7:00 AM to 9:00 AM

Total Vehicle Summary



Clay Carney
(503) 833-2740



Fort Vancouver Way & Mcloughlin Blvd

Tuesday, June 07, 2005
7:00 AM to 9:00 AM

5-Minute Interval Summary 7:00 AM to 9:00 AM

Interval Start Time	Northbound Fort Vancouver Way				Southbound Fort Vancouver Way				Eastbound Mcloughlin Blvd				Westbound Mcloughlin Blvd				Interval Total	Pedestrians Crosswalk			
	L	T	R	Bikes	L	T	R	Bikes	L	T	R	Bikes	L	T	R	Bikes		North	South	East	West
07:00	1	8	7	0	26	13	0	0	1	13	2	0	1	3	8	0	0	0	0	1	
07:05	2	6	2	0	17	7	2	0	1	25	1	0	3	4	6	0	0	0	0	0	
07:10	1	11	5	0	25	16	2	0	1	15	2	0	0	8	6	0	0	0	0	1	
07:15	0	3	4	0	26	13	5	0	3	33	1	0	2	4	10	0	0	0	1	0	
07:20	0	11	10	0	34	18	2	1	1	33	2	0	4	4	7	1	0	0	0	1	
07:25	3	9	3	0	18	16	3	0	3	32	0	0	6	5	16	0	0	0	0	0	
07:30	1	6	4	0	11	25	3	0	1	12	3	0	1	3	4	0	0	0	1	0	
07:35	1	13	1	0	3	21	2	0	0	19	4	0	5	7	12	0	0	0	0	0	
07:40	2	13	3	1	7	22	2	0	2	7	0	0	3	1	8	0	0	1	1	0	
07:45	2	12	1	0	3	33	8	0	3	9	5	0	3	6	6	0	0	0	0	0	
07:50	1	17	3	0	4	32	7	0	2	10	8	1	1	4	4	0	0	3	0	0	
07:55	5	14	3	2	5	24	5	0	2	3	3	0	1	5	2	0	0	0	0	0	
08:00	0	12	4	0	4	13	2	0	4	8	5	0	3	4	4	0	0	1	0	0	
08:05	1	14	2	0	5	21	10	0	3	7	2	0	1	6	4	0	0	0	0	0	
08:10	1	10	4	1	4	17	0	0	4	5	2	0	1	3	2	0	0	0	0	0	
08:15	1	12	5	0	7	15	4	0	0	8	1	0	3	6	5	0	0	1	0	0	
08:20	1	11	1	0	10	16	5	0	2	12	3	2	0	4	3	0	0	0	0	0	
08:25	0	11	1	0	9	17	1	0	3	13	4	0	4	4	5	0	0	0	0	0	
08:30	1	17	0	0	6	15	3	0	2	11	3	1	9	7	5	0	0	0	0	0	
08:35	2	10	1	0	3	17	1	0	2	7	1	0	2	10	3	0	0	1	1	0	
08:40	2	8	0	0	3	27	6	0	3	3	1	2	6	3	2	0	0	0	0	1	
08:45	2	16	1	0	2	19	7	0	3	9	2	0	1	8	4	0	0	0	0	0	
08:50	5	9	6	0	5	11	7	0	1	3	2	0	0	2	4	0	0	0	0	0	
08:55	5	14	4	0	2	15	3	0	1	5	5	2	2	4	3	0	0	0	0	0	
Total Survey	40	267	75	4	239	443	90	1	48	302	62	8	62	115	133	1	1,876	4	2	7	4

15-Minute Interval Summary 7:00 AM to 9:00 AM

Interval Start Time	Northbound Fort Vancouver Way				Southbound Fort Vancouver Way				Eastbound Mcloughlin Blvd				Westbound Mcloughlin Blvd				Interval Total	Pedestrians Crosswalk			
	L	T	R	Bikes	L	T	R	Bikes	L	T	R	Bikes	L	T	R	Bikes		North	South	East	West
07:00	4	25	14	0	68	36	4	0	3	53	5	0	4	15	20	0	0	0	0	2	
07:15	3	23	17	0	78	47	10	1	7	98	3	0	12	13	33	1	0	0	1	1	
07:30	4	32	8	1	21	68	7	0	3	38	7	0	9	11	24	0	0	2	0	0	
07:45	8	43	7	2	12	89	20	0	7	22	16	1	5	15	12	0	0	3	0	0	
08:00	2	36	10	1	13	51	12	0	11	20	9	0	5	13	10	0	0	1	0	0	
08:15	2	34	7	0	26	48	10	0	5	33	8	2	7	14	13	0	0	1	0	0	
08:30	5	35	1	0	12	59	10	0	7	21	5	3	17	20	10	0	0	1	1	1	
08:45	12	39	11	0	9	45	17	0	5	17	9	2	3	14	11	0	0	0	0	0	
Total Survey	40	267	75	4	239	443	90	1	48	302	62	8	62	115	133	1	1,876	4	2	7	4

Peak Hour Summary 7:00 AM to 8:00 AM

By Approach	Northbound Fort Vancouver Way				Southbound Fort Vancouver Way				Eastbound Mcloughlin Blvd				Westbound Mcloughlin Blvd				Total	Pedestrians Crosswalk			
	In	Out	Total	Bikes	In	Out	Total	Bikes	In	Out	Total	Bikes	In	Out	Total	Bikes		North	South	East	West
Volume	188	301	489	3	460	232	692	1	262	114	376	1	173	436	609	1	1,083	3	0	6	3
%HV	4.8%				3.3%				3.4%				3.5%				3.6%				
PHF	0.81				0.82				0.61				0.73				0.79				

By Movement	Northbound Fort Vancouver Way				Southbound Fort Vancouver Way				Eastbound Mcloughlin Blvd				Westbound Mcloughlin Blvd				Total
	L	T	R	Total	L	T	R	Total	L	T	R	Total	L	T	R	Total	
Volume	19	123	46	188	179	240	41	460	20	211	31	262	30	54	89	173	1,083
%HV	0.0%	5.7%	4.3%	4.8%	1.7%	4.2%	4.9%	3.3%	0.0%	3.8%	3.2%	3.4%	0.0%	9.3%	1.1%	3.5%	3.6%
PHF	0.59	0.72	0.61	0.81	0.53	0.67	0.51	0.82	0.71	0.54	0.48	0.61	0.63	0.84	0.67	0.73	0.79

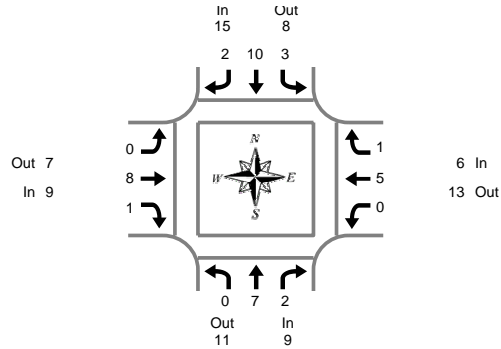
Rolling Hour Summary 7:00 AM to 9:00 AM

Interval Start Time	Northbound Fort Vancouver Way				Southbound Fort Vancouver Way				Eastbound Mcloughlin Blvd				Westbound Mcloughlin Blvd				Interval Total	Pedestrians Crosswalk			
	L	T	R	Bikes	L	T	R	Bikes	L	T	R	Bikes	L	T	R	Bikes		North	South	East	West
07:00	19	123	46	3	179	240	41	1	20	211	31	1	30	54	89	1	1,083	3	0	6	3
07:15	17	134	42	4	124	255	49	1	28	178	35	1	31	52	79	1	1,024	3	1	6	1
07:30	16	145	32	4	72	256	49	0	26	113	40	3	26	53	59	0	887	3	2	5	0
07:45	17	148	25	3	63	247	52	0	30	96	38	6	34	62	45	0	857	2	2	4	1
08:00	21	144	29	1	60	203	49	0	28	91	31	7	32	61	44	0	793	1	2	1	1

Heavy Vehicle Summary



Clay Carney
(503) 833-2740



Fort Vancouver Way & Mcloughlin Blvd

Tuesday, June 07, 2005
7:00 AM to 9:00 AM

Peak Hour Summary
7:00 AM to 8:00 AM

Heavy Vehicle 5-Minute Interval Summary 7:00 AM to 9:00 AM

Interval Start Time	Northbound Fort Vancouver Way				Southbound Fort Vancouver Way				Eastbound Mcloughlin Blvd				Westbound Mcloughlin Blvd				Interval Total
	L	T	R	Total	L	T	R	Total	L	T	R	Total	L	T	R	Total	
07:00	0	1	1	2	1	1	0	2	0	2	0	2	0	1	0	1	7
07:05	0	0	0	0	0	0	0	0	0	2	0	2	0	1	0	1	3
07:10	0	0	0	0	1	3	0	4	0	0	0	0	0	1	0	1	5
07:15	0	1	1	2	0	0	0	0	0	0	0	0	0	0	1	1	3
07:20	0	1	0	1	0	0	0	0	0	0	0	0	0	0	0	0	1
07:25	0	0	0	0	1	0	0	1	0	0	0	0	0	0	0	0	1
07:30	0	1	0	1	0	3	0	3	0	1	0	1	0	0	0	0	5
07:35	0	2	0	2	0	0	1	1	0	2	1	3	0	1	0	1	7
07:40	0	0	0	0	0	0	0	0	0	0	0	0	0	0	0	0	0
07:45	0	0	0	0	0	0	0	0	0	0	0	0	0	1	0	1	1
07:50	0	1	0	1	0	0	0	0	0	1	0	1	0	0	0	0	2
07:55	0	0	0	0	0	3	1	4	0	0	0	0	0	0	0	0	4
08:00	0	0	0	0	0	0	0	0	0	0	0	0	0	0	0	0	0
08:05	0	0	0	0	1	1	0	2	0	0	0	0	0	1	0	1	3
08:10	0	0	0	0	0	1	0	1	1	0	0	1	0	0	0	0	2
08:15	0	1	0	1	0	0	0	0	0	0	0	0	0	0	0	0	1
08:20	0	0	0	0	0	2	1	3	0	0	0	0	0	0	0	0	3
08:25	0	0	0	0	1	2	0	3	1	1	0	2	0	1	0	1	6
08:30	0	0	0	0	0	0	0	0	0	1	1	2	1	2	0	3	5
08:35	0	2	0	2	0	0	0	0	0	0	0	0	0	2	0	2	4
08:40	0	0	0	0	0	0	2	2	0	0	0	0	0	0	0	0	2
08:45	0	0	0	0	0	0	1	1	1	2	0	3	0	0	0	0	4
08:50	0	1	0	1	0	1	0	1	0	1	0	1	0	0	0	0	3
08:55	0	1	0	1	0	3	0	3	0	0	0	0	0	0	0	0	4
Total Survey	0	12	2	14	5	20	6	31	3	13	2	18	1	11	1	13	76

Heavy Vehicle 15-Minute Interval Summary 7:00 AM to 9:00 AM

Interval Start Time	Northbound Fort Vancouver Way				Southbound Fort Vancouver Way				Eastbound Mcloughlin Blvd				Westbound Mcloughlin Blvd				Interval Total
	L	T	R	Total	L	T	R	Total	L	T	R	Total	L	T	R	Total	
07:00	0	1	1	2	2	4	0	6	0	4	0	4	0	3	0	3	15
07:15	0	2	1	3	1	0	0	1	0	0	0	0	0	0	1	1	5
07:30	0	3	0	3	0	3	1	4	0	3	1	4	0	1	0	1	12
07:45	0	1	0	1	0	3	1	4	0	1	0	1	0	1	0	1	7
08:00	0	0	0	0	1	2	0	3	1	0	0	1	0	1	0	1	5
08:15	0	1	0	1	1	4	1	6	1	1	0	2	0	1	0	1	10
08:30	0	2	0	2	0	0	2	2	0	1	1	2	1	4	0	5	11
08:45	0	2	0	2	0	4	1	5	1	3	0	4	0	0	0	0	11
Total Survey	0	12	2	14	5	20	6	31	3	13	2	18	1	11	1	13	76

Heavy Vehicle Peak Hour Summary 7:00 AM to 8:00 AM

By Approach	Northbound Fort Vancouver Way			Southbound Fort Vancouver Way			Eastbound Mcloughlin Blvd			Westbound Mcloughlin Blvd			Total
	In	Out	Total	In	Out	Total	In	Out	Total	In	Out	Total	
Volume	9	11	20	15	8	23	9	7	16	6	13	19	39
PHF	0.75			0.63			0.56			0.50			0.65

By Movement	Northbound Fort Vancouver Way				Southbound Fort Vancouver Way				Eastbound Mcloughlin Blvd				Westbound Mcloughlin Blvd				Total
	L	T	R	Total	L	T	R	Total	L	T	R	Total	L	T	R	Total	
Volume	0	7	2	9	3	10	2	15	0	8	1	9	0	5	1	6	39
PHF	0.00	0.58	0.50	0.75	0.38	0.63	0.50	0.63	0.00	0.50	0.25	0.56	0.00	0.42	0.25	0.50	0.65

Heavy Vehicle Rolling Hour Summary 7:00 AM to 9:00 AM

Interval Start Time	Northbound Fort Vancouver Way				Southbound Fort Vancouver Way				Eastbound Mcloughlin Blvd				Westbound Mcloughlin Blvd				Interval Total
	L	T	R	Total	L	T	R	Total	L	T	R	Total	L	T	R	Total	
07:00	0	7	2	9	3	10	2	15	0	8	1	9	0	5	1	6	39
07:15	0	6	1	7	2	8	2	12	1	4	1	6	0	3	1	4	29
07:30	0	5	0	5	2	12	3	17	2	5	1	8	0	4	0	4	34
07:45	0	4	0	4	2	9	4	15	2	3	1	6	1	7	0	8	33
08:00	0	5	0	5	2	10	4	16	3	5	1	9	1	6	0	7	37

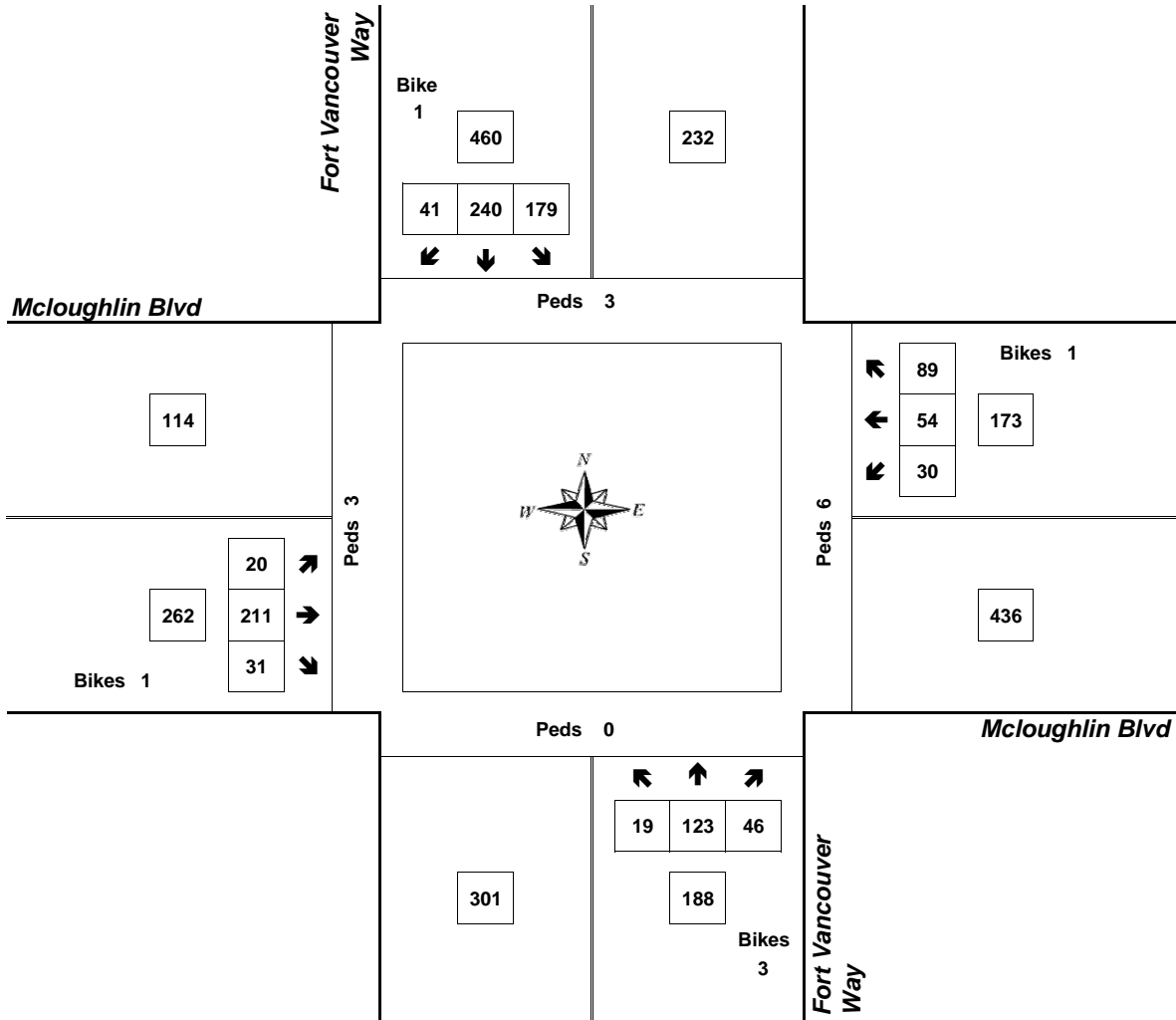
Peak Hour Summary



Clay Carney
(503) 833-2740

Fort Vancouver Way & Mcloughlin Blvd

7:00 AM to 8:00 AM
Tuesday, June 07, 2005



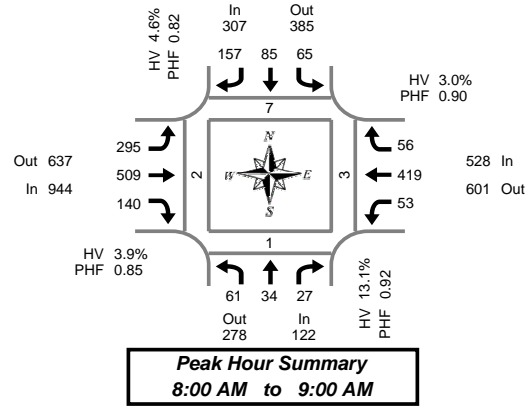
Approach	PHF	HV%	Volume
EB	0.61	3.4%	262
WB	0.73	3.5%	173
NB	0.81	4.8%	188
SB	0.82	3.3%	460
Intersection	0.79	3.6%	1,083

Count Period: 7:00 AM to 9:00 AM

Total Vehicle Summary



Clay Carney
(503) 833-2740



Fort Vancouver Way & Mill Plain Blvd

Thursday, May 26, 2005
7:00 AM to 9:00 AM

5-Minute Interval Summary 7:00 AM to 8:50 AM

Interval Start Time	Northbound Fort Vancouver Way				Southbound Fort Vancouver Way				Eastbound Mill Plain Blvd				Westbound Mill Plain Blvd				Interval Total	Pedestrians Crosswalk			
	L	T	R	Bikes	L	T	R	Bikes	L	T	R	Bikes	L	T	R	Bikes		North	South	East	West
07:00	12	7	3	0	10	27	18	0	35	52	35	0	6	117	4	0	326	0	0	0	2
07:15	12	7	4	0	13	25	33	0	37	57	30	2	16	161	11	0	406	0	0	0	0
07:30	12	9	2	0	7	27	33	0	43	86	32	0	13	125	18	0	407	2	0	0	5
07:45	15	10	3	1	14	38	44	1	53	133	45	0	18	127	23	0	523	2	0	2	0
08:00	14	6	6	0	16	25	32	0	67	98	49	0	26	93	7	0	439	1	1	0	0
08:15	15	10	8	0	17	25	27	0	74	106	27	2	11	108	13	0	441	1	0	2	0
08:30	18	6	8	0	18	16	37	1	72	143	29	0	5	125	16	1	493	4	0	0	1
08:45	14	12	5	0	14	19	61	0	82	162	35	0	11	93	20	0	528	1	0	1	1
09:00	0	0	0	0	0	0	0	0	0	0	0	0	0	0	0	0	0	0	0	0	0
09:15	0	0	0	0	0	0	0	0	0	0	0	0	0	0	0	0	0	0	0	0	0
09:30	0	0	0	0	0	0	0	0	0	0	0	0	0	0	0	0	0	0	0	0	0
09:45	0	0	0	0	0	0	0	0	0	0	0	0	0	0	0	0	0	0	0	0	0
10:00	0	0	0	0	0	0	0	0	0	0	0	0	0	0	0	0	0	0	0	0	0
10:15	0	0	0	0	0	0	0	0	0	0	0	0	0	0	0	0	0	0	0	0	0
10:30	0	0	0	0	0	0	0	0	0	0	0	0	0	0	0	0	0	0	0	0	0
10:45	0	0	0	0	0	0	0	0	0	0	0	0	0	0	0	0	0	0	0	0	0
11:00	0	0	0	0	0	0	0	0	0	0	0	0	0	0	0	0	0	0	0	0	0
11:15	0	0	0	0	0	0	0	0	0	0	0	0	0	0	0	0	0	0	0	0	0
11:30	0	0	0	0	0	0	0	0	0	0	0	0	0	0	0	0	0	0	0	0	0
11:45	0	0	0	0	0	0	0	0	0	0	0	0	0	0	0	0	0	0	0	0	0
12:00	0	0	0	0	0	0	0	0	0	0	0	0	0	0	0	0	0	0	0	0	0
Total Survey	112	67	39	1	109	202	285	2	463	837	282	4	106	949	112	1	3,563	11	1	5	9

15-Minute Interval Summary 7:00 AM to 9:00 AM

Interval Start Time	Northbound Fort Vancouver Way				Southbound Fort Vancouver Way				Eastbound Mill Plain Blvd				Westbound Mill Plain Blvd				Interval Total	Pedestrians Crosswalk			
	L	T	R	Bikes	L	T	R	Bikes	L	T	R	Bikes	L	T	R	Bikes		North	South	East	West
07:00	12	7	3	0	10	27	18	0	35	52	35	0	6	117	4	0	326	0	0	0	2
07:15	12	7	4	0	13	25	33	0	37	57	30	2	16	161	11	0	406	0	0	0	0
07:30	12	9	2	0	7	27	33	0	43	86	32	0	13	125	18	0	407	2	0	0	5
07:45	15	10	3	1	14	38	44	1	53	133	45	0	18	127	23	0	523	2	0	2	0
08:00	14	6	6	0	16	25	32	0	67	98	49	0	26	93	7	0	439	1	1	0	0
08:15	15	10	8	0	17	25	27	0	74	106	27	2	11	108	13	0	441	1	0	2	0
08:30	18	6	8	0	18	16	37	1	72	143	29	0	5	125	16	1	493	4	0	0	1
08:45	14	12	5	0	14	19	61	0	82	162	35	0	11	93	20	0	528	1	0	1	1
09:00	0	0	0	0	0	0	0	0	0	0	0	0	0	0	0	0	0	0	0	0	0
09:15	0	0	0	0	0	0	0	0	0	0	0	0	0	0	0	0	0	0	0	0	0
09:30	0	0	0	0	0	0	0	0	0	0	0	0	0	0	0	0	0	0	0	0	0
09:45	0	0	0	0	0	0	0	0	0	0	0	0	0	0	0	0	0	0	0	0	0
10:00	0	0	0	0	0	0	0	0	0	0	0	0	0	0	0	0	0	0	0	0	0
10:15	0	0	0	0	0	0	0	0	0	0	0	0	0	0	0	0	0	0	0	0	0
10:30	0	0	0	0	0	0	0	0	0	0	0	0	0	0	0	0	0	0	0	0	0
10:45	0	0	0	0	0	0	0	0	0	0	0	0	0	0	0	0	0	0	0	0	0
11:00	0	0	0	0	0	0	0	0	0	0	0	0	0	0	0	0	0	0	0	0	0
11:15	0	0	0	0	0	0	0	0	0	0	0	0	0	0	0	0	0	0	0	0	0
11:30	0	0	0	0	0	0	0	0	0	0	0	0	0	0	0	0	0	0	0	0	0
11:45	0	0	0	0	0	0	0	0	0	0	0	0	0	0	0	0	0	0	0	0	0
12:00	0	0	0	0	0	0	0	0	0	0	0	0	0	0	0	0	0	0	0	0	0
Total Survey	112	67	39	1	109	202	285	2	463	837	282	4	106	949	112	1	3,563	11	1	5	9

Peak Hour Summary 8:00 AM to 9:00 AM

By Approach	Northbound Fort Vancouver Way				Southbound Fort Vancouver Way				Eastbound Mill Plain Blvd				Westbound Mill Plain Blvd				Total	Pedestrians Crosswalk			
	In	Out	Total	Bikes	In	Out	Total	Bikes	In	Out	Total	Bikes	In	Out	Total	Bikes		North	South	East	West
Volume	122	278	400	0	307	385	692	1	944	637	1,581	2	528	601	1,129	1	1,901	7	1	3	2
%HV	13.1%				4.6%				3.9%				3.0%				4.4%				
PHF	0.92				0.82				0.85				0.90				0.90				

By Movement	Northbound Fort Vancouver Way				Southbound Fort Vancouver Way				Eastbound Mill Plain Blvd				Westbound Mill Plain Blvd				Total
	L	T	R	Total	L	T	R	Total	L	T	R	Total	L	T	R	Total	
Volume	61	34	27	122	65	85	157	307	295	509	140	944	53	419	56	528	1,901
%HV	11.5%	23.5%	3.7%	13.1%	6.2%	8.2%	1.9%	4.6%	2.4%	4.3%	5.7%	3.9%	0.0%	3.8%	0.0%	3.0%	4.4%
PHF	0.85	0.71	0.84	0.92	0.90	0.85	0.64	0.82	0.90	0.79	0.71	0.85	0.51	0.84	0.70	0.90	0.90

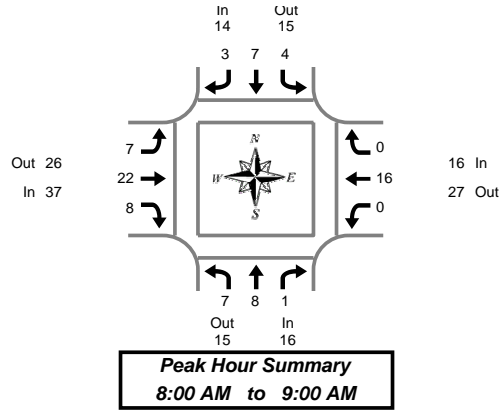
Rolling Hour Summary 7:00 AM to 9:00 AM

Interval Start Time	Northbound Fort Vancouver Way				Southbound Fort Vancouver Way				Eastbound Mill Plain Blvd				Westbound Mill Plain Blvd				Interval Total	Pedestrians Crosswalk			
	L	T	R	Bikes	L	T	R	Bikes	L	T	R	Bikes	L	T	R	Bikes		North	South	East	West
07:00	51	33	12	1	44	117	128	1	168	328	142	2	53	530	56	0	1,662	4	0	2	7
07:15	53	32	15	1	50	115	142	1	200	374	156	2	73	506	59	0	1,775	5	1	2	5
07:30	56	35	19	1	54	115	136	1	237	423	153	2	68	453	61	0	1,810	6	1	4	5
07:45	62	32	25	1	65	104	140	2	266	480	150	2	60	453	59	1	1,896	8	1	4	1
08:00	61	34	27	0	65	85	157	1	295	509	140	2	53	419	56	1	1,901	7	1	3	2

Heavy Vehicle Summary



Clay Carney
(503) 833-2740



Fort Vancouver Way & Mill Plain Blvd

Thursday, May 26, 2005

7:00 AM to 9:00 AM

Heavy Vehicle 5-Minute Interval Summary

7:00 AM to 8:50 AM

Interval Start Time	Northbound Fort Vancouver Way				Southbound Fort Vancouver Way				Eastbound Mill Plain Blvd				Westbound Mill Plain Blvd				Interval Total
	L	T	R	Total	L	T	R	Total	L	T	R	Total	L	T	R	Total	
07:00	1	2	0	3	0	7	1	8	3	2	4	9	0	3	2	5	25
07:15	0	1	0	1	1	2	0	3	2	4	0	6	0	10	0	10	20
07:30	0	2	0	2	0	0	0	0	2	7	0	9	0	3	2	5	16
07:45	1	2	0	3	0	3	1	4	1	4	0	5	1	6	0	7	19
08:00	1	0	0	1	1	3	1	5	2	10	0	12	0	5	0	5	23
08:15	4	2	1	7	1	3	0	4	1	3	1	5	0	6	0	6	22
08:30	1	2	0	3	1	1	1	3	2	5	4	11	0	2	0	2	19
08:45	1	4	0	5	1	0	1	2	2	4	3	9	0	3	0	3	19
	0	0	0	0	0	0	0	0	0	0	0	0	0	0	0	0	0
	0	0	0	0	0	0	0	0	0	0	0	0	0	0	0	0	0
	0	0	0	0	0	0	0	0	0	0	0	0	0	0	0	0	0
	0	0	0	0	0	0	0	0	0	0	0	0	0	0	0	0	0
	0	0	0	0	0	0	0	0	0	0	0	0	0	0	0	0	0
	0	0	0	0	0	0	0	0	0	0	0	0	0	0	0	0	0
	0	0	0	0	0	0	0	0	0	0	0	0	0	0	0	0	0
	0	0	0	0	0	0	0	0	0	0	0	0	0	0	0	0	0
	0	0	0	0	0	0	0	0	0	0	0	0	0	0	0	0	0
	0	0	0	0	0	0	0	0	0	0	0	0	0	0	0	0	0
	0	0	0	0	0	0	0	0	0	0	0	0	0	0	0	0	0
	0	0	0	0	0	0	0	0	0	0	0	0	0	0	0	0	0
	0	0	0	0	0	0	0	0	0	0	0	0	0	0	0	0	0
	0	0	0	0	0	0	0	0	0	0	0	0	0	0	0	0	0
	0	0	0	0	0	0	0	0	0	0	0	0	0	0	0	0	0
	0	0	0	0	0	0	0	0	0	0	0	0	0	0	0	0	0
	0	0	0	0	0	0	0	0	0	0	0	0	0	0	0	0	0
	0	0	0	0	0	0	0	0	0	0	0	0	0	0	0	0	0
	0	0	0	0	0	0	0	0	0	0	0	0	0	0	0	0	0
	0	0	0	0	0	0	0	0	0	0	0	0	0	0	0	0	0
	0	0	0	0	0	0	0	0	0	0	0	0	0	0	0	0	0
	0	0	0	0	0	0	0	0	0	0	0	0	0	0	0	0	0
Total Survey	9	15	1	25	5	19	5	29	15	39	12	66	1	38	4	43	163

Heavy Vehicle 15-Minute Interval Summary

7:00 AM to 9:00 AM

Interval Start Time	Northbound Fort Vancouver Way				Southbound Fort Vancouver Way				Eastbound Mill Plain Blvd				Westbound Mill Plain Blvd				Interval Total
	L	T	R	Total	L	T	R	Total	L	T	R	Total	L	T	R	Total	
07:00	1	2	0	3	0	7	1	8	3	2	4	9	0	3	2	5	25
07:15	0	1	0	1	1	2	0	3	2	4	0	6	0	10	0	10	20
07:30	0	2	0	2	0	0	0	0	2	7	0	9	0	3	2	5	16
07:45	1	2	0	3	0	3	1	4	1	4	0	5	1	6	0	7	19
08:00	1	0	0	1	1	3	1	5	2	10	0	12	0	5	0	5	23
08:15	4	2	1	7	1	3	0	4	1	3	1	5	0	6	0	6	22
08:30	1	2	0	3	1	1	1	3	2	5	4	11	0	2	0	2	19
08:45	1	4	0	5	1	0	1	2	2	4	3	9	0	3	0	3	19
Total Survey	9	15	1	25	5	19	5	29	15	39	12	66	1	38	4	43	163

Heavy Vehicle Peak Hour Summary

8:00 AM to 9:00 AM

By Approach	Northbound Fort Vancouver Way			Southbound Fort Vancouver Way			Eastbound Mill Plain Blvd			Westbound Mill Plain Blvd			Total
	In	Out	Total	In	Out	Total	In	Out	Total	In	Out	Total	
Volume	16	15	31	14	15	29	37	26	63	16	27	43	83
PHF	0.27			0.27			0.33			0.18			0.32

By Movement	Northbound Fort Vancouver Way				Southbound Fort Vancouver Way				Eastbound Mill Plain Blvd				Westbound Mill Plain Blvd				Total
	L	T	R	Total	L	T	R	Total	L	T	R	Total	L	T	R	Total	
Volume	7	8	1	16	4	7	3	14	7	22	8	37	0	16	0	16	83
PHF	0.29	0.25	0.25	0.27	0.33	0.19	0.38	0.27	0.25	0.26	0.25	0.33	0.00	0.21	0.00	0.18	0.32

Heavy Vehicle Rolling Hour Summary

7:00 AM to 9:00 AM

Interval Start Time	Northbound Fort Vancouver Way				Southbound Fort Vancouver Way				Eastbound Mill Plain Blvd				Westbound Mill Plain Blvd				Interval Total
	L	T	R	Total	L	T	R	Total	L	T	R	Total	L	T	R	Total	
07:00	2	7	0	9	1	12	2	15	8	17	4	29	1	22	4	27	80
07:15	2	5	0	7	2	8	2	12	7	25	0	32	1	24	2	27	78
07:30	6	6	1	13	2	9	2	13	6	24	1	31	1	20	2	23	80
07:45	7	6	1	14	3	10	3	16	6	22	5	33	1	19	0	20	83
08:00	7	8	1	16	4	7	3	14	7	22	8	37	0	16	0	16	83

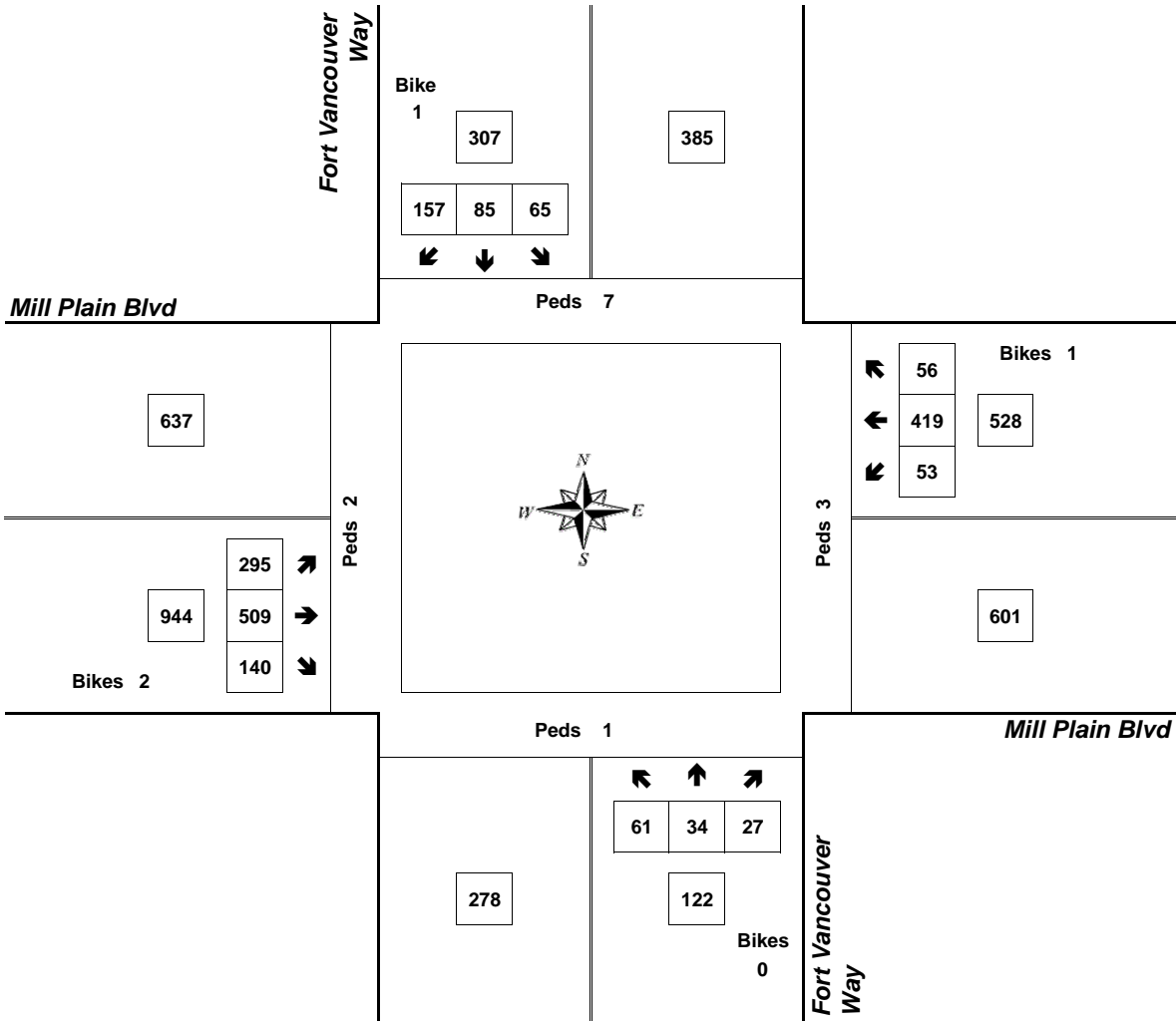
Peak Hour Summary



Clay Carney
(503) 833-2740

Fort Vancouver Way & Mill Plain Blvd

8:00 AM to 9:00 AM
Thursday, May 26, 2005



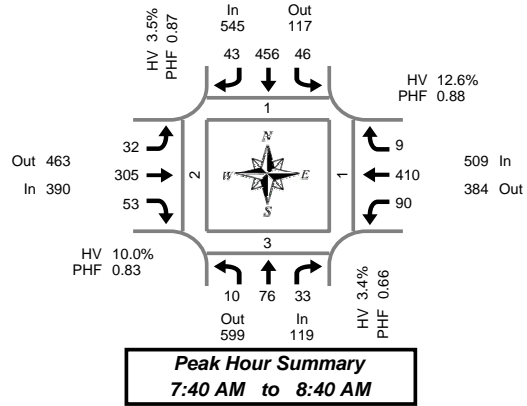
Approach	PHF	HV%	Volume
EB	0.85	3.9%	944
WB	0.90	3.0%	528
NB	0.92	13.1%	122
SB	0.82	4.6%	307
Intersection	0.90	4.4%	1,901

Count Period: 7:00 AM to 9:00 AM

Total Vehicle Summary



Clay Carney
(503) 833-2740



Main St & 4th Plain Blvd

Tuesday, June 07, 2005
7:00 AM to 9:00 AM

5-Minute Interval Summary 7:00 AM to 9:00 AM

Interval Start Time	Northbound Main St				Southbound Main St				Eastbound 4th Plain Blvd				Westbound 4th Plain Blvd				Interval Total	Pedestrians Crosswalk			
	L	T	R	Bikes	L	T	R	Bikes	L	T	R	Bikes	L	T	R	Bikes		North	South	East	West
07:00	0	0	1	0	0	36	3	0	1	25	5	0	1	23	0	0	95	0	0	0	0
07:05	0	2	3	0	4	53	1	0	3	26	5	0	2	21	0	0	120	0	0	0	0
07:10	2	5	2	0	9	35	1	0	1	30	7	0	3	24	0	0	119	0	0	0	0
07:15	0	3	2	0	0	38	4	0	1	26	3	0	1	37	1	0	116	0	0	0	0
07:20	1	4	4	0	2	27	4	0	2	26	5	0	6	45	0	0	126	0	0	0	0
07:25	0	4	0	0	3	34	3	0	6	24	4	0	4	26	0	0	108	0	0	0	0
07:30	4	4	1	0	10	48	1	0	2	21	4	0	3	31	0	0	129	0	0	0	0
07:35	2	3	1	0	3	37	3	0	2	21	5	0	8	34	1	0	120	0	0	0	0
07:40	0	5	3	0	4	45	2	1	2	30	3	0	5	47	0	0	146	0	0	0	0
07:45	1	4	0	0	2	36	4	0	2	20	7	0	3	44	0	0	123	0	2	0	1
07:50	1	8	2	0	1	31	3	0	3	27	2	0	10	35	1	0	124	0	0	0	0
07:55	1	2	3	1	4	50	4	0	2	16	10	0	4	30	0	0	126	0	0	0	1
08:00	0	5	4	0	3	51	5	0	0	19	6	0	14	30	1	0	138	0	1	0	0
08:05	2	4	0	0	5	30	4	0	3	25	2	0	8	24	1	0	108	0	0	0	0
08:10	2	7	2	0	3	32	4	0	2	26	4	0	7	35	1	0	125	0	0	0	0
08:15	2	5	2	0	6	32	6	0	2	25	2	0	5	39	1	0	127	0	0	0	0
08:20	0	11	7	0	4	41	2	0	2	27	4	0	11	35	1	0	145	1	0	0	0
08:25	1	5	3	0	5	34	0	0	5	25	3	0	9	37	2	0	129	0	0	1	0
08:30	0	14	4	0	6	41	7	0	4	28	7	0	5	31	0	0	147	0	0	0	0
08:35	0	6	3	2	3	33	2	0	5	37	3	0	9	23	1	0	125	0	0	0	0
08:40	0	5	4	0	7	35	3	0	2	34	4	0	6	32	0	0	132	0	0	0	0
08:45	0	6	4	0	8	40	4	0	4	21	1	2	8	22	5	0	123	1	0	2	0
08:50	0	6	1	0	2	33	3	0	1	13	1	0	8	18	1	0	87	0	0	0	1
08:55	0	4	1	0	1	26	2	0	0	23	1	0	8	18	0	0	84	0	0	0	0
Total Survey	19	122	57	3	95	898	75	1	57	595	98	2	148	741	17	0	2,922	2	3	3	3

15-Minute Interval Summary 7:00 AM to 9:00 AM

Interval Start Time	Northbound Main St				Southbound Main St				Eastbound 4th Plain Blvd				Westbound 4th Plain Blvd				Interval Total	Pedestrians Crosswalk			
	L	T	R	Bikes	L	T	R	Bikes	L	T	R	Bikes	L	T	R	Bikes		North	South	East	West
07:00	2	7	6	0	13	124	5	0	5	81	17	0	6	68	0	0	334	0	0	0	0
07:15	1	11	6	0	5	99	11	0	9	76	12	0	11	108	1	0	350	0	0	0	0
07:30	6	12	5	0	17	130	6	1	6	72	12	0	16	112	1	0	395	0	0	0	0
07:45	3	14	5	1	7	117	11	0	7	63	19	0	17	109	1	0	373	0	2	0	2
08:00	4	16	6	0	11	113	13	0	5	70	12	0	29	89	3	0	371	0	1	0	0
08:15	3	21	12	0	15	107	8	0	9	77	9	0	25	111	4	0	401	1	0	1	0
08:30	0	25	11	2	16	109	12	0	11	99	14	0	20	86	1	0	404	0	0	0	0
08:45	0	16	6	0	11	99	9	0	5	57	3	2	24	58	6	0	294	1	0	2	1
Total Survey	19	122	57	3	95	898	75	1	57	595	98	2	148	741	17	0	2,922	2	3	3	3

Peak Hour Summary 7:40 AM to 8:40 AM

By Approach	Northbound Main St				Southbound Main St				Eastbound 4th Plain Blvd				Westbound 4th Plain Blvd				Total	Pedestrians Crosswalk			
	In	Out	Total	Bikes	In	Out	Total	Bikes	In	Out	Total	Bikes	In	Out	Total	Bikes		North	South	East	West
Volume	119	599	718	3	545	117	662	1	390	463	853	0	509	384	893	0	1,563	1	3	1	2
%HV	3.4%				3.5%				10.0%				12.6%				8.1%				
PHF	0.66				0.87				0.83				0.88				0.93				

By Movement	Northbound Main St				Southbound Main St				Eastbound 4th Plain Blvd				Westbound 4th Plain Blvd				Total
	L	T	R	Total	L	T	R	Total	L	T	R	Total	L	T	R	Total	
Volume	10	76	33	119	46	456	43	545	32	292	60	390	90	410	9	509	1,563
%HV	0.0%	3.9%	3.0%	3.4%	4.3%	2.9%	9.3%	3.5%	15.6%	11.1%	0.0%	10.0%	8.9%	13.7%	0.0%	12.6%	8.1%
PHF	0.42	0.63	0.59	0.66	0.77	0.86	0.77	0.87	0.57	0.85	0.70	0.83	0.78	0.81	0.56	0.88	0.93

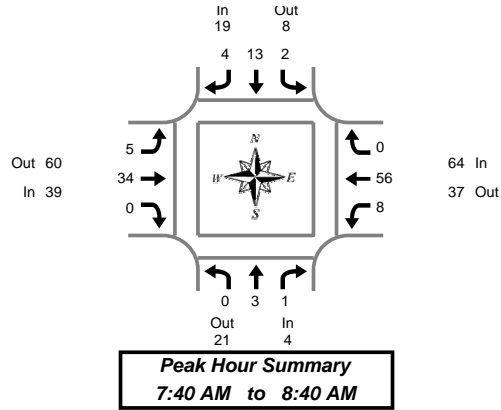
Rolling Hour Summary 7:00 AM to 9:00 AM

Interval Start Time	Northbound Main St				Southbound Main St				Eastbound 4th Plain Blvd				Westbound 4th Plain Blvd				Interval Total	Pedestrians Crosswalk			
	L	T	R	Bikes	L	T	R	Bikes	L	T	R	Bikes	L	T	R	Bikes		North	South	East	West
07:00	12	44	22	1	42	470	33	1	27	292	60	0	50	397	3	0	1,452	0	2	0	2
07:15	14	53	22	1	40	459	41	1	27	281	55	0	73	418	6	0	1,489	0	3	0	2
07:30	16	63	28	1	50	467	38	1	27	282	52	0	87	421	9	0	1,540	1	3	1	2
07:45	10	76	34	3	49	446	44	0	32	309	54	0	91	395	9	0	1,549	1	3	1	2
08:00	7	78	35	2	53	428	42	0	30	303	38	2	98	344	14	0	1,470	2	1	3	1

Heavy Vehicle Summary



Clay Carney
(503) 833-2740



Main St & 4th Plain Blvd

Tuesday, June 07, 2005
7:00 AM to 9:00 AM

Peak Hour Summary
7:40 AM to 8:40 AM

Heavy Vehicle 5-Minute Interval Summary

7:00 AM to 9:00 AM

Interval Start Time	Northbound Main St				Southbound Main St				Eastbound 4th Plain Blvd				Westbound 4th Plain Blvd				Interval Total
	L	T	R	Total	L	T	R	Total	L	T	R	Total	L	T	R	Total	
07:00	0	0	0	0	0	3	0	3	0	4	0	4	0	6	0	6	13
07:05	0	0	0	0	1	2	0	3	0	1	0	1	1	5	0	6	10
07:10	1	1	0	2	0	1	0	1	0	3	0	3	0	1	0	1	7
07:15	0	0	0	0	0	0	1	1	1	2	0	3	0	3	0	3	7
07:20	0	0	0	0	0	0	2	2	0	3	0	3	1	4	0	5	10
07:25	0	0	0	0	1	0	1	2	1	4	0	5	0	2	0	2	9
07:30	0	0	0	0	0	4	0	4	0	3	0	3	0	1	0	1	8
07:35	1	0	0	1	0	1	0	1	0	1	0	1	1	6	0	7	10
07:40	0	1	0	1	0	1	0	1	1	5	0	6	1	2	0	3	11
07:45	0	0	0	0	0	1	1	2	0	3	0	3	0	2	0	2	7
07:50	0	1	1	2	0	1	0	1	0	3	0	3	1	1	0	2	8
07:55	0	0	0	0	0	3	1	4	0	2	0	2	0	6	0	6	12
08:00	0	0	0	0	0	0	1	1	0	1	0	1	1	3	0	4	6
08:05	0	0	0	0	1	1	0	2	0	2	0	2	3	7	0	10	14
08:10	0	0	0	0	0	1	1	2	1	2	0	3	0	9	0	9	14
08:15	0	0	0	0	0	1	0	1	0	5	0	5	0	3	0	3	9
08:20	0	1	0	1	0	1	0	1	1	6	0	7	1	4	0	5	14
08:25	0	0	0	0	1	1	0	2	1	1	0	2	0	4	0	4	8
08:30	0	0	0	0	0	1	0	1	0	2	0	2	0	7	0	7	10
08:35	0	0	0	0	0	1	0	1	1	2	0	3	1	8	0	9	13
08:40	0	0	0	0	0	2	1	3	1	3	0	4	0	7	0	7	14
08:45	0	0	0	0	0	3	2	5	0	5	0	5	0	1	0	1	11
08:50	0	0	0	0	0	1	1	2	0	2	0	2	1	3	0	4	8
08:55	0	0	0	0	0	0	1	1	0	1	0	1	2	8	0	10	12
Total Survey	2	4	1	7	4	30	13	47	8	66	0	74	14	103	0	117	245

Heavy Vehicle 15-Minute Interval Summary

7:00 AM to 9:00 AM

Interval Start Time	Northbound Main St				Southbound Main St				Eastbound 4th Plain Blvd				Westbound 4th Plain Blvd				Interval Total
	L	T	R	Total	L	T	R	Total	L	T	R	Total	L	T	R	Total	
07:00	1	1	0	2	1	6	0	7	0	8	0	8	1	12	0	13	30
07:15	0	0	0	0	1	0	4	5	2	9	0	11	1	9	0	10	26
07:30	1	1	0	2	0	6	0	6	1	9	0	10	2	9	0	11	29
07:45	0	1	1	2	0	5	2	7	0	8	0	8	1	9	0	10	27
08:00	0	0	0	0	1	2	2	5	1	5	0	6	4	19	0	23	34
08:15	0	1	0	1	1	3	0	4	2	12	0	14	1	11	0	12	31
08:30	0	0	0	0	0	4	1	5	2	7	0	9	1	22	0	23	37
08:45	0	0	0	0	0	4	4	8	0	8	0	8	3	12	0	15	31
Total Survey	2	4	1	7	4	30	13	47	8	66	0	74	14	103	0	117	245

Heavy Vehicle Peak Hour Summary

7:40 AM to 8:40 AM

By Approach	Northbound Main St			Southbound Main St			Eastbound 4th Plain Blvd			Westbound 4th Plain Blvd			Total
	In	Out	Total	In	Out	Total	In	Out	Total	In	Out	Total	
Volume	4	21	25	19	8	27	39	60	99	64	37	101	126
PHF	0.33			0.68			0.65			0.70			0.85

By Movement	Northbound Main St				Southbound Main St				Eastbound 4th Plain Blvd				Westbound 4th Plain Blvd				Total
	L	T	R	Total	L	T	R	Total	L	T	R	Total	L	T	R	Total	
Volume	0	3	1	4	2	13	4	19	5	34	0	39	8	56	0	64	126
PHF	0.00	0.38	0.25	0.33	0.50	0.65	0.50	0.68	0.63	0.65	0.00	0.65	0.50	0.74	0.00	0.70	0.85

Heavy Vehicle Rolling Hour Summary

7:00 AM to 9:00 AM

Interval Start Time	Northbound Main St				Southbound Main St				Eastbound 4th Plain Blvd				Westbound 4th Plain Blvd				Interval Total
	L	T	R	Total	L	T	R	Total	L	T	R	Total	L	T	R	Total	
07:00	2	3	1	6	2	17	6	25	3	34	0	37	5	39	0	44	112
07:15	1	2	1	4	2	13	8	23	4	31	0	35	8	46	0	54	116
07:30	1	3	1	5	2	16	4	22	4	34	0	38	8	48	0	56	121
07:45	0	2	1	3	2	14	5	21	5	32	0	37	7	61	0	68	129
08:00	0	1	0	1	2	13	7	22	5	32	0	37	9	64	0	73	133

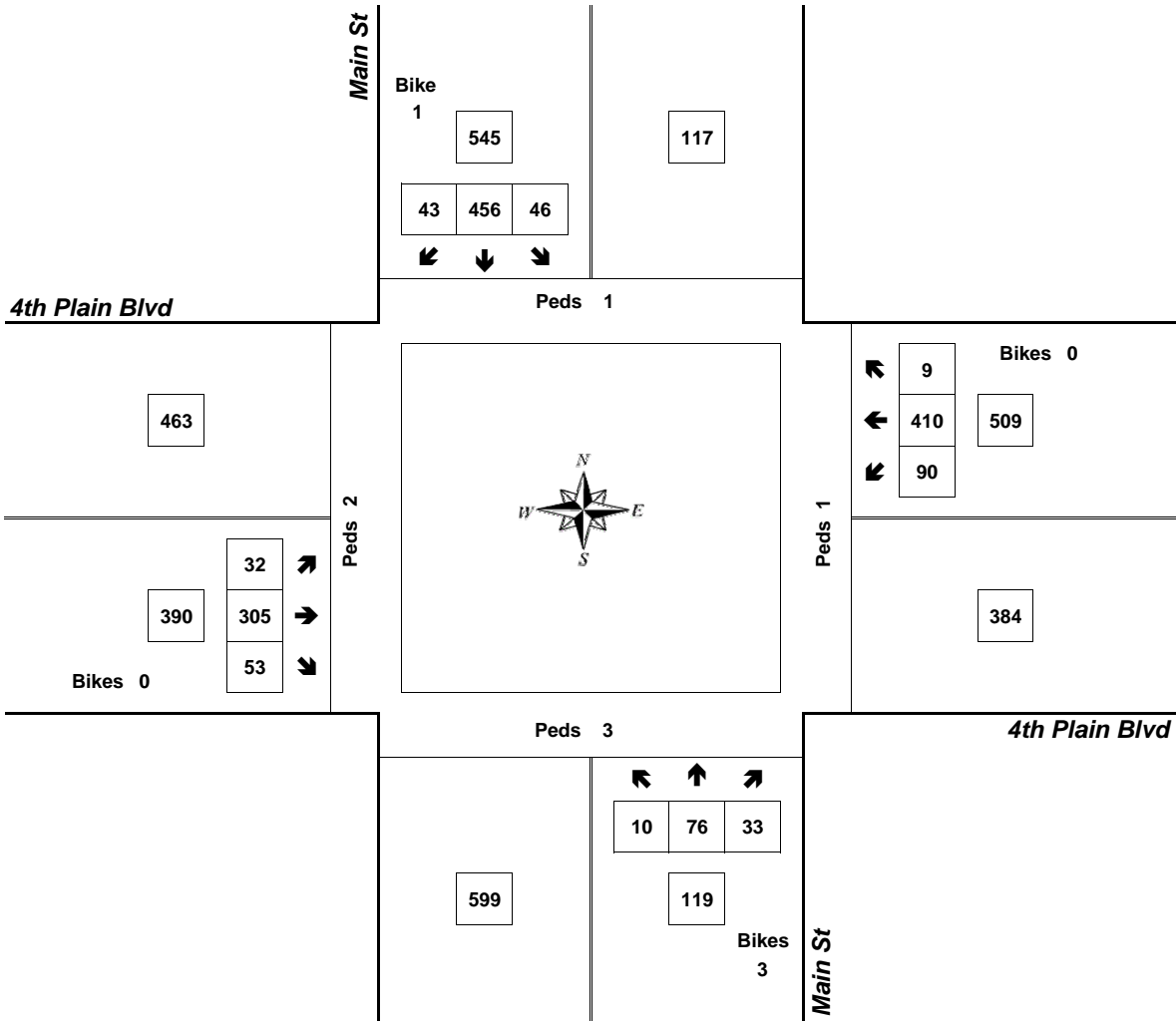
Peak Hour Summary



Clay Carney
(503) 833-2740

Main St & 4th Plain Blvd

7:40 AM to 8:40 AM
Tuesday, June 07, 2005



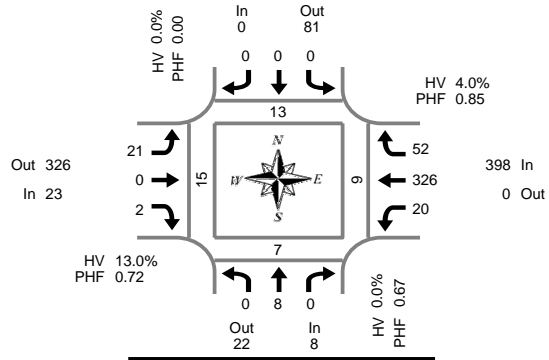
Approach	PHF	HV%	Volume
EB	0.83	10.0%	390
WB	0.88	12.6%	509
NB	0.66	3.4%	119
SB	0.87	3.5%	545
Intersection	0.93	8.1%	1,563

Count Period: 7:00 AM to 9:00 AM

Total Vehicle Summary



Clay Carney
(503) 833-2740



Main St & 6th St

Wednesday, August 10, 2005
7:00 AM to 9:00 AM

Peak Hour Summary
7:15 AM to 8:15 AM

5-Minute Interval Summary

7:00 AM to 9:00 AM

Interval Start Time	Northbound Main St				Southbound Main St				Eastbound 6th St				Westbound 6th St				Interval Total	Pedestrians Crosswalk				
	L	T	R	Bikes	L	T	R	Bikes	L	T	R	Bikes	L	T	R	Bikes		North	South	East	West	
07:00	0	0	0	0	0	0	0	0	1	1	0	0	0	1	22	3	0	27	0	0	0	0
07:05	1	4	0	0	0	0	0	0	1	1	0	0	0	1	16	2	0	25	1	0	0	2
07:10	0	0	0	2	0	0	0	0	2	0	0	0	0	0	19	0	0	21	0	0	0	0
07:15	0	2	0	0	0	0	0	0	0	0	0	0	0	0	26	2	0	30	1	0	0	1
07:20	0	1	0	0	0	0	0	0	0	3	0	0	1	1	34	6	0	45	1	3	2	1
07:25	0	0	0	0	0	0	0	1	0	0	0	0	0	0	36	4	0	40	0	0	0	0
07:30	0	0	0	1	0	0	0	2	2	0	0	0	2	33	1	0	38	2	0	0	4	
07:35	0	0	0	0	0	0	0	1	1	0	0	0	2	22	3	0	28	1	3	2	1	
07:40	0	1	0	0	0	0	0	0	3	0	0	1	0	15	4	0	23	0	0	0	0	
07:45	0	1	0	0	0	0	0	0	2	0	1	0	5	36	7	0	52	2	0	0	2	
07:50	0	0	0	0	0	0	0	0	2	0	0	0	2	25	4	1	33	1	0	0	0	
07:55	0	1	0	0	0	0	0	0	2	0	0	0	3	26	5	0	37	1	1	1	1	
08:00	0	1	0	0	0	0	0	1	2	0	0	0	1	32	4	0	40	0	0	0	1	
08:05	0	1	0	0	0	0	0	0	2	0	0	1	2	23	6	0	34	1	0	2	2	
08:10	0	0	0	0	0	0	0	0	2	0	1	0	2	18	6	1	29	3	0	2	2	
08:15	0	3	0	0	0	0	0	0	3	0	0	0	1	14	3	0	24	0	0	1	0	
08:20	0	1	0	0	0	0	0	0	2	0	0	0	2	25	1	1	31	1	3	0	0	
08:25	0	0	0	0	0	0	0	1	0	0	2	0	3	16	8	0	29	2	0	2	1	
08:30	2	1	0	0	0	0	0	0	2	0	0	1	4	19	6	0	34	3	1	0	1	
08:35	0	0	0	0	0	0	0	0	2	0	1	1	2	12	3	0	20	0	0	0	1	
08:40	1	0	0	0	0	0	0	0	4	0	0	0	2	19	7	0	33	3	2	3	1	
08:45	1	1	0	0	0	0	0	0	2	0	0	0	0	13	5	0	22	0	0	0	3	
08:50	0	2	0	0	0	0	0	0	2	0	0	0	0	27	10	1	41	2	1	0	2	
08:55	0	1	0	0	0	0	0	0	3	0	1	0	2	19	6	0	32	1	2	0	2	
Total Survey	5	21	0	3	0	0	0	7	45	0	6	5	38	547	106	4	768	26	16	15	28	

15-Minute Interval Summary

7:00 AM to 9:00 AM

Interval Start Time	Northbound Main St				Southbound Main St				Eastbound 6th St				Westbound 6th St				Interval Total	Pedestrians Crosswalk			
	L	T	R	Bikes	L	T	R	Bikes	L	T	R	Bikes	L	T	R	Bikes		North	South	East	West
07:00	1	4	0	2	0	0	0	1	4	0	0	0	2	57	5	0	73	1	0	0	2
07:15	0	3	0	0	0	0	0	1	3	0	0	1	1	96	12	0	115	2	3	2	2
07:30	0	1	0	1	0	0	0	3	6	0	0	1	4	70	8	0	89	3	3	2	5
07:45	0	2	0	0	0	0	0	0	6	0	1	0	10	87	16	1	122	4	1	1	3
08:00	0	2	0	0	0	0	0	1	6	0	1	1	5	73	16	1	103	4	0	4	5
08:15	0	4	0	0	0	0	0	1	5	0	2	0	6	55	12	1	84	3	3	3	1
08:30	3	1	0	0	0	0	0	0	8	0	1	2	8	50	16	0	87	6	3	3	3
08:45	1	4	0	0	0	0	0	0	7	0	1	0	2	59	21	1	95	3	3	0	7
Total Survey	5	21	0	3	0	0	0	7	45	0	6	5	38	547	106	4	768	26	16	15	28

Peak Hour Summary

7:15 AM to 8:15 AM

By Approach	Northbound Main St				Southbound Main St				Eastbound 6th St				Westbound 6th St				Total	Pedestrians Crosswalk			
	In	Out	Total	Bikes	In	Out	Total	Bikes	In	Out	Total	Bikes	In	Out	Total	Bikes		North	South	East	West
Volume	8	22	30	1	0	81	81	5	23	326	349	3	398	0	398	2	429	13	7	9	15
%HV	0.0%				0.0%				13.0%				4.0%				4.4%				
PHF	0.67				0.00				0.72				0.85				0.87				

By Movement	Northbound Main St				Southbound Main St				Eastbound 6th St				Westbound 6th St				Total
	L	T	R	Total	L	T	R	Total	L	T	R	Total	L	T	R	Total	
Volume	0	8	0	8	0	0	0	0	21	0	2	23	20	326	52	398	429
%HV	0.0%	0.0%	0.0%	0.0%	0.0%	0.0%	0.0%	0.0%	14.3%	0.0%	0.0%	13.0%	5.0%	2.1%	15.4%	4.0%	4.4%
PHF	0.00	0.67	0.00	0.67	0.00	0.00	0.00	0.00	0.75	0.00	0.50	0.72	0.50	0.79	0.81	0.85	0.87

Rolling Hour Summary

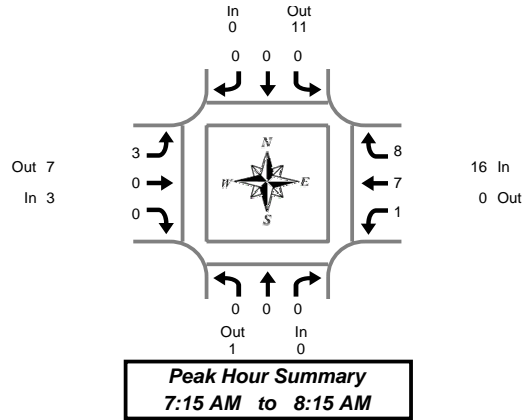
7:00 AM to 9:00 AM

Interval Start Time	Northbound Main St				Southbound Main St				Eastbound 6th St				Westbound 6th St				Interval Total	Pedestrians Crosswalk			
	L	T	R	Bikes	L	T	R	Bikes	L	T	R	Bikes	L	T	R	Bikes		North	South	East	West
07:00	1	10	0	3	0	0	0	5	19	0	1	2	17	310	41	1	399	10	7	5	12
07:15	0	8	0	1	0	0	0	5	21	0	2	3	20	326	52	2	429	13	7	9	15
07:30	0	9	0	1	0	0	0	5	23	0	4	2	25	285	52	3	398	14	7	10	14
07:45	3	9	0	0	0	0	0	2	25	0	5	3	29	265	60	3	396	17	7	11	12

Heavy Vehicle Summary



Clay Carney
(503) 833-2740



Main St & 6th St

Wednesday, August 10, 2005
7:00 AM to 9:00 AM

Heavy Vehicle 5-Minute Interval Summary 7:00 AM to 9:00 AM

Interval Start Time	Northbound Main St				Southbound Main St				Eastbound 6th St				Westbound 6th St				Interval Total
	L	T	R	Total	L	T	R	Total	L	T	R	Total	L	T	R	Total	
07:00	0	0	0	0	0	0	0	0	0	0	0	0	0	2	0	2	2
07:05	0	0	0	0	0	0	0	0	0	0	0	0	0	0	1	1	1
07:10	0	0	0	0	0	0	0	0	1	0	0	1	0	0	0	0	1
07:15	0	0	0	0	0	0	0	0	0	0	0	0	1	1	1	2	2
07:20	0	0	0	0	0	0	0	0	1	0	0	1	0	0	1	1	2
07:25	0	0	0	0	0	0	0	0	0	0	0	0	0	0	0	0	0
07:30	0	0	0	0	0	0	0	0	1	0	0	1	0	1	1	2	3
07:35	0	0	0	0	0	0	0	0	0	0	0	0	1	2	1	4	4
07:40	0	0	0	0	0	0	0	0	0	0	0	0	0	0	1	1	1
07:45	0	0	0	0	0	0	0	0	0	0	0	0	0	0	1	1	1
07:50	0	0	0	0	0	0	0	0	0	0	0	0	0	0	1	1	1
07:55	0	0	0	0	0	0	0	0	0	0	0	0	0	3	1	4	4
08:00	0	0	0	0	0	0	0	0	0	0	0	0	0	0	0	0	0
08:05	0	0	0	0	0	0	0	0	1	0	0	1	0	0	0	0	1
08:10	0	0	0	0	0	0	0	0	0	0	0	0	0	0	0	0	0
08:15	0	0	0	0	0	0	0	0	0	0	0	0	0	0	0	0	0
08:20	0	1	0	1	0	0	0	0	0	0	0	0	0	1	1	2	3
08:25	0	0	0	0	0	0	0	0	0	0	0	0	0	1	2	3	3
08:30	0	0	0	0	0	0	0	0	0	0	0	0	0	0	1	1	1
08:35	0	0	0	0	0	0	0	0	0	0	0	0	0	2	1	3	3
08:40	0	0	0	0	0	0	0	0	1	0	0	1	0	1	1	2	3
08:45	0	0	0	0	0	0	0	0	0	0	0	0	0	3	0	3	3
08:50	0	1	0	1	0	0	0	0	0	0	0	0	0	1	1	2	3
08:55	0	0	0	0	0	0	0	0	1	0	0	1	0	1	0	1	2
Total Survey	0	2	0	2	0	0	0	0	6	0	0	6	1	19	16	36	44

Heavy Vehicle 15-Minute Interval Summary 7:00 AM to 9:00 AM

Interval Start Time	Northbound Main St				Southbound Main St				Eastbound 6th St				Westbound 6th St				Interval Total
	L	T	R	Total	L	T	R	Total	L	T	R	Total	L	T	R	Total	
07:00	0	0	0	0	0	0	0	0	1	0	0	1	0	2	1	3	4
07:15	0	0	0	0	0	0	0	0	1	0	0	1	0	1	2	3	4
07:30	0	0	0	0	0	0	0	0	1	0	0	1	1	3	3	7	8
07:45	0	0	0	0	0	0	0	0	0	0	0	0	0	3	3	6	6
08:00	0	0	0	0	0	0	0	0	1	0	0	1	0	0	0	0	1
08:15	0	1	0	1	0	0	0	0	0	0	0	0	0	2	3	5	6
08:30	0	0	0	0	0	0	0	0	1	0	0	1	0	3	3	6	7
08:45	0	1	0	1	0	0	0	0	1	0	0	1	0	5	1	6	8
Total Survey	0	2	0	2	0	0	0	0	6	0	0	6	1	19	16	36	44

Heavy Vehicle Peak Hour Summary 7:15 AM to 8:15 AM

By Approach	Northbound Main St			Southbound Main St			Eastbound 6th St			Westbound 6th St			Total
	In	Out	Total	In	Out	Total	In	Out	Total	In	Out	Total	
Volume	0	1	1	0	11	11	3	7	10	16	0	16	19
PHF	0.00			0.00			0.38			0.57			0.59

By Movement	Northbound Main St				Southbound Main St				Eastbound 6th St				Westbound 6th St				Total
	L	T	R	Total	L	T	R	Total	L	T	R	Total	L	T	R	Total	
Volume	0	0	0	0	0	0	0	0	3	0	0	3	1	7	8	16	19
PHF	0.00	0.00	0.00	0.00	0.00	0.00	0.00	0.00	0.38	0.00	0.00	0.38	0.25	0.58	0.67	0.57	0.59

Heavy Vehicle Rolling Hour Summary 7:00 AM to 9:00 AM

Interval Start Time	Northbound Main St				Southbound Main St				Eastbound 6th St				Westbound 6th St				Interval Total
	L	T	R	Total	L	T	R	Total	L	T	R	Total	L	T	R	Total	
07:00	0	0	0	0	0	0	0	0	3	0	0	3	1	9	9	19	22
07:15	0	0	0	0	0	0	0	0	3	0	0	3	1	7	8	16	19
07:30	0	1	0	1	0	0	0	0	2	0	0	2	1	8	9	18	21
07:45	0	1	0	1	0	0	0	0	2	0	0	2	0	8	9	17	20

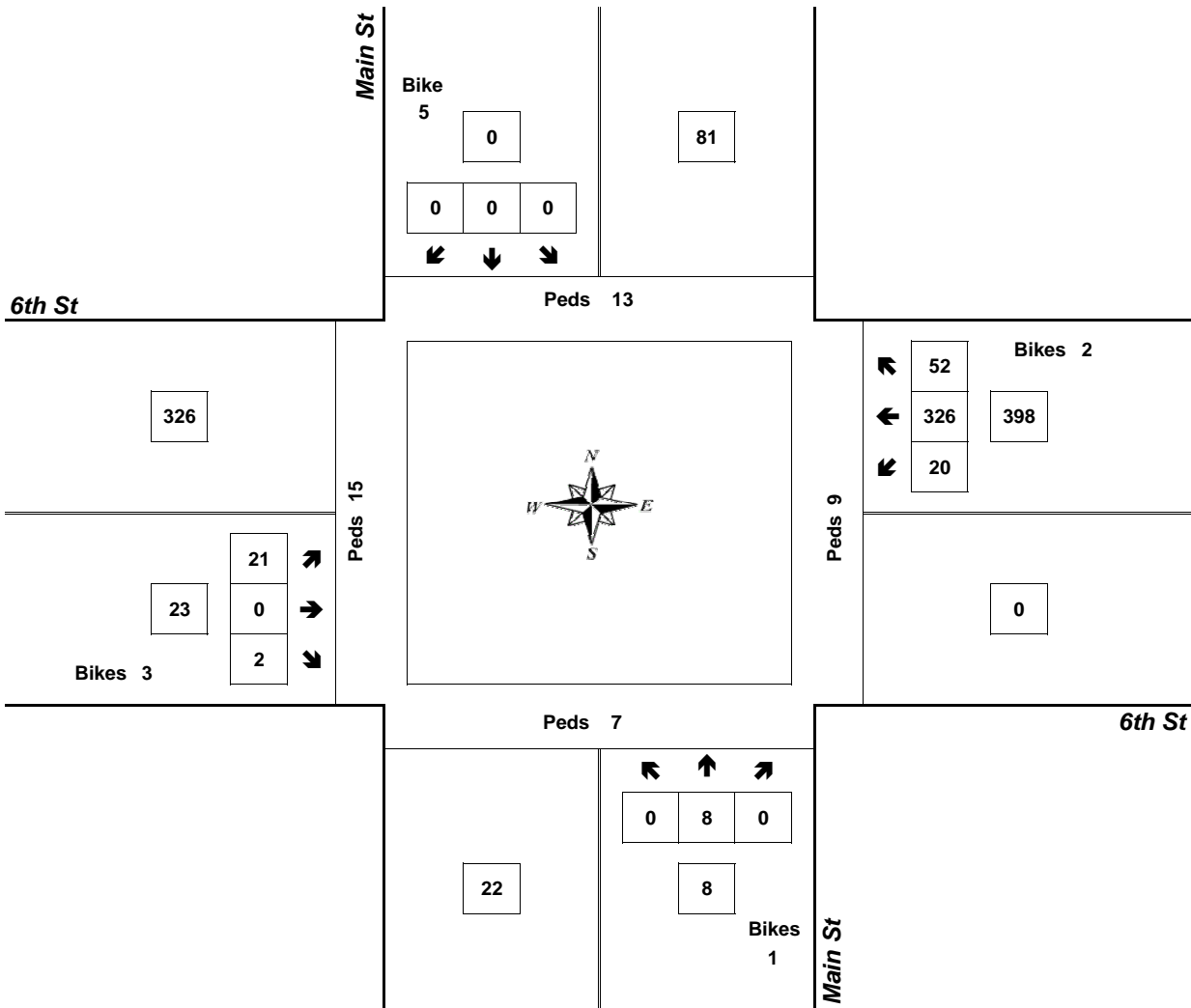
Peak Hour Summary



Clay Carney
(503) 833-2740

Main St & 6th St

7:15 AM to 8:15 AM
Wednesday, August 10, 2005



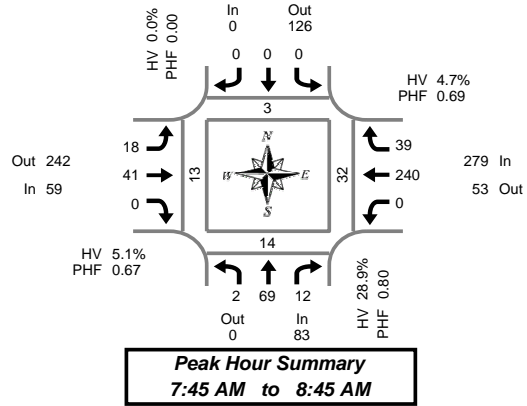
Approach	PHF	HV%	Volume
EB	0.72	13.0%	23
WB	0.85	4.0%	398
NB	0.67	0.0%	8
SB	0.00	0.0%	0
Intersection	0.87	4.4%	429

Count Period: 7:00 AM to 9:00 AM

Total Vehicle Summary



Clay Carney
(503) 833-2740



Main St & 8th St

Thursday, June 02, 2005
7:00 AM to 9:00 AM

5-Minute Interval Summary 7:00 AM to 9:00 AM

Interval Start Time	Northbound Main St				Southbound Main St				Eastbound 8th St				Westbound 8th St				Interval Total	Pedestrians Crosswalk			
	L	T	R	Bikes	L	T	R	Bikes	L	T	R	Bikes	L	T	R	Bikes		North	South	East	West
07:00	0	2	0	0	0	0	0	1	1	2	0	0	0	20	1	0	26	0	0	0	0
07:05	1	3	0	0	0	0	0	0	0	1	0	0	0	17	2	0	24	0	0	1	0
07:10	0	2	1	0	0	0	0	0	0	1	0	0	0	7	2	0	13	0	1	1	0
07:15	0	3	0	0	0	0	0	0	0	1	0	0	0	9	1	0	14	0	1	1	1
07:20	0	8	0	0	0	0	0	0	1	2	0	0	0	18	1	0	30	0	0	2	0
07:25	2	5	1	0	0	0	0	0	1	2	0	0	0	9	0	0	20	0	0	0	0
07:30	0	2	1	0	0	0	0	0	1	1	0	1	0	20	2	0	27	0	3	3	0
07:35	0	8	0	0	0	0	0	0	0	3	0	0	0	11	4	0	26	0	0	3	2
07:40	0	2	1	0	0	0	0	0	1	1	0	0	0	19	2	0	26	0	0	0	1
07:45	0	4	1	0	0	0	0	0	3	7	0	0	0	14	5	0	34	0	0	2	0
07:50	0	13	0	0	0	0	0	0	2	2	0	0	0	19	2	0	38	1	0	4	0
07:55	0	2	4	1	0	0	0	0	0	8	0	0	0	28	6	0	48	0	4	8	4
08:00	0	6	0	0	0	0	0	0	2	4	0	0	0	27	3	0	42	0	0	0	1
08:05	0	6	2	0	0	0	0	0	1	5	0	0	0	32	5	1	51	0	2	2	3
08:10	0	3	1	1	0	0	0	0	3	2	0	0	0	24	2	0	35	0	1	1	0
08:15	0	7	0	0	0	0	0	0	0	4	0	0	0	18	4	0	33	0	0	3	2
08:20	0	2	1	0	0	0	0	0	1	3	0	0	0	19	3	0	29	0	2	1	1
08:25	0	4	1	1	0	0	0	0	2	1	0	0	0	16	3	1	27	0	0	8	0
08:30	0	4	0	0	0	0	0	0	0	1	0	0	0	16	3	1	24	1	5	2	1
08:35	1	11	0	0	0	0	0	0	2	2	0	0	0	16	0	0	32	0	0	0	0
08:40	1	7	2	0	0	0	0	0	2	2	0	0	0	11	3	0	28	1	0	1	1
08:45	1	5	1	0	0	0	0	0	1	0	0	0	0	13	0	0	21	0	1	0	2
08:50	1	10	1	0	0	0	0	0	2	6	0	0	0	10	3	0	33	0	1	2	0
08:55	0	8	1	0	0	0	0	0	5	5	0	0	0	10	3	0	32	0	1	3	0
Total Survey	7	127	19	3	0	0	0	1	31	66	0	1	0	403	60	3	713	3	22	48	19

15-Minute Interval Summary 7:00 AM to 9:00 AM

Interval Start Time	Northbound Main St				Southbound Main St				Eastbound 8th St				Westbound 8th St				Interval Total	Pedestrians Crosswalk			
	L	T	R	Bikes	L	T	R	Bikes	L	T	R	Bikes	L	T	R	Bikes		North	South	East	West
07:00	1	7	1	0	0	0	0	1	1	4	0	0	0	44	5	0	63	0	1	2	0
07:15	2	16	1	0	0	0	0	0	2	5	0	0	0	36	2	0	64	0	1	3	1
07:30	0	12	2	0	0	0	0	0	2	5	0	1	0	50	8	0	79	0	3	6	3
07:45	0	19	5	1	0	0	0	0	5	17	0	0	0	61	13	0	120	1	4	14	4
08:00	0	15	3	1	0	0	0	0	6	11	0	0	0	83	10	1	128	0	3	3	4
08:15	0	13	2	1	0	0	0	0	3	8	0	0	0	53	10	1	89	0	2	12	3
08:30	2	22	2	0	0	0	0	0	4	5	0	0	0	43	6	1	84	2	5	3	2
08:45	2	23	3	0	0	0	0	0	8	11	0	0	0	33	6	0	86	0	3	5	2
Total Survey	7	127	19	3	0	0	0	1	31	66	0	1	0	403	60	3	713	3	22	48	19

Peak Hour Summary 7:45 AM to 8:45 AM

By Approach	Northbound Main St				Southbound Main St				Eastbound 8th St				Westbound 8th St				Total	Pedestrians Crosswalk			
	In	Out	Total	Bikes	In	Out	Total	Bikes	In	Out	Total	Bikes	In	Out	Total	Bikes		North	South	East	West
Volume	83	0	83	3	0	126	126	0	59	242	301	0	279	53	332	3	421	3	14	32	13
%HV	28.9%				0.0%				5.1%				4.7%				9.5%				
PHF	0.80				0.00				0.67				0.69				0.75				

By Movement	Northbound Main St				Southbound Main St				Eastbound 8th St				Westbound 8th St				Total
	L	T	R	Total	L	T	R	Total	L	T	R	Total	L	T	R	Total	
Volume	2	69	12	83	0	0	0	0	18	41	0	59	0	240	39	279	421
%HV	0.0%	34.8%	0.0%	28.9%	0.0%	0.0%	0.0%	0.0%	11.1%	2.4%	0.0%	5.1%	0.0%	5.0%	2.6%	4.7%	9.5%
PHF	0.25	0.78	0.50	0.80	0.00	0.00	0.00	0.00	0.75	0.60	0.00	0.67	0.00	0.69	0.70	0.69	0.75

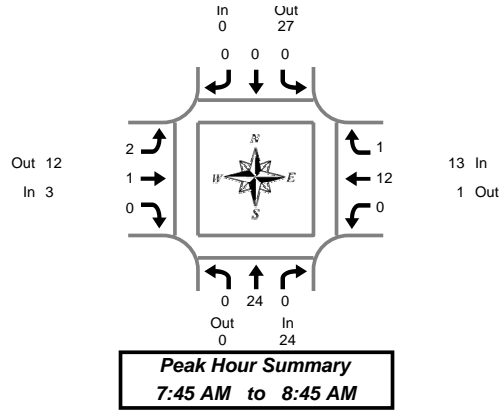
Rolling Hour Summary 7:00 AM to 9:00 AM

Interval Start Time	Northbound Main St				Southbound Main St				Eastbound 8th St				Westbound 8th St				Interval Total	Pedestrians Crosswalk			
	L	T	R	Bikes	L	T	R	Bikes	L	T	R	Bikes	L	T	R	Bikes		North	South	East	West
07:00	3	54	9	1	0	0	0	1	10	31	0	1	0	191	28	0	326	1	9	25	8
07:15	2	62	11	2	0	0	0	0	15	38	0	1	0	230	33	1	391	1	11	26	12
07:30	0	59	12	3	0	0	0	0	16	41	0	1	0	247	41	2	416	1	12	35	14
07:45	2	69	12	3	0	0	0	0	18	41	0	0	0	240	39	3	421	3	14	32	13
08:00	4	73	10	2	0	0	0	0	21	35	0	0	0	212	32	3	387	2	13	23	11

Heavy Vehicle Summary



Clay Carney
(503) 833-2740



Main St & 8th St

Thursday, June 02, 2005

7:00 AM to 9:00 AM

Heavy Vehicle 5-Minute Interval Summary 7:00 AM to 9:00 AM

Interval Start Time	Northbound Main St				Southbound Main St				Eastbound 8th St				Westbound 8th St				Interval Total
	L	T	R	Total	L	T	R	Total	L	T	R	Total	L	T	R	Total	
07:00	0	1	0	1	0	0	0	0	0	0	0	0	0	1	0	1	2
07:05	1	1	0	2	0	0	0	0	0	0	0	0	0	0	0	0	2
07:10	0	1	1	2	0	0	0	0	0	0	0	0	0	0	0	0	2
07:15	0	0	0	0	0	0	0	0	0	0	0	0	0	2	0	2	2
07:20	0	6	0	6	0	0	0	0	1	0	0	1	0	1	0	1	8
07:25	0	2	0	2	0	0	0	0	0	0	0	0	2	0	2	4	
07:30	0	0	0	0	0	0	0	0	0	0	0	0	3	0	3	3	
07:35	0	4	0	4	0	0	0	0	0	0	0	0	0	0	0	4	
07:40	0	0	0	0	0	0	0	0	0	0	0	0	0	0	0	0	
07:45	0	2	0	2	0	0	0	0	1	0	0	1	0	1	0	4	
07:50	0	5	0	5	0	0	0	0	0	0	0	0	1	1	2	7	
07:55	0	0	0	0	0	0	0	0	0	0	0	0	0	0	0	0	
08:00	0	3	0	3	0	0	0	0	0	1	0	1	0	2	0	6	
08:05	0	2	0	2	0	0	0	0	0	0	0	0	1	0	1	3	
08:10	0	1	0	1	0	0	0	0	0	0	0	0	2	0	2	3	
08:15	0	2	0	2	0	0	0	0	0	0	0	0	0	0	0	2	
08:20	0	1	0	1	0	0	0	0	0	0	0	0	0	0	0	1	
08:25	0	2	0	2	0	0	0	0	0	0	0	0	3	0	3	5	
08:30	0	1	0	1	0	0	0	0	0	0	0	0	1	0	1	2	
08:35	0	3	0	3	0	0	0	0	1	0	1	0	1	0	1	5	
08:40	0	2	0	2	0	0	0	0	0	0	0	0	0	0	0	2	
08:45	0	1	0	1	0	0	0	0	0	0	0	0	1	0	1	2	
08:50	0	5	0	5	0	0	0	0	0	0	0	0	0	0	0	5	
08:55	0	4	0	4	0	0	0	0	0	0	0	0	2	0	2	6	
Total Survey	1	49	1	51	0	0	0	0	3	1	0	4	0	24	1	25	80

Heavy Vehicle 15-Minute Interval Summary 7:00 AM to 9:00 AM

Interval Start Time	Northbound Main St				Southbound Main St				Eastbound 8th St				Westbound 8th St				Interval Total
	L	T	R	Total	L	T	R	Total	L	T	R	Total	L	T	R	Total	
07:00	1	3	1	5	0	0	0	0	0	0	0	0	1	0	1	6	
07:15	0	8	0	8	0	0	0	0	1	0	1	0	5	0	5	14	
07:30	0	4	0	4	0	0	0	0	0	0	0	0	3	0	3	7	
07:45	0	7	0	7	0	0	0	0	1	0	1	0	2	1	3	11	
08:00	0	6	0	6	0	0	0	0	0	1	1	0	5	0	5	12	
08:15	0	5	0	5	0	0	0	0	0	0	0	0	3	0	3	8	
08:30	0	6	0	6	0	0	0	0	1	0	1	0	2	0	2	9	
08:45	0	10	0	10	0	0	0	0	0	0	0	0	3	0	3	13	
Total Survey	1	49	1	51	0	0	0	0	3	1	0	4	0	24	1	25	80

Heavy Vehicle Peak Hour Summary 7:45 AM to 8:45 AM

By Approach	Northbound Main St			Southbound Main St			Eastbound 8th St			Westbound 8th St			Total
	In	Out	Total	In	Out	Total	In	Out	Total	In	Out	Total	
Volume	24	0	24	0	27	27	3	12	15	13	1	14	40
PHF	0.75			0.00			0.75			0.65			0.77

By Movement	Northbound Main St				Southbound Main St				Eastbound 8th St				Westbound 8th St				Total
	L	T	R	Total	L	T	R	Total	L	T	R	Total	L	T	R	Total	
Volume	0	24	0	24	0	0	0	0	2	1	0	3	0	12	1	13	40
PHF	0.00	0.75	0.00	0.75	0.00	0.00	0.00	0.00	0.50	0.25	0.00	0.75	0.00	0.60	0.25	0.65	0.77

Heavy Vehicle Rolling Hour Summary 7:00 AM to 9:00 AM

Interval Start Time	Northbound Main St				Southbound Main St				Eastbound 8th St				Westbound 8th St				Interval Total
	0	0	0	Total	0	0	0	Total	0	0	0	Total	0	0	0	Total	
07:00	1	22	1	24	0	0	0	0	2	0	0	2	0	11	1	12	38
07:15	0	25	0	25	0	0	0	0	2	1	0	3	0	15	1	16	44
07:30	0	22	0	22	0	0	0	0	1	1	0	2	0	13	1	14	38
07:45	0	24	0	24	0	0	0	0	2	1	0	3	0	12	1	13	40
08:00	0	27	0	27	0	0	0	0	1	1	0	2	0	13	0	13	42

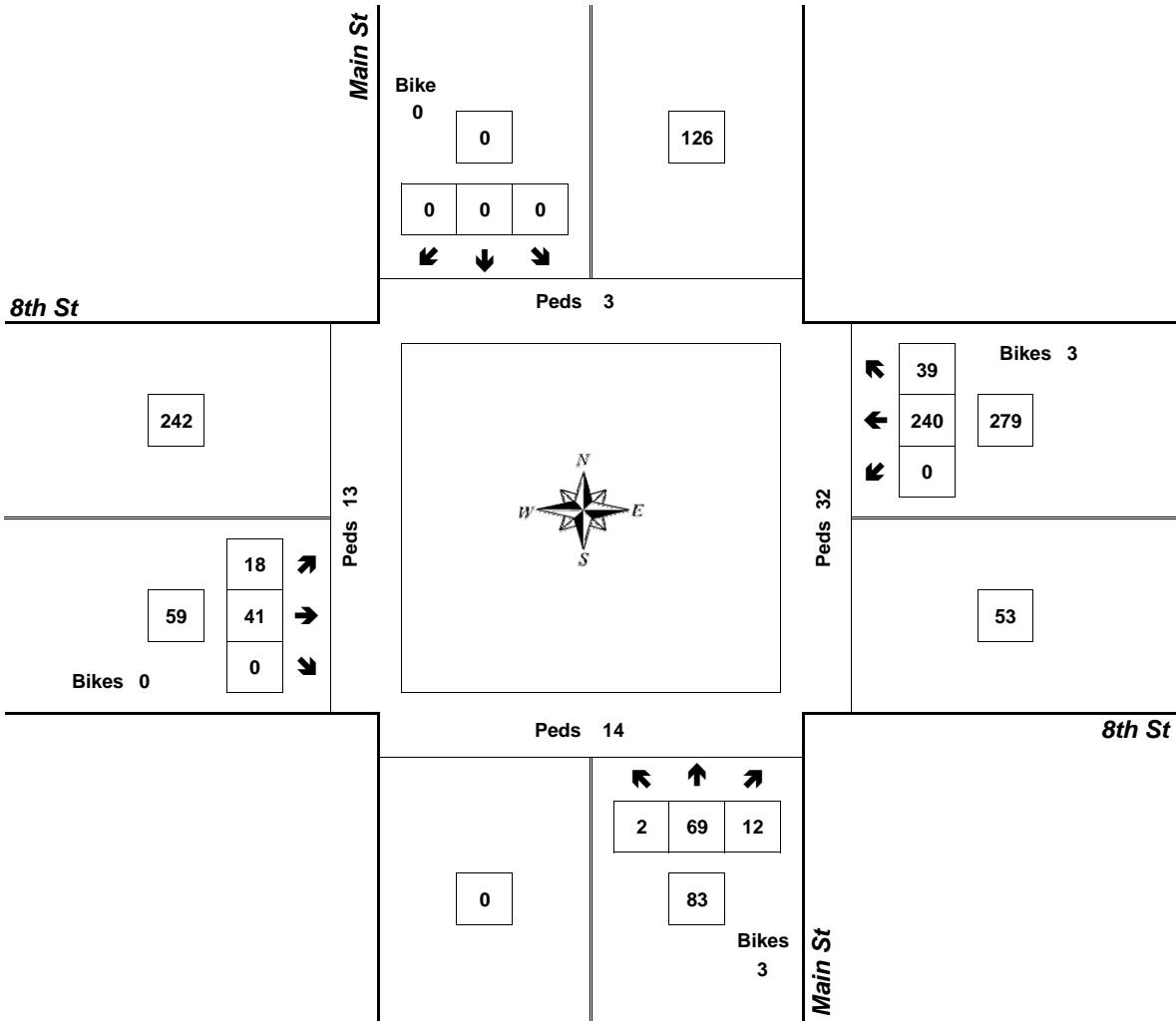
Peak Hour Summary



Clay Carney
(503) 833-2740

Main St & 8th St

7:45 AM to 8:45 AM
Thursday, June 02, 2005



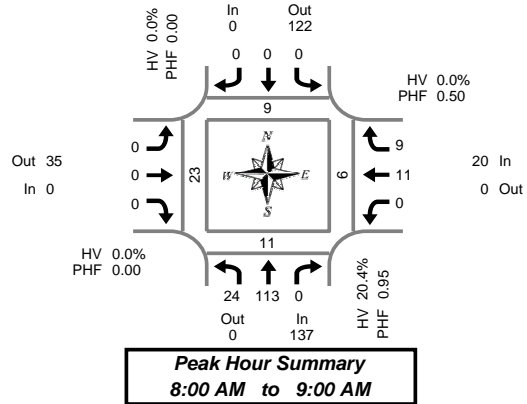
Approach	PHF	HV%	Volume
EB	0.67	5.1%	59
WB	0.69	4.7%	279
NB	0.80	28.9%	83
SB	0.00	0.0%	0
Intersection	0.75	9.5%	421

Count Period: 7:00 AM to 9:00 AM

Total Vehicle Summary



Clay Carney
(503) 833-2740



Main St & 9th St Thursday, June 02, 2005 7:00 AM to 9:00 AM

5-Minute Interval Summary 7:00 AM to 9:00 AM

Interval Start Time	Northbound Main St				Southbound Main St				Eastbound 9th St				Westbound 9th St				Interval Total	Pedestrians Crosswalk				
	L	T	R	Bikes	L	T	R	Bikes	L	T	R	Bikes	L	T	R	Bikes		North	South	East	West	
07:00	2	2	0	0	0	0	0	0	0	0	0	0	0	1	0	0	0	5	1	0	1	2
07:05	1	6	0	0	0	0	0	0	0	0	0	0	0	0	0	0	0	7	1	0	0	0
07:10	2	1	0	0	0	0	0	1	0	0	0	0	0	2	0	0	0	5	0	0	0	0
07:15	3	2	0	0	0	0	0	0	0	0	0	0	0	0	0	0	0	5	1	0	0	0
07:20	1	8	0	0	0	0	0	0	0	0	0	0	0	0	0	0	0	9	0	2	0	0
07:25	0	7	0	0	0	0	0	0	0	0	0	0	0	0	0	0	0	7	1	0	0	0
07:30	2	4	0	0	0	0	0	0	0	0	0	0	0	0	0	0	0	6	0	2	0	0
07:35	2	18	0	0	0	0	0	0	0	0	0	0	0	0	1	0	0	21	1	1	1	0
07:40	2	1	0	0	0	0	0	1	0	0	0	0	1	0	0	0	0	4	0	3	0	0
07:45	4	6	0	0	0	0	0	0	0	0	0	0	0	0	0	0	0	10	0	0	1	1
07:50	1	16	0	0	0	0	0	0	0	0	0	0	1	0	0	0	0	18	1	3	0	0
07:55	1	7	0	0	0	0	0	0	0	0	0	0	0	0	0	0	0	8	0	3	0	0
08:00	3	10	0	0	0	0	0	0	0	0	0	1	0	0	0	0	0	13	0	2	0	0
08:05	1	10	0	0	0	0	0	0	0	0	0	1	0	1	1	0	0	13	0	2	1	1
08:10	4	7	0	0	0	0	0	0	0	0	0	0	0	0	0	1	0	11	2	1	1	1
08:15	3	4	0	0	0	0	0	0	0	0	0	2	0	1	0	0	0	8	0	0	0	5
08:20	3	12	0	0	0	0	0	0	0	0	0	0	1	0	0	0	0	16	0	0	0	2
08:25	2	9	0	0	0	0	0	0	0	0	0	0	0	2	0	0	0	13	3	1	0	2
08:30	1	6	0	0	0	0	0	0	0	0	0	0	3	0	0	0	0	10	0	1	1	1
08:35	0	15	0	0	0	0	0	0	0	0	0	1	0	0	0	0	0	15	2	0	0	0
08:40	3	8	0	0	0	0	0	0	0	0	0	0	1	0	0	0	0	12	1	0	1	0
08:45	0	6	0	0	0	0	0	0	0	0	0	0	3	4	0	0	0	13	0	3	0	4
08:50	3	14	0	0	0	0	0	0	0	0	0	0	0	0	0	0	0	17	0	1	2	6
08:55	1	12	0	1	0	0	0	0	0	0	0	0	1	2	1	0	0	16	1	0	0	1
Total Survey	45	191	0	1	0	0	0	2	0	0	0	5	0	16	10	2	0	262	15	25	9	26

15-Minute Interval Summary 7:00 AM to 9:00 AM

Interval Start Time	Northbound Main St				Southbound Main St				Eastbound 9th St				Westbound 9th St				Interval Total	Pedestrians Crosswalk				
	L	T	R	Bikes	L	T	R	Bikes	L	T	R	Bikes	L	T	R	Bikes		North	South	East	West	
07:00	5	9	0	0	0	0	0	1	0	0	0	0	0	3	0	0	0	17	2	0	1	2
07:15	4	17	0	0	0	0	0	0	0	0	0	0	0	0	0	0	0	21	2	2	0	0
07:30	6	23	0	0	0	0	0	1	0	0	0	0	0	1	1	0	0	31	1	6	1	0
07:45	6	29	0	0	0	0	0	0	0	0	0	0	1	0	0	0	0	36	1	6	1	1
08:00	8	27	0	0	0	0	0	0	0	0	0	2	0	1	1	1	0	37	2	5	2	2
08:15	8	25	0	0	0	0	0	0	0	0	0	2	0	2	2	0	0	37	3	1	0	9
08:30	4	29	0	0	0	0	0	0	0	0	0	1	0	4	0	0	0	37	3	1	2	1
08:45	4	32	0	1	0	0	0	0	0	0	0	0	4	6	1	0	0	46	1	4	2	11
Total Survey	45	191	0	1	0	0	0	2	0	0	0	5	0	16	10	2	0	262	15	25	9	26

Peak Hour Summary 8:00 AM to 9:00 AM

By Approach	Northbound Main St				Southbound Main St				Eastbound 9th St				Westbound 9th St				Total	Pedestrians Crosswalk			
	In	Out	Total	Bikes	In	Out	Total	Bikes	In	Out	Total	Bikes	In	Out	Total	Bikes		North	South	East	West
Volume	137	0	137	1	0	122	122	0	0	35	35	5	20	0	20	2	157	9	11	6	23
%HV	20.4%				0.0%				0.0%				0.0%				17.8%				
PHF	0.95				0.00				0.00				0.50				0.85				

By Movement	Northbound Main St				Southbound Main St				Eastbound 9th St				Westbound 9th St				Total
	L	T	R	Total	L	T	R	Total	L	T	R	Total	L	T	R	Total	
Volume	24	113	0	137	0	0	0	0	0	0	0	0	0	11	9	20	157
%HV	0.0%	24.8%	0.0%	20.4%	0.0%	0.0%	0.0%	0.0%	0.0%	0.0%	0.0%	0.0%	0.0%	0.0%	0.0%	0.0%	17.8%
PHF	0.60	0.88	0.00	0.95	0.00	0.00	0.00	0.00	0.00	0.00	0.00	0.00	0.00	0.69	0.38	0.50	0.85

Rolling Hour Summary 7:00 AM to 9:00 AM

Interval Start Time	Northbound Main St				Southbound Main St				Eastbound 9th St				Westbound 9th St				Interval Total	Pedestrians Crosswalk				
	L	T	R	Bikes	L	T	R	Bikes	L	T	R	Bikes	L	T	R	Bikes		North	South	East	West	
07:00	21	78	0	0	0	0	0	2	0	0	0	0	0	5	1	0	0	105	6	14	3	3
07:15	24	96	0	0	0	0	0	1	0	0	0	2	0	3	2	1	0	125	6	19	4	3
07:30	28	104	0	0	0	0	0	1	0	0	0	4	0	5	4	1	0	141	7	18	4	12
07:45	26	110	0	0	0	0	0	0	0	0	0	5	0	8	3	1	0	147	9	13	5	13
08:00	24	113	0	1	0	0	0	0	0	0	0	5	0	11	9	2	0	157	9	11	6	23

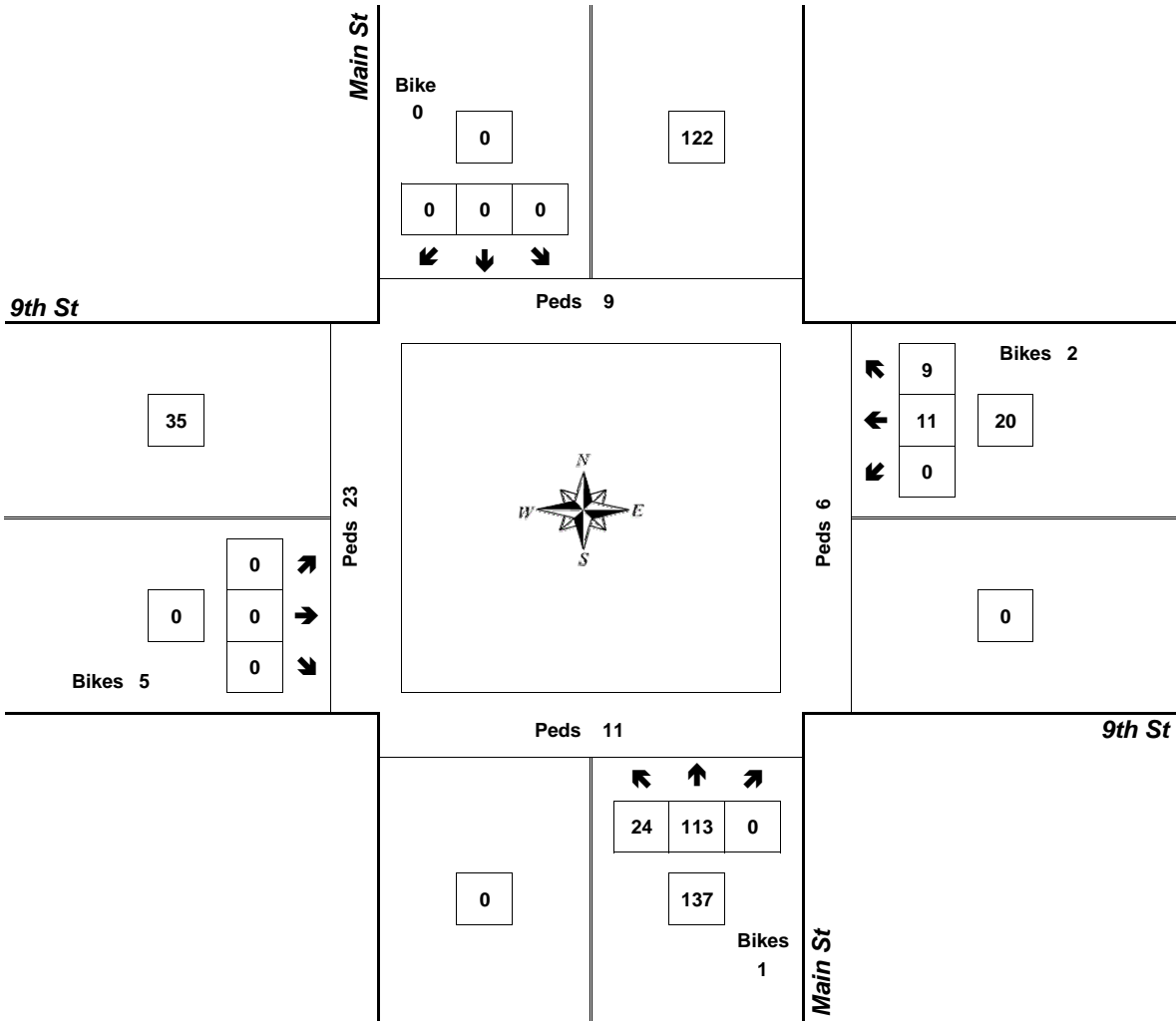
Peak Hour Summary



Clay Carney
(503) 833-2740

Main St & 9th St

8:00 AM to 9:00 AM
Thursday, June 02, 2005



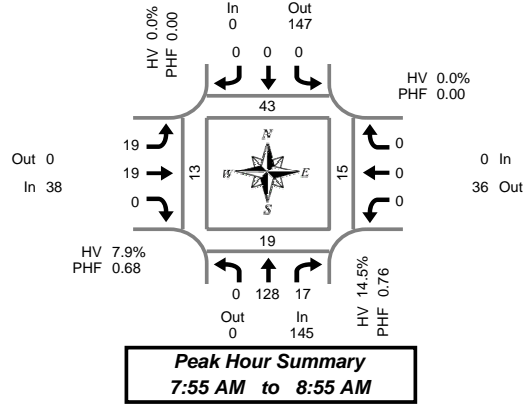
Approach	PHF	HV%	Volume
EB	0.00	0.0%	0
WB	0.50	0.0%	20
NB	0.95	20.4%	137
SB	0.00	0.0%	0
Intersection	0.85	17.8%	157

Count Period: 7:00 AM to 9:00 AM

Total Vehicle Summary



Clay Carney
(503) 833-2740



Main St & 11th St

Wednesday, June 01, 2005
7:00 AM to 9:00 AM

5-Minute Interval Summary

7:00 AM to 9:00 AM

Interval Start Time	Northbound Main St				Southbound Main St				Eastbound 11th St				Westbound 11th St				Interval Total	Pedestrians Crosswalk						
	L	T	R	Bikes	L	T	R	Bikes	L	T	R	Bikes	L	T	R	Bikes		North	South	East	West			
07:00	0	4	1	0	0	0	0	0	0	2	0	1	0	0	0	0	0	0	0	7	0	2	5	1
07:05	0	4	1	0	0	0	0	0	1	0	0	0	0	0	0	0	0	0	0	6	0	0	0	1
07:10	0	4	0	1	0	0	0	0	0	3	0	0	0	0	0	0	0	0	7	0	1	1	0	
07:15	0	5	1	0	0	0	0	0	1	1	0	0	0	0	0	0	0	0	8	2	0	0	0	
07:20	0	11	0	0	0	0	0	0	2	1	0	1	0	0	0	0	0	0	14	0	1	1	0	
07:25	0	5	0	0	0	0	0	0	1	0	0	0	0	0	0	0	0	0	6	0	0	2	1	
07:30	0	3	0	0	0	0	0	0	1	0	0	0	0	0	0	0	0	0	4	2	0	3	0	
07:35	0	6	1	0	0	0	0	0	0	3	0	0	0	0	0	0	0	0	10	4	1	2	2	
07:40	0	9	2	0	0	0	0	0	1	1	0	0	0	0	0	0	0	0	13	0	2	1	1	
07:45	0	15	4	0	0	0	0	1	3	1	0	0	0	0	0	0	0	0	23	5	1	1	1	
07:50	0	10	0	0	0	0	0	0	3	1	0	0	0	0	0	0	0	0	14	3	1	0	2	
07:55	0	10	2	1	0	0	0	1	5	1	0	0	0	0	0	0	0	0	18	4	1	0	0	
08:00	0	17	0	0	0	0	0	1	1	3	0	0	0	0	0	0	0	0	21	9	4	0	1	
08:05	0	12	1	0	0	0	0	1	1	3	0	0	0	0	0	0	0	0	17	2	4	0	1	
08:10	0	8	1	0	0	0	0	1	1	1	0	0	0	0	0	0	0	0	11	7	2	2	1	
08:15	0	7	0	1	0	0	0	0	2	1	0	0	0	0	0	0	0	0	10	3	2	2	1	
08:20	0	9	3	1	0	0	0	0	0	5	0	0	0	0	0	0	0	0	17	2	1	1	0	
08:25	0	9	1	0	0	0	0	0	0	0	0	0	0	0	0	0	0	0	10	2	0	0	1	
08:30	0	6	2	0	0	0	0	0	2	0	0	1	0	0	0	0	0	0	10	4	3	3	1	
08:35	0	7	2	0	0	0	0	0	0	1	0	1	0	0	0	0	0	0	10	3	1	1	2	
08:40	0	10	1	0	0	0	0	0	1	2	0	0	0	0	0	0	0	1	14	4	1	3	2	
08:45	0	19	0	0	0	0	0	0	2	1	0	0	0	0	0	0	0	0	22	2	0	2	2	
08:50	0	14	4	0	0	0	0	1	4	1	0	0	0	0	0	0	0	0	23	1	0	1	1	
08:55	0	14	1	0	0	0	0	0	2	0	0	0	0	0	0	0	0	1	17	0	0	3	0	
Total Survey	0	218	28	4	0	0	0	6	34	32	0	4	0	0	0	2	312	59	28	34	22			

15-Minute Interval Summary

7:00 AM to 9:00 AM

Interval Start Time	Northbound Main St				Southbound Main St				Eastbound 11th St				Westbound 11th St				Interval Total	Pedestrians Crosswalk			
	L	T	R	Bikes	L	T	R	Bikes	L	T	R	Bikes	L	T	R	Bikes		North	South	East	West
07:00	0	12	2	1	0	0	0	0	1	5	0	1	0	0	0	0	20	0	3	6	2
07:15	0	21	1	0	0	0	0	0	4	2	0	1	0	0	0	0	28	2	1	3	1
07:30	0	18	3	0	0	0	0	0	2	4	0	0	0	0	0	0	27	6	3	6	3
07:45	0	35	6	1	0	0	0	2	11	3	0	0	0	0	0	0	55	12	3	1	3
08:00	0	37	2	0	0	0	0	3	3	7	0	0	0	0	0	0	49	18	10	2	3
08:15	0	25	4	2	0	0	0	0	2	6	0	0	0	0	0	0	37	7	3	3	2
08:30	0	23	5	0	0	0	0	0	3	3	0	2	0	0	0	1	34	11	5	7	5
08:45	0	47	5	0	0	0	0	1	8	2	0	0	0	0	0	1	62	3	0	6	3
Total Survey	0	218	28	4	0	0	0	6	34	32	0	4	0	0	0	2	312	59	28	34	22

Peak Hour Summary

7:55 AM to 8:55 AM

By Approach	Northbound Main St				Southbound Main St				Eastbound 11th St				Westbound 11th St				Total	Pedestrians Crosswalk			
	In	Out	Total	Bikes	In	Out	Total	Bikes	In	Out	Total	Bikes	In	Out	Total	Bikes		North	South	East	West
Volume	145	0	145	3	0	147	147	5	38	0	38	2	0	36	36	1	183	43	19	15	13
%HV	14.5%				0.0%				7.9%				0.0%				13.1%				
PHF	0.76				0.00				0.68				0.00				0.78				

By Movement	Northbound Main St				Southbound Main St				Eastbound 11th St				Westbound 11th St				Total
	L	T	R	Total	L	T	R	Total	L	T	R	Total	L	T	R	Total	
Volume	0	128	17	145	0	0	0	0	19	19	0	38	0	0	0	0	183
%HV	0.0%	15.6%	5.9%	14.5%	0.0%	0.0%	0.0%	0.0%	0.0%	15.8%	0.0%	7.9%	0.0%	0.0%	0.0%	0.0%	13.1%
PHF	0.00	0.74	0.71	0.76	0.00	0.00	0.00	0.00	0.68	0.68	0.00	0.68	0.00	0.00	0.00	0.00	0.78

Rolling Hour Summary

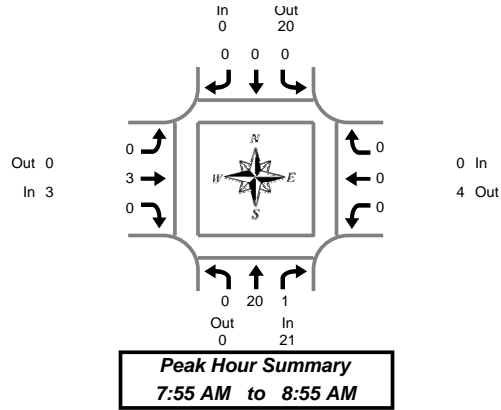
7:00 AM to 9:00 AM

Interval Start Time	Northbound Main St				Southbound Main St				Eastbound 11th St				Westbound 11th St				Interval Total	Pedestrians Crosswalk			
	L	T	R	Bikes	L	T	R	Bikes	L	T	R	Bikes	L	T	R	Bikes		North	South	East	West
07:00	0	86	12	2	0	0	0	2	18	14	0	2	0	0	0	0	130	20	10	16	9
07:15	0	111	12	1	0	0	0	5	20	16	0	1	0	0	0	0	159	38	17	12	10
07:30	0	115	15	3	0	0	0	5	18	20	0	0	0	0	0	0	168	43	19	12	11
07:45	0	120	17	3	0	0	0	5	19	19	0	2	0	0	0	1	175	48	21	13	13
08:00	0	132	16	2	0	0	0	4	16	18	0	2	0	0	0	2	182	39	18	18	13

Heavy Vehicle Summary



Clay Carney
(503) 833-2740



Main St & 11th St

Wednesday, June 01, 2005

7:00 AM to 9:00 AM

Heavy Vehicle 5-Minute Interval Summary 7:00 AM to 9:00 AM

Interval Start Time	Northbound Main St				Southbound Main St				Eastbound 11th St				Westbound 11th St				Interval Total	
	L	T	R	Total	L	T	R	Total	L	T	R	Total	L	T	R	Total		
07:00	0	1	0	1	0	0	0	0	0	0	0	0	0	0	0	0	0	1
07:05	0	2	0	2	0	0	0	0	0	0	0	0	0	0	0	0	0	2
07:10	0	1	0	1	0	0	0	0	0	0	0	0	0	0	0	0	0	1
07:15	0	1	0	1	0	0	0	0	0	0	0	0	0	0	0	0	0	1
07:20	0	4	0	4	0	0	0	0	0	0	0	0	0	0	0	0	0	4
07:25	0	1	0	1	0	0	0	0	0	0	0	0	0	0	0	0	0	1
07:30	0	1	0	1	0	0	0	0	0	0	0	0	0	0	0	0	0	1
07:35	0	2	0	2	0	0	0	0	0	0	0	0	0	0	0	0	0	2
07:40	0	2	0	2	0	0	0	0	0	0	0	0	0	0	0	0	0	2
07:45	0	0	0	0	0	0	0	0	0	0	0	0	0	0	0	0	0	0
07:50	0	4	0	4	0	0	0	0	0	0	0	0	0	0	0	0	0	4
07:55	0	2	0	2	0	0	0	0	0	1	0	1	0	0	0	0	0	3
08:00	0	1	0	1	0	0	0	0	0	1	0	1	0	0	0	0	0	2
08:05	0	2	0	2	0	0	0	0	0	0	0	0	0	0	0	0	0	2
08:10	0	1	0	1	0	0	0	0	0	0	0	0	0	0	0	0	0	1
08:15	0	1	0	1	0	0	0	0	0	0	0	0	0	0	0	0	0	1
08:20	0	3	0	3	0	0	0	0	0	1	0	1	0	0	0	0	0	4
08:25	0	3	0	3	0	0	0	0	0	0	0	0	0	0	0	0	0	3
08:30	0	1	1	2	0	0	0	0	0	0	0	0	0	0	0	0	0	2
08:35	0	1	0	1	0	0	0	0	0	0	0	0	0	0	0	0	0	1
08:40	0	2	0	2	0	0	0	0	0	0	0	0	0	0	0	0	0	2
08:45	0	1	0	1	0	0	0	0	0	0	0	0	0	0	0	0	0	1
08:50	0	2	0	2	0	0	0	0	0	0	0	0	0	0	0	0	0	2
08:55	0	3	0	3	0	0	0	0	0	0	0	0	0	0	0	0	0	3
Total Survey	0	42	1	43	0	0	0	0	0	3	0	3	0	0	0	0	0	46

Heavy Vehicle 15-Minute Interval Summary 7:00 AM to 9:00 AM

Interval Start Time	Northbound Main St				Southbound Main St				Eastbound 11th St				Westbound 11th St				Interval Total	
	L	T	R	Total	L	T	R	Total	L	T	R	Total	L	T	R	Total		
07:00	0	4	0	4	0	0	0	0	0	0	0	0	0	0	0	0	0	4
07:15	0	6	0	6	0	0	0	0	0	0	0	0	0	0	0	0	0	6
07:30	0	5	0	5	0	0	0	0	0	0	0	0	0	0	0	0	0	5
07:45	0	6	0	6	0	0	0	0	0	1	0	1	0	0	0	0	0	7
08:00	0	4	0	4	0	0	0	0	0	1	0	1	0	0	0	0	0	5
08:15	0	7	0	7	0	0	0	0	0	1	0	1	0	0	0	0	0	8
08:30	0	4	1	5	0	0	0	0	0	0	0	0	0	0	0	0	0	5
08:45	0	6	0	6	0	0	0	0	0	0	0	0	0	0	0	0	0	6
Total Survey	0	42	1	43	0	0	0	0	0	3	0	3	0	0	0	0	0	46

Heavy Vehicle Peak Hour Summary 7:55 AM to 8:55 AM

By Approach	Northbound Main St			Southbound Main St			Eastbound 11th St			Westbound 11th St			Total
	In	Out	Total	In	Out	Total	In	Out	Total	In	Out	Total	
Volume	21	0	21	0	20	20	3	0	3	0	4	4	24
PHF	0.66			0.00			0.38			0.00			0.67

By Movement	Northbound Main St				Southbound Main St				Eastbound 11th St				Westbound 11th St				Total	
	L	T	R	Total	L	T	R	Total	L	T	R	Total	L	T	R	Total		
Volume	0	20	1	21	0	0	0	0	0	3	0	3	0	0	0	0	0	24
PHF	0.00	0.71	0.25	0.66	0.00	0.00	0.00	0.00	0.00	0.38	0.00	0.38	0.00	0.00	0.00	0.00	0.00	0.67

Heavy Vehicle Rolling Hour Summary 7:00 AM to 9:00 AM

Interval Start Time	Northbound Main St				Southbound Main St				Eastbound 11th St				Westbound 11th St				Interval Total	
	L	T	R	Total	L	T	R	Total	L	T	R	Total	L	T	R	Total		
07:00	0	21	0	21	0	0	0	0	0	1	0	1	0	0	0	0	0	22
07:15	0	21	0	21	0	0	0	0	0	2	0	2	0	0	0	0	0	23
07:30	0	22	0	22	0	0	0	0	0	3	0	3	0	0	0	0	0	25
07:45	0	21	1	22	0	0	0	0	0	3	0	3	0	0	0	0	0	25
08:00	0	21	1	22	0	0	0	0	0	2	0	2	0	0	0	0	0	24

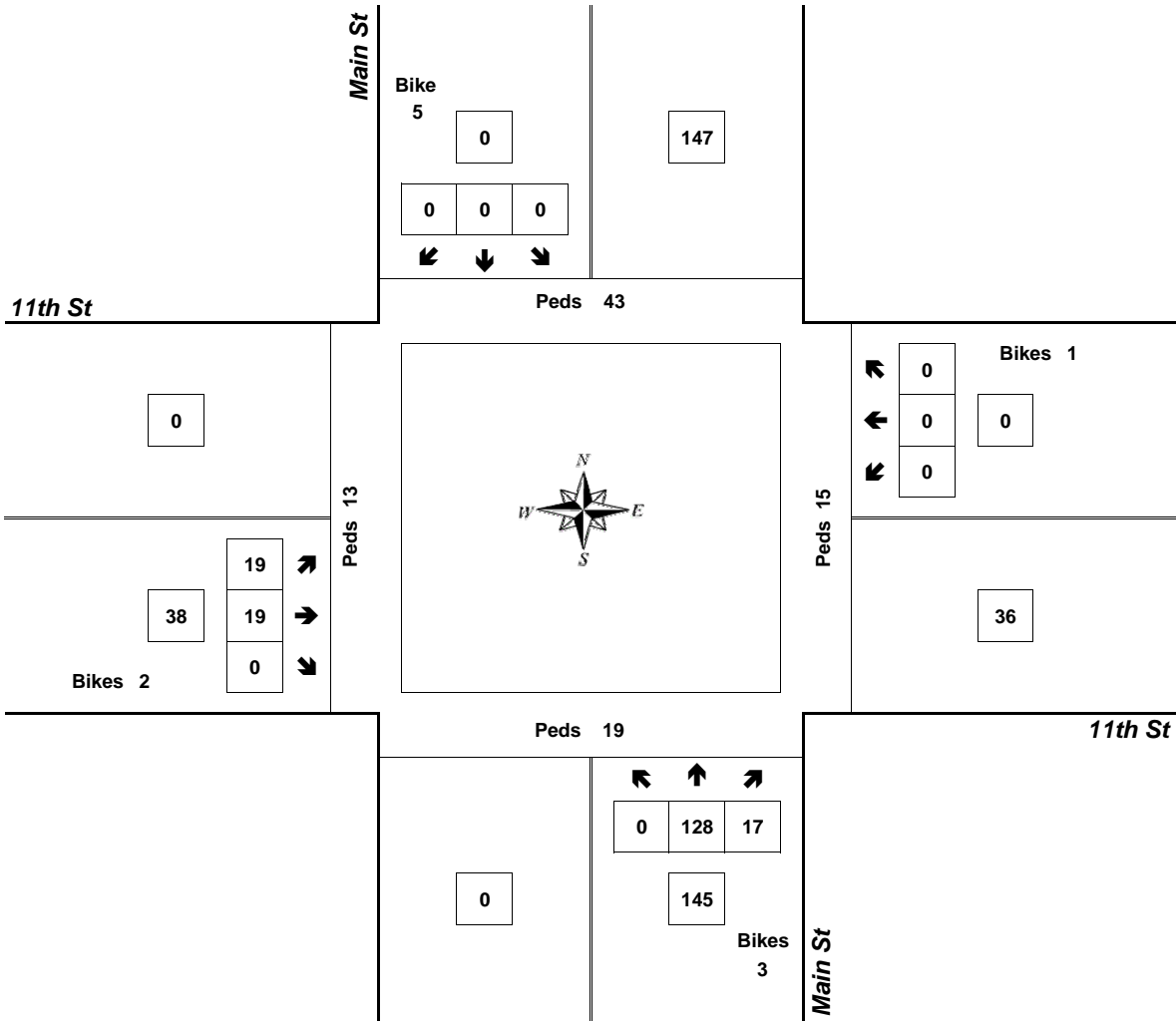
Peak Hour Summary



Clay Carney
(503) 833-2740

Main St & 11th St

7:55 AM to 8:55 AM
Wednesday, June 01, 2005



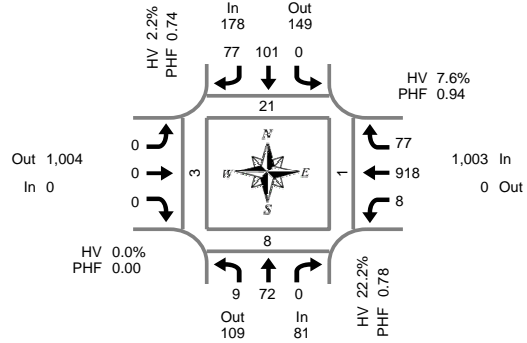
Approach	PHF	HV%	Volume
EB	0.68	7.9%	38
WB	0.00	0.0%	0
NB	0.76	14.5%	145
SB	0.00	0.0%	0
Intersection	0.78	13.1%	183

Count Period: 7:00 AM to 9:00 AM

Total Vehicle Summary



Clay Carney
(503) 833-2740



**Peak Hour Summary
7:45 AM to 8:45 AM**

Main St & 15th St

Thursday, May 26, 2005
7:00 AM to 9:00 AM

5-Minute Interval Summary 7:00 AM to 8:50 AM

Interval Start Time	Northbound Main St				Southbound Main St				Eastbound 15th St				Westbound 15th St				Interval Total	Pedestrians Crosswalk			
	L	T	R	Bikes	L	T	R	Bikes	L	T	R	Bikes	L	T	R	Bikes		North	South	East	West
07:00	0	6	0	2	0	45	29	0	0	0	0	0	2	106	7	0	195	2	0	1	0
07:15	3	9	0	0	0	39	21	0	0	0	0	0	0	123	7	0	202	3	0	0	2
07:30	3	6	0	1	0	40	14	1	0	0	0	1	4	186	4	0	257	3	2	1	0
07:45	2	15	0	0	0	34	26	0	0	0	0	1	1	249	13	0	340	8	2	0	0
08:00	1	17	0	0	0	35	18	0	0	0	0	1	1	236	23	0	331	5	2	0	1
08:15	4	16	0	1	0	16	16	0	0	0	0	2	1	191	20	0	265	3	1	1	0
08:30	2	24	0	1	0	16	17	1	0	0	0	4	2	242	21	1	326	5	3	0	2
08:45	3	25	0	0	0	21	10	0	0	0	0	10	2	226	19	0	314	5	4	1	2
Total Survey	18	118	0	5	0	246	151	2	0	0	0	1	24	1,559	114	1	2,230	34	14	4	7

15-Minute Interval Summary 7:00 AM to 9:00 AM

Interval Start Time	Northbound Main St				Southbound Main St				Eastbound 15th St				Westbound 15th St				Interval Total	Pedestrians Crosswalk			
	L	T	R	Bikes	L	T	R	Bikes	L	T	R	Bikes	L	T	R	Bikes		North	South	East	West
07:00	0	6	0	2	0	45	29	0	0	0	0	0	2	106	7	0	195	2	0	1	0
07:15	3	9	0	0	0	39	21	0	0	0	0	0	0	123	7	0	202	3	0	0	2
07:30	3	6	0	1	0	40	14	1	0	0	0	1	4	186	4	0	257	3	2	1	0
07:45	2	15	0	0	0	34	26	0	0	0	0	1	1	249	13	0	340	8	2	0	0
08:00	1	17	0	0	0	35	18	0	0	0	0	1	1	236	23	0	331	5	2	0	1
08:15	4	16	0	1	0	16	16	0	0	0	0	2	1	191	20	0	265	3	1	1	0
08:30	2	24	0	1	0	16	17	1	0	0	0	4	2	242	21	1	326	5	3	0	2
08:45	3	25	0	0	0	21	10	0	0	0	0	10	2	226	19	0	314	5	4	1	2
Total Survey	18	118	0	5	0	246	151	2	0	0	0	1	24	1,559	114	1	2,230	34	14	4	7

Peak Hour Summary 7:45 AM to 8:45 AM

By Approach	Northbound Main St				Southbound Main St				Eastbound 15th St				Westbound 15th St				Total	Pedestrians Crosswalk			
	In	Out	Total	Bikes	In	Out	Total	Bikes	In	Out	Total	Bikes	In	Out	Total	Bikes		North	South	East	West
Volume	81	109	190	2	178	149	327	1	0	1,004	1,004	0	1,003	0	1,003	1	1,262	21	8	1	3
%HV	22.2%				2.2%				0.0%				7.6%				7.8%				
PHF	0.78				0.74				0.00				0.94				0.93				

By Movement	Northbound Main St				Southbound Main St				Eastbound 15th St				Westbound 15th St				Total
	L	T	R	Total	L	T	R	Total	L	T	R	Total	L	T	R	Total	
Volume	9	72	0	81	0	101	77	178	0	0	0	0	8	918	77	1,003	1,262
%HV	44.4%	19.4%	0.0%	22.2%	0.0%	1.0%	3.9%	2.2%	0.0%	0.0%	0.0%	0.0%	12.5%	7.7%	5.2%	7.6%	7.8%
PHF	0.56	0.75	0.00	0.78	0.00	0.72	0.74	0.74	0.00	0.00	0.00	0.00	0.50	0.92	0.84	0.94	0.93

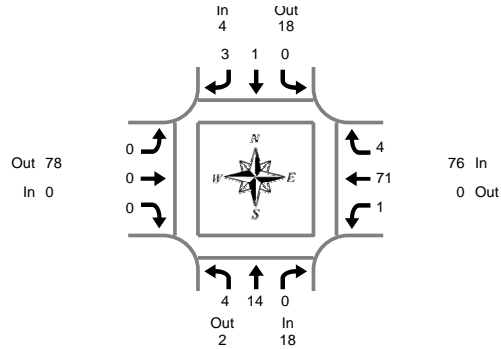
Rolling Hour Summary 7:00 AM to 9:00 AM

Interval Start Time	Northbound Main St				Southbound Main St				Eastbound 15th St				Westbound 15th St				Interval Total	Pedestrians Crosswalk			
	L	T	R	Bikes	L	T	R	Bikes	L	T	R	Bikes	L	T	R	Bikes		North	South	East	West
07:00	8	36	0	3	0	158	90	1	0	0	0	1	7	664	31	0	994	16	4	2	2
07:15	9	47	0	1	0	148	79	1	0	0	0	1	6	794	47	0	1,130	19	6	1	3
07:30	10	54	0	2	0	125	74	1	0	0	0	1	8	862	60	0	1,193	19	7	2	1
07:45	9	72	0	2	0	101	77	1	0	0	0	0	8	918	77	1	1,262	21	8	1	3
08:00	10	82	0	2	0	88	61	1	0	0	0	0	17	895	83	1	1,236	18	10	2	5

Heavy Vehicle Summary



Clay Carney
(503) 833-2740



Main St & 15th St

Thursday, May 26, 2005
7:00 AM to 9:00 AM

Peak Hour Summary
7:45 AM to 8:45 AM

Heavy Vehicle 5-Minute Interval Summary 7:00 AM to 8:50 AM

Interval Start Time	Northbound Main St				Southbound Main St				Eastbound 15th St				Westbound 15th St				Interval Total
	L	T	R	Total	L	T	R	Total	L	T	R	Total	L	T	R	Total	
07:00	0	2	0	2	0	3	0	3	0	0	0	0	0	14	1	15	20
07:15	2	4	0	6	0	0	0	0	0	0	0	0	0	14	1	15	21
07:30	0	3	0	3	0	2	0	2	0	0	0	0	1	27	0	28	33
07:45	2	4	0	6	0	1	0	1	0	0	0	0	0	13	0	13	20
08:00	0	2	0	2	0	0	0	0	0	0	0	0	0	22	2	24	26
08:15	2	3	0	5	0	0	3	3	0	0	0	0	0	15	1	16	24
08:30	0	5	0	5	0	0	0	0	0	0	0	0	1	21	1	23	28
08:45	2	5	0	7	0	0	0	0	0	0	0	0	0	15	0	15	22
	0	0	0	0	0	0	0	0	0	0	0	0	0	0	0	0	0
	0	0	0	0	0	0	0	0	0	0	0	0	0	0	0	0	0
	0	0	0	0	0	0	0	0	0	0	0	0	0	0	0	0	0
	0	0	0	0	0	0	0	0	0	0	0	0	0	0	0	0	0
	0	0	0	0	0	0	0	0	0	0	0	0	0	0	0	0	0
	0	0	0	0	0	0	0	0	0	0	0	0	0	0	0	0	0
	0	0	0	0	0	0	0	0	0	0	0	0	0	0	0	0	0
	0	0	0	0	0	0	0	0	0	0	0	0	0	0	0	0	0
	0	0	0	0	0	0	0	0	0	0	0	0	0	0	0	0	0
	0	0	0	0	0	0	0	0	0	0	0	0	0	0	0	0	0
	0	0	0	0	0	0	0	0	0	0	0	0	0	0	0	0	0
	0	0	0	0	0	0	0	0	0	0	0	0	0	0	0	0	0
	0	0	0	0	0	0	0	0	0	0	0	0	0	0	0	0	0
	0	0	0	0	0	0	0	0	0	0	0	0	0	0	0	0	0
	0	0	0	0	0	0	0	0	0	0	0	0	0	0	0	0	0
	0	0	0	0	0	0	0	0	0	0	0	0	0	0	0	0	0
	0	0	0	0	0	0	0	0	0	0	0	0	0	0	0	0	0
Total Survey	8	28	0	36	0	6	3	9	0	0	0	0	2	141	6	149	194

Heavy Vehicle 15-Minute Interval Summary 7:00 AM to 9:00 AM

Interval Start Time	Northbound Main St				Southbound Main St				Eastbound 15th St				Westbound 15th St				Interval Total
	L	T	R	Total	L	T	R	Total	L	T	R	Total	L	T	R	Total	
07:00	0	2	0	2	0	3	0	3	0	0	0	0	0	14	1	15	20
07:15	2	4	0	6	0	0	0	0	0	0	0	0	0	14	1	15	21
07:30	0	3	0	3	0	2	0	2	0	0	0	0	1	27	0	28	33
07:45	2	4	0	6	0	1	0	1	0	0	0	0	0	13	0	13	20
08:00	0	2	0	2	0	0	0	0	0	0	0	0	0	22	2	24	26
08:15	2	3	0	5	0	0	3	3	0	0	0	0	0	15	1	16	24
08:30	0	5	0	5	0	0	0	0	0	0	0	0	1	21	1	23	28
08:45	2	5	0	7	0	0	0	0	0	0	0	0	0	15	0	15	22
Total Survey	8	28	0	36	0	6	3	9	0	0	0	0	2	141	6	149	194

Heavy Vehicle Peak Hour Summary 7:45 AM to 8:45 AM

By Approach	Northbound Main St			Southbound Main St			Eastbound 15th St			Westbound 15th St			Total
	In	Out	Total	In	Out	Total	In	Out	Total	In	Out	Total	
Volume	18	2	20	4	18	22	0	78	78	76	0	76	98
PHF	0.26			0.20			0.00			0.29			0.31

By Movement	Northbound Main St				Southbound Main St				Eastbound 15th St				Westbound 15th St				Total
	L	T	R	Total	L	T	R	Total	L	T	R	Total	L	T	R	Total	
Volume	4	14	0	18	0	1	3	4	0	0	0	0	1	71	4	76	98
PHF	0.25	0.27	0.00	0.26	0.00	0.05	0.25	0.20	0.00	0.00	0.00	0.00	0.25	0.29	0.25	0.29	0.31

Heavy Vehicle Rolling Hour Summary 7:00 AM to 9:00 AM

Interval Start Time	Northbound Main St				Southbound Main St				Eastbound 15th St				Westbound 15th St				Interval Total
	L	T	R	Total	L	T	R	Total	L	T	R	Total	L	T	R	Total	
07:00	4	13	0	17	0	6	0	6	0	0	0	0	1	68	2	71	94
07:15	4	13	0	17	0	3	0	3	0	0	0	0	1	76	3	80	100
07:30	4	12	0	16	0	3	3	6	0	0	0	0	1	77	3	81	103
07:45	4	14	0	18	0	1	3	4	0	0	0	0	1	71	4	76	98
08:00	4	15	0	19	0	0	3	3	0	0	0	0	1	73	4	78	100

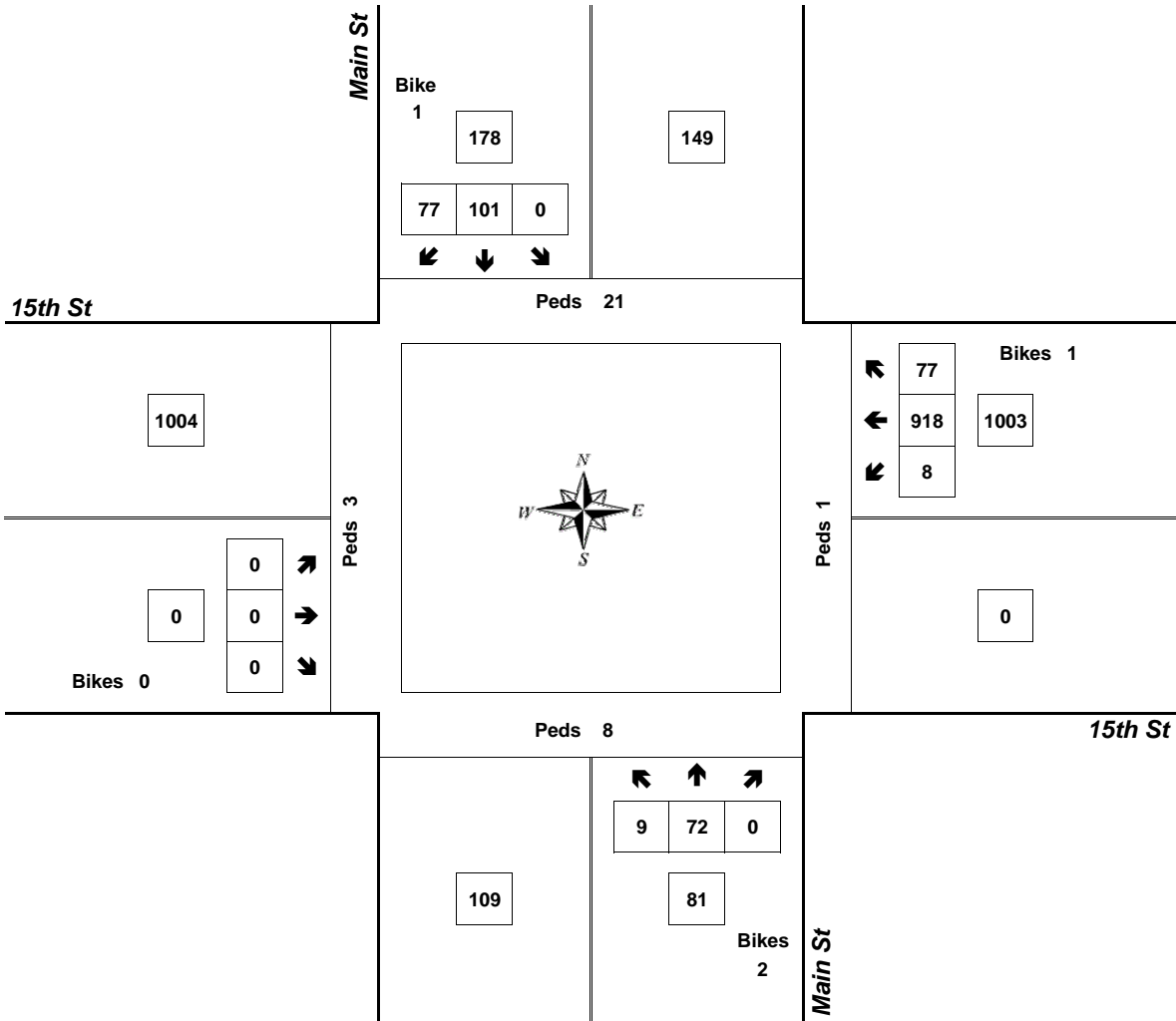
Peak Hour Summary



Clay Carney
(503) 833-2740

Main St & 15th St

7:45 AM to 8:45 AM
Thursday, May 26, 2005



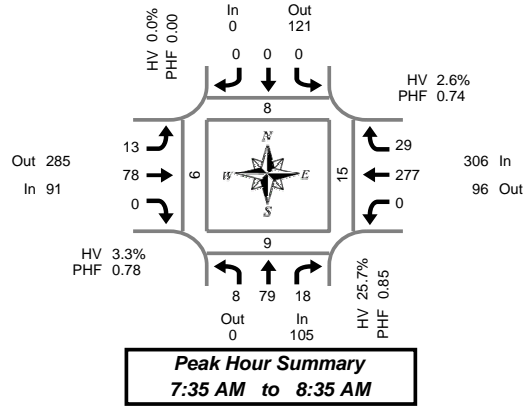
Approach	PHF	HV%	Volume
EB	0.00	0.0%	0
WB	0.94	7.6%	1,003
NB	0.78	22.2%	81
SB	0.74	2.2%	178
Intersection	0.93	7.8%	1,262

Count Period: 7:00 AM to 9:00 AM

Total Vehicle Summary



Clay Carney
(503) 833-2740



Main St & Evergreen Blvd

Thursday, June 02, 2005
7:00 AM to 9:00 AM

5-Minute Interval Summary

7:00 AM to 9:00 AM

Interval Start Time	Northbound Main St				Southbound Main St				Eastbound Evergreen Blvd				Westbound Evergreen Blvd				Interval Total	Pedestrians Crosswalk			
	L	T	R	Bikes	L	T	R	Bikes	L	T	R	Bikes	L	T	R	Bikes		North	South	East	West
07:00	0	2	1	0	0	0	0	0	0	2	0	0	0	12	1	0	18	0	0	0	1
07:05	0	4	1	0	0	0	0	0	0	1	0	0	0	13	2	0	21	0	0	1	0
07:10	0	1	0	1	0	0	0	0	1	2	0	0	0	12	2	1	18	0	0	0	0
07:15	0	1	0	0	0	0	0	1	0	3	0	0	0	11	0	0	15	1	1	1	0
07:20	0	6	1	0	0	0	0	0	1	2	0	0	0	12	1	0	23	1	1	1	0
07:25	0	6	0	0	0	0	0	0	2	4	0	0	0	18	1	1	31	0	0	1	0
07:30	0	3	1	0	0	0	0	0	1	4	0	0	0	13	1	0	23	0	2	0	1
07:35	1	10	3	0	0	0	0	0	1	9	0	0	0	16	2	0	42	0	1	0	1
07:40	0	2	0	0	0	0	0	0	0	8	0	0	0	24	1	0	35	3	0	3	1
07:45	0	4	1	0	0	0	0	0	0	9	0	0	0	20	1	0	35	0	2	0	0
07:50	0	13	3	0	0	0	0	0	0	5	0	0	0	21	3	0	45	0	0	1	0
07:55	0	5	1	1	0	0	0	0	1	5	0	0	0	30	4	0	46	0	0	3	0
08:00	0	9	0	0	0	0	0	0	3	11	0	0	0	29	4	0	56	0	0	2	0
08:05	0	8	4	0	0	0	0	0	1	6	0	0	0	34	2	0	55	0	0	0	0
08:10	0	5	1	0	0	0	0	0	5	3	0	0	0	30	3	0	47	1	0	1	0
08:15	0	4	0	0	0	0	0	0	1	8	0	0	0	29	4	0	46	0	0	1	0
08:20	5	8	1	0	0	0	0	0	0	3	0	0	0	14	5	0	36	1	0	1	2
08:25	2	6	3	0	0	0	0	1	1	7	0	0	0	13	0	1	32	3	2	3	0
08:30	0	5	1	0	0	0	0	0	0	4	0	0	0	17	0	0	27	0	4	0	2
08:35	0	8	4	0	0	0	0	0	1	7	0	2	0	17	2	0	39	0	0	1	0
08:40	1	4	0	0	0	0	0	0	1	4	0	0	0	14	1	0	25	0	0	0	0
08:45	1	5	4	0	0	0	0	0	2	4	0	0	0	18	1	2	35	0	0	0	1
08:50	0	13	2	0	0	0	0	0	3	5	0	0	0	16	2	0	41	0	0	0	0
08:55	0	11	1	1	0	0	0	1	1	4	0	0	0	17	5	0	39	0	1	0	0
Total Survey	10	143	33	3	0	0	0	3	26	120	0	2	0	450	48	5	830	10	14	20	9

15-Minute Interval Summary

7:00 AM to 9:00 AM

Interval Start Time	Northbound Main St				Southbound Main St				Eastbound Evergreen Blvd				Westbound Evergreen Blvd				Interval Total	Pedestrians Crosswalk			
	L	T	R	Bikes	L	T	R	Bikes	L	T	R	Bikes	L	T	R	Bikes		North	South	East	West
07:00	0	7	2	1	0	0	0	0	1	5	0	0	0	37	5	1	57	0	0	1	1
07:15	0	13	1	0	0	0	0	1	3	9	0	0	0	41	2	1	69	2	2	3	0
07:30	1	15	4	0	0	0	0	0	2	21	0	0	0	53	4	0	100	3	3	3	3
07:45	0	22	5	1	0	0	0	0	1	19	0	0	0	71	8	0	126	0	2	4	0
08:00	0	22	5	0	0	0	0	0	9	20	0	0	0	93	9	0	158	1	0	3	0
08:15	7	18	4	0	0	0	0	1	2	18	0	0	0	56	9	1	114	4	2	5	2
08:30	1	17	5	0	0	0	0	0	2	15	0	2	0	48	3	0	91	0	4	1	2
08:45	1	29	7	1	0	0	0	1	6	13	0	0	0	51	8	2	115	0	1	0	1
Total Survey	10	143	33	3	0	0	0	3	26	120	0	2	0	450	48	5	830	10	14	20	9

Peak Hour Summary

7:35 AM to 8:35 AM

By Approach	Northbound Main St				Southbound Main St				Eastbound Evergreen Blvd				Westbound Evergreen Blvd				Total	Pedestrians Crosswalk			
	In	Out	Total	Bikes	In	Out	Total	Bikes	In	Out	Total	Bikes	In	Out	Total	Bikes		North	South	East	West
Volume	105	0	105	1	0	121	121	1	91	285	376	0	306	96	402	1	502	8	9	15	6
%HV	25.7%				0.0%				3.3%				2.6%				7.6%				
PHF	0.85				0.00				0.78				0.74				0.79				

By Movement	Northbound Main St				Southbound Main St				Eastbound Evergreen Blvd				Westbound Evergreen Blvd				Total
	L	T	R	Total	L	T	R	Total	L	T	R	Total	L	T	R	Total	
Volume	8	79	18	105	0	0	0	0	13	78	0	91	0	277	29	306	502
%HV	0.0%	27.8%	27.8%	25.7%	0.0%	0.0%	0.0%	0.0%	0.0%	3.8%	0.0%	3.3%	0.0%	2.9%	0.0%	2.6%	7.6%
PHF	0.29	0.73	0.90	0.85	0.00	0.00	0.00	0.00	0.36	0.75	0.00	0.78	0.00	0.74	0.60	0.74	0.79

Rolling Hour Summary

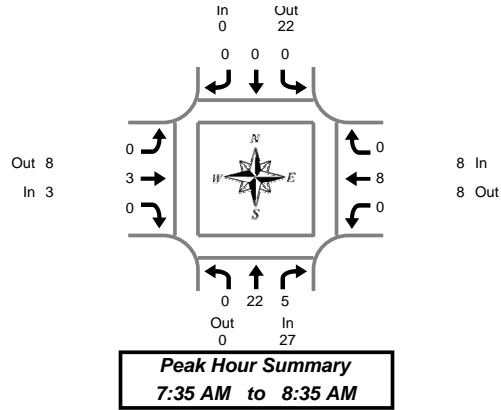
7:00 AM to 9:00 AM

Interval Start Time	Northbound Main St				Southbound Main St				Eastbound Evergreen Blvd				Westbound Evergreen Blvd				Interval Total	Pedestrians Crosswalk			
	L	T	R	Bikes	L	T	R	Bikes	L	T	R	Bikes	L	T	R	Bikes		North	South	East	West
07:00	1	57	12	2	0	0	0	0	7	54	0	0	0	202	19	2	352	5	7	11	4
07:15	1	72	15	1	0	0	0	1	15	69	0	0	0	258	23	1	453	6	7	13	3
07:30	8	77	18	1	0	0	0	1	14	78	0	0	0	273	30	1	498	8	7	15	5
07:45	8	79	19	1	0	0	0	1	14	72	0	2	0	268	29	1	489	5	8	13	4
08:00	9	86	21	1	0	0	0	2	19	66	0	2	0	248	29	3	478	5	7	9	5

Heavy Vehicle Summary



Clay Carney
(503) 833-2740



Main St & Evergreen Blvd

Thursday, June 02, 2005

7:00 AM to 9:00 AM

Heavy Vehicle 5-Minute Interval Summary

7:00 AM to 9:00 AM

Interval Start Time	Northbound Main St				Southbound Main St				Eastbound Evergreen Blvd				Westbound Evergreen Blvd				Interval Total	
	L	T	R	Total	L	T	R	Total	L	T	R	Total	L	T	R	Total		
07:00	0	0	1	1	0	0	0	0	0	0	0	0	0	0	0	0	0	1
07:05	0	2	0	2	0	0	0	0	0	0	0	0	0	0	0	0	0	2
07:10	0	0	0	0	0	0	0	0	0	1	1	0	2	0	1	0	1	3
07:15	0	0	0	0	0	0	0	0	0	0	0	0	0	0	1	0	1	1
07:20	0	4	1	5	0	0	0	0	0	0	0	0	0	0	0	0	0	5
07:25	0	1	0	1	0	0	0	0	0	0	0	0	0	0	1	0	1	2
07:30	0	1	0	1	0	0	0	0	0	0	0	0	0	0	0	0	0	1
07:35	0	4	2	6	0	0	0	0	0	0	0	0	0	0	0	0	0	6
07:40	0	0	0	0	0	0	0	0	0	0	0	0	0	2	0	0	2	2
07:45	0	1	0	1	0	0	0	0	0	2	0	2	0	0	0	0	0	3
07:50	0	5	1	6	0	0	0	0	0	0	0	0	0	0	0	0	0	6
07:55	0	1	0	1	0	0	0	0	0	0	0	0	0	1	0	1	2	
08:00	0	2	0	2	0	0	0	0	0	0	0	0	0	1	0	1	3	
08:05	0	2	0	2	0	0	0	0	0	1	0	1	0	1	0	1	4	
08:10	0	1	1	2	0	0	0	0	0	0	0	0	0	1	0	1	3	
08:15	0	1	0	1	0	0	0	0	0	0	0	0	0	0	0	0	1	
08:20	0	2	1	3	0	0	0	0	0	0	0	0	0	1	0	1	4	
08:25	0	2	0	2	0	0	0	0	0	0	0	0	0	1	0	1	3	
08:30	0	1	0	1	0	0	0	0	0	0	0	0	0	0	0	0	1	
08:35	0	3	1	4	0	0	0	0	0	0	0	0	0	2	0	2	6	
08:40	0	1	0	1	0	0	0	0	0	0	0	0	0	0	0	0	1	
08:45	0	0	1	1	0	0	0	0	0	0	0	0	0	2	0	2	3	
08:50	0	4	1	5	0	0	0	0	0	0	0	0	0	0	0	0	5	
08:55	0	3	0	3	0	0	0	0	0	0	0	0	0	0	0	0	3	
Total Survey	0	41	10	51	0	0	0	0	1	4	0	5	0	15	0	15	71	

Heavy Vehicle 15-Minute Interval Summary

7:00 AM to 9:00 AM

Interval Start Time	Northbound Main St				Southbound Main St				Eastbound Evergreen Blvd				Westbound Evergreen Blvd				Interval Total
	L	T	R	Total	L	T	R	Total	L	T	R	Total	L	T	R	Total	
07:00	0	2	1	3	0	0	0	0	1	1	0	2	0	1	0	1	6
07:15	0	5	1	6	0	0	0	0	0	0	0	0	0	2	0	2	8
07:30	0	5	2	7	0	0	0	0	0	0	0	0	0	2	0	2	9
07:45	0	7	1	8	0	0	0	0	0	2	0	2	0	1	0	1	11
08:00	0	5	1	6	0	0	0	0	0	1	0	1	0	3	0	3	10
08:15	0	5	1	6	0	0	0	0	0	0	0	0	0	2	0	2	8
08:30	0	5	1	6	0	0	0	0	0	0	0	0	0	2	0	2	8
08:45	0	7	2	9	0	0	0	0	0	0	0	0	0	2	0	2	11
Total Survey	0	41	10	51	0	0	0	0	1	4	0	5	0	15	0	15	71

Heavy Vehicle Peak Hour Summary

7:35 AM to 8:35 AM

By Approach	Northbound Main St			Southbound Main St			Eastbound Evergreen Blvd			Westbound Evergreen Blvd			Total
	In	Out	Total	In	Out	Total	In	Out	Total	In	Out	Total	
Volume	27	0	27	0	22	22	3	8	11	8	8	16	38
PHF	0.75			0.00			0.38			0.67			0.86

By Movement	Northbound Main St				Southbound Main St				Eastbound Evergreen Blvd				Westbound Evergreen Blvd				Total
	L	T	R	Total	L	T	R	Total	L	T	R	Total	L	T	R	Total	
Volume	0	22	5	27	0	0	0	0	0	3	0	3	0	8	0	8	38
PHF	0.00	0.69	0.63	0.75	0.00	0.00	0.00	0.00	0.00	0.38	0.00	0.38	0.00	0.67	0.00	0.67	0.86

Heavy Vehicle Rolling Hour Summary

7:00 AM to 9:00 AM

Interval Start Time	Northbound Main St				Southbound Main St				Eastbound Evergreen Blvd				Westbound Evergreen Blvd				Interval Total
	0	0	0	Total	0	0	0	Total	0	0	0	Total	0	0	0	Total	
07:00	0	19	5	24	0	0	0	0	1	3	0	4	0	6	0	6	34
07:15	0	22	5	27	0	0	0	0	0	3	0	3	0	8	0	8	38
07:30	0	22	5	27	0	0	0	0	0	3	0	3	0	8	0	8	38
07:45	0	22	4	26	0	0	0	0	0	3	0	3	0	8	0	8	37
08:00	0	22	5	27	0	0	0	0	0	1	0	1	0	9	0	9	37

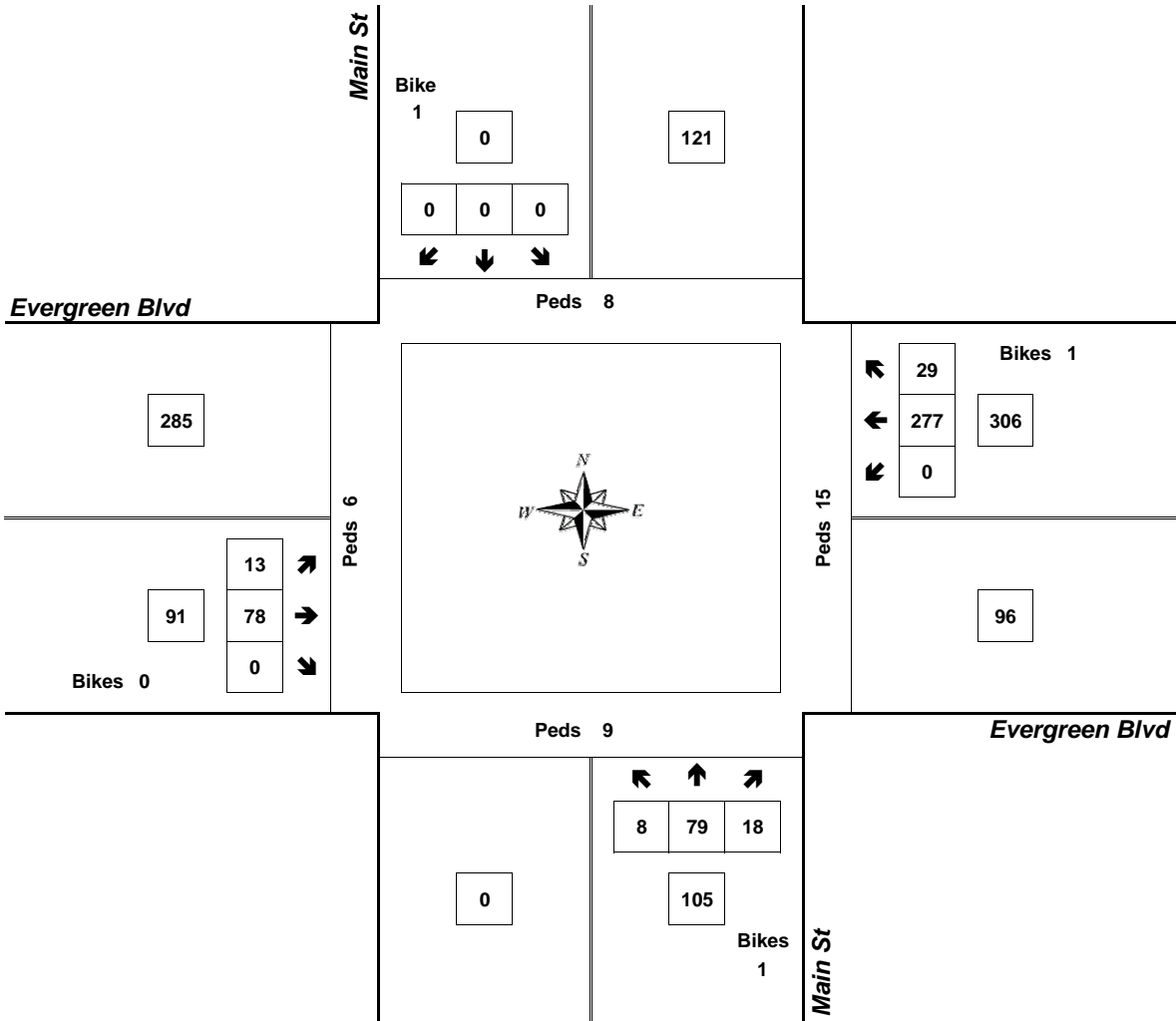
Peak Hour Summary



Clay Carney
(503) 833-2740

Main St & Evergreen Blvd

7:35 AM to 8:35 AM
Thursday, June 02, 2005



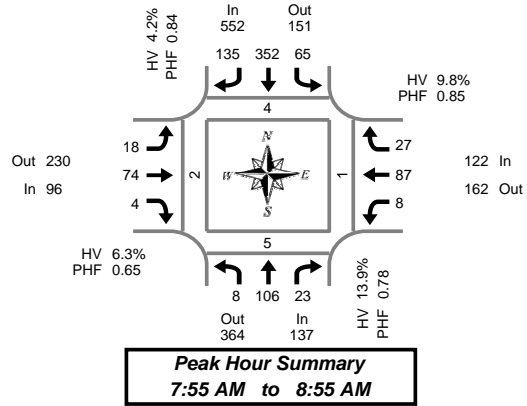
Approach	PHF	HV%	Volume
EB	0.78	3.3%	91
WB	0.74	2.6%	306
NB	0.85	25.7%	105
SB	0.00	0.0%	0
Intersection	0.79	7.6%	502

Count Period: 7:00 AM to 9:00 AM

Total Vehicle Summary



Clay Carney
(503) 833-2740



Main St & Mcloughlin Blvd

Tuesday, June 07, 2005
7:00 AM to 9:00 AM

5-Minute Interval Summary 7:00 AM to 9:00 AM

Interval Start Time	Northbound Main St				Southbound Main St				Eastbound Mcloughlin Blvd				Westbound Mcloughlin Blvd				Interval Total	Pedestrians Crosswalk				
	L	T	R	Bikes	L	T	R	Bikes	L	T	R	Bikes	L	T	R	Bikes		North	South	East	West	
07:00	0	1	1	0	9	27	4	0	0	4	0	0	0	4	0	0	0	50	0	0	0	1
07:05	1	2	1	0	4	39	5	0	0	8	0	0	0	5	0	0	0	65	0	1	0	0
07:10	0	3	0	0	7	33	4	0	1	11	0	0	0	5	3	0	0	67	0	0	0	0
07:15	0	6	3	0	9	23	10	0	2	20	0	0	1	9	0	0	0	83	1	0	0	0
07:20	0	5	0	0	10	23	8	1	0	13	1	0	0	4	1	0	0	65	1	0	0	0
07:25	0	4	3	0	9	26	10	0	0	7	0	0	0	1	2	0	0	62	1	0	0	0
07:30	0	1	2	0	7	38	4	0	1	3	0	0	0	5	4	0	0	65	0	0	0	0
07:35	1	2	3	0	10	26	10	2	1	6	0	0	0	9	2	0	0	70	0	0	0	0
07:40	1	4	1	0	6	31	14	0	0	3	1	0	0	5	0	0	0	66	1	1	0	0
07:45	0	10	4	1	6	27	13	1	0	5	0	0	0	7	1	0	0	73	1	0	0	0
07:50	1	7	3	0	5	22	10	0	1	4	0	0	0	7	3	0	0	63	0	0	0	0
07:55	0	5	1	0	3	31	17	0	0	2	1	0	0	1	9	4	0	74	0	1	0	0
08:00	0	7	2	0	7	40	14	1	1	4	0	0	1	8	2	0	0	86	0	0	0	0
08:05	1	11	1	0	4	38	10	0	1	8	1	0	2	7	2	0	0	86	0	0	0	0
08:10	0	11	1	0	7	20	10	0	0	7	0	0	0	5	4	0	0	65	2	1	0	0
08:15	0	12	0	0	3	31	8	0	1	7	0	0	0	8	2	0	0	72	0	0	0	0
08:20	0	14	3	0	8	29	8	0	0	9	1	0	0	6	3	0	0	81	0	2	0	0
08:25	2	12	1	0	7	28	11	0	2	8	1	0	0	9	1	0	0	82	0	0	0	0
08:30	0	4	3	0	4	23	11	0	7	8	0	0	1	5	1	0	0	67	0	0	0	1
08:35	0	8	4	0	6	33	11	0	3	8	0	0	0	11	2	0	0	86	0	1	1	1
08:40	2	8	1	0	4	30	10	0	2	4	0	0	2	4	1	0	0	68	2	0	0	0
08:45	0	7	2	0	5	28	9	0	0	7	0	0	0	10	0	0	0	68	0	0	0	0
08:50	3	7	4	0	7	21	16	0	1	2	0	0	1	5	5	0	0	72	0	0	0	0
08:55	3	6	0	1	4	36	8	0	0	4	0	0	0	6	1	0	0	68	0	0	0	0
Total Survey	15	157	44	2	151	703	235	5	24	162	6	0	9	154	44	0	1,704	9	7	1	3	

15-Minute Interval Summary 7:00 AM to 9:00 AM

Interval Start Time	Northbound Main St				Southbound Main St				Eastbound Mcloughlin Blvd				Westbound Mcloughlin Blvd				Interval Total	Pedestrians Crosswalk				
	L	T	R	Bikes	L	T	R	Bikes	L	T	R	Bikes	L	T	R	Bikes		North	South	East	West	
07:00	1	6	2	0	20	99	13	0	1	23	0	0	0	14	3	0	0	182	0	1	0	1
07:15	0	15	6	0	28	72	28	1	2	40	1	0	1	14	3	0	0	210	3	0	0	0
07:30	2	7	6	0	23	95	28	2	2	12	1	0	0	19	6	0	0	201	1	0	0	0
07:45	1	22	8	1	14	80	40	1	1	11	1	0	1	23	8	0	0	210	1	1	0	0
08:00	1	29	4	0	18	98	34	1	2	19	1	0	3	20	8	0	0	237	2	1	0	0
08:15	2	38	4	0	18	88	27	0	3	24	2	0	0	23	6	0	0	235	0	2	0	0
08:30	2	20	8	0	14	86	32	0	12	20	0	0	3	20	4	0	0	221	2	1	1	2
08:45	6	20	6	1	16	85	33	0	1	13	0	0	1	21	6	0	0	208	0	0	0	0
Total Survey	15	157	44	2	151	703	235	5	24	162	6	0	9	154	44	0	1,704	9	7	1	3	

Peak Hour Summary 7:55 AM to 8:55 AM

By Approach	Northbound Main St				Southbound Main St				Eastbound Mcloughlin Blvd				Westbound Mcloughlin Blvd				Total	Pedestrians Crosswalk			
	In	Out	Total	Bikes	In	Out	Total	Bikes	In	Out	Total	Bikes	In	Out	Total	Bikes		North	South	East	West
Volume	137	364	501	0	552	151	703	1	96	230	326	0	122	162	284	0	907	4	5	1	2
%HV	13.9%				4.2%				6.3%				9.8%				6.6%				
PHF	0.78				0.84				0.65				0.85				0.92				

By Movement	Northbound Main St				Southbound Main St				Eastbound Mcloughlin Blvd				Westbound Mcloughlin Blvd				Total
	L	T	R	Total	L	T	R	Total	L	T	R	Total	L	T	R	Total	
Volume	8	106	23	137	65	352	135	552	18	74	4	96	8	87	27	122	907
%HV	0.0%	3.8%	65.2%	13.9%	15.4%	2.6%	3.0%	4.2%	0.0%	8.1%	0.0%	6.3%	12.5%	12.6%	0.0%	9.8%	6.6%
PHF	0.40	0.70	0.72	0.78	0.86	0.81	0.82	0.84	0.38	0.74	0.50	0.65	0.50	0.87	0.75	0.85	0.92

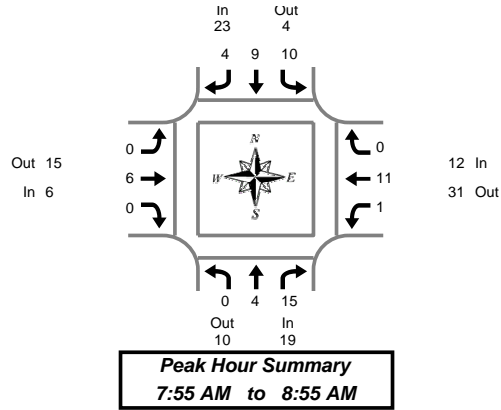
Rolling Hour Summary 7:00 AM to 9:00 AM

Interval Start Time	Northbound Main St				Southbound Main St				Eastbound Mcloughlin Blvd				Westbound Mcloughlin Blvd				Interval Total	Pedestrians Crosswalk				
	L	T	R	Bikes	L	T	R	Bikes	L	T	R	Bikes	L	T	R	Bikes		North	South	East	West	
07:00	4	50	22	1	85	346	109	4	6	86	3	0	2	70	20	0	0	803	5	3	0	1
07:15	4	73	24	1	83	345	130	5	7	82	4	0	5	76	25	0	0	858	7	3	0	0
07:30	6	96	22	1	73	361	129	4	8	66	5	0	4	85	28	0	0	883	4	5	0	0
07:45	6	109	24	1	64	352	133	2	18	74	4	0	7	86	26	0	0	903	5	5	1	2
08:00	11	107	22	1	66	357	126	1	18	76	3	0	7	84	24	0	0	901	4	4	1	2

Heavy Vehicle Summary



Clay Carney
(503) 833-2740



Main St & Mcloughlin Blvd

Tuesday, June 07, 2005
7:00 AM to 9:00 AM

Heavy Vehicle 5-Minute Interval Summary 7:00 AM to 9:00 AM

Interval Start Time	Northbound Main St				Southbound Main St				Eastbound Mcloughlin Blvd				Westbound Mcloughlin Blvd				Interval Total
	L	T	R	Total	L	T	R	Total	L	T	R	Total	L	T	R	Total	
07:00	0	0	1	1	4	0	0	4	0	0	0	0	0	0	0	0	5
07:05	0	0	0	0	1	2	0	3	0	0	0	0	0	0	0	0	3
07:10	0	1	0	1	1	1	0	2	0	0	0	0	0	0	0	0	3
07:15	0	0	3	3	0	1	0	1	0	0	0	0	0	1	0	1	5
07:20	0	0	0	0	0	0	0	0	0	0	0	0	0	0	0	0	0
07:25	0	0	1	1	1	0	0	1	0	0	0	0	0	0	0	0	2
07:30	0	0	1	1	1	1	0	2	0	0	0	0	0	1	0	1	4
07:35	0	1	1	2	3	1	0	4	0	0	0	0	0	1	0	1	7
07:40	0	0	0	0	1	0	1	2	0	0	0	0	0	0	0	0	2
07:45	0	0	1	1	0	1	0	1	0	0	0	0	0	0	0	0	2
07:50	0	1	3	4	1	0	1	2	0	0	0	0	0	1	0	1	7
07:55	0	0	1	1	0	1	0	1	0	0	0	0	0	0	0	0	2
08:00	0	0	0	0	0	2	0	2	0	0	0	0	0	0	0	0	2
08:05	0	0	1	1	1	2	0	3	0	0	0	0	1	2	0	3	7
08:10	0	0	1	1	2	0	0	2	0	0	0	0	0	0	0	0	3
08:15	0	0	0	0	1	0	0	1	0	0	0	0	0	0	0	0	1
08:20	0	3	3	6	2	0	0	2	0	2	0	2	0	0	0	0	10
08:25	0	0	0	0	0	0	0	0	0	0	0	0	0	0	0	0	0
08:30	0	0	3	3	0	0	3	3	0	1	0	1	0	1	0	1	8
08:35	0	1	2	3	2	1	0	3	0	1	0	1	0	4	0	4	11
08:40	0	0	0	0	1	2	0	3	0	0	0	0	0	0	0	0	3
08:45	0	0	1	1	1	1	0	2	0	2	0	2	0	2	0	2	7
08:50	0	0	3	3	0	0	1	1	0	0	0	0	0	2	0	2	6
08:55	0	0	0	0	1	0	0	1	0	0	0	0	0	0	0	0	1
Total Survey	0	7	26	33	24	16	6	46	0	6	0	6	1	15	0	16	101

Heavy Vehicle 15-Minute Interval Summary 7:00 AM to 9:00 AM

Interval Start Time	Northbound Main St				Southbound Main St				Eastbound Mcloughlin Blvd				Westbound Mcloughlin Blvd				Interval Total
	L	T	R	Total	L	T	R	Total	L	T	R	Total	L	T	R	Total	
07:00	0	1	1	2	6	3	0	9	0	0	0	0	0	0	0	0	11
07:15	0	0	4	4	1	1	0	2	0	0	0	0	0	1	0	1	7
07:30	0	1	2	3	5	2	1	8	0	0	0	0	0	2	0	2	13
07:45	0	1	5	6	1	2	1	4	0	0	0	0	0	1	0	1	11
08:00	0	0	2	2	3	4	0	7	0	0	0	0	1	2	0	3	12
08:15	0	3	3	6	3	0	0	3	0	2	0	2	0	0	0	0	11
08:30	0	1	5	6	3	3	3	9	0	2	0	2	0	5	0	5	22
08:45	0	0	4	4	2	1	1	4	0	2	0	2	0	4	0	4	14
Total Survey	0	7	26	33	24	16	6	46	0	6	0	6	1	15	0	16	101

Heavy Vehicle Peak Hour Summary 7:55 AM to 8:55 AM

By Approach	Northbound Main St			Southbound Main St			Eastbound Mcloughlin Blvd			Westbound Mcloughlin Blvd			Total
	In	Out	Total	In	Out	Total	In	Out	Total	In	Out	Total	
Volume	19	10	29	23	4	27	6	15	21	12	31	43	60
PHF	0.53			0.64			0.50			0.50			0.68

By Movement	Northbound Main St				Southbound Main St				Eastbound Mcloughlin Blvd				Westbound Mcloughlin Blvd				Total
	L	T	R	Total	L	T	R	Total	L	T	R	Total	L	T	R	Total	
Volume	0	4	15	19	10	9	4	23	0	6	0	6	1	11	0	12	60
PHF	0.00	0.33	0.63	0.53	0.50	0.45	0.33	0.64	0.00	0.50	0.00	0.50	0.25	0.46	0.00	0.50	0.68

Heavy Vehicle Rolling Hour Summary 7:00 AM to 9:00 AM

Interval Start Time	Northbound Main St				Southbound Main St				Eastbound Mcloughlin Blvd				Westbound Mcloughlin Blvd				Interval Total
	0	0	0	Total	0	0	0	Total	0	0	0	Total	0	0	0	Total	
07:00	0	3	12	15	13	8	2	23	0	0	0	0	0	4	0	4	42
07:15	0	2	13	15	10	9	2	21	0	0	0	0	1	6	0	7	43
07:30	0	5	12	17	12	8	2	22	0	2	0	2	1	5	0	6	47
07:45	0	5	15	20	10	9	4	23	0	4	0	4	1	8	0	9	56
08:00	0	4	14	18	11	8	4	23	0	6	0	6	1	11	0	12	59

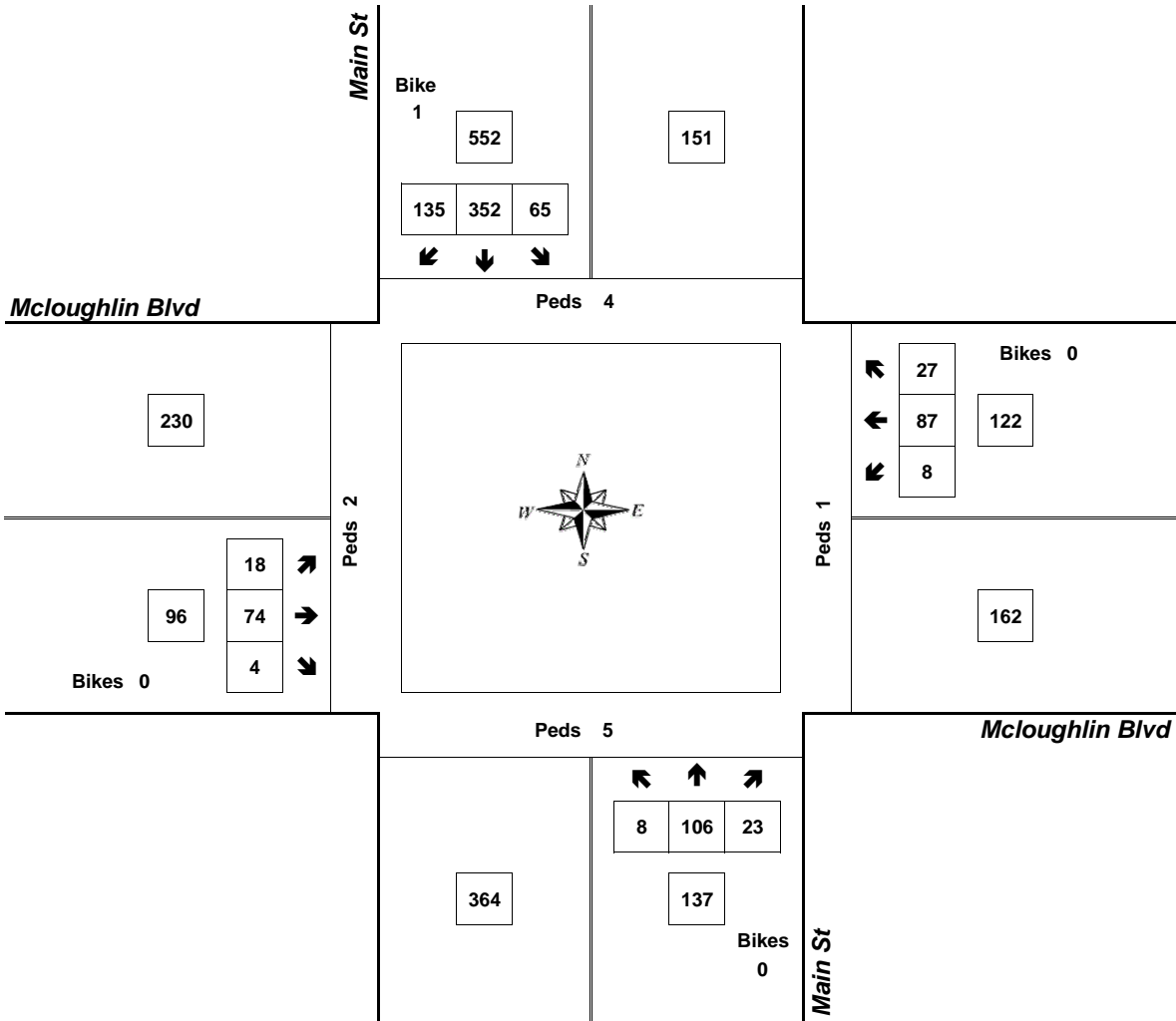
Peak Hour Summary



Clay Carney
(503) 833-2740

Main St & Mcloughlin Blvd

7:55 AM to 8:55 AM
Tuesday, June 07, 2005



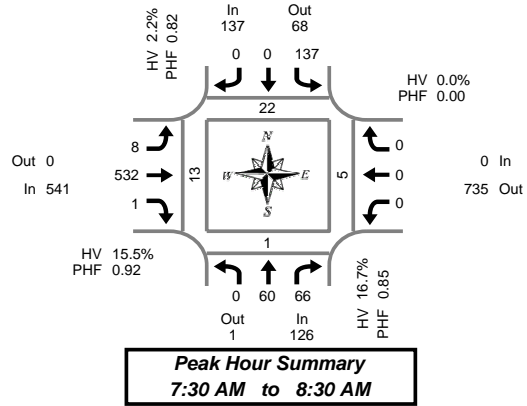
Approach	PHF	HV%	Volume
EB	0.65	6.3%	96
WB	0.85	9.8%	122
NB	0.78	13.9%	137
SB	0.84	4.2%	552
Intersection	0.92	6.6%	907

Count Period: 7:00 AM to 9:00 AM

Total Vehicle Summary



Clay Carney
(503) 833-2740



Main St & Mill Plain Blvd

Wednesday, June 01, 2005
7:00 AM to 9:00 AM

5-Minute Interval Summary

7:00 AM to 9:00 AM

Interval Start Time	Northbound Main St				Southbound Main St				Eastbound Mill Plain Blvd				Westbound Mill Plain Blvd				Interval Total	Pedestrians Crosswalk							
	L	T	R	Bikes	L	T	R	Bikes	L	T	R	Bikes	L	T	R	Bikes		North	South	East	West				
07:00	0	1	1	0	11	0	0	0	1	24	0	0	0	0	0	0	0	0	0	0	38	0	0	0	0
07:05	0	1	3	0	14	0	0	0	0	35	0	0	0	0	0	0	0	0	0	0	53	1	3	0	1
07:10	0	2	3	0	7	0	0	0	0	34	0	0	0	0	0	0	0	0	0	0	46	0	0	0	0
07:15	0	4	4	0	9	0	0	0	2	38	1	0	0	0	0	0	0	0	0	0	58	4	0	1	2
07:20	0	8	3	0	12	0	0	1	2	48	0	0	0	0	0	0	0	0	0	0	73	0	0	0	0
07:25	0	3	1	0	12	0	0	1	3	37	0	0	0	0	0	0	0	0	0	0	56	3	0	0	0
07:30	0	2	4	0	13	0	0	0	1	55	0	0	0	0	0	0	0	0	0	0	75	4	0	0	2
07:35	0	1	2	0	15	0	0	0	1	38	0	0	0	0	0	0	0	0	0	0	57	1	0	0	2
07:40	0	5	7	0	14	0	0	1	1	36	0	0	0	0	0	0	0	0	0	0	63	1	0	0	1
07:45	0	3	9	0	7	0	0	0	0	46	0	0	0	0	0	0	0	0	0	0	65	3	0	2	0
07:50	0	4	9	0	13	0	0	0	0	42	0	0	0	0	0	0	0	0	0	0	68	1	0	0	2
07:55	0	7	2	0	15	0	0	0	1	50	0	0	0	0	0	0	0	0	0	0	75	2	0	1	1
08:00	0	8	3	0	13	0	0	0	0	44	0	0	0	0	0	0	0	0	0	0	68	3	0	2	1
08:05	0	9	7	0	14	0	0	0	0	52	0	0	0	0	0	0	0	0	0	0	82	2	0	0	0
08:10	0	4	4	1	8	0	0	0	0	44	0	1	0	0	0	0	0	0	0	0	60	0	0	0	0
08:15	0	6	5	0	8	0	0	0	3	35	0	0	0	0	0	0	0	0	0	0	57	0	1	0	0
08:20	0	6	8	0	14	0	0	0	0	39	1	0	0	0	0	0	0	0	0	0	68	5	0	0	4
08:25	0	5	6	0	3	0	0	0	1	51	0	0	0	0	0	0	0	0	0	0	66	0	0	0	0
08:30	0	5	4	0	4	0	0	0	0	43	0	2	0	0	0	0	0	0	0	0	56	1	0	0	0
08:35	0	5	5	0	7	0	0	0	2	30	0	0	0	0	0	0	0	0	0	0	49	1	1	0	0
08:40	0	10	6	0	10	0	0	0	1	42	0	1	0	0	0	0	0	0	0	0	69	3	0	0	0
08:45	0	3	11	0	8	0	0	0	1	31	0	0	0	0	0	0	0	0	0	0	54	1	1	2	1
08:50	0	7	13	0	6	0	0	0	2	34	0	0	0	0	0	0	0	0	0	0	62	1	1	1	0
08:55	0	8	10	0	5	0	0	0	1	36	0	0	0	0	0	0	0	0	0	0	60	1	0	0	0
Total Survey	0	117	130	1	242	0	0	3	23	964	2	4	0	0	0	0	0	0	0	0	1,478	38	7	9	17

15-Minute Interval Summary

7:00 AM to 9:00 AM

Interval Start Time	Northbound Main St				Southbound Main St				Eastbound Mill Plain Blvd				Westbound Mill Plain Blvd				Interval Total	Pedestrians Crosswalk							
	L	T	R	Bikes	L	T	R	Bikes	L	T	R	Bikes	L	T	R	Bikes		North	South	East	West				
07:00	0	4	7	0	32	0	0	0	1	93	0	0	0	0	0	0	0	0	0	0	137	1	3	0	1
07:15	0	15	8	0	33	0	0	2	7	123	1	0	0	0	0	0	0	0	0	0	187	7	0	1	2
07:30	0	8	13	0	42	0	0	1	3	129	0	0	0	0	0	0	0	0	0	0	195	6	0	0	5
07:45	0	14	20	0	35	0	0	0	1	138	0	0	0	0	0	0	0	0	0	0	208	6	0	3	3
08:00	0	21	14	1	35	0	0	0	0	140	0	1	0	0	0	0	0	0	0	0	210	5	0	2	1
08:15	0	17	19	0	25	0	0	0	4	125	1	0	0	0	0	0	0	0	0	0	191	5	1	0	4
08:30	0	20	15	0	21	0	0	0	3	115	0	3	0	0	0	0	0	0	0	0	174	5	1	0	0
08:45	0	18	34	0	19	0	0	0	4	101	0	0	0	0	0	0	0	0	0	0	176	3	2	3	1
Total Survey	0	117	130	1	242	0	0	3	23	964	2	4	0	0	0	0	0	0	0	0	1,478	38	7	9	17

Peak Hour Summary

7:30 AM to 8:30 AM

By Approach	Northbound Main St				Southbound Main St				Eastbound Mill Plain Blvd				Westbound Mill Plain Blvd				Total	Pedestrians Crosswalk			
	In	Out	Total	Bikes	In	Out	Total	Bikes	In	Out	Total	Bikes	In	Out	Total	Bikes		North	South	East	West
Volume	126	1	127	1	137	68	205	1	541	0	541	1	0	735	735	0	804	22	1	5	13
%HV	16.7%				2.2%				15.5%				0.0%				13.4%				
PHF	0.85				0.82				0.92				0.00				0.89				

By Movement	Northbound Main St				Southbound Main St				Eastbound Mill Plain Blvd				Westbound Mill Plain Blvd				Total
	L	T	R	Total	L	T	R	Total	L	T	R	Total	L	T	R	Total	
Volume	0	60	66	126	137	0	0	137	8	532	1	541	0	0	0	0	804
%HV	0.0%	25.0%	9.1%	16.7%	2.2%	0.0%	0.0%	2.2%	12.5%	15.4%	#####	15.5%	0.0%	0.0%	0.0%	0.0%	13.4%
PHF	0.00	0.63	0.66	0.85	0.82	0.00	0.00	0.82	0.50	0.91	0.25	0.92	0.00	0.00	0.00	0.00	0.89

Rolling Hour Summary

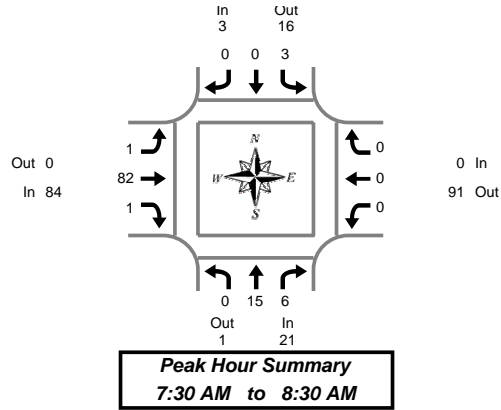
7:00 AM to 9:00 AM

Interval Start Time	Northbound Main St				Southbound Main St				Eastbound Mill Plain Blvd				Westbound Mill Plain Blvd				Interval Total	Pedestrians Crosswalk			
	L	T	R	Bikes	L	T	R	Bikes	L	T	R	Bikes	L	T	R	Bikes		North	South	East	West
07:00	0	41	48	0	142	0	0	3	12	483	1	0	0	0	0	0	727	20	3	4	11
07:15	0	58	55	1	145	0	0	3	11	530	1	1	0	0	0	0	800	24	0	6	11
07:30	0	60	66	1	137	0	0	1	8	532	1	1	0	0	0	0	804	22	1	5	13
07:45	0	72	68	1	116	0	0	0	8	518	1	4	0	0	0	0	783	21	2	5	8
08:00	0	76	82	1	100	0	0	0	11	481	1	4	0	0	0	0	751	18	4	5	6

Heavy Vehicle Summary



Clay Carney
(503) 833-2740



Main St & Mill Plain Blvd

Wednesday, June 01, 2005

7:00 AM to 9:00 AM

Heavy Vehicle 5-Minute Interval Summary

7:00 AM to 9:00 AM

Interval Start Time	Northbound Main St				Southbound Main St				Eastbound Mill Plain Blvd				Westbound Mill Plain Blvd				Interval Total
	L	T	R	Total	L	T	R	Total	L	T	R	Total	L	T	R	Total	
07:00	0	1	0	1	0	0	0	0	0	2	0	2	0	0	0	0	3
07:05	0	0	1	1	0	0	0	0	0	6	0	6	0	0	0	0	7
07:10	0	1	0	1	0	0	0	0	0	2	0	2	0	0	0	0	3
07:15	0	0	0	0	0	0	0	0	0	1	5	1	7	0	0	0	7
07:20	0	3	0	3	0	0	0	0	0	4	0	4	0	0	0	0	7
07:25	0	2	0	2	0	0	0	0	0	4	0	4	0	0	0	0	6
07:30	0	1	1	2	0	0	0	0	0	4	0	4	0	0	0	0	6
07:35	0	1	1	2	0	0	0	0	0	7	0	7	0	0	0	0	9
07:40	0	1	1	2	0	0	0	0	0	7	0	7	0	0	0	0	9
07:45	0	0	0	0	0	0	0	0	0	15	0	15	0	0	0	0	15
07:50	0	3	1	4	0	0	0	0	0	11	0	11	0	0	0	0	15
07:55	0	2	0	2	2	0	0	2	0	4	0	4	0	0	0	0	8
08:00	0	1	0	1	1	0	0	1	0	8	0	8	0	0	0	0	10
08:05	0	1	1	2	0	0	0	0	0	6	0	6	0	0	0	0	8
08:10	0	2	0	2	0	0	0	0	0	8	0	8	0	0	0	0	10
08:15	0	1	0	1	0	0	0	0	0	3	0	4	0	0	0	0	5
08:20	0	0	1	1	0	0	0	0	0	4	1	5	0	0	0	0	6
08:25	0	2	0	2	0	0	0	0	0	5	0	5	0	0	0	0	7
08:30	0	2	0	2	0	0	0	0	0	12	0	12	0	0	0	0	14
08:35	0	1	1	2	0	0	0	0	0	5	0	5	0	0	0	0	7
08:40	0	2	0	2	0	0	0	0	0	5	0	5	0	0	0	0	7
08:45	0	0	1	1	0	0	0	0	0	2	0	2	0	0	0	0	3
08:50	0	0	2	2	0	0	0	0	0	1	4	5	0	0	0	0	7
08:55	0	2	0	2	0	0	0	0	0	10	0	10	0	0	0	0	12
Total Survey	0	29	11	40	3	0	0	3	3	143	2	148	0	0	0	0	191

Heavy Vehicle 15-Minute Interval Summary

7:00 AM to 9:00 AM

Interval Start Time	Northbound Main St				Southbound Main St				Eastbound Mill Plain Blvd				Westbound Mill Plain Blvd				Interval Total
	L	T	R	Total	L	T	R	Total	L	T	R	Total	L	T	R	Total	
07:00	0	2	1	3	0	0	0	0	0	10	0	10	0	0	0	0	13
07:15	0	5	0	5	0	0	0	0	0	13	1	15	0	0	0	0	20
07:30	0	3	3	6	0	0	0	0	0	18	0	18	0	0	0	0	24
07:45	0	5	1	6	2	0	0	2	0	30	0	30	0	0	0	0	38
08:00	0	4	1	5	1	0	0	1	0	22	0	22	0	0	0	0	28
08:15	0	3	1	4	0	0	0	0	0	12	1	14	0	0	0	0	18
08:30	0	5	1	6	0	0	0	0	0	22	0	22	0	0	0	0	28
08:45	0	2	3	5	0	0	0	0	0	16	0	17	0	0	0	0	22
Total Survey	0	29	11	40	3	0	0	3	3	143	2	148	0	0	0	0	191

Heavy Vehicle Peak Hour Summary

7:30 AM to 8:30 AM

By Approach	Northbound Main St			Southbound Main St			Eastbound Mill Plain Blvd			Westbound Mill Plain Blvd			Total
	In	Out	Total	In	Out	Total	In	Out	Total	In	Out	Total	
Volume	21	1	22	3	16	19	84	0	84	0	91	91	108
PHF	0.75			0.25			0.64			0.00			0.69

By Movement	Northbound Main St				Southbound Main St				Eastbound Mill Plain Blvd				Westbound Mill Plain Blvd				Total
	L	T	R	Total	L	T	R	Total	L	T	R	Total	L	T	R	Total	
Volume	0	15	6	21	3	0	0	3	1	82	1	84	0	0	0	0	108
PHF	0.00	0.63	0.50	0.75	0.25	0.00	0.00	0.25	0.25	0.62	0.25	0.64	0.00	0.00	0.00	0.00	0.69

Heavy Vehicle Rolling Hour Summary

7:00 AM to 9:00 AM

Interval Start Time	Northbound Main St				Southbound Main St				Eastbound Mill Plain Blvd				Westbound Mill Plain Blvd				Interval Total
	L	T	R	Total	L	T	R	Total	L	T	R	Total	L	T	R	Total	
07:00	0	15	5	20	2	0	0	2	1	71	1	73	0	0	0	0	95
07:15	0	17	5	22	3	0	0	3	1	83	1	85	0	0	0	0	110
07:30	0	15	6	21	3	0	0	3	1	82	1	84	0	0	0	0	108
07:45	0	17	4	21	3	0	0	3	1	86	1	88	0	0	0	0	112
08:00	0	14	6	20	1	0	0	1	2	72	1	75	0	0	0	0	96

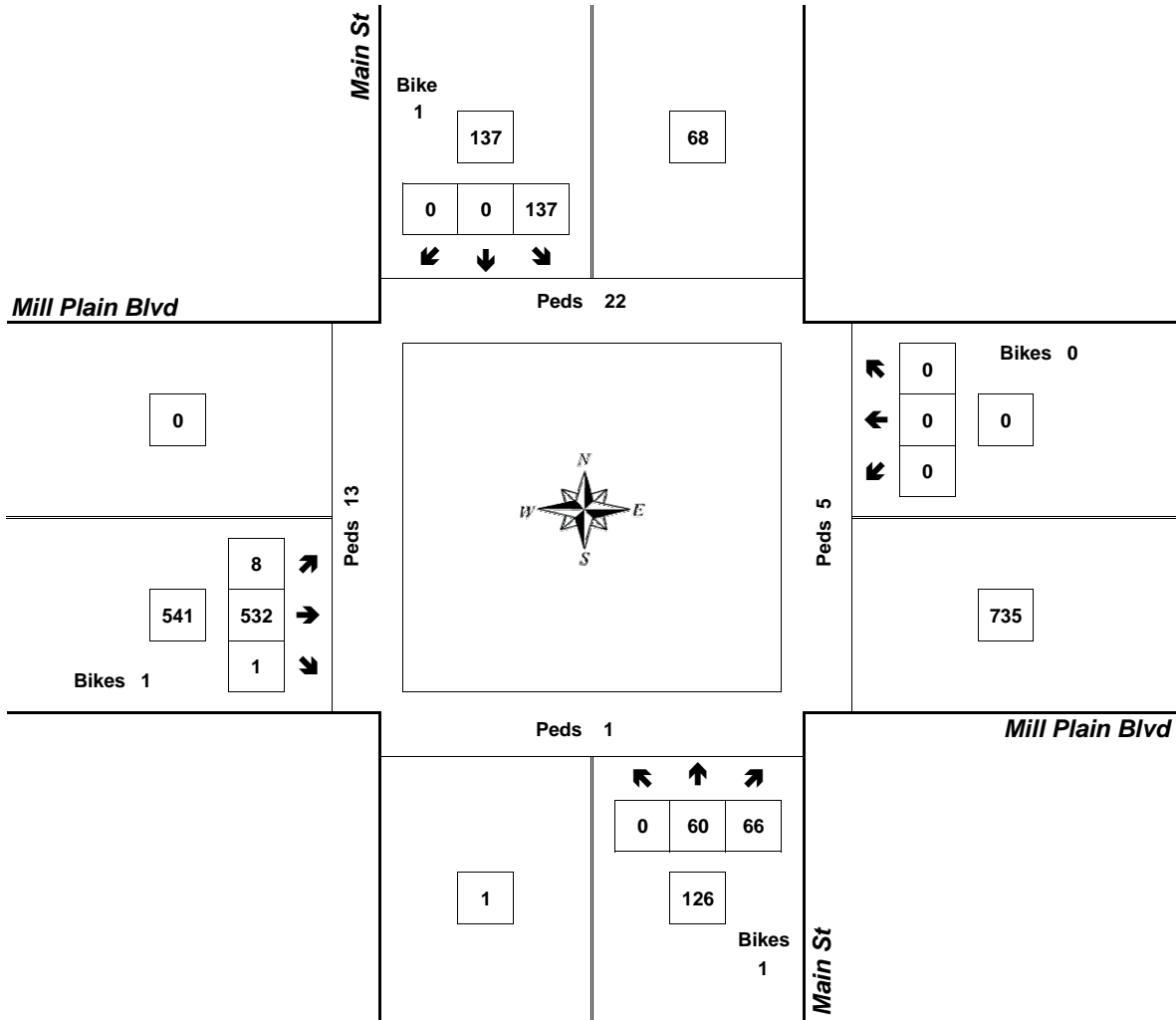
Peak Hour Summary



Clay Carney
(503) 833-2740

Main St & Mill Plain Blvd

7:30 AM to 8:30 AM
Wednesday, June 01, 2005



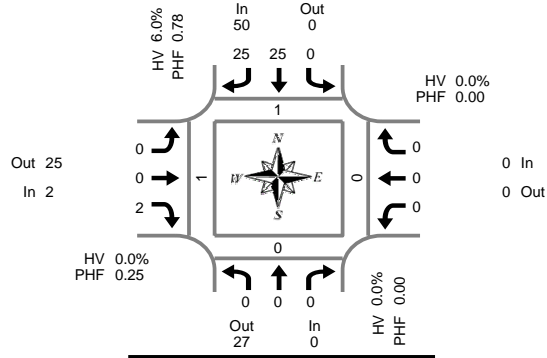
Approach	PHF	HV%	Volume
EB	0.92	15.5%	541
WB	0.00	0.0%	0
NB	0.85	16.7%	126
SB	0.82	2.2%	137
Intersection	0.89	13.4%	804

Count Period: 7:00 AM to 9:00 AM

Total Vehicle Summary



Clay Carney
(503) 833-2740



Washington St & 4th St

Wednesday, August 10, 2005
7:00 AM to 9:00 AM

Peak Hour Summary
7:40 AM to 8:40 AM

5-Minute Interval Summary

7:00 AM to 9:00 AM

Interval Start Time	Northbound Washington St				Southbound Washington St				Eastbound 4th St				Westbound 4th St				Interval Total	Pedestrians Crosswalk							
	L	T	R	Bikes	L	T	R	Bikes	L	T	R	Bikes	L	T	R	Bikes		North	South	East	West				
07:00	0	0	0	0	0	2	4	0	0	0	0	0	0	0	0	0	0	0	0	0	6	0	0	0	0
07:05	0	0	0	0	0	0	0	0	0	0	0	1	0	0	0	0	0	0	0	0	1	0	0	0	0
07:10	0	0	0	0	0	4	2	0	0	0	0	0	0	0	0	0	0	0	0	0	6	0	0	0	0
07:15	0	0	0	0	0	0	0	0	0	0	0	0	0	0	0	0	0	0	0	0	0	0	0	0	0
07:20	0	0	0	0	0	2	1	1	0	0	0	0	0	0	0	0	0	0	0	0	3	0	0	0	0
07:25	0	0	0	0	0	1	2	0	0	0	0	0	1	0	0	0	0	0	0	0	3	0	0	0	0
07:30	0	0	0	0	0	1	1	0	0	0	0	0	0	0	0	0	0	0	0	0	2	0	0	0	0
07:35	0	0	0	0	0	0	2	0	0	0	0	0	0	0	0	0	0	0	0	0	2	0	0	0	0
07:40	0	0	0	1	0	4	2	0	0	0	0	0	0	0	0	0	0	0	0	6	0	0	0	0	
07:45	0	0	0	0	0	4	1	0	0	0	0	0	0	0	0	0	0	0	0	5	0	0	0	0	
07:50	0	0	0	2	0	1	4	0	0	0	0	0	0	0	0	0	0	0	0	5	0	0	0	0	
07:55	0	0	0	0	0	1	3	0	0	0	0	1	0	0	0	0	0	0	0	5	1	0	0	0	
08:00	0	0	0	0	0	1	0	0	0	0	0	1	0	0	0	0	0	0	0	2	0	0	0	0	
08:05	0	0	0	0	0	0	2	1	0	0	0	0	0	0	0	0	0	0	0	2	0	0	0	0	
08:10	0	0	0	0	0	2	4	0	0	0	0	0	0	0	0	0	0	0	0	6	0	0	0	0	
08:15	0	0	0	0	0	3	1	0	0	0	0	0	0	0	0	0	0	0	0	4	0	0	0	0	
08:20	0	0	0	0	0	1	2	0	0	0	0	0	0	0	0	0	0	0	0	3	0	0	0	0	
08:25	0	0	0	1	0	3	4	0	0	0	0	1	0	0	0	0	0	0	0	7	0	0	0	0	
08:30	0	0	0	1	0	1	2	0	0	0	0	0	0	0	0	0	0	0	0	3	0	0	0	0	
08:35	0	0	0	0	0	4	0	0	0	0	0	0	0	0	0	0	0	0	0	4	0	0	0	1	
08:40	0	0	0	0	0	1	1	0	0	0	0	0	0	0	0	0	0	0	0	2	1	1	0	0	
08:45	0	0	0	0	0	1	1	0	0	0	0	1	0	0	0	0	0	0	0	3	0	0	0	0	
08:50	0	0	0	0	0	4	3	0	0	0	0	0	0	0	0	0	0	0	0	7	1	0	0	0	
08:55	0	0	0	0	0	1	2	0	0	0	0	0	0	0	0	0	0	0	0	3	1	1	0	0	
Total Survey	0	0	0	5	0	42	44	2	0	0	4	2	0	0	0	0	0	0	0	90	4	2	0	1	

15-Minute Interval Summary

7:00 AM to 9:00 AM

Interval Start Time	Northbound Washington St				Southbound Washington St				Eastbound 4th St				Westbound 4th St				Interval Total	Pedestrians Crosswalk						
	L	T	R	Bikes	L	T	R	Bikes	L	T	R	Bikes	L	T	R	Bikes		North	South	East	West			
07:00	0	0	0	0	0	6	6	0	0	0	1	0	0	0	0	0	0	0	0	13	0	0	0	0
07:15	0	0	0	0	0	3	3	1	0	0	0	1	0	0	0	0	0	0	0	6	0	0	0	0
07:30	0	0	0	1	0	5	5	0	0	0	0	0	0	0	0	0	0	0	0	10	0	0	0	0
07:45	0	0	0	2	0	6	8	0	0	0	1	0	0	0	0	0	0	0	0	15	1	0	0	0
08:00	0	0	0	0	0	3	6	1	0	0	1	0	0	0	0	0	0	0	0	10	0	0	0	0
08:15	0	0	0	1	0	7	7	0	0	0	0	1	0	0	0	0	0	0	0	14	0	0	0	0
08:30	0	0	0	1	0	6	3	0	0	0	0	0	0	0	0	0	0	0	0	9	1	1	0	1
08:45	0	0	0	0	0	6	6	0	0	0	1	0	0	0	0	0	0	0	0	13	2	1	0	0
Total Survey	0	0	0	5	0	42	44	2	0	0	4	2	0	0	0	0	0	0	0	90	4	2	0	1

Peak Hour Summary

7:40 AM to 8:40 AM

By Approach	Northbound Washington St				Southbound Washington St				Eastbound 4th St				Westbound 4th St				Total	Pedestrians Crosswalk						
	In	Out	Total	Bikes	In	Out	Total	Bikes	In	Out	Total	Bikes	In	Out	Total	Bikes		North	South	East	West			
Volume	0	27	27	5	50	0	50	1	2	25	27	1	0	0	0	0	0	0	0	52	1	0	0	1
%HV	0.0%				6.0%				0.0%				0.0%				5.8%							
PHF	0.00				0.78				0.25				0.00				0.81							

By Movement	Northbound Washington St				Southbound Washington St				Eastbound 4th St				Westbound 4th St				Total		
	L	T	R	Total	L	T	R	Total	L	T	R	Total	L	T	R	Total			
Volume	0	0	0	0	0	25	25	50	0	0	2	2	0	0	0	0	0	0	52
%HV	0.0%	0.0%	0.0%	0.0%	0.0%	4.0%	8.0%	6.0%	0.0%	0.0%	0.0%	0.0%	0.0%	0.0%	0.0%	0.0%	0.0%	0.0%	5.8%
PHF	0.00	0.00	0.00	0.00	0.00	0.69	0.78	0.78	0.00	0.00	0.25	0.25	0.00	0.00	0.00	0.00	0.00	0.00	0.81

Rolling Hour Summary

7:00 AM to 9:00 AM

Interval Start Time	Northbound Washington St				Southbound Washington St				Eastbound 4th St				Westbound 4th St				Interval Total	Pedestrians Crosswalk					
	L	T	R	Bikes	L	T	R	Bikes	L	T	R	Bikes	L	T	R	Bikes		North	South	East	West		
07:00	0	0	0	3	0	20	22	1	0	0	2	1	0	0	0	0	0	0	44	1	0	0	0
07:15	0	0	0	3	0	17	22	2	0	0	2	1	0	0	0	0	0	0	41	1	0	0	0
07:30	0	0	0	4	0	21	26	1	0	0	2	1	0	0	0	0	0	0	49	1	0	0	0
07:45	0	0	0	4	0	22	24	1	0	0	2	1	0	0	0	0	0	0	48	2	1	0	1

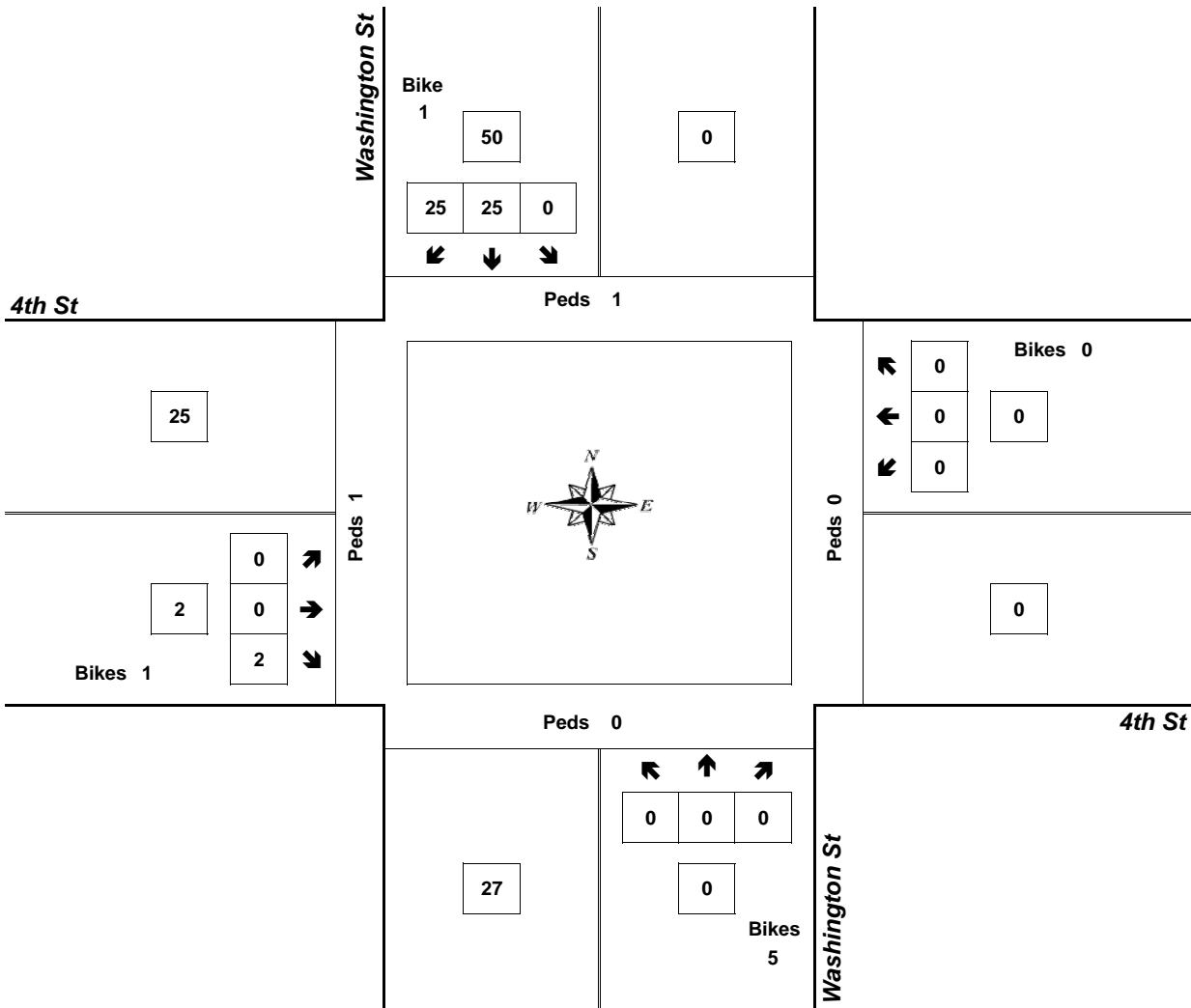
Peak Hour Summary



Clay Carney
(503) 833-2740

Washington St & 4th St

7:40 AM to 8:40 AM
Wednesday, August 10, 2005



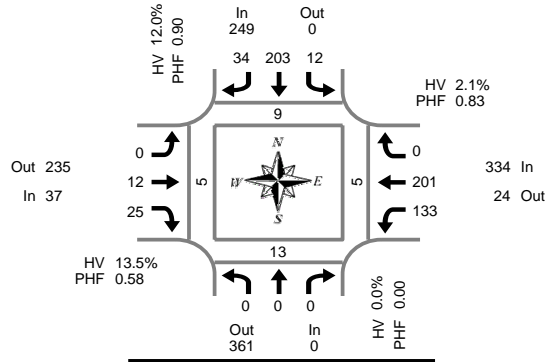
Approach	PHF	HV%	Volume
EB	0.25	0.0%	2
WB	0.00	0.0%	0
NB	0.00	0.0%	0
SB	0.78	6.0%	50
Intersection	0.81	5.8%	52

Count Period: 7:00 AM to 9:00 AM

Total Vehicle Summary



Clay Carney
(503) 833-2740



Peak Hour Summary
7:15 AM to 8:15 AM

Washington St & 6th St

Wednesday, August 10, 2005
7:00 AM to 9:00 AM

5-Minute Interval Summary

7:00 AM to 9:00 AM

Interval Start Time	Northbound Washington St				Southbound Washington St				Eastbound 6th St				Westbound 6th St				Interval Total	Pedestrians Crosswalk			
	L	T	R	Bikes	L	T	R	Bikes	L	T	R	Bikes	L	T	R	Bikes		North	South	East	West
07:00	0	0	0	0	0	9	5	0	0	1	0	0	9	13	0	0	37	1	0	0	1
07:05	0	0	0	0	0	7	1	0	0	1	4	0	3	16	0	0	32	0	0	0	0
07:10	0	0	0	1	1	11	5	1	0	0	2	0	16	8	0	0	43	0	0	2	0
07:15	0	0	0	0	0	14	2	0	0	0	0	0	22	7	0	0	45	0	1	0	0
07:20	0	0	0	0	1	21	3	0	0	2	1	0	20	13	0	0	61	2	3	0	2
07:25	0	0	0	0	0	18	4	1	0	0	1	0	19	17	0	2	59	0	0	0	0
07:30	0	0	0	0	1	13	1	0	0	1	1	1	13	19	0	0	49	0	0	2	0
07:35	0	0	0	0	0	19	1	1	0	0	2	2	6	14	0	0	42	0	3	0	0
07:40	0	0	0	0	2	23	1	1	0	1	3	0	6	14	0	0	50	0	2	0	1
07:45	0	0	0	0	2	15	2	0	0	2	4	0	23	14	0	0	62	0	2	1	0
07:50	0	0	0	1	2	17	5	0	0	1	1	0	4	19	0	0	49	1	1	2	0
07:55	0	0	0	1	1	21	4	0	0	1	0	0	5	21	0	0	53	1	1	0	2
08:00	0	0	0	0	2	10	6	0	0	1	1	0	4	28	0	0	52	1	0	0	0
08:05	0	0	0	0	1	15	3	0	0	2	3	0	5	20	0	0	49	2	0	0	0
08:10	0	0	0	0	0	17	2	0	0	1	8	0	6	15	0	0	49	2	0	0	0
08:15	0	0	0	0	2	17	2	0	0	1	3	0	6	7	0	1	38	3	1	1	0
08:20	0	0	0	0	1	13	2	0	0	1	2	0	11	15	0	1	45	1	6	3	0
08:25	0	0	0	0	3	17	5	0	0	1	3	0	3	12	0	0	44	2	0	3	0
08:30	0	0	0	0	0	18	1	0	0	2	2	0	6	13	0	0	42	1	0	0	0
08:35	0	0	0	1	2	25	4	0	0	0	2	0	2	9	0	0	44	0	0	1	0
08:40	0	0	0	0	2	16	0	1	0	0	4	1	7	14	0	0	43	3	2	0	1
08:45	0	0	0	0	2	17	5	0	0	1	2	0	8	10	0	0	45	0	3	3	1
08:50	0	0	0	0	1	14	2	0	0	2	1	0	6	19	0	0	45	1	2	1	0
08:55	0	0	0	0	1	18	5	0	0	3	3	0	2	14	0	1	46	0	5	3	0
Total Survey	0	0	0	4	27	385	71	5	0	25	53	4	212	351	0	5	1,124	21	32	22	8

15-Minute Interval Summary

7:00 AM to 9:00 AM

Interval Start Time	Northbound Washington St				Southbound Washington St				Eastbound 6th St				Westbound 6th St				Interval Total	Pedestrians Crosswalk			
	L	T	R	Bikes	L	T	R	Bikes	L	T	R	Bikes	L	T	R	Bikes		North	South	East	West
07:00	0	0	0	1	1	27	11	1	0	2	6	0	28	37	0	0	112	1	0	2	1
07:15	0	0	0	0	1	53	9	1	0	2	2	0	61	37	0	2	165	2	4	0	2
07:30	0	0	0	0	3	55	3	2	0	2	6	3	25	47	0	0	141	0	5	2	1
07:45	0	0	0	2	5	53	11	0	0	4	5	0	32	54	0	0	164	2	4	3	2
08:00	0	0	0	0	3	42	11	0	0	4	12	0	15	63	0	0	150	5	0	0	0
08:15	0	0	0	0	6	47	9	0	0	3	8	0	20	34	0	2	127	6	7	7	0
08:30	0	0	0	1	4	59	5	1	0	2	8	1	15	36	0	0	129	4	2	1	1
08:45	0	0	0	0	4	49	12	0	0	6	6	0	16	43	0	1	136	1	10	7	1
Total Survey	0	0	0	4	27	385	71	5	0	25	53	4	212	351	0	5	1,124	21	32	22	8

Peak Hour Summary

7:15 AM to 8:15 AM

By Approach	Northbound Washington St				Southbound Washington St				Eastbound 6th St				Westbound 6th St				Total	Pedestrians Crosswalk			
	In	Out	Total	Bikes	In	Out	Total	Bikes	In	Out	Total	Bikes	In	Out	Total	Bikes		North	South	East	West
Volume	0	361	361	2	249	0	249	3	37	235	272	3	334	24	358	2	620	9	13	5	5
%HV	0.0%				12.0%				13.5%				2.1%				6.8%				
PHF	0.00				0.90				0.58				0.83				0.92				

By Movement	Northbound Washington St				Southbound Washington St				Eastbound 6th St				Westbound 6th St				Total
	L	T	R	Total	L	T	R	Total	L	T	R	Total	L	T	R	Total	
Volume	0	0	0	0	12	203	34	249	0	12	25	37	133	201	0	334	620
%HV	0.0%	0.0%	0.0%	0.0%	0.0%	14.8%	0.0%	12.0%	0.0%	25.0%	8.0%	13.5%	1.5%	2.5%	0.0%	2.1%	6.8%
PHF	0.00	0.00	0.00	0.00	0.50	0.89	0.57	0.90	0.00	0.75	0.52	0.58	0.55	0.73	0.00	0.83	0.92

Rolling Hour Summary

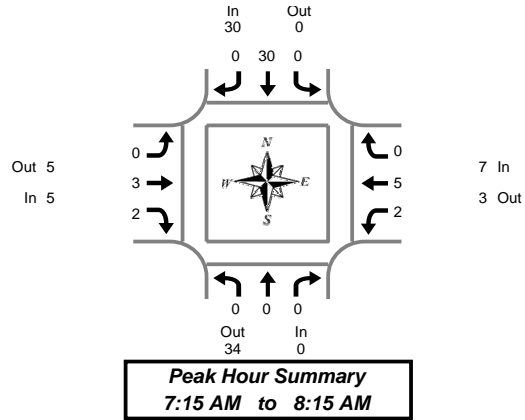
7:00 AM to 9:00 AM

Interval Start Time	Northbound Washington St				Southbound Washington St				Eastbound 6th St				Westbound 6th St				Interval Total	Pedestrians Crosswalk			
	L	T	R	Bikes	L	T	R	Bikes	L	T	R	Bikes	L	T	R	Bikes		North	South	East	West
07:00	0	0	0	3	10	188	34	4	0	10	19	3	146	175	0	2	582	5	13	7	6
07:15	0	0	0	2	12	203	34	3	0	12	25	3	133	201	0	2	620	9	13	5	5
07:30	0	0	0	2	17	197	34	2	0	13	31	3	92	198	0	2	582	13	16	12	3
07:45	0	0	0	3	18	201	36	1	0	13	33	1	82	187	0	2	570	17	13	11	3

Heavy Vehicle Summary



Clay Carney
(503) 833-2740



Washington St & 6th St

Wednesday, August 10, 2005
7:00 AM to 9:00 AM

Heavy Vehicle 5-Minute Interval Summary 7:00 AM to 9:00 AM

Interval Start Time	Northbound Washington St				Southbound Washington St				Eastbound 6th St				Westbound 6th St				Interval Total
	L	T	R	Total	L	T	R	Total	L	T	R	Total	L	T	R	Total	
07:00	0	0	0	0	0	1	0	1	0	0	0	0	1	1	0	2	3
07:05	0	0	0	0	0	1	0	1	0	0	0	0	0	0	0	0	1
07:10	0	0	0	0	1	1	0	2	0	0	0	0	0	0	0	0	2
07:15	0	0	0	0	0	2	0	2	0	0	0	0	0	1	0	1	3
07:20	0	0	0	0	0	3	0	3	0	1	0	1	0	0	0	0	4
07:25	0	0	0	0	0	4	0	4	0	0	0	0	0	0	0	0	4
07:30	0	0	0	0	0	2	0	2	0	1	0	1	1	0	0	1	4
07:35	0	0	0	0	0	3	0	3	0	0	0	0	0	2	0	2	5
07:40	0	0	0	0	0	3	0	3	0	0	0	0	0	0	0	0	3
07:45	0	0	0	0	0	1	0	1	0	0	0	0	0	0	0	0	1
07:50	0	0	0	0	0	4	0	4	0	0	1	1	0	0	0	0	5
07:55	0	0	0	0	0	2	0	2	0	0	0	0	1	2	0	3	5
08:00	0	0	0	0	0	2	0	2	0	0	0	0	0	0	0	0	2
08:05	0	0	0	0	0	1	0	1	0	1	0	1	0	0	0	0	2
08:10	0	0	0	0	0	3	0	3	0	0	1	1	0	0	0	0	4
08:15	0	0	0	0	0	5	0	5	0	0	0	0	0	0	0	0	5
08:20	0	0	0	0	0	4	0	4	0	0	0	0	0	1	0	1	5
08:25	0	0	0	0	0	3	0	3	0	0	0	0	0	0	0	0	3
08:30	0	0	0	0	0	1	0	1	0	1	1	2	0	0	0	0	3
08:35	0	0	0	0	0	5	0	5	0	0	0	0	0	2	0	2	7
08:40	0	0	0	0	0	2	0	2	0	0	0	0	0	1	0	1	3
08:45	0	0	0	0	0	1	0	1	0	0	0	0	0	3	0	3	4
08:50	0	0	0	0	0	0	0	0	0	0	0	0	0	1	0	1	1
08:55	0	0	0	0	0	4	0	4	0	1	0	1	0	1	0	1	6
Total Survey	0	0	0	0	1	58	0	59	0	5	3	8	3	15	0	18	85

Heavy Vehicle 15-Minute Interval Summary 7:00 AM to 9:00 AM

Interval Start Time	Northbound Washington St				Southbound Washington St				Eastbound 6th St				Westbound 6th St				Interval Total
	L	T	R	Total	L	T	R	Total	L	T	R	Total	L	T	R	Total	
07:00	0	0	0	0	1	3	0	4	0	0	0	0	1	1	0	2	6
07:15	0	0	0	0	0	9	0	9	0	1	0	1	0	1	0	1	11
07:30	0	0	0	0	0	8	0	8	0	1	0	1	1	2	0	3	12
07:45	0	0	0	0	0	7	0	7	0	0	1	1	1	2	0	3	11
08:00	0	0	0	0	0	6	0	6	0	1	1	2	0	0	0	0	8
08:15	0	0	0	0	0	12	0	12	0	0	0	0	0	1	0	1	13
08:30	0	0	0	0	0	8	0	8	0	1	1	2	0	3	0	3	13
08:45	0	0	0	0	0	5	0	5	0	1	0	1	0	5	0	5	11
Total Survey	0	0	0	0	1	58	0	59	0	5	3	8	3	15	0	18	85

Heavy Vehicle Peak Hour Summary 7:15 AM to 8:15 AM

By Approach	Northbound Washington St			Southbound Washington St			Eastbound 6th St			Westbound 6th St			Total
	In	Out	Total	In	Out	Total	In	Out	Total	In	Out	Total	
Volume	0	34	34	30	0	30	5	5	10	7	3	10	42
PHF	0.00			0.83			0.63			0.58			0.81

By Movement	Northbound Washington St				Southbound Washington St				Eastbound 6th St				Westbound 6th St				Total
	L	T	R	Total	L	T	R	Total	L	T	R	Total	L	T	R	Total	
Volume	0	0	0	0	0	30	0	30	0	3	2	5	2	5	0	7	42
PHF	0.00	0.00	0.00	0.00	0.00	0.83	0.00	0.83	0.00	0.38	0.50	0.63	0.50	0.63	0.00	0.58	0.81

Heavy Vehicle Rolling Hour Summary 7:00 AM to 9:00 AM

Interval Start Time	Northbound Washington St				Southbound Washington St				Eastbound 6th St				Westbound 6th St				Interval Total
	L	T	R	Total	L	T	R	Total	L	T	R	Total	L	T	R	Total	
07:00	0	0	0	0	1	27	0	28	0	2	1	3	3	6	0	9	40
07:15	0	0	0	0	0	30	0	30	0	3	2	5	2	5	0	7	42
07:30	0	0	0	0	0	33	0	33	0	2	2	4	2	5	0	7	44
07:45	0	0	0	0	0	33	0	33	0	2	3	5	1	6	0	7	45

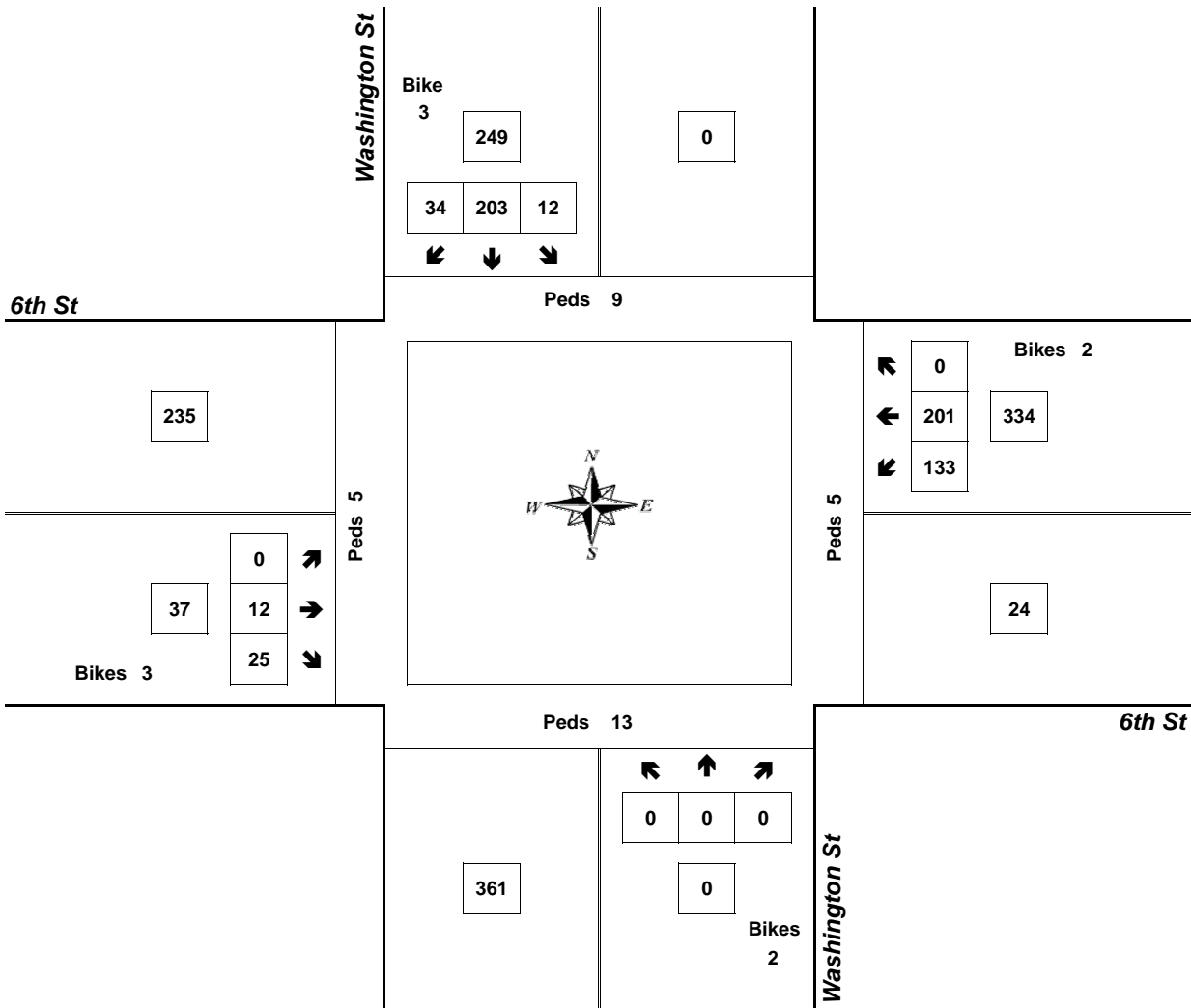
Peak Hour Summary



Clay Carney
(503) 833-2740

Washington St & 6th St

7:15 AM to 8:15 AM
Wednesday, August 10, 2005



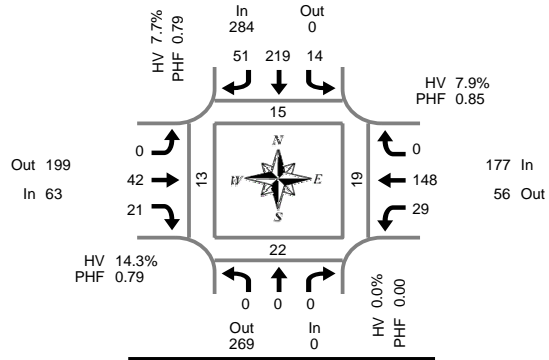
Approach	PHF	HV%	Volume
EB	0.58	13.5%	37
WB	0.83	2.1%	334
NB	0.00	0.0%	0
SB	0.90	12.0%	249
Intersection	0.92	6.8%	620

Count Period: 7:00 AM to 9:00 AM

Total Vehicle Summary



Clay Carney
(503) 833-2740



Washington St & 8th St

Wednesday, August 10, 2005
7:00 AM to 9:00 AM

5-Minute Interval Summary 7:00 AM to 9:00 AM

Interval Start Time	Northbound Washington St				Southbound Washington St				Eastbound 8th St				Westbound 8th St				Interval Total	Pedestrians Crosswalk			
	L	T	R	Bikes	L	T	R	Bikes	L	T	R	Bikes	L	T	R	Bikes		North	South	East	West
07:00	0	0	0	0	0	12	2	0	0	3	0	0	1	7	0	0	25	1	0	0	2
07:05	0	0	0	0	0	6	3	1	0	3	1	0	1	4	0	0	18	0	0	0	1
07:10	0	0	0	0	3	17	0	0	0	0	1	0	2	6	0	0	29	0	0	0	0
07:15	0	0	0	2	0	11	2	0	0	2	1	0	3	7	0	0	26	0	0	1	3
07:20	0	0	0	0	1	18	7	1	0	5	2	0	3	9	0	0	45	0	4	1	2
07:25	0	0	0	0	1	15	4	0	0	1	3	0	3	7	0	0	34	2	0	2	1
07:30	0	0	0	1	1	15	3	0	0	2	1	2	1	12	0	1	35	0	1	0	1
07:35	0	0	0	0	0	16	2	0	0	3	3	0	1	14	0	0	39	2	1	0	1
07:40	0	0	0	2	0	26	2	0	0	5	0	0	2	4	0	0	39	2	2	1	2
07:45	0	0	0	0	0	13	3	0	0	2	1	0	2	16	0	1	37	0	1	0	0
07:50	0	0	0	0	0	25	3	1	0	3	2	0	2	15	0	0	50	1	1	1	0
07:55	0	0	0	0	1	15	9	0	0	3	3	0	3	13	0	0	47	1	3	3	0
08:00	0	0	0	0	0	17	5	2	0	3	0	1	2	17	0	0	44	1	2	2	3
08:05	0	0	0	0	1	17	3	1	0	6	4	1	4	13	0	0	48	1	0	0	0
08:10	0	0	0	0	4	22	4	0	0	3	0	0	2	8	0	0	43	0	2	0	0
08:15	0	0	0	0	2	14	2	0	0	5	2	0	2	17	0	0	44	1	0	2	1
08:20	0	0	0	0	1	9	2	0	0	1	1	0	3	8	0	0	25	0	3	1	0
08:25	0	0	0	0	1	18	2	1	0	1	1	1	1	19	0	0	43	0	1	3	3
08:30	0	0	0	0	0	22	4	0	0	6	1	0	1	11	0	0	45	2	2	2	0
08:35	0	0	0	0	2	23	5	0	0	2	3	0	2	8	0	0	45	3	2	2	2
08:40	0	0	0	1	0	25	9	0	0	1	2	0	4	6	0	1	47	1	2	0	2
08:45	0	0	0	0	2	12	3	0	0	8	2	0	3	13	0	0	43	4	4	3	2
08:50	0	0	0	0	4	14	7	0	0	5	3	0	2	8	0	0	43	2	1	0	2
08:55	0	0	0	0	3	11	5	0	0	6	2	0	1	9	0	0	37	1	0	1	0
Total Survey	0	0	0	6	27	393	91	7	0	79	39	5	51	251	0	3	931	25	32	25	28

15-Minute Interval Summary 7:00 AM to 9:00 AM

Interval Start Time	Northbound Washington St				Southbound Washington St				Eastbound 8th St				Westbound 8th St				Interval Total	Pedestrians Crosswalk			
	L	T	R	Bikes	L	T	R	Bikes	L	T	R	Bikes	L	T	R	Bikes		North	South	East	West
07:00	0	0	0	0	3	35	5	1	0	6	2	0	4	17	0	0	72	1	0	0	3
07:15	0	0	0	2	2	44	13	1	0	8	6	0	9	23	0	0	105	2	4	4	6
07:30	0	0	0	3	1	57	7	0	0	10	4	2	4	30	0	1	113	4	4	1	4
07:45	0	0	0	0	1	53	15	1	0	8	6	0	7	44	0	1	134	2	5	4	0
08:00	0	0	0	0	5	56	12	3	0	12	4	2	8	38	0	0	135	2	4	2	3
08:15	0	0	0	0	4	41	6	1	0	7	4	1	6	44	0	0	112	1	4	6	4
08:30	0	0	0	1	2	70	18	0	0	9	6	0	7	25	0	1	137	6	6	4	4
08:45	0	0	0	0	9	37	15	0	0	19	7	0	6	30	0	0	123	7	5	4	4
Total Survey	0	0	0	6	27	393	91	7	0	79	39	5	51	251	0	3	931	25	32	25	28

Peak Hour Summary 7:50 AM to 8:50 AM

By Approach	Northbound Washington St				Southbound Washington St				Eastbound 8th St				Westbound 8th St				Total	Pedestrians Crosswalk			
	In	Out	Total	Bikes	In	Out	Total	Bikes	In	Out	Total	Bikes	In	Out	Total	Bikes		North	South	East	West
Volume	0	269	269	1	284	0	284	5	63	199	262	3	177	56	233	1	524	15	22	19	13
%HV	0.0%				7.7%				14.3%				7.9%				8.6%				
PHF	0.00				0.79				0.79				0.85				0.93				

By Movement	Northbound Washington St				Southbound Washington St				Eastbound 8th St				Westbound 8th St				Total				
	L	T	R	Total	L	T	R	Total	L	T	R	Total	L	T	R	Total					
Volume	0	0	0	0	14	219	51	284	0	42	21	63	29	148	0	177	524				
%HV	0.0%	0.0%	0.0%	0.0%	0.0%	8.7%	5.9%	7.7%	0.0%	7.1%	28.6%	14.3%	34.5%	2.7%	0.0%	7.9%	8.6%				
PHF	0.00	0.00	0.00	0.00	0.50	0.78	0.71	0.79	0.00	0.75	0.75	0.79	0.81	0.82	0.00	0.85	0.93				

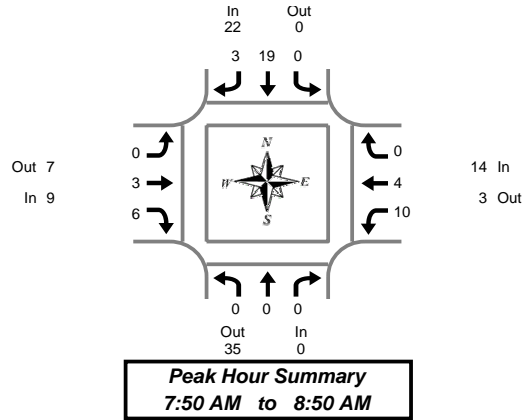
Rolling Hour Summary 7:00 AM to 9:00 AM

Interval Start Time	Northbound Washington St				Southbound Washington St				Eastbound 8th St				Westbound 8th St				Interval Total	Pedestrians Crosswalk			
	L	T	R	Bikes	L	T	R	Bikes	L	T	R	Bikes	L	T	R	Bikes		North	South	East	West
07:00	0	0	0	5	7	189	40	3	0	32	18	2	24	114	0	2	424	9	13	9	13
07:15	0	0	0	5	9	210	47	5	0	38	20	4	28	135	0	2	487	10	17	11	13
07:30	0	0	0	3	11	207	40	5	0	37	18	5	25	156	0	2	494	9	17	13	11
07:45	0	0	0	1	12	220	51	5	0	36	20	3	28	151	0	2	518	11	19	16	11

Heavy Vehicle Summary



Clay Carney
(503) 833-2740



Washington St & 8th St

Wednesday, August 10, 2005
7:00 AM to 9:00 AM

Heavy Vehicle 5-Minute Interval Summary 7:00 AM to 9:00 AM

Interval Start Time	Northbound Washington St				Southbound Washington St				Eastbound 8th St				Westbound 8th St				Interval Total	
	L	T	R	Total	L	T	R	Total	L	T	R	Total	L	T	R	Total		
07:00	0	0	0	0	0	0	0	0	0	0	0	0	0	1	0	0	1	1
07:05	0	0	0	0	0	1	0	1	0	0	0	0	1	0	0	0	1	2
07:10	0	0	0	0	0	3	0	3	0	0	0	0	1	1	0	0	2	5
07:15	0	0	0	0	0	0	0	0	0	0	0	0	1	0	0	0	1	1
07:20	0	0	0	0	0	1	0	1	0	0	0	0	0	0	0	0	0	1
07:25	0	0	0	0	0	1	0	1	0	1	2	3	2	0	0	0	2	6
07:30	0	0	0	0	0	2	0	2	0	2	1	3	0	0	0	0	0	5
07:35	0	0	0	0	0	0	0	0	0	1	2	3	1	1	0	0	2	5
07:40	0	0	0	0	0	1	0	1	0	1	0	1	1	1	0	0	2	4
07:45	0	0	0	0	0	0	0	0	0	2	1	3	0	0	0	0	0	3
07:50	0	0	0	0	0	3	0	3	0	2	1	3	0	2	0	0	2	8
07:55	0	0	0	0	0	0	1	1	0	1	0	1	1	0	0	0	1	3
08:00	0	0	0	0	0	0	0	0	0	0	0	0	0	0	0	0	0	0
08:05	0	0	0	0	0	4	0	4	0	0	1	1	1	0	0	0	1	6
08:10	0	0	0	0	0	2	1	3	0	0	0	0	1	0	0	0	1	4
08:15	0	0	0	0	0	2	0	2	0	0	1	1	1	0	0	0	1	4
08:20	0	0	0	0	0	1	0	1	0	0	0	0	3	2	0	0	5	6
08:25	0	0	0	0	0	0	0	0	0	0	0	0	0	0	0	0	0	0
08:30	0	0	0	0	0	1	0	1	0	0	1	1	1	0	0	0	1	3
08:35	0	0	0	0	0	3	0	3	0	0	1	1	1	0	0	0	1	5
08:40	0	0	0	0	0	3	0	3	0	0	1	1	0	0	0	0	0	4
08:45	0	0	0	0	0	0	1	1	0	0	0	0	1	0	0	0	1	2
08:50	0	0	0	0	0	1	0	1	0	0	0	0	1	0	0	0	1	2
08:55	0	0	0	0	0	0	0	0	0	0	1	1	0	0	0	0	0	1
Total Survey	0	0	0	0	0	29	3	32	0	10	13	23	18	8	0	0	26	81

Heavy Vehicle 15-Minute Interval Summary 7:00 AM to 9:00 AM

Interval Start Time	Northbound Washington St				Southbound Washington St				Eastbound 8th St				Westbound 8th St				Interval Total	
	L	T	R	Total	L	T	R	Total	L	T	R	Total	L	T	R	Total		
07:00	0	0	0	0	0	4	0	4	0	0	0	0	2	2	0	0	4	8
07:15	0	0	0	0	0	2	0	2	0	1	2	3	3	0	0	0	3	8
07:30	0	0	0	0	0	3	0	3	0	4	3	7	2	2	0	0	4	14
07:45	0	0	0	0	0	3	1	4	0	5	2	7	1	2	0	0	3	14
08:00	0	0	0	0	0	6	1	7	0	0	1	1	2	0	0	0	2	10
08:15	0	0	0	0	0	3	0	3	0	0	1	1	4	2	0	0	6	10
08:30	0	0	0	0	0	7	0	7	0	0	3	3	2	0	0	0	2	12
08:45	0	0	0	0	0	1	1	2	0	0	1	1	2	0	0	0	2	5
Total Survey	0	0	0	0	0	29	3	32	0	10	13	23	18	8	0	0	26	81

Heavy Vehicle Peak Hour Summary 7:50 AM to 8:50 AM

By Approach	Northbound Washington St			Southbound Washington St			Eastbound 8th St			Westbound 8th St			Total
	In	Out	Total	In	Out	Total	In	Out	Total	In	Out	Total	
Volume	0	35	35	22	0	22	9	7	16	14	3	17	45
PHF	0.00			0.61			0.56			0.50			0.80

By Movement	Northbound Washington St				Southbound Washington St				Eastbound 8th St				Westbound 8th St				Total
	L	T	R	Total	L	T	R	Total	L	T	R	Total	L	T	R	Total	
Volume	0	0	0	0	0	19	3	22	0	3	6	9	10	4	0	14	45
PHF	0.00	0.00	0.00	0.00	0.00	0.59	0.75	0.61	0.00	0.25	0.50	0.56	0.50	0.50	0.00	0.50	0.80

Heavy Vehicle Rolling Hour Summary 7:00 AM to 9:00 AM

Interval Start Time	Northbound Washington St				Southbound Washington St				Eastbound 8th St				Westbound 8th St				Interval Total
	L	T	R	Total	L	T	R	Total	L	T	R	Total	L	T	R	Total	
07:00	0	0	0	0	0	12	1	13	0	10	7	17	8	6	0	14	44
07:15	0	0	0	0	0	14	2	16	0	10	8	18	8	4	0	12	46
07:30	0	0	0	0	0	15	2	17	0	9	7	16	9	6	0	15	48
07:45	0	0	0	0	0	19	2	21	0	5	7	12	9	4	0	13	46

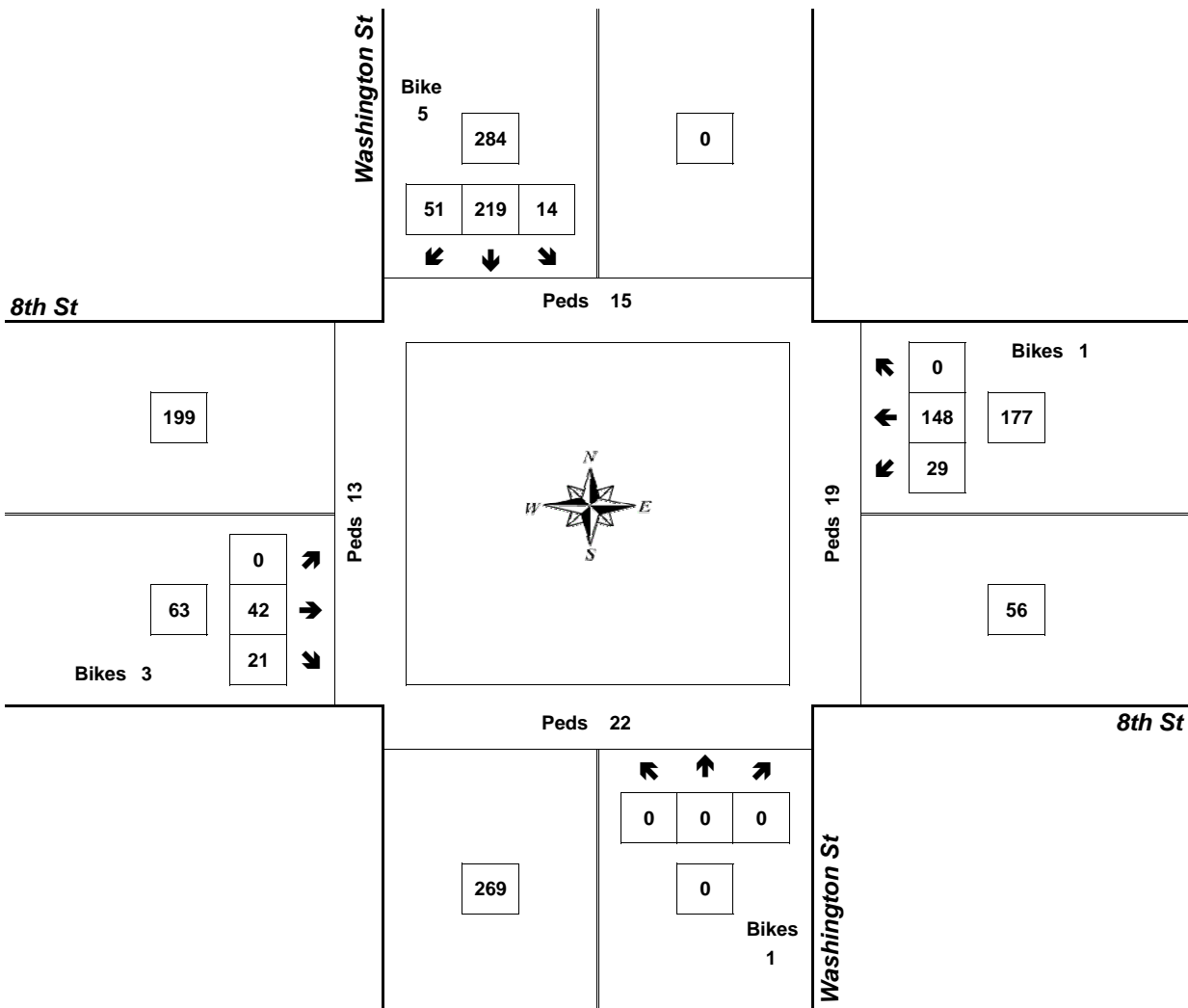
Peak Hour Summary



Clay Carney
(503) 833-2740

Washington St & 8th St

7:50 AM to 8:50 AM
Wednesday, August 10, 2005



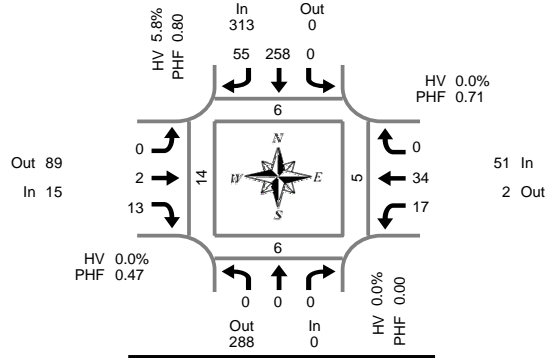
Approach	PHF	HV%	Volume
EB	0.79	14.3%	63
WB	0.85	7.9%	177
NB	0.00	0.0%	0
SB	0.79	7.7%	284
Intersection	0.93	8.6%	524

Count Period: 7:00 AM to 9:00 AM

Total Vehicle Summary



Clay Carney
(503) 833-2740



Washington St & 9th St

Wednesday, August 10, 2005
7:00 AM to 9:00 AM

5-Minute Interval Summary

7:00 AM to 9:00 AM

Interval Start Time	Northbound Washington St				Southbound Washington St				Eastbound 9th St				Westbound 9th St				Interval Total	Pedestrians Crosswalk			
	L	T	R	Bikes	L	T	R	Bikes	L	T	R	Bikes	L	T	R	Bikes		North	South	East	West
07:00	0	0	0	0	0	14	0	1	0	0	0	0	0	3	0	0	17	0	0	0	0
07:05	0	0	0	0	0	9	1	0	0	0	0	0	0	0	0	0	10	1	0	0	0
07:10	0	0	0	0	0	14	0	0	0	0	1	0	0	1	0	0	16	1	0	0	2
07:15	0	0	0	1	0	11	0	0	0	0	0	0	1	1	0	0	13	0	0	1	0
07:20	0	0	0	0	0	19	1	0	0	0	0	0	0	0	0	0	20	0	0	0	2
07:25	0	0	0	0	0	19	3	1	0	0	1	0	0	2	0	0	25	0	0	0	2
07:30	0	0	0	0	0	20	3	0	0	0	1	0	0	2	0	0	26	0	0	0	0
07:35	0	0	0	1	0	15	6	1	0	0	2	1	0	1	0	0	24	0	0	0	0
07:40	0	0	0	0	0	26	4	0	0	0	1	1	0	4	0	0	35	0	0	0	1
07:45	0	0	0	0	0	18	4	1	0	0	1	0	0	1	0	1	24	0	0	2	1
07:50	0	0	0	0	0	28	8	1	0	0	1	0	0	3	0	1	40	0	0	0	2
07:55	0	0	0	0	0	26	8	0	0	0	0	0	0	4	0	0	38	2	0	0	4
08:00	0	0	0	0	0	21	7	0	0	0	0	0	1	4	0	0	33	0	1	0	1
08:05	0	0	0	0	0	22	8	0	0	0	1	0	0	3	0	0	34	1	0	0	0
08:10	0	0	0	1	0	20	5	0	0	0	4	0	6	1	0	0	36	1	0	0	0
08:15	0	0	0	1	0	12	1	0	0	1	0	0	3	2	0	0	19	0	0	0	1
08:20	0	0	0	0	0	15	2	0	0	1	2	0	2	4	0	0	26	0	0	3	0
08:25	0	0	0	0	0	19	4	2	0	0	1	1	0	0	0	0	24	0	3	0	1
08:30	0	0	0	0	0	27	4	1	0	0	0	1	4	6	0	0	41	2	1	0	1
08:35	0	0	0	0	0	24	0	0	0	0	2	0	1	2	0	0	29	0	1	0	2
08:40	0	0	0	1	0	24	1	0	0	0	1	0	2	1	0	0	29	1	1	2	3
08:45	0	0	0	0	0	20	3	0	0	0	1	1	4	1	0	0	29	0	1	0	0
08:50	0	0	0	0	0	20	1	0	0	1	1	0	0	1	0	1	24	1	0	0	3
08:55	0	0	0	0	0	19	4	0	0	0	2	0	3	3	0	0	31	0	0	0	0
Total Survey	0	0	0	5	0	462	78	8	0	3	23	5	27	50	0	3	643	10	8	8	26

15-Minute Interval Summary

7:00 AM to 9:00 AM

Interval Start Time	Northbound Washington St				Southbound Washington St				Eastbound 9th St				Westbound 9th St				Interval Total	Pedestrians Crosswalk			
	L	T	R	Bikes	L	T	R	Bikes	L	T	R	Bikes	L	T	R	Bikes		North	South	East	West
07:00	0	0	0	0	0	37	1	1	0	0	1	0	0	4	0	0	43	2	0	0	2
07:15	0	0	0	1	0	49	4	1	0	0	1	0	1	3	0	0	58	0	0	1	4
07:30	0	0	0	1	0	61	13	1	0	0	4	2	0	7	0	0	85	0	0	0	1
07:45	0	0	0	0	0	72	20	2	0	0	2	0	0	8	0	2	102	2	0	2	7
08:00	0	0	0	1	0	63	20	0	0	0	5	0	7	8	0	0	103	2	1	0	1
08:15	0	0	0	1	0	46	7	2	0	2	3	1	5	6	0	0	69	0	3	3	2
08:30	0	0	0	1	0	75	5	1	0	0	3	1	7	9	0	0	99	3	3	2	6
08:45	0	0	0	0	0	59	8	0	0	1	4	1	7	5	0	1	84	1	1	0	3
Total Survey	0	0	0	5	0	462	78	8	0	3	23	5	27	50	0	3	643	10	8	8	26

Peak Hour Summary

7:40 AM to 8:40 AM

By Approach	Northbound Washington St				Southbound Washington St				Eastbound 9th St				Westbound 9th St				Total	Pedestrians Crosswalk			
	In	Out	Total	Bikes	In	Out	Total	Bikes	In	Out	Total	Bikes	In	Out	Total	Bikes		North	South	East	West
Volume	0	288	288	2	313	0	313	5	15	89	104	3	51	2	53	2	379	6	6	5	14
%HV	0.0%				5.8%				0.0%				0.0%				4.7%				
PHF	0.00				0.80				0.47				0.71				0.85				

By Movement	Northbound Washington St				Southbound Washington St				Eastbound 9th St				Westbound 9th St				Total
	L	T	R	Total	L	T	R	Total	L	T	R	Total	L	T	R	Total	
Volume	0	0	0	0	0	258	55	313	0	2	13	15	17	34	0	51	379
%HV	0.0%	0.0%	0.0%	0.0%	0.0%	7.0%	0.0%	5.8%	0.0%	0.0%	0.0%	0.0%	0.0%	0.0%	0.0%	0.0%	4.7%
PHF	0.00	0.00	0.00	0.00	0.00	0.86	0.60	0.80	0.00	0.25	0.54	0.47	0.39	0.77	0.00	0.71	0.85

Rolling Hour Summary

7:00 AM to 9:00 AM

Interval Start Time	Northbound Washington St				Southbound Washington St				Eastbound 9th St				Westbound 9th St				Interval Total	Pedestrians Crosswalk			
	L	T	R	Bikes	L	T	R	Bikes	L	T	R	Bikes	L	T	R	Bikes		North	South	East	West
07:00	0	0	0	2	0	219	38	5	0	0	8	2	1	22	0	2	288	4	0	3	14
07:15	0	0	0	3	0	245	57	4	0	0	12	2	8	26	0	2	348	4	1	3	13
07:30	0	0	0	3	0	242	60	5	0	2	14	3	12	29	0	2	359	4	4	5	11
07:45	0	0	0	3	0	256	52	5	0	2	13	2	19	31	0	2	373	7	7	7	16

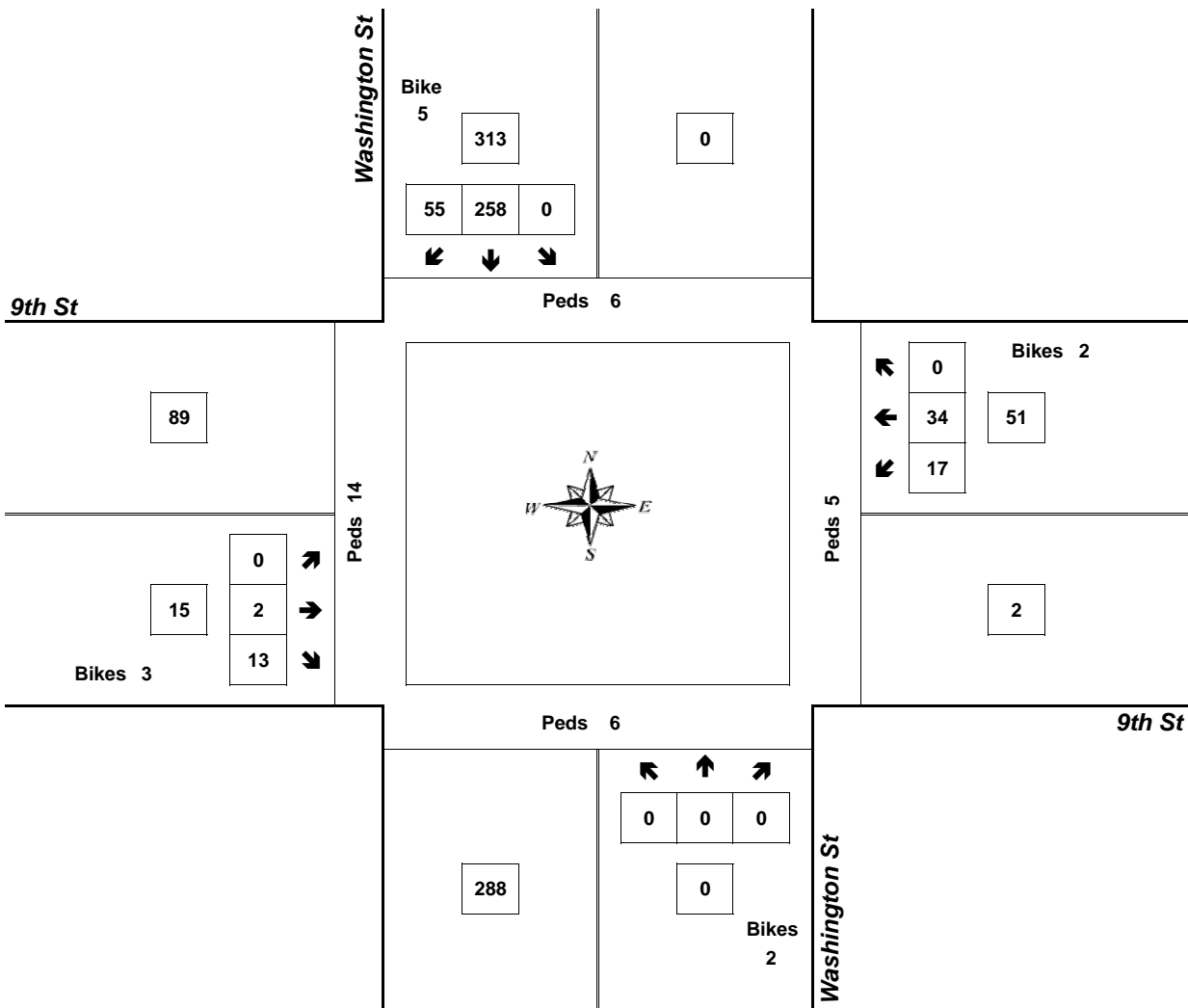
Peak Hour Summary



Clay Carney
(503) 833-2740

Washington St & 9th St

7:40 AM to 8:40 AM
Wednesday, August 10, 2005



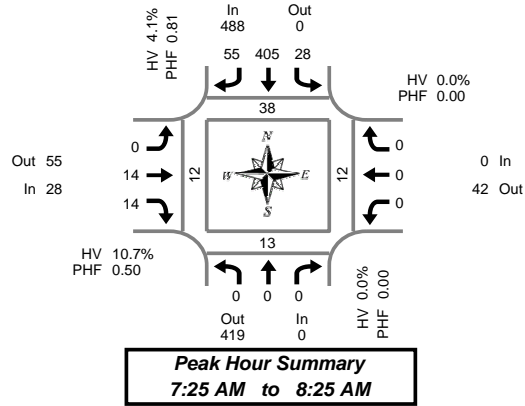
Approach	PHF	HV%	Volume
EB	0.47	0.0%	15
WB	0.71	0.0%	51
NB	0.00	0.0%	0
SB	0.80	5.8%	313
Intersection	0.85	4.7%	379

Count Period: 7:00 AM to 9:00 AM

Total Vehicle Summary



Clay Carney
(503) 833-2740



Washington St & 11th St

Wednesday, June 01, 2005

7:00 AM to 9:00 AM

5-Minute Interval Summary

7:00 AM to 9:00 AM

Interval Start Time	Northbound Washington St				Southbound Washington St				Eastbound 11th St				Westbound 11th St				Interval Total	Pedestrians Crosswalk			
	L	T	R	Bikes	L	T	R	Bikes	L	T	R	Bikes	L	T	R	Bikes		North	South	East	West
07:00	0	0	0	0	1	20	3	0	0	0	1	0	0	0	0	0	0	0	0	0	
07:05	0	0	0	0	1	20	4	0	0	1	1	0	0	0	0	0	0	0	0	0	
07:10	0	0	0	0	1	21	1	0	0	1	2	0	0	0	0	0	0	0	0	0	
07:15	0	0	0	0	1	31	2	0	0	1	1	0	0	0	0	0	0	0	0	0	
07:20	0	0	0	0	1	21	2	0	0	1	1	0	0	0	0	0	0	0	0	0	
07:25	0	0	0	0	1	31	2	0	0	2	1	0	0	0	0	0	0	0	0	0	
07:30	0	0	0	0	1	31	3	0	0	1	1	0	0	0	0	0	0	0	0	0	
07:35	0	0	0	0	2	31	3	0	0	2	0	0	0	0	0	0	0	0	0	0	
07:40	0	0	0	0	2	32	2	0	0	0	0	0	0	0	0	0	0	0	0	0	
07:45	0	0	0	0	3	38	5	0	0	2	8	0	0	0	0	0	0	0	0	0	
07:50	0	0	0	0	2	38	6	0	0	1	1	0	0	0	0	0	0	0	0	0	
07:55	0	0	0	0	3	37	5	0	0	2	0	0	0	0	0	0	0	0	0	0	
08:00	0	0	0	0	4	39	7	1	0	0	1	0	0	0	0	0	0	0	1	0	
08:05	0	0	0	0	4	39	8	1	0	0	0	0	0	0	0	0	0	0	1	0	
08:10	0	0	0	0	4	37	8	0	0	0	0	0	0	0	0	0	0	0	0	0	
08:15	0	0	0	0	1	26	3	0	0	2	1	0	0	0	0	0	0	0	0	0	
08:20	0	0	0	0	1	26	3	0	0	2	1	0	0	0	0	0	0	0	0	0	
08:25	0	0	0	0	2	25	3	0	0	1	0	0	0	0	0	0	0	0	0	0	
08:30	0	0	0	0	2	26	3	0	0	1	3	0	0	0	0	0	0	0	0	0	
08:35	0	0	0	0	2	26	4	0	0	1	2	0	0	0	0	0	0	0	0	0	
08:40	0	0	0	0	2	30	3	0	0	1	1	2	0	0	0	0	0	0	0	0	
08:45	0	0	0	0	2	26	2	0	0	2	1	1	0	0	0	0	0	0	0	0	
08:50	0	0	0	0	1	26	2	0	0	2	2	0	0	0	0	0	0	0	0	0	
08:55	0	0	0	0	2	26	2	0	0	3	1	0	0	0	0	0	0	0	0	0	
Total Survey	0	0	0	0	46	703	86	2	0	29	30	3	0	0	0	2	894	50	28	21	18

15-Minute Interval Summary

7:00 AM to 9:00 AM

Interval Start Time	Northbound Washington St				Southbound Washington St				Eastbound 11th St				Westbound 11th St				Interval Total	Pedestrians Crosswalk			
	L	T	R	Bikes	L	T	R	Bikes	L	T	R	Bikes	L	T	R	Bikes		North	South	East	West
07:00	0	0	0	0	3	61	8	0	0	2	4	0	0	0	0	0	0	0	0	0	
07:15	0	0	0	0	3	83	6	0	0	4	3	0	0	0	0	0	0	0	0	0	
07:30	0	0	0	0	5	94	8	0	0	3	1	0	0	0	0	0	0	0	0	0	
07:45	0	0	0	0	8	113	16	0	0	5	9	0	0	0	0	0	0	0	0	0	
08:00	0	0	0	0	12	115	23	2	0	0	1	0	0	0	0	0	2	151	15	6	1
08:15	0	0	0	0	4	77	9	0	0	5	2	0	0	0	0	0	0	97	2	3	2
08:30	0	0	0	0	6	82	10	0	0	3	6	2	0	0	0	0	0	107	5	0	2
08:45	0	0	0	0	5	78	6	0	0	7	4	1	0	0	0	0	0	100	1	5	1
Total Survey	0	0	0	0	46	703	86	2	0	29	30	3	0	0	0	2	894	50	28	21	18

Peak Hour Summary

7:25 AM to 8:25 AM

By Approach	Northbound Washington St				Southbound Washington St				Eastbound 11th St				Westbound 11th St				Total	Pedestrians Crosswalk			
	In	Out	Total	Bikes	In	Out	Total	Bikes	In	Out	Total	Bikes	In	Out	Total	Bikes		North	South	East	West
Volume	0	419	419	0	488	0	488	2	28	55	83	0	0	42	42	2	516	38	13	12	12
%HV	0.0%				4.1%				10.7%				0.0%				4.5%				
PHF	0.00				0.81				0.50				0.00				0.85				

By Movement	Northbound Washington St				Southbound Washington St				Eastbound 11th St				Westbound 11th St				Total
	L	T	R	Total	L	T	R	Total	L	T	R	Total	L	T	R	Total	
Volume	0	0	0	0	28	405	55	488	0	14	14	28	0	0	0	0	516
%HV	0.0%	0.0%	0.0%	0.0%	3.6%	4.2%	3.6%	4.1%	0.0%	21.4%	0.0%	10.7%	0.0%	0.0%	0.0%	0.0%	4.5%
PHF	0.00	0.00	0.00	0.00	0.58	0.88	0.60	0.81	0.00	0.70	0.39	0.50	0.00	0.00	0.00	0.00	0.85

Rolling Hour Summary

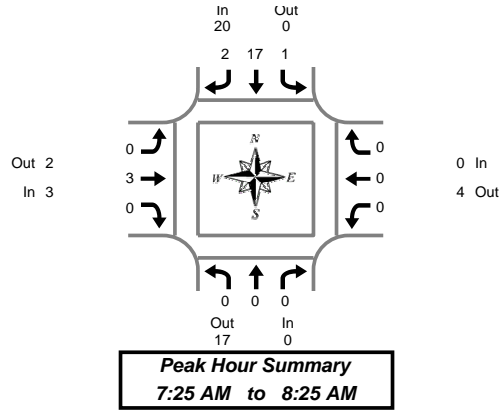
7:00 AM to 9:00 AM

Interval Start Time	Northbound Washington St				Southbound Washington St				Eastbound 11th St				Westbound 11th St				Interval Total	Pedestrians Crosswalk			
	L	T	R	Bikes	L	T	R	Bikes	L	T	R	Bikes	L	T	R	Bikes		North	South	East	West
07:00	0	0	0	0	19	351	38	0	0	14	17	0	0	0	0	0	439	27	14	15	7
07:15	0	0	0	0	28	405	53	2	0	12	14	0	0	0	0	2	512	40	16	11	11
07:30	0	0	0	0	29	399	56	2	0	13	13	0	0	0	0	2	510	37	11	11	13
07:45	0	0	0	0	30	387	58	2	0	13	18	2	0	0	0	2	506	37	10	12	12
08:00	0	0	0	0	27	352	48	2	0	15	13	3	0	0	0	2	455	23	14	6	11

Heavy Vehicle Summary



Clay Carney
(503) 833-2740



Washington St & 11th St

Wednesday, June 01, 2005

7:00 AM to 9:00 AM

Peak Hour Summary
7:25 AM to 8:25 AM

Heavy Vehicle 5-Minute Interval Summary 7:00 AM to 9:00 AM

Interval Start Time	Northbound Washington St				Southbound Washington St				Eastbound 11th St				Westbound 11th St				Interval Total
	L	T	R	Total	L	T	R	Total	L	T	R	Total	L	T	R	Total	
07:00	0	0	0	0	0	0	0	0	0	0	0	0	0	0	0	0	0
07:05	0	0	0	0	0	0	0	0	0	0	0	0	0	0	0	0	0
07:10	0	0	0	0	0	0	0	0	0	0	0	0	0	0	0	0	0
07:15	0	0	0	0	0	1	0	1	0	0	0	0	0	0	0	0	1
07:20	0	0	0	0	0	1	0	1	0	0	0	0	0	0	0	0	1
07:25	0	0	0	0	0	2	0	2	0	0	0	0	0	0	0	0	2
07:30	0	0	0	0	0	1	0	1	0	0	0	0	0	0	0	0	1
07:35	0	0	0	0	0	1	0	1	0	1	0	1	0	0	0	0	2
07:40	0	0	0	0	0	2	0	2	0	0	0	0	0	0	0	0	2
07:45	0	0	0	0	1	2	1	4	0	1	0	1	0	0	0	0	5
07:50	0	0	0	0	0	2	1	3	0	0	0	0	0	0	0	0	3
07:55	0	0	0	0	0	1	0	1	0	0	0	0	0	0	0	0	1
08:00	0	0	0	0	0	2	0	2	0	0	0	0	0	0	0	0	2
08:05	0	0	0	0	0	2	0	2	0	0	0	0	0	0	0	0	2
08:10	0	0	0	0	0	0	0	0	0	0	0	0	0	0	0	0	0
08:15	0	0	0	0	0	1	0	1	0	1	0	1	0	0	0	0	2
08:20	0	0	0	0	0	1	0	1	0	0	0	0	0	0	0	0	1
08:25	0	0	0	0	0	2	0	2	0	0	0	0	0	0	0	0	2
08:30	0	0	0	0	0	1	0	1	0	0	1	1	0	0	0	0	2
08:35	0	0	0	0	0	1	0	1	0	0	0	0	0	0	0	0	1
08:40	0	0	0	0	0	1	0	1	0	0	0	0	0	0	0	0	1
08:45	0	0	0	0	0	1	0	1	0	0	0	0	0	0	0	0	1
08:50	0	0	0	0	0	1	0	1	0	0	0	0	0	0	0	0	1
08:55	0	0	0	0	0	1	0	1	0	0	0	0	0	0	0	0	1
Total Survey	0	0	0	0	1	27	2	30	0	3	1	4	0	0	0	0	34

Heavy Vehicle 15-Minute Interval Summary 7:00 AM to 9:00 AM

Interval Start Time	Northbound Washington St				Southbound Washington St				Eastbound 11th St				Westbound 11th St				Interval Total
	L	T	R	Total	L	T	R	Total	L	T	R	Total	L	T	R	Total	
07:00	0	0	0	0	0	0	0	0	0	0	0	0	0	0	0	0	0
07:15	0	0	0	0	0	4	0	4	0	0	0	0	0	0	0	0	4
07:30	0	0	0	0	0	4	0	4	0	1	0	1	0	0	0	0	5
07:45	0	0	0	0	1	5	2	8	0	1	0	1	0	0	0	0	9
08:00	0	0	0	0	0	4	0	4	0	0	0	0	0	0	0	0	4
08:15	0	0	0	0	0	4	0	4	0	1	0	1	0	0	0	0	5
08:30	0	0	0	0	0	3	0	3	0	0	1	1	0	0	0	0	4
08:45	0	0	0	0	0	3	0	3	0	0	0	0	0	0	0	0	3
Total Survey	0	0	0	0	1	27	2	30	0	3	1	4	0	0	0	0	34

Heavy Vehicle Peak Hour Summary 7:25 AM to 8:25 AM

By Approach	Northbound Washington St			Southbound Washington St			Eastbound 11th St			Westbound 11th St			Total
	In	Out	Total	In	Out	Total	In	Out	Total	In	Out	Total	
Volume	0	17	17	20	0	20	3	2	5	0	4	4	23
PHF	0.00			0.56			0.38			0.00			0.58

By Movement	Northbound Washington St				Southbound Washington St				Eastbound 11th St				Westbound 11th St				Total				
	L	T	R	Total	L	T	R	Total	L	T	R	Total	L	T	R	Total					
Volume	0	0	0	0	1	17	2	20	0	3	0	3	0	0	0	0	0	0	0	0	23
PHF	0.00	0.00	0.00	0.00	0.25	0.71	0.25	0.56	0.00	0.38	0.00	0.38	0.00	0.00	0.00	0.00	0.00	0.00	0.00	0.00	0.58

Heavy Vehicle Rolling Hour Summary 7:00 AM to 9:00 AM

Interval Start Time	Northbound Washington St				Southbound Washington St				Eastbound 11th St				Westbound 11th St				Interval Total
	L	T	R	Total	L	T	R	Total	L	T	R	Total	L	T	R	Total	
07:00	0	0	0	0	1	13	2	16	0	2	0	2	0	0	0	0	18
07:15	0	0	0	0	1	17	2	20	0	2	0	2	0	0	0	0	22
07:30	0	0	0	0	1	17	2	20	0	3	0	3	0	0	0	0	23
07:45	0	0	0	0	1	16	2	19	0	2	1	3	0	0	0	0	22
08:00	0	0	0	0	0	14	0	14	0	1	1	2	0	0	0	0	16

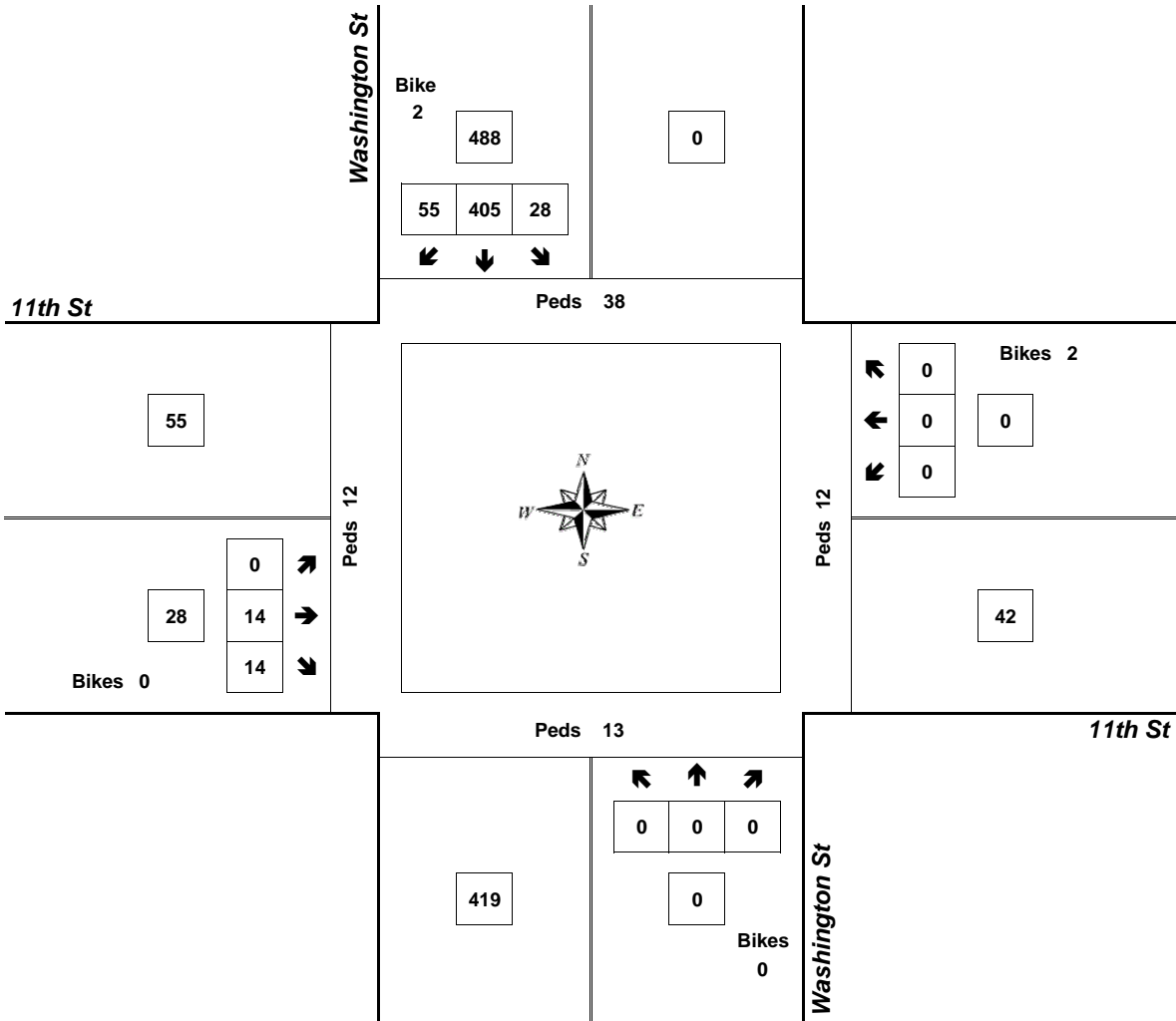
Peak Hour Summary



Clay Carney
(503) 833-2740

Washington St & 11th St

7:25 AM to 8:25 AM
Wednesday, June 01, 2005



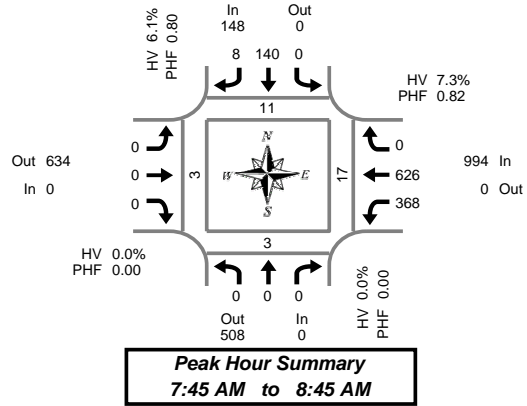
Approach	PHF	HV%	Volume
EB	0.50	10.7%	28
WB	0.00	0.0%	0
NB	0.00	0.0%	0
SB	0.81	4.1%	488
Intersection	0.85	4.5%	516

Count Period: 7:00 AM to 9:00 AM

Total Vehicle Summary



Clay Carney
(503) 833-2740



Washington St & 15th St

Thursday, May 26, 2005
7:00 AM to 9:00 AM

Peak Hour Summary
7:45 AM to 8:45 AM

5-Minute Interval Summary

7:00 AM to 8:50 AM

Interval Start Time	Northbound Washington St				Southbound Washington St				Eastbound 15th St				Westbound 15th St				Interval Total	Pedestrians Crosswalk			
	L	T	R	Bikes	L	T	R	Bikes	L	T	R	Bikes	L	T	R	Bikes		North	South	East	West
07:00	0	0	0	0	0	21	2	0	0	0	0	0	43	106	0	0	172	1	0	0	0
07:15	0	0	0	1	0	27	2	0	0	0	0	0	57	95	0	0	181	0	0	0	0
07:30	0	0	0	0	0	37	3	0	0	0	0	1	56	138	0	0	234	4	1	0	1
07:45	0	0	0	1	0	44	2	0	0	0	0	0	103	199	0	0	348	6	0	3	0
08:00	0	0	0	0	0	40	3	1	0	0	0	0	82	131	0	0	256	3	2	9	0
08:15	0	0	0	0	0	29	1	0	0	0	0	0	89	141	0	0	260	1	1	3	2
08:30	0	0	0	1	0	27	2	1	0	0	0	0	94	155	0	1	278	1	0	2	1
08:45	0	0	0	0	0	18	1	0	0	0	0	0	88	151	0	0	258	6	2	4	1
Total Survey	0	0	0	3	0	243	16	2	0	0	0	1	612	1,116	0	1	1,987	22	6	21	5

15-Minute Interval Summary

7:00 AM to 9:00 AM

Interval Start Time	Northbound Washington St				Southbound Washington St				Eastbound 15th St				Westbound 15th St				Interval Total	Pedestrians Crosswalk			
	L	T	R	Bikes	L	T	R	Bikes	L	T	R	Bikes	L	T	R	Bikes		North	South	East	West
07:00	0	0	0	0	0	21	2	0	0	0	0	0	43	106	0	0	172	1	0	0	0
07:15	0	0	0	1	0	27	2	0	0	0	0	0	57	95	0	0	181	0	0	0	0
07:30	0	0	0	0	0	37	3	0	0	0	0	1	56	138	0	0	234	4	1	0	1
07:45	0	0	0	1	0	44	2	0	0	0	0	0	103	199	0	0	348	6	0	3	0
08:00	0	0	0	0	0	40	3	1	0	0	0	0	82	131	0	0	256	3	2	9	0
08:15	0	0	0	0	0	29	1	0	0	0	0	0	89	141	0	0	260	1	1	3	2
08:30	0	0	0	1	0	27	2	1	0	0	0	0	94	155	0	1	278	1	0	2	1
08:45	0	0	0	0	0	18	1	0	0	0	0	0	88	151	0	0	258	6	2	4	1
Total Survey	0	0	0	3	0	243	16	2	0	0	0	1	612	1,116	0	1	1,987	22	6	21	5

Peak Hour Summary

7:45 AM to 8:45 AM

By Approach	Northbound Washington St				Southbound Washington St				Eastbound 15th St				Westbound 15th St				Total	Pedestrians Crosswalk			
	In	Out	Total	Bikes	In	Out	Total	Bikes	In	Out	Total	Bikes	In	Out	Total	Bikes		North	South	East	West
Volume	0	508	508	2	148	0	148	2	0	634	634	0	994	0	994	1	1,142	11	3	17	3
%HV	0.0%				6.1%				0.0%				7.3%				7.2%				
PHF	0.00				0.80				0.00				0.82				0.82				

By Movement	Northbound Washington St				Southbound Washington St				Eastbound 15th St				Westbound 15th St				Total
	L	T	R	Total	L	T	R	Total	L	T	R	Total	L	T	R	Total	
Volume	0	0	0	0	0	140	8	148	0	0	0	0	368	626	0	994	1,142
%HV	0.0%	0.0%	0.0%	0.0%	0.0%	6.4%	0.0%	6.1%	0.0%	0.0%	0.0%	0.0%	3.0%	9.9%	0.0%	7.3%	7.2%
PHF	0.00	0.00	0.00	0.00	0.00	0.80	0.67	0.80	0.00	0.00	0.00	0.00	0.89	0.79	0.00	0.82	0.82

Rolling Hour Summary

7:00 AM to 9:00 AM

Interval Start Time	Northbound Washington St				Southbound Washington St				Eastbound 15th St				Westbound 15th St				Interval Total	Pedestrians Crosswalk			
	L	T	R	Bikes	L	T	R	Bikes	L	T	R	Bikes	L	T	R	Bikes		North	South	East	West
07:00	0	0	0	2	0	129	9	0	0	0	0	1	259	538	0	0	935	11	1	3	1
07:15	0	0	0	2	0	148	10	1	0	0	0	1	298	563	0	0	1,019	13	3	12	1
07:30	0	0	0	1	0	150	9	1	0	0	0	1	330	609	0	0	1,098	14	4	15	3
07:45	0	0	0	2	0	140	8	2	0	0	0	0	368	626	0	1	1,142	11	3	17	3
08:00	0	0	0	1	0	114	7	2	0	0	0	0	353	578	0	1	1,052	11	5	18	4

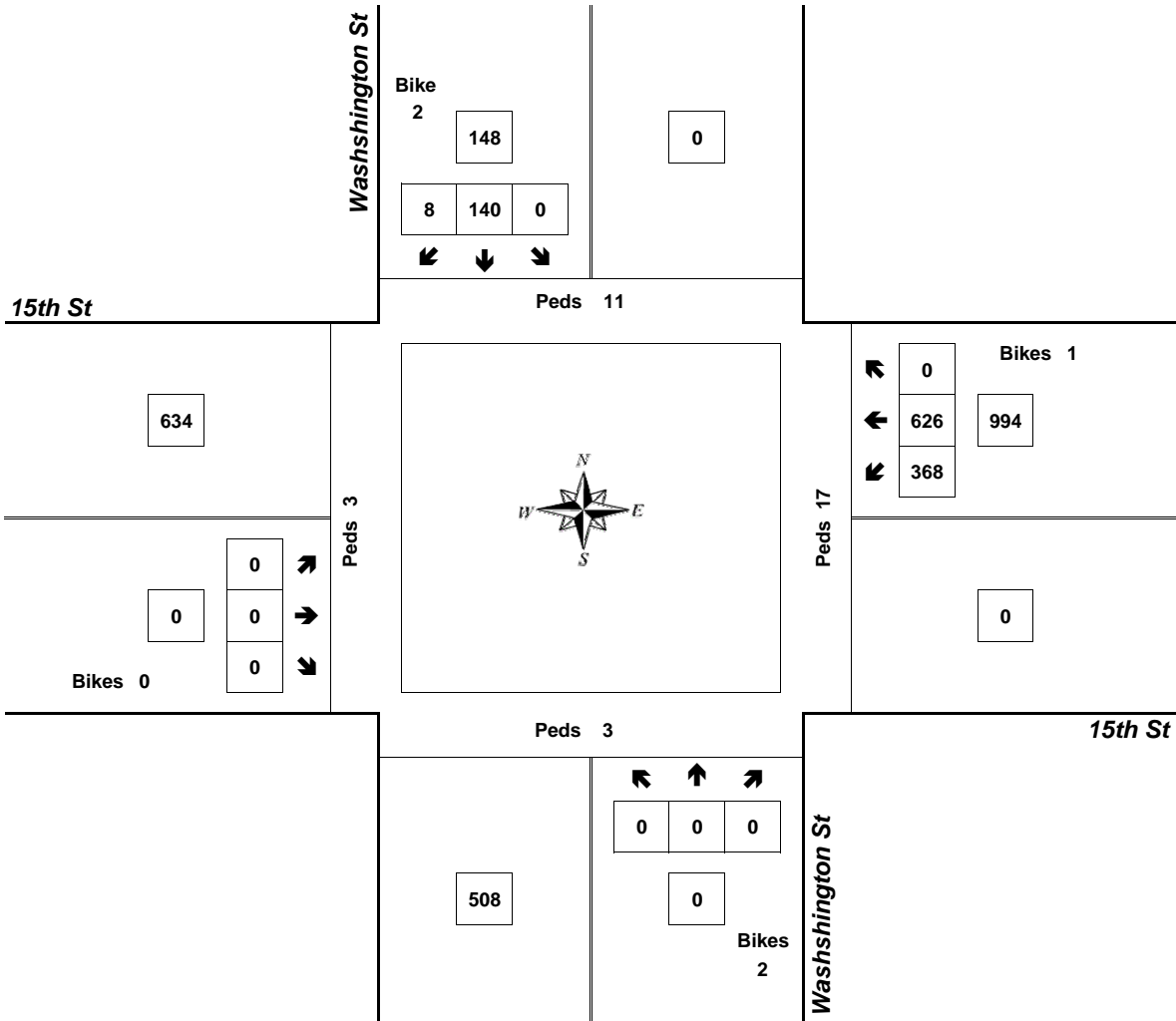
Peak Hour Summary



Clay Carney
(503) 833-2740

Washington St & 15th St

7:45 AM to 8:45 AM
Thursday, May 26, 2005



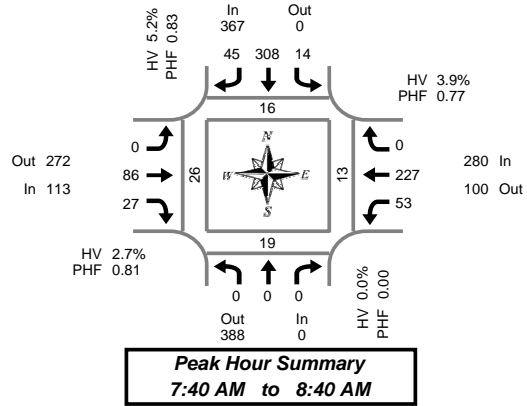
Approach	PHF	HV%	Volume
EB	0.00	0.0%	0
WB	0.82	7.3%	994
NB	0.00	0.0%	0
SB	0.80	6.1%	148
Intersection	0.82	7.2%	1,142

Count Period: 7:00 AM to 9:00 AM

Total Vehicle Summary



Clay Carney
(503) 833-2740



Washington St & Evergreen Blvd

Thursday, June 02, 2005
7:00 AM to 9:00 AM

5-Minute Interval Summary

7:00 AM to 9:00 AM

Interval Start Time	Northbound Washington St				Southbound Washington St				Eastbound Evergreen Blvd				Westbound Evergreen Blvd				Interval Total	Pedestrians Crosswalk			
	L	T	R	Bikes	L	T	R	Bikes	L	T	R	Bikes	L	T	R	Bikes		North	South	East	West
07:00	0	0	0	0	0	14	4	0	0	1	2	0	1	12	0	0	34	0	1	0	0
07:05	0	0	0	0	1	20	1	1	0	1	0	0	0	13	0	0	36	1	0	1	0
07:10	0	0	0	0	2	14	2	0	0	2	2	0	2	9	0	0	33	0	1	0	0
07:15	0	0	0	0	0	14	2	0	0	4	0	0	1	11	0	0	32	0	0	0	0
07:20	0	0	0	0	1	14	0	0	0	3	1	0	0	11	0	0	30	1	4	1	0
07:25	0	0	0	0	1	13	4	0	0	6	1	0	1	16	0	0	42	3	0	0	1
07:30	0	0	0	0	1	23	3	0	0	4	2	0	2	13	0	0	48	0	0	0	2
07:35	0	0	0	0	2	24	6	0	0	8	3	0	5	10	0	0	58	3	0	0	0
07:40	0	0	0	1	2	25	1	0	0	5	0	0	5	19	0	0	57	0	0	3	1
07:45	0	0	0	0	2	26	3	0	0	8	2	0	4	18	0	0	63	0	4	0	2
07:50	0	0	0	0	0	28	2	0	0	5	3	0	4	16	0	0	58	1	0	0	1
07:55	0	0	0	0	1	30	5	0	0	11	0	0	5	27	0	0	79	1	3	1	0
08:00	0	0	0	0	1	30	8	1	0	10	2	0	3	24	0	0	78	2	1	2	3
08:05	0	0	0	0	1	30	5	0	0	5	0	0	5	27	0	0	73	1	0	1	2
08:10	0	0	0	0	0	21	3	0	0	10	4	1	7	23	0	0	68	2	2	2	2
08:15	0	0	0	0	2	29	4	0	0	3	3	0	4	23	0	0	68	2	1	1	0
08:20	0	0	0	0	1	21	5	0	0	5	2	0	5	10	0	0	49	0	3	0	5
08:25	0	0	0	0	0	17	1	0	0	9	2	0	3	14	0	1	46	2	3	0	8
08:30	0	0	0	1	1	21	4	0	0	5	2	0	5	9	0	0	47	4	1	0	1
08:35	0	0	0	0	3	30	4	0	0	10	7	1	3	17	0	0	74	1	1	3	1
08:40	0	0	0	0	3	29	7	0	0	1	0	0	2	9	0	0	51	1	1	0	0
08:45	0	0	0	0	1	25	4	0	0	8	3	1	3	14	0	0	58	0	0	0	2
08:50	0	0	0	0	4	28	3	0	0	4	1	0	2	16	0	1	58	1	1	0	1
08:55	0	0	0	0	3	24	2	0	0	3	6	0	1	14	0	0	53	1	0	0	2
Total Survey	0	0	0	2	33	550	83	2	0	131	48	3	73	375	0	2	1,293	27	27	15	34

15-Minute Interval Summary

7:00 AM to 9:00 AM

Interval Start Time	Northbound Washington St				Southbound Washington St				Eastbound Evergreen Blvd				Westbound Evergreen Blvd				Interval Total	Pedestrians Crosswalk			
	L	T	R	Bikes	L	T	R	Bikes	L	T	R	Bikes	L	T	R	Bikes		North	South	East	West
07:00	0	0	0	0	3	48	7	1	0	4	4	0	3	34	0	0	103	1	2	1	0
07:15	0	0	0	0	2	41	6	0	0	13	2	0	2	38	0	0	104	4	4	1	1
07:30	0	0	0	1	5	72	10	0	0	17	5	0	12	42	0	0	163	3	0	3	3
07:45	0	0	0	0	3	84	10	0	0	24	5	0	13	61	0	0	200	2	7	1	3
08:00	0	0	0	0	2	81	16	1	0	25	6	1	15	74	0	0	219	5	3	5	7
08:15	0	0	0	0	3	67	10	0	0	17	7	0	12	47	0	1	163	4	7	1	13
08:30	0	0	0	1	7	80	15	0	0	16	9	1	10	35	0	0	172	6	3	3	2
08:45	0	0	0	0	8	77	9	0	0	15	10	1	6	44	0	1	169	2	1	0	5
Total Survey	0	0	0	2	33	550	83	2	0	131	48	3	73	375	0	2	1,293	27	27	15	34

Peak Hour Summary

7:40 AM to 8:40 AM

By Approach	Northbound Washington St				Southbound Washington St				Eastbound Evergreen Blvd				Westbound Evergreen Blvd				Total	Pedestrians Crosswalk			
	In	Out	Total	Bikes	In	Out	Total	Bikes	In	Out	Total	Bikes	In	Out	Total	Bikes		North	South	East	West
Volume	0	388	388	2	367	0	367	1	113	272	385	2	280	100	380	1	760	16	19	13	26
%HV	0.0%				5.2%				2.7%				3.9%				4.3%				
PHF	0.00				0.83				0.81				0.77				0.83				

By Movement	Northbound Washington St				Southbound Washington St				Eastbound Evergreen Blvd				Westbound Evergreen Blvd				Total				
	L	T	R	Total	L	T	R	Total	L	T	R	Total	L	T	R	Total					
Volume	0	0	0	0	14	308	45	367	0	86	27	113	53	227	0	280	760				
%HV	0.0%	0.0%	0.0%	0.0%	7.1%	5.2%	4.4%	5.2%	0.0%	2.3%	3.7%	2.7%	5.7%	3.5%	0.0%	3.9%	4.3%				
PHF	0.00	0.00	0.00	0.00	0.88	0.86	0.63	0.83	0.00	0.83	0.61	0.81	0.83	0.73	0.00	0.77	0.83				

Rolling Hour Summary

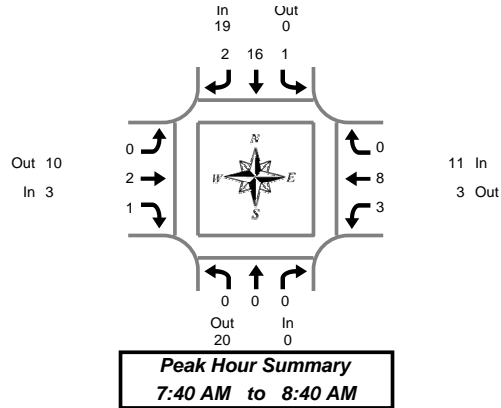
7:00 AM to 9:00 AM

Interval Start Time	Northbound Washington St				Southbound Washington St				Eastbound Evergreen Blvd				Westbound Evergreen Blvd				Interval Total	Pedestrians Crosswalk			
	L	T	R	Bikes	L	T	R	Bikes	L	T	R	Bikes	L	T	R	Bikes		North	South	East	West
07:00	0	0	0	1	13	245	33	1	0	58	16	0	30	175	0	0	570	10	13	6	7
07:15	0	0	0	1	12	278	42	1	0	79	18	1	42	215	0	0	686	14	14	10	14
07:30	0	0	0	1	13	304	46	1	0	83	23	1	52	224	0	1	745	14	17	10	26
07:45	0	0	0	1	15	312	51	1	0	82	27	2	50	217	0	1	754	17	20	10	25
08:00	0	0	0	1	20	305	50	1	0	73	32	3	43	200	0	2	723	17	14	9	27

Heavy Vehicle Summary



Clay Carney
(503) 833-2740



Washington St & Evergreen Blvd

Thursday, June 02, 2005

7:00 AM to 9:00 AM

Heavy Vehicle 5-Minute Interval Summary 7:00 AM to 9:00 AM

Interval Start Time	Northbound Washington St				Southbound Washington St				Eastbound Evergreen Blvd				Westbound Evergreen Blvd				Interval Total
	L	T	R	Total	L	T	R	Total	L	T	R	Total	L	T	R	Total	
07:00	0	0	0	0	0	1	1	2	0	0	0	0	0	0	0	0	2
07:05	0	0	0	0	0	1	0	1	0	0	0	0	0	0	0	0	1
07:10	0	0	0	0	1	1	0	2	0	1	1	2	1	0	0	1	5
07:15	0	0	0	0	0	0	0	0	0	0	0	0	0	1	0	1	1
07:20	0	0	0	0	0	2	0	2	0	0	0	0	0	1	0	1	3
07:25	0	0	0	0	0	0	0	0	0	0	1	1	0	1	0	1	2
07:30	0	0	0	0	0	1	0	1	0	0	0	0	0	0	0	0	1
07:35	0	0	0	0	0	4	0	4	0	0	1	1	0	0	0	0	5
07:40	0	0	0	0	0	2	0	2	0	0	0	0	1	1	0	2	4
07:45	0	0	0	0	0	3	1	4	0	2	0	2	0	0	0	0	6
07:50	0	0	0	0	0	1	0	1	0	0	0	0	0	0	0	0	1
07:55	0	0	0	0	0	0	0	0	0	0	0	0	0	1	0	1	1
08:00	0	0	0	0	0	0	0	0	0	0	0	0	0	1	0	1	1
08:05	0	0	0	0	1	2	0	3	0	0	0	0	0	1	0	1	4
08:10	0	0	0	0	0	0	0	0	0	0	0	0	1	1	0	2	2
08:15	0	0	0	0	0	2	0	2	0	0	0	0	0	0	0	0	2
08:20	0	0	0	0	0	2	1	3	0	0	0	0	0	1	0	1	4
08:25	0	0	0	0	0	0	0	0	0	0	0	0	0	1	0	1	1
08:30	0	0	0	0	0	2	0	2	0	0	0	0	0	0	0	0	2
08:35	0	0	0	0	0	2	0	2	0	0	1	1	1	1	0	2	5
08:40	0	0	0	0	0	2	0	2	0	0	0	0	0	0	0	0	2
08:45	0	0	0	0	0	1	2	3	0	0	1	1	0	2	0	2	6
08:50	0	0	0	0	0	1	1	2	0	0	1	1	0	0	0	0	3
08:55	0	0	0	0	0	0	0	0	0	0	1	1	0	0	0	0	1
Total Survey	0	0	0	0	2	30	6	38	0	3	7	10	4	13	0	17	65

Heavy Vehicle 15-Minute Interval Summary 7:00 AM to 9:00 AM

Interval Start Time	Northbound Washington St				Southbound Washington St				Eastbound Evergreen Blvd				Westbound Evergreen Blvd				Interval Total
	L	T	R	Total	L	T	R	Total	L	T	R	Total	L	T	R	Total	
07:00	0	0	0	0	1	3	1	5	0	1	1	2	1	0	0	1	8
07:15	0	0	0	0	0	2	0	2	0	0	1	1	0	3	0	3	6
07:30	0	0	0	0	0	7	0	7	0	0	1	1	1	1	0	2	10
07:45	0	0	0	0	0	4	1	5	0	2	0	2	0	1	0	1	8
08:00	0	0	0	0	1	2	0	3	0	0	0	0	1	3	0	4	7
08:15	0	0	0	0	0	4	1	5	0	0	0	0	0	2	0	2	7
08:30	0	0	0	0	0	6	0	6	0	0	1	1	1	1	0	2	9
08:45	0	0	0	0	0	2	3	5	0	0	3	3	0	2	0	2	10
Total Survey	0	0	0	0	2	30	6	38	0	3	7	10	4	13	0	17	65

Heavy Vehicle Peak Hour Summary 7:40 AM to 8:40 AM

By Approach	Northbound Washington St			Southbound Washington St			Eastbound Evergreen Blvd			Westbound Evergreen Blvd			Total
	In	Out	Total	In	Out	Total	In	Out	Total	In	Out	Total	
Volume	0	20	20	19	0	19	3	10	13	11	3	14	33
PHF	0.00			0.68			0.38			0.69			0.75

By Movement	Northbound Washington St				Southbound Washington St				Eastbound Evergreen Blvd				Westbound Evergreen Blvd				Total
	L	T	R	Total	L	T	R	Total	L	T	R	Total	L	T	R	Total	
Volume	0	0	0	0	1	16	2	19	0	2	1	3	3	8	0	11	33
PHF	0.00	0.00	0.00	0.00	0.25	0.67	0.50	0.68	0.00	0.25	0.25	0.38	0.75	0.67	0.00	0.69	0.75

Heavy Vehicle Rolling Hour Summary 7:00 AM to 9:00 AM

Interval Start Time	Northbound Washington St				Southbound Washington St				Eastbound Evergreen Blvd				Westbound Evergreen Blvd				Interval Total
	L	T	R	Total	L	T	R	Total	L	T	R	Total	L	T	R	Total	
07:00	0	0	0	0	1	16	2	19	0	3	3	6	2	5	0	7	32
07:15	0	0	0	0	1	15	1	17	0	2	2	4	2	8	0	10	31
07:30	0	0	0	0	1	17	2	20	0	2	1	3	2	7	0	9	32
07:45	0	0	0	0	1	16	2	19	0	2	1	3	2	7	0	9	31
08:00	0	0	0	0	1	14	4	19	0	0	4	4	2	8	0	10	33

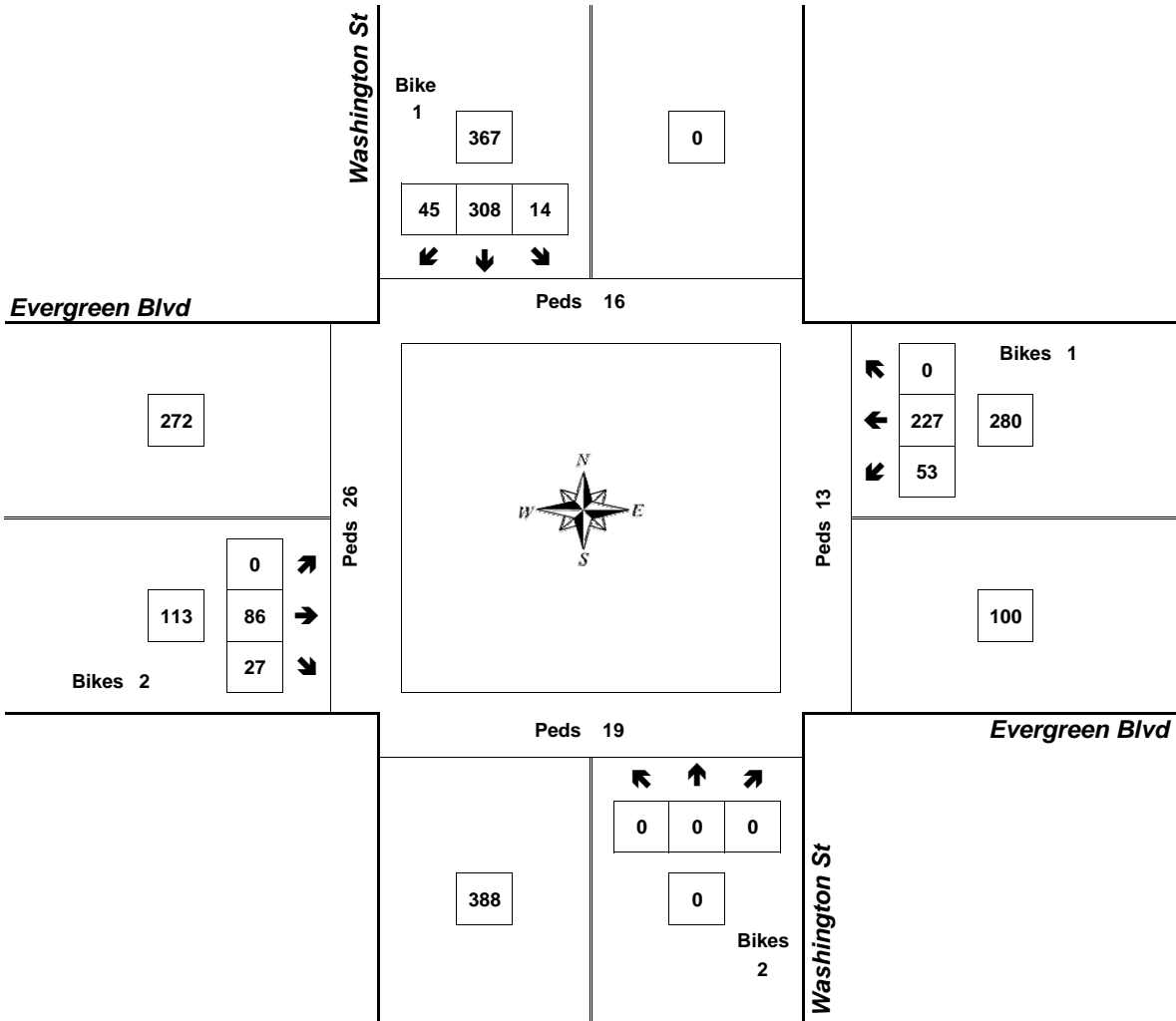
Peak Hour Summary



Clay Carney
(503) 833-2740

Washington St & Evergreen Blvd

7:40 AM to 8:40 AM
Thursday, June 02, 2005



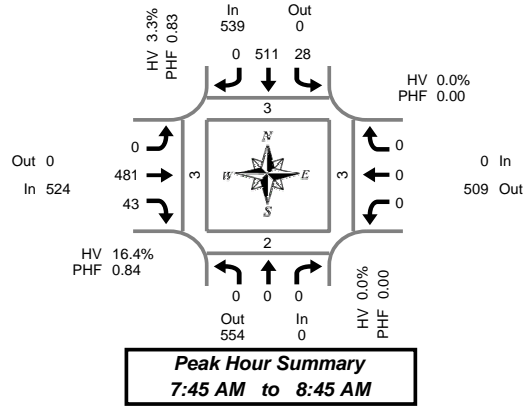
Approach	PHF	HV%	Volume
EB	0.81	2.7%	113
WB	0.77	3.9%	280
NB	0.00	0.0%	0
SB	0.83	5.2%	367
Intersection	0.83	4.3%	760

Count Period: 7:00 AM to 9:00 AM

Total Vehicle Summary



Clay Carney
(503) 833-2740



Washington St & Mill Plain Blvd

Wednesday, June 01, 2005

7:00 AM to 9:00 AM

5-Minute Interval Summary

7:00 AM to 9:00 AM

Interval Start Time	Northbound Washington St				Southbound Washington St				Eastbound Mill Plain Blvd				Westbound Mill Plain Blvd				Interval Total	Pedestrians Crosswalk						
	L	T	R	Bikes	L	T	R	Bikes	L	T	R	Bikes	L	T	R	Bikes		North	South	East	West			
07:00	0	0	0	0	0	25	0	0	0	33	7	0	0	0	0	0	0	0	0	0	0	0		
07:05	0	0	0	0	2	17	0	0	0	38	2	0	0	0	0	0	0	0	0	0	0	0		
07:10	0	0	0	0	1	21	0	0	0	37	6	0	0	0	0	0	0	0	0	0	0	0		
07:15	0	0	0	0	1	19	0	0	0	43	5	0	0	0	0	0	0	0	0	0	0	0		
07:20	0	0	0	0	2	28	0	0	0	43	5	0	0	0	0	0	0	0	0	0	1	0		
07:25	0	0	0	0	3	23	0	0	0	49	4	0	0	0	0	0	0	0	0	0	0	1		
07:30	0	0	0	0	1	41	0	0	0	39	4	0	0	0	0	0	0	0	0	0	0	1		
07:35	0	0	0	0	0	25	0	0	0	36	7	0	0	0	0	0	0	0	0	0	0	0		
07:40	0	0	0	0	4	34	0	0	0	34	2	0	0	0	0	0	0	0	0	0	1	0		
07:45	0	0	0	0	2	43	0	0	0	40	4	0	0	0	0	0	0	0	0	0	0	0		
07:50	0	0	0	0	2	47	0	2	0	52	3	0	0	0	0	0	0	0	0	2	104	0		
07:55	0	0	0	0	4	48	0	0	0	42	4	0	0	0	0	0	0	0	0	0	0	98		
08:00	0	0	0	0	2	48	0	0	0	53	2	0	0	0	0	0	0	0	0	0	0	105		
08:05	0	0	0	0	2	47	0	0	0	36	6	0	0	0	0	0	0	0	0	0	0	91		
08:10	0	0	0	0	3	60	0	0	0	38	3	0	0	0	0	0	0	0	0	0	0	104		
08:15	0	0	0	0	1	29	0	0	0	44	6	0	0	0	0	0	0	0	0	0	0	80		
08:20	0	0	0	0	5	27	0	0	0	38	3	0	0	0	0	0	0	0	0	0	0	73		
08:25	0	0	0	0	0	50	0	0	0	32	2	0	0	0	0	0	0	0	0	0	0	84		
08:30	0	0	0	0	4	34	0	0	0	39	4	0	0	0	0	0	0	0	0	0	0	81		
08:35	0	0	0	0	2	39	0	0	0	33	2	0	0	0	0	0	0	0	0	0	0	76		
08:40	0	0	0	0	1	39	0	0	0	34	4	0	0	0	0	0	0	0	0	0	0	78		
08:45	0	0	0	0	2	25	0	0	0	43	3	0	0	0	0	0	0	0	0	0	0	73		
08:50	0	0	0	0	2	19	0	0	0	19	4	0	0	0	0	0	0	0	0	0	0	44		
08:55	0	0	0	0	0	20	0	0	0	17	2	0	0	0	0	0	0	0	0	0	0	39		
Total Survey	0	0	0	0	46	808	0	2	0	912	94	0	0	0	0	0	0	0	2	1,860	3	3	6	7

15-Minute Interval Summary

7:00 AM to 9:00 AM

Interval Start Time	Northbound Washington St				Southbound Washington St				Eastbound Mill Plain Blvd				Westbound Mill Plain Blvd				Interval Total	Pedestrians Crosswalk								
	L	T	R	Bikes	L	T	R	Bikes	L	T	R	Bikes	L	T	R	Bikes		North	South	East	West					
07:00	0	0	0	0	3	63	0	0	0	108	15	0	0	0	0	0	0	0	0	0	0	189	0	0	0	0
07:15	0	0	0	0	6	70	0	0	0	135	14	0	0	0	0	0	0	0	0	0	0	225	0	0	1	1
07:30	0	0	0	0	5	100	0	0	0	109	13	0	0	0	0	0	0	0	0	0	0	227	0	0	2	1
07:45	0	0	0	0	8	138	0	2	0	134	11	0	0	0	0	0	0	0	2	291	1	0	1	1	1	
08:00	0	0	0	0	7	155	0	0	0	127	11	0	0	0	0	0	0	0	0	0	0	300	0	1	0	0
08:15	0	0	0	0	6	106	0	0	0	114	11	0	0	0	0	0	0	0	0	0	0	237	2	0	1	1
08:30	0	0	0	0	7	112	0	0	0	106	10	0	0	0	0	0	0	0	0	0	0	235	0	1	1	1
08:45	0	0	0	0	4	64	0	0	0	79	9	0	0	0	0	0	0	0	0	0	0	156	0	1	0	2
Total Survey	0	0	0	0	46	808	0	2	0	912	94	0	0	0	0	0	0	0	2	1,860	3	3	6	7		

Peak Hour Summary

7:45 AM to 8:45 AM

By Approach	Northbound Washington St				Southbound Washington St				Eastbound Mill Plain Blvd				Westbound Mill Plain Blvd				Total	Pedestrians Crosswalk			
	In	Out	Total	Bikes	In	Out	Total	Bikes	In	Out	Total	Bikes	In	Out	Total	Bikes		North	South	East	West
Volume	0	554	554	0	539	0	539	2	524	0	524	0	0	509	509	2	1,063	3	2	3	3
%HV	0.0%				3.3%				16.4%				0.0%				9.8%				
PHF	0.00				0.83				0.84				0.00				0.87				

By Movement	Northbound Washington St				Southbound Washington St				Eastbound Mill Plain Blvd				Westbound Mill Plain Blvd				Total
	L	T	R	Total	L	T	R	Total	L	T	R	Total	L	T	R	Total	
Volume	0	0	0	0	28	511	0	539	0	481	43	524	0	0	0	0	1,063
%HV	0.0%	0.0%	0.0%	0.0%	10.7%	2.9%	0.0%	3.3%	0.0%	17.9%	0.0%	16.4%	0.0%	0.0%	0.0%	0.0%	9.8%
PHF	0.00	0.00	0.00	0.00	0.78	0.82	0.00	0.83	0.00	0.82	0.72	0.84	0.00	0.00	0.00	0.00	0.87

Rolling Hour Summary

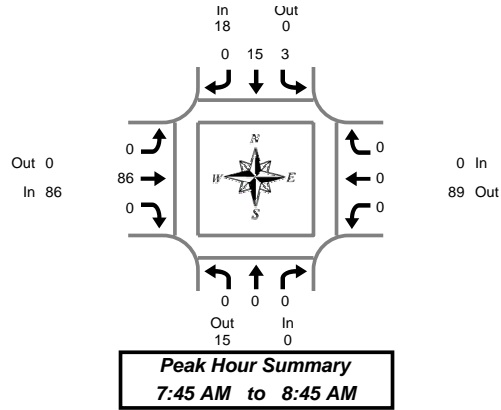
7:00 AM to 9:00 AM

Interval Start Time	Northbound Washington St				Southbound Washington St				Eastbound Mill Plain Blvd				Westbound Mill Plain Blvd				Interval Total	Pedestrians Crosswalk								
	L	T	R	Bikes	L	T	R	Bikes	L	T	R	Bikes	L	T	R	Bikes		North	South	East	West					
07:00	0	0	0	0	22	371	0	2	0	486	53	0	0	0	0	0	0	0	0	0	0	932	1	0	4	3
07:15	0	0	0	0	26	463	0	2	0	505	49	0	0	0	0	0	0	0	0	0	0	1,043	1	1	4	3
07:30	0	0	0	0	26	499	0	2	0	484	46	0	0	0	0	0	0	0	0	0	0	1,055	3	1	4	3
07:45	0	0	0	0	28	511	0	2	0	481	43	0	0	0	0	0	0	0	0	0	0	1,063	3	2	3	3
08:00	0	0	0	0	24	437	0	0	0	426	41	0	0	0	0	0	0	0	0	0	0	928	2	3	2	4

Heavy Vehicle Summary



Clay Carney
(503) 833-2740



Washington St & Mill Plain Blvd

Wednesday, June 01, 2005

7:00 AM to 9:00 AM

Heavy Vehicle 5-Minute Interval Summary

7:00 AM to 9:00 AM

Interval Start Time	Northbound Washington St				Southbound Washington St				Eastbound Mill Plain Blvd				Westbound Mill Plain Blvd				Interval Total
	L	T	R	Total	L	T	R	Total	L	T	R	Total	L	T	R	Total	
07:00	0	0	0	0	0	0	0	0	0	3	1	4	0	0	0	0	4
07:05	0	0	0	0	1	1	0	2	0	5	0	5	0	0	0	0	7
07:10	0	0	0	0	0	3	0	3	0	6	2	8	0	0	0	0	11
07:15	0	0	0	0	0	1	0	1	0	3	0	3	0	0	0	0	4
07:20	0	0	0	0	0	0	0	0	0	4	1	5	0	0	0	0	5
07:25	0	0	0	0	0	0	0	0	0	5	1	6	0	0	0	0	6
07:30	0	0	0	0	0	1	0	1	0	3	0	3	0	0	0	0	4
07:35	0	0	0	0	0	0	0	0	0	5	2	7	0	0	0	0	7
07:40	0	0	0	0	0	1	0	1	0	6	0	6	0	0	0	0	7
07:45	0	0	0	0	0	1	0	1	0	13	0	13	0	0	0	0	14
07:50	0	0	0	0	1	1	0	2	0	9	0	9	0	0	0	0	11
07:55	0	0	0	0	1	2	0	3	0	5	0	5	0	0	0	0	8
08:00	0	0	0	0	0	1	0	1	0	9	0	9	0	0	0	0	10
08:05	0	0	0	0	0	2	0	2	0	7	0	7	0	0	0	0	9
08:10	0	0	0	0	0	2	0	2	0	6	0	6	0	0	0	0	8
08:15	0	0	0	0	0	1	0	1	0	5	0	5	0	0	0	0	6
08:20	0	0	0	0	0	0	0	0	0	5	0	5	0	0	0	0	5
08:25	0	0	0	0	0	4	0	4	0	8	0	8	0	0	0	0	12
08:30	0	0	0	0	0	0	0	0	0	11	0	11	0	0	0	0	11
08:35	0	0	0	0	1	0	0	1	0	4	0	4	0	0	0	0	5
08:40	0	0	0	0	0	1	0	1	0	4	0	4	0	0	0	0	5
08:45	0	0	0	0	0	2	0	2	0	7	0	7	0	0	0	0	9
08:50	0	0	0	0	1	0	0	1	0	4	0	4	0	0	0	0	5
08:55	0	0	0	0	0	0	0	0	0	4	0	4	0	0	0	0	4
Total Survey	0	0	0	0	5	24	0	29	0	141	7	148	0	0	0	0	177

Heavy Vehicle 15-Minute Interval Summary

7:00 AM to 9:00 AM

Interval Start Time	Northbound Washington St				Southbound Washington St				Eastbound Mill Plain Blvd				Westbound Mill Plain Blvd				Interval Total
	L	T	R	Total	L	T	R	Total	L	T	R	Total	L	T	R	Total	
07:00	0	0	0	0	1	4	0	5	0	14	3	17	0	0	0	0	22
07:15	0	0	0	0	0	1	0	1	0	12	2	14	0	0	0	0	15
07:30	0	0	0	0	0	2	0	2	0	14	2	16	0	0	0	0	18
07:45	0	0	0	0	2	4	0	6	0	27	0	27	0	0	0	0	33
08:00	0	0	0	0	0	5	0	5	0	22	0	22	0	0	0	0	27
08:15	0	0	0	0	0	5	0	5	0	18	0	18	0	0	0	0	23
08:30	0	0	0	0	1	1	0	2	0	19	0	19	0	0	0	0	21
08:45	0	0	0	0	1	2	0	3	0	15	0	15	0	0	0	0	18
Total Survey	0	0	0	0	5	24	0	29	0	141	7	148	0	0	0	0	177

Heavy Vehicle Peak Hour Summary

7:45 AM to 8:45 AM

By Approach	Northbound Washington St			Southbound Washington St			Eastbound Mill Plain Blvd			Westbound Mill Plain Blvd			Total
	In	Out	Total	In	Out	Total	In	Out	Total	In	Out	Total	
Volume	0	15	15	18	0	18	86	0	86	0	89	89	104
PHF	0.00			0.75			0.80			0.00			0.79

By Movement	Northbound Washington St				Southbound Washington St				Eastbound Mill Plain Blvd				Westbound Mill Plain Blvd				Total
	L	T	R	Total	L	T	R	Total	L	T	R	Total	L	T	R	Total	
Volume	0	0	0	0	3	15	0	18	0	86	0	86	0	0	0	0	104
PHF	0.00	0.00	0.00	0.00	0.38	0.75	0.00	0.75	0.00	0.80	0.00	0.80	0.00	0.00	0.00	0.00	0.79

Heavy Vehicle Rolling Hour Summary

7:00 AM to 9:00 AM

Interval Start Time	Northbound Washington St				Southbound Washington St				Eastbound Mill Plain Blvd				Westbound Mill Plain Blvd				Interval Total
	L	T	R	Total	L	T	R	Total	L	T	R	Total	L	T	R	Total	
07:00	0	0	0	0	3	11	0	14	0	67	7	74	0	0	0	0	88
07:15	0	0	0	0	2	12	0	14	0	75	4	79	0	0	0	0	93
07:30	0	0	0	0	2	16	0	18	0	81	2	83	0	0	0	0	101
07:45	0	0	0	0	3	15	0	18	0	86	0	86	0	0	0	0	104
08:00	0	0	0	0	2	13	0	15	0	74	0	74	0	0	0	0	89

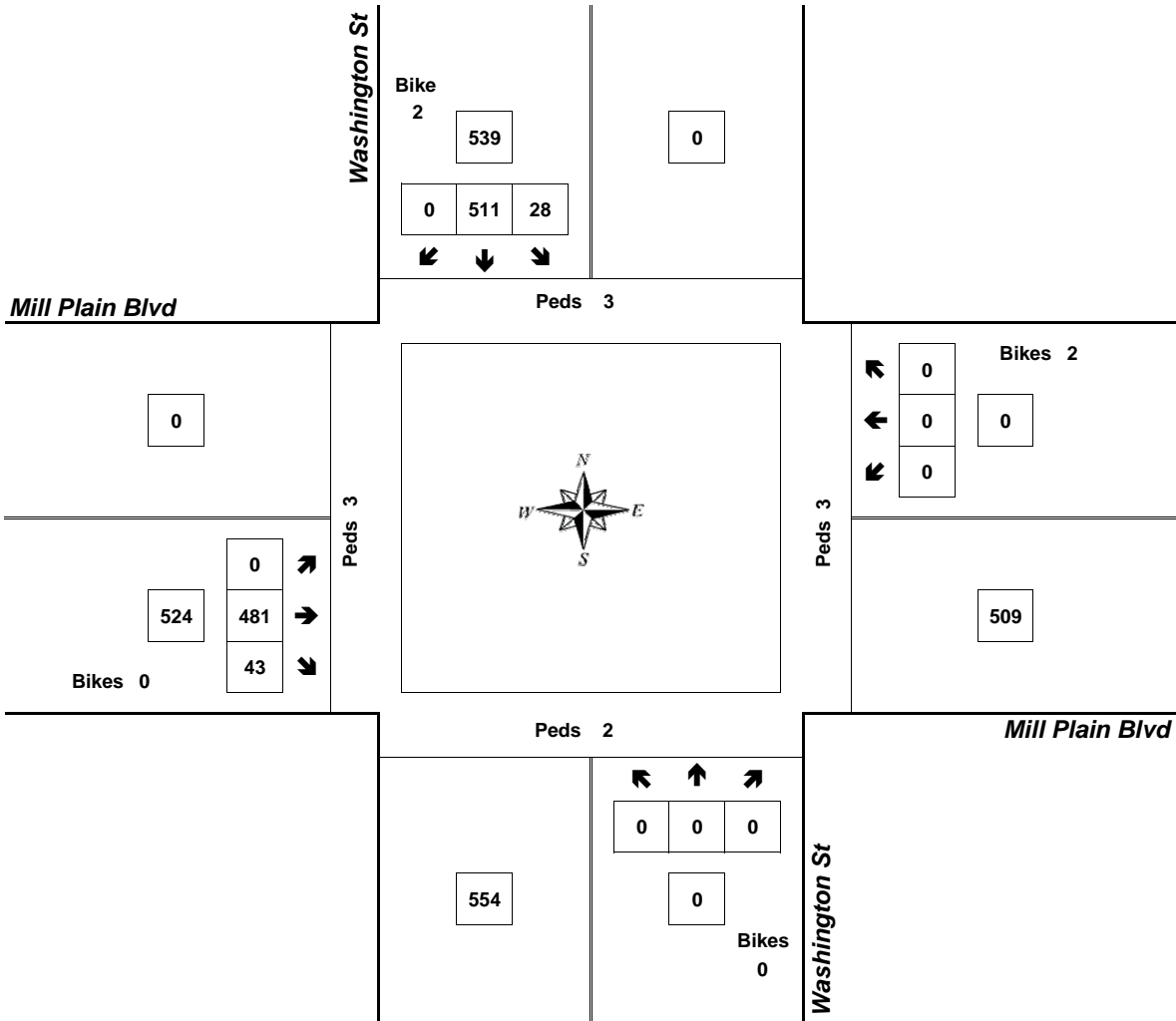
Peak Hour Summary



Clay Carney
(503) 833-2740

Washington St & Mill Plain Blvd

7:45 AM to 8:45 AM
Wednesday, June 01, 2005



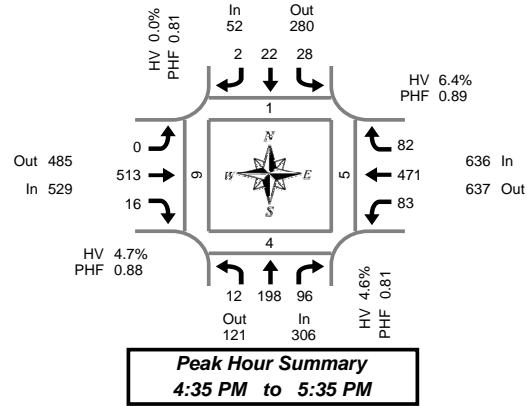
Approach	PHF	HV%	Volume
EB	0.84	16.4%	524
WB	0.00	0.0%	0
NB	0.00	0.0%	0
SB	0.83	3.3%	539
Intersection	0.87	9.8%	1,063

Count Period: 7:00 AM to 9:00 AM

Total Vehicle Summary



Clay Carney
(503) 833-2740



Broadway St & 4th Plain Blvd

Tuesday, June 07, 2005

4:00 PM to 6:00 PM

5-Minute Interval Summary

4:00 PM to 6:00 PM

Interval Start Time	Northbound Broadway St				Southbound Broadway St				Eastbound 4th Plain Blvd				Westbound 4th Plain Blvd				Interval Total	Pedestrians Crosswalk			
	L	T	R	Bikes	L	T	R	Bikes	L	T	R	Bikes	L	T	R	Bikes		North	South	East	West
16:00	1	9	4	0	1	3	0	0	0	31	0	0	7	36	7	0	99	0	0	0	2
16:05	2	14	7	0	2	2	2	0	0	40	1	0	8	25	4	0	107	4	0	0	0
16:10	0	11	9	0	1	0	1	0	0	52	2	0	10	47	5	0	138	1	0	0	1
16:15	2	12	5	0	0	2	0	1	0	55	1	0	5	36	9	0	127	0	0	0	1
16:20	0	15	5	0	0	4	0	0	0	41	1	0	11	44	12	0	133	2	3	0	0
16:25	1	13	5	0	0	0	0	0	0	53	5	2	2	48	7	0	134	0	0	0	0
16:30	0	7	6	0	2	2	0	0	0	36	1	0	4	34	5	0	97	0	2	0	0
16:35	2	21	8	0	3	1	0	0	0	44	1	0	9	35	5	0	129	0	0	0	1
16:40	1	8	11	0	2	3	0	0	0	61	1	0	6	38	5	0	136	0	0	0	1
16:45	2	13	3	0	2	2	1	0	0	40	3	0	8	36	7	0	117	0	0	2	0
16:50	0	13	6	0	2	2	0	0	0	28	2	0	10	29	9	0	101	0	2	1	0
16:55	0	12	9	0	1	4	0	0	0	36	1	0	2	32	10	0	107	0	0	0	0
17:00	2	25	8	0	3	1	0	0	0	45	3	0	5	50	9	0	151	0	0	0	2
17:05	0	20	7	0	4	1	0	0	0	41	1	0	5	39	6	1	124	0	0	0	3
17:10	1	16	15	0	5	2	0	0	0	45	0	0	10	32	6	0	132	0	2	0	0
17:15	1	26	8	0	0	3	0	0	0	42	1	0	5	46	5	0	137	0	0	0	1
17:20	1	16	8	0	1	0	0	0	0	39	2	0	7	49	10	0	133	0	0	0	0
17:25	2	12	9	0	3	0	1	0	0	47	1	0	10	42	5	0	132	1	0	0	0
17:30	0	16	4	0	2	3	0	0	0	45	0	0	6	43	5	0	124	0	0	2	1
17:35	1	13	8	0	2	0	0	0	0	43	0	0	5	34	10	0	116	0	0	0	1
17:40	0	7	4	0	1	2	0	0	0	54	0	0	5	51	7	0	131	0	0	0	0
17:45	2	8	10	0	2	1	0	0	0	42	1	0	8	39	10	0	123	0	0	0	1
17:50	0	7	5	0	3	2	0	0	0	36	1	0	7	43	5	0	109	0	0	0	1
17:55	1	11	11	0	0	2	0	0	0	39	1	0	4	34	5	0	108	0	1	0	0
Total Survey	22	325	175	0	42	42	5	1	0	1,035	30	2	159	942	168	1	2,945	8	10	5	16

15-Minute Interval Summary

4:00 PM to 6:00 PM

Interval Start Time	Northbound Broadway St				Southbound Broadway St				Eastbound 4th Plain Blvd				Westbound 4th Plain Blvd				Interval Total	Pedestrians Crosswalk			
	L	T	R	Bikes	L	T	R	Bikes	L	T	R	Bikes	L	T	R	Bikes		North	South	East	West
16:00	3	34	20	0	4	5	3	0	0	123	3	0	25	108	16	0	344	5	0	0	3
16:15	3	40	15	0	0	6	0	1	0	149	7	2	18	128	28	0	394	2	3	0	1
16:30	3	36	25	0	7	6	0	0	0	141	3	0	19	107	15	0	362	0	2	0	2
16:45	2	38	18	0	5	8	1	0	0	104	6	0	20	97	26	0	325	0	2	3	0
17:00	3	61	30	0	12	4	0	0	0	131	4	0	20	121	21	1	407	0	2	0	5
17:15	4	54	25	0	4	3	1	0	0	128	4	0	22	137	20	0	402	1	0	0	1
17:30	1	36	16	0	5	5	0	0	0	142	0	0	16	128	22	0	371	0	0	2	2
17:45	3	26	26	0	5	5	0	0	0	117	3	0	19	116	20	0	340	0	1	0	2
Total Survey	22	325	175	0	42	42	5	1	0	1,035	30	2	159	942	168	1	2,945	8	10	5	16

Peak Hour Summary

4:35 PM to 5:35 PM

By Approach	Northbound Broadway St				Southbound Broadway St				Eastbound 4th Plain Blvd				Westbound 4th Plain Blvd				Total	Pedestrians Crosswalk			
	In	Out	Total	Bikes	In	Out	Total	Bikes	In	Out	Total	Bikes	In	Out	Total	Bikes		North	South	East	West
Volume	306	121	427	0	52	280	332	0	529	485	1,014	0	636	637	1,273	1	1,523	1	4	5	9
%HV	4.6%				0.0%				4.7%				6.4%				5.3%				
PHF	0.81				0.81				0.88				0.89				0.94				

By Movement	Northbound Broadway St				Southbound Broadway St				Eastbound 4th Plain Blvd				Westbound 4th Plain Blvd				Total
	L	T	R	Total	L	T	R	Total	L	T	R	Total	L	T	R	Total	
Volume	12	198	96	306	28	22	2	52	0	513	16	529	83	471	82	636	1,523
%HV	8.3%	4.0%	5.2%	4.6%	0.0%	0.0%	0.0%	0.0%	0.0%	4.9%	0.0%	4.7%	0.0%	8.3%	2.4%	6.4%	5.3%
PHF	0.60	0.80	0.77	0.81	0.58	0.69	0.50	0.81	0.00	0.88	0.67	0.88	0.86	0.86	0.73	0.89	0.94

Rolling Hour Summary

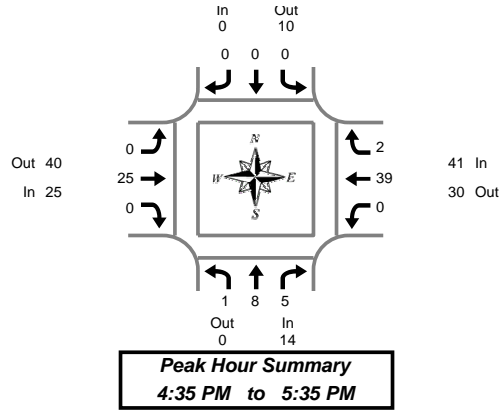
4:00 PM to 6:00 PM

Interval Start Time	Northbound Broadway St				Southbound Broadway St				Eastbound 4th Plain Blvd				Westbound 4th Plain Blvd				Interval Total	Pedestrians Crosswalk			
	L	T	R	Bikes	L	T	R	Bikes	L	T	R	Bikes	L	T	R	Bikes		North	South	East	West
16:00	11	148	78	0	16	25	4	1	0	517	19	2	82	440	85	0	1,425	7	7	3	6
16:15	11	175	88	0	24	24	1	1	0	525	20	2	77	453	90	1	1,488	2	9	3	8
16:30	12	189	98	0	28	21	2	0	0	504	17	0	81	462	82	1	1,496	1	6	3	8
16:45	10	189	89	0	26	20	2	0	0	505	14	0	78	483	89	1	1,505	1	4	5	8
17:00	11	177	97	0	26	17	1	0	0	518	11	0	77	502	83	1	1,520	1	3	2	10

Heavy Vehicle Summary



Clay Carney
(503) 833-2740



Broadway St & 4th Plain Blvd

Tuesday, June 07, 2005
4:00 PM to 6:00 PM

Heavy Vehicle 5-Minute Interval Summary 4:00 PM to 6:00 PM

Interval Start Time	Northbound Broadway St				Southbound Broadway St				Eastbound 4th Plain Blvd				Westbound 4th Plain Blvd				Interval Total
	L	T	R	Total	L	T	R	Total	L	T	R	Total	L	T	R	Total	
16:00	0	0	0	0	0	0	0	0	0	3	0	3	0	4	2	6	9
16:05	0	3	1	4	0	0	0	0	0	0	0	0	0	1	0	1	5
16:10	0	0	0	0	0	0	0	0	0	2	0	2	0	5	1	6	8
16:15	1	0	0	1	0	0	0	0	0	2	0	2	0	5	1	6	9
16:20	0	1	0	1	0	0	0	0	0	3	0	3	1	4	0	5	9
16:25	0	1	1	2	0	0	0	0	0	3	1	4	0	1	0	1	7
16:30	0	1	0	1	0	0	0	0	0	4	0	4	0	3	0	3	8
16:35	0	2	1	3	0	0	0	0	0	3	0	3	0	2	0	2	8
16:40	0	0	0	0	0	0	0	0	0	1	0	1	0	2	0	2	3
16:45	0	0	0	0	0	0	0	0	0	3	0	3	0	5	1	6	9
16:50	0	1	1	2	0	0	0	0	0	1	0	1	0	1	1	2	5
16:55	0	1	0	1	0	0	0	0	0	2	0	2	0	7	0	7	10
17:00	0	0	0	0	0	0	0	0	0	2	0	2	0	4	0	4	6
17:05	0	0	1	1	0	0	0	0	0	3	0	3	0	4	0	4	8
17:10	0	1	0	1	0	0	0	0	0	3	0	3	0	4	0	4	8
17:15	1	0	0	1	0	0	0	0	0	2	0	2	0	2	0	2	5
17:20	0	1	1	2	0	0	0	0	0	2	0	2	0	2	0	2	6
17:25	0	0	0	0	0	0	0	0	0	1	0	1	0	2	0	2	3
17:30	0	2	1	3	0	0	0	0	0	2	0	2	0	4	0	4	9
17:35	0	1	0	1	0	0	0	0	0	3	0	3	0	3	0	3	7
17:40	0	0	0	0	0	0	0	0	0	2	0	2	0	1	0	1	3
17:45	0	0	0	0	0	0	0	0	0	1	0	1	0	5	0	5	6
17:50	0	0	1	1	0	0	0	0	0	1	0	1	0	4	0	4	6
17:55	0	0	0	0	0	0	0	0	0	2	0	2	0	1	0	1	3
Total Survey	2	15	8	25	0	0	0	0	0	51	1	52	1	76	6	83	160

Heavy Vehicle 15-Minute Interval Summary 4:00 PM to 6:00 PM

Interval Start Time	Northbound Broadway St				Southbound Broadway St				Eastbound 4th Plain Blvd				Westbound 4th Plain Blvd				Interval Total
	L	T	R	Total	L	T	R	Total	L	T	R	Total	L	T	R	Total	
16:00	0	3	1	4	0	0	0	0	0	5	0	5	0	10	3	13	22
16:15	1	2	1	4	0	0	0	0	0	8	1	9	1	10	1	12	25
16:30	0	3	1	4	0	0	0	0	0	8	0	8	0	7	0	7	19
16:45	0	2	1	3	0	0	0	0	0	6	0	6	0	13	2	15	24
17:00	0	1	1	2	0	0	0	0	0	8	0	8	0	12	0	12	22
17:15	1	1	1	3	0	0	0	0	0	5	0	5	0	6	0	6	14
17:30	0	3	1	4	0	0	0	0	0	7	0	7	0	8	0	8	19
17:45	0	0	1	1	0	0	0	0	0	4	0	4	0	10	0	10	15
Total Survey	2	15	8	25	0	0	0	0	0	51	1	52	1	76	6	83	160

Heavy Vehicle Peak Hour Summary 4:35 PM to 5:35 PM

By Approach	Northbound Broadway St			Total	Southbound Broadway St			Total	Eastbound 4th Plain Blvd			Total	Westbound 4th Plain Blvd			Total
	In	Out	Total		In	Out	Total		In	Out	Total		In	Out	Total	
Volume	14	0	14		0	10	10		25	40	65		41	30	71	80
PHF	0.70				0.00				0.78				0.68			0.83

By Movement	Northbound Broadway St				Total	Southbound Broadway St				Total	Eastbound 4th Plain Blvd				Total	Westbound 4th Plain Blvd				Total
	L	T	R	Total		L	T	R	Total		L	T	R	Total		L	T	R	Total	
Volume	1	8	5	14		0	0	0	0		0	25	0	25		0	39	2	41	80
PHF	0.25	0.67	0.63	0.70		0.00	0.00	0.00	0.00		0.00	0.78	0.00	0.78		0.00	0.65	0.25	0.68	0.83

Heavy Vehicle Rolling Hour Summary 4:00 PM to 6:00 PM

Interval Start Time	Northbound Broadway St				Total	Southbound Broadway St				Total	Eastbound 4th Plain Blvd				Total	Interval Total			
	0	0	0	Total		0	0	0	Total		0	0	0	Total			0	0	0
16:00	1	10	4	15		0	0	0	0		0	27	1	28	1	40	6	47	90
16:15	1	8	4	13		0	0	0	0		0	30	1	31	1	42	3	46	90
16:30	1	7	4	12		0	0	0	0		0	27	0	27	0	38	2	40	79
16:45	1	7	4	12		0	0	0	0		0	26	0	26	0	39	2	41	79
17:00	1	5	4	10		0	0	0	0		0	24	0	24	0	36	0	36	70

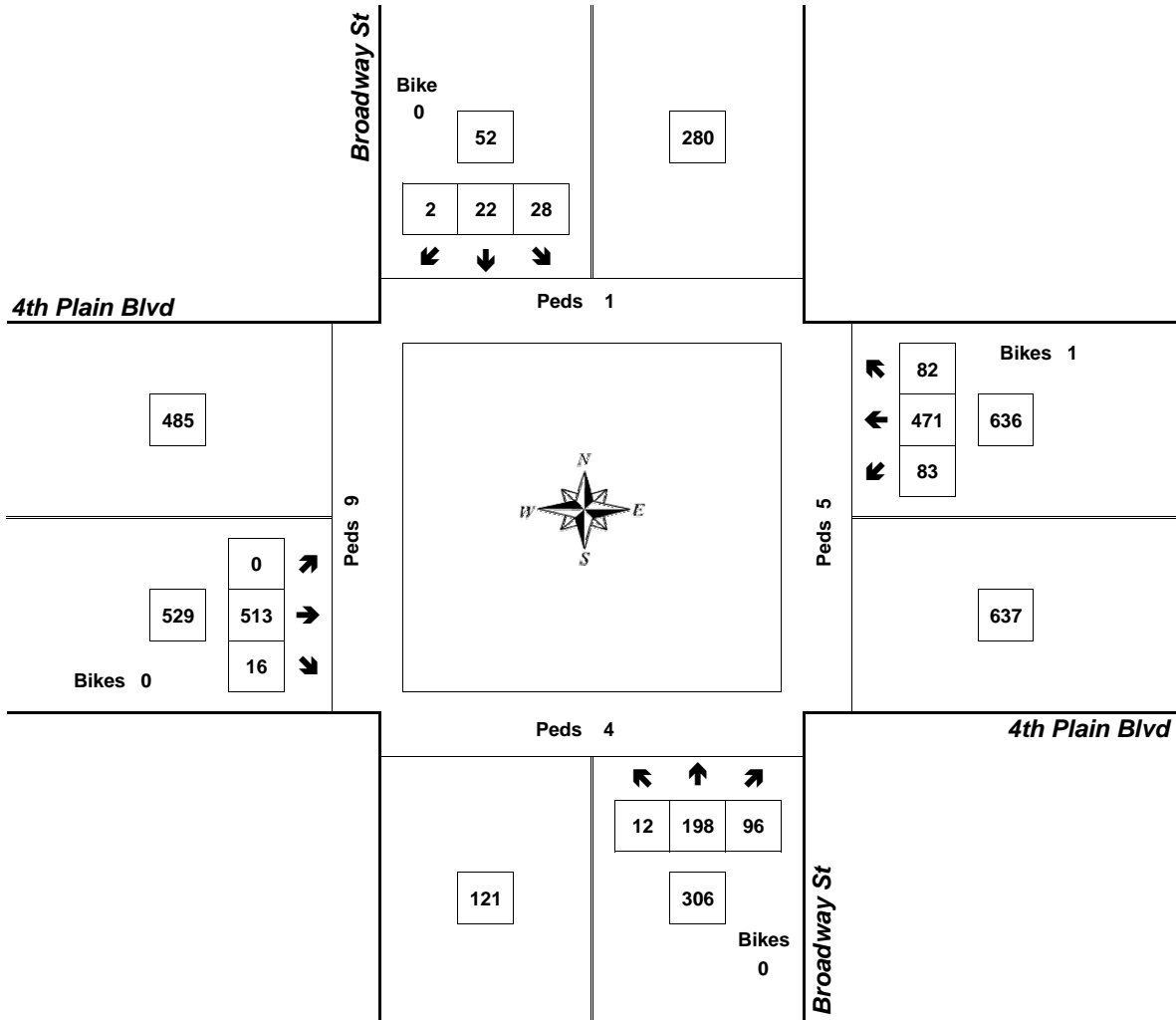
Peak Hour Summary



Clay Carney
(503) 833-2740

Broadway St & 4th Plain Blvd

4:35 PM to 5:35 PM
Tuesday, June 07, 2005



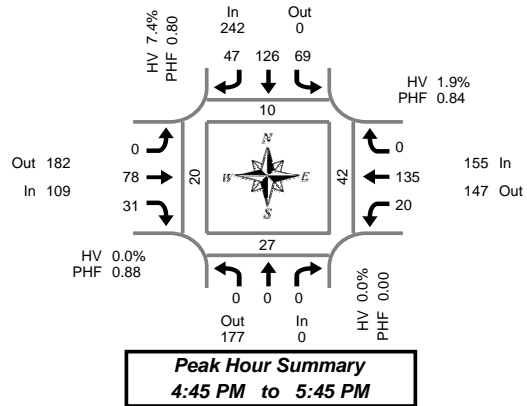
Approach	PHF	HV%	Volume
EB	0.88	4.7%	529
WB	0.89	6.4%	636
NB	0.81	4.6%	306
SB	0.81	0.0%	52
Intersection	0.94	5.3%	1,523

Count Period: 4:00 PM to 6:00 PM

Total Vehicle Summary



Clay Carney
(503) 833-2740



Broadway St & 8th St

Thursday, June 02, 2005

4:00 PM to 6:00 PM

5-Minute Interval Summary

4:00 PM to 6:00 PM

Interval Start Time	Northbound Broadway St				Southbound Broadway St				Eastbound 8th St				Westbound 8th St				Interval Total	Pedestrians Crosswalk			
	L	T	R	Bikes	L	T	R	Bikes	L	T	R	Bikes	L	T	R	Bikes		North	South	East	West
16:00	0	0	0	0	3	12	2	0	0	4	1	0	6	10	0	0	38	1	0	1	3
16:05	0	0	0	0	3	8	4	0	0	5	2	0	9	13	0	0	44	0	2	6	4
16:10	0	0	0	0	6	13	5	0	0	5	3	0	0	12	0	0	44	2	4	3	2
16:15	0	0	0	0	2	5	3	0	0	7	5	0	0	7	0	0	29	0	0	7	1
16:20	0	0	0	0	2	10	2	0	0	6	5	0	1	9	0	0	35	0	2	5	3
16:25	0	0	0	0	9	9	5	0	0	6	4	0	0	16	0	0	49	0	0	3	2
16:30	0	0	0	0	2	11	6	1	0	6	2	0	2	9	0	0	38	0	0	3	0
16:35	0	0	0	0	4	9	5	2	0	3	0	0	0	8	0	1	29	1	0	2	2
16:40	0	0	0	0	2	5	3	0	0	11	2	0	2	7	0	0	32	1	0	4	1
16:45	0	0	0	0	8	12	4	0	0	5	6	0	2	7	0	0	44	2	2	3	2
16:50	0	0	0	0	7	8	4	0	0	6	1	0	1	14	0	0	41	0	0	4	0
16:55	0	0	0	0	7	14	7	0	0	9	2	0	1	5	0	0	45	0	3	3	0
17:00	0	0	0	0	5	14	1	0	0	7	2	0	2	12	0	0	43	3	5	6	1
17:05	0	0	0	0	3	4	0	0	0	8	3	0	2	10	0	0	30	1	0	5	4
17:10	0	0	0	0	5	8	5	0	0	5	2	0	2	14	0	0	41	0	0	3	5
17:15	0	0	0	0	6	7	3	0	0	7	1	0	2	7	0	0	33	0	5	4	0
17:20	0	0	0	0	7	24	2	0	0	7	1	0	3	16	0	0	60	2	5	6	4
17:25	0	0	0	0	5	9	6	0	0	10	2	0	3	10	0	0	45	1	0	6	3
17:30	0	0	0	0	7	10	6	0	0	4	2	0	0	14	0	0	43	0	2	0	0
17:35	0	0	0	0	5	8	5	0	0	5	6	0	0	15	0	0	44	0	5	1	0
17:40	0	0	0	0	4	8	4	0	0	5	3	0	2	11	0	0	37	1	0	1	1
17:45	0	0	0	0	5	13	3	0	0	5	2	1	4	7	0	0	39	1	1	4	0
17:50	0	0	0	0	4	8	4	0	0	6	2	0	1	6	0	0	31	3	4	1	4
17:55	0	0	0	0	5	15	6	0	0	6	1	0	3	8	0	0	44	0	3	1	1
Total Survey	0	0	0	0	116	244	95	3	0	148	60	1	48	247	0	1	958	19	43	82	43

15-Minute Interval Summary

4:00 PM to 6:00 PM

Interval Start Time	Northbound Broadway St				Southbound Broadway St				Eastbound 8th St				Westbound 8th St				Interval Total	Pedestrians Crosswalk			
	L	T	R	Bikes	L	T	R	Bikes	L	T	R	Bikes	L	T	R	Bikes		North	South	East	West
16:00	0	0	0	0	12	33	11	0	0	14	6	0	15	35	0	0	126	3	6	10	9
16:15	0	0	0	0	13	24	10	0	0	19	14	0	1	32	0	0	113	0	2	15	6
16:30	0	0	0	0	8	25	14	3	0	20	4	0	4	24	0	1	99	2	0	9	3
16:45	0	0	0	0	22	34	15	0	0	20	9	0	4	26	0	0	130	2	5	10	2
17:00	0	0	0	0	13	26	6	0	0	20	7	0	6	36	0	0	114	4	5	14	10
17:15	0	0	0	0	18	40	11	0	0	24	4	0	8	33	0	0	138	3	10	16	7
17:30	0	0	0	0	16	26	15	0	0	14	11	0	2	40	0	0	124	1	7	2	1
17:45	0	0	0	0	14	36	13	0	0	17	5	1	8	21	0	0	114	4	8	6	5
Total Survey	0	0	0	0	116	244	95	3	0	148	60	1	48	247	0	1	958	19	43	82	43

Peak Hour Summary

4:45 PM to 5:45 PM

By Approach	Northbound Broadway St				Southbound Broadway St				Eastbound 8th St				Westbound 8th St				Total	Pedestrians Crosswalk			
	In	Out	Total	Bikes	In	Out	Total	Bikes	In	Out	Total	Bikes	In	Out	Total	Bikes		North	South	East	West
Volume	0	177	177	0	242	0	242	0	109	182	291	0	155	147	302	0	506	10	27	42	20
%HV	0.0%				7.4%				0.0%				1.9%				4.2%				
PHF	0.00				0.80				0.88				0.84				0.85				

By Movement	Northbound Broadway St				Southbound Broadway St				Eastbound 8th St				Westbound 8th St				Total
	L	T	R	Total	L	T	R	Total	L	T	R	Total	L	T	R	Total	
Volume	0	0	0	0	69	126	47	242	0	78	31	109	20	135	0	155	506
%HV	0.0%	0.0%	0.0%	0.0%	1.4%	5.6%	21.3%	7.4%	0.0%	0.0%	0.0%	0.0%	5.0%	1.5%	0.0%	1.9%	4.2%
PHF	0.00	0.00	0.00	0.00	0.78	0.73	0.69	0.80	0.00	0.81	0.70	0.88	0.63	0.84	0.00	0.84	0.85

Rolling Hour Summary

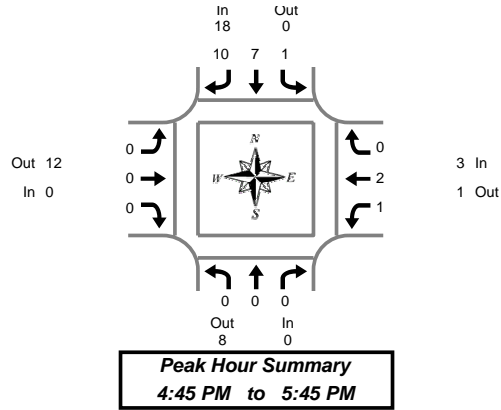
4:00 PM to 6:00 PM

Interval Start Time	Northbound Broadway St				Southbound Broadway St				Eastbound 8th St				Westbound 8th St				Interval Total	Pedestrians Crosswalk			
	L	T	R	Bikes	L	T	R	Bikes	L	T	R	Bikes	L	T	R	Bikes		North	South	East	West
16:00	0	0	0	0	55	116	50	3	0	73	33	0	24	117	0	1	468	7	13	44	20
16:15	0	0	0	0	56	109	45	3	0	79	34	0	15	118	0	1	456	8	12	48	21
16:30	0	0	0	0	61	125	46	3	0	84	24	0	22	119	0	1	481	11	20	49	22
16:45	0	0	0	0	69	126	47	0	0	78	31	0	20	135	0	0	506	10	27	42	20
17:00	0	0	0	0	61	128	45	0	0	75	27	1	24	130	0	0	490	12	30	38	23

Heavy Vehicle Summary



Clay Carney
(503) 833-2740



Broadway St & 8th St

Thursday, June 02, 2005
4:00 PM to 6:00 PM

Heavy Vehicle 5-Minute Interval Summary 4:00 PM to 6:00 PM

Interval Start Time	Northbound Broadway St				Southbound Broadway St				Eastbound 8th St				Westbound 8th St				Interval Total
	L	T	R	Total	L	T	R	Total	L	T	R	Total	L	T	R	Total	
16:00	0	0	0	0	0	0	0	0	0	0	0	0	1	0	0	1	
16:05	0	0	0	0	0	1	0	1	0	0	0	0	0	0	0	0	
16:10	0	0	0	0	0	2	1	3	0	0	0	0	0	0	0	0	
16:15	0	0	0	0	0	1	0	1	0	0	1	1	0	0	0	0	
16:20	0	0	0	0	0	1	1	2	0	1	0	1	0	0	0	0	
16:25	0	0	0	0	0	0	2	2	0	0	0	0	0	0	0	0	
16:30	0	0	0	0	0	1	1	2	0	0	0	0	0	0	0	0	
16:35	0	0	0	0	0	0	0	0	0	0	0	0	0	0	0	0	
16:40	0	0	0	0	0	1	1	2	0	0	0	0	0	0	0	0	
16:45	0	0	0	0	0	1	1	2	0	0	0	0	0	0	0	0	
16:50	0	0	0	0	1	0	1	2	0	0	0	0	0	0	0	0	
16:55	0	0	0	0	0	0	0	0	0	0	0	0	0	0	0	0	
17:00	0	0	0	0	0	2	1	3	0	0	0	0	0	0	0	0	
17:05	0	0	0	0	0	0	0	0	0	0	0	0	1	0	0	1	
17:10	0	0	0	0	0	0	2	2	0	0	0	0	0	0	0	0	
17:15	0	0	0	0	0	2	0	2	0	0	0	0	0	0	0	0	
17:20	0	0	0	0	0	0	0	0	0	0	0	0	0	0	0	0	
17:25	0	0	0	0	0	1	3	4	0	0	0	0	0	0	0	0	
17:30	0	0	0	0	0	0	0	0	0	0	0	0	0	0	0	0	
17:35	0	0	0	0	0	1	0	1	0	0	0	0	0	2	0	2	
17:40	0	0	0	0	0	0	2	2	0	0	0	0	0	0	0	0	
17:45	0	0	0	0	0	1	0	1	0	0	0	0	1	0	0	1	
17:50	0	0	0	0	0	1	1	2	0	0	0	0	0	0	0	0	
17:55	0	0	0	0	0	1	0	1	0	0	0	0	0	1	0	1	
Total Survey	0	0	0	0	1	17	17	35	0	1	1	2	3	3	0	6	

Heavy Vehicle 15-Minute Interval Summary 4:00 PM to 6:00 PM

Interval Start Time	Northbound Broadway St				Southbound Broadway St				Eastbound 8th St				Westbound 8th St				Interval Total
	L	T	R	Total	L	T	R	Total	L	T	R	Total	L	T	R	Total	
16:00	0	0	0	0	0	3	1	4	0	0	0	0	1	0	0	1	
16:15	0	0	0	0	0	2	3	5	0	1	1	2	0	0	0	0	
16:30	0	0	0	0	0	2	2	4	0	0	0	0	0	0	0	0	
16:45	0	0	0	0	1	1	2	4	0	0	0	0	0	0	0	0	
17:00	0	0	0	0	0	2	3	5	0	0	0	0	1	0	0	1	
17:15	0	0	0	0	0	3	3	6	0	0	0	0	0	0	0	0	
17:30	0	0	0	0	0	1	2	3	0	0	0	0	0	2	0	2	
17:45	0	0	0	0	0	3	1	4	0	0	0	0	1	1	0	2	
Total Survey	0	0	0	0	1	17	17	35	0	1	1	2	3	3	0	6	

Heavy Vehicle Peak Hour Summary 4:45 PM to 5:45 PM

By Approach	Northbound Broadway St			Southbound Broadway St			Eastbound 8th St			Westbound 8th St			Total
	In	Out	Total	In	Out	Total	In	Out	Total	In	Out	Total	
Volume	0	8	8	18	0	18	0	12	12	3	1	4	21
PHF	0.00			0.75			0.00			0.38			0.75

By Movement	Northbound Broadway St				Southbound Broadway St				Eastbound 8th St				Westbound 8th St				Total
	L	T	R	Total	L	T	R	Total	L	T	R	Total	L	T	R	Total	
Volume	0	0	0	0	1	7	10	18	0	0	0	0	1	2	0	3	21
PHF	0.00	0.00	0.00	0.00	0.25	0.58	0.83	0.75	0.00	0.00	0.00	0.00	0.25	0.25	0.00	0.38	0.75

Heavy Vehicle Rolling Hour Summary 4:00 PM to 6:00 PM

Interval Start Time	Northbound Broadway St				Southbound Broadway St				Eastbound 8th St				Westbound 8th St				Interval Total
	L	T	R	Total	L	T	R	Total	L	T	R	Total	L	T	R	Total	
16:00	0	0	0	0	1	8	8	17	0	1	1	2	1	0	0	1	
16:15	0	0	0	0	1	7	10	18	0	1	1	2	1	0	0	1	
16:30	0	0	0	0	1	8	10	19	0	0	0	0	1	0	0	1	
16:45	0	0	0	0	1	7	10	18	0	0	0	0	1	2	0	3	
17:00	0	0	0	0	0	9	9	18	0	0	0	0	2	3	0	5	

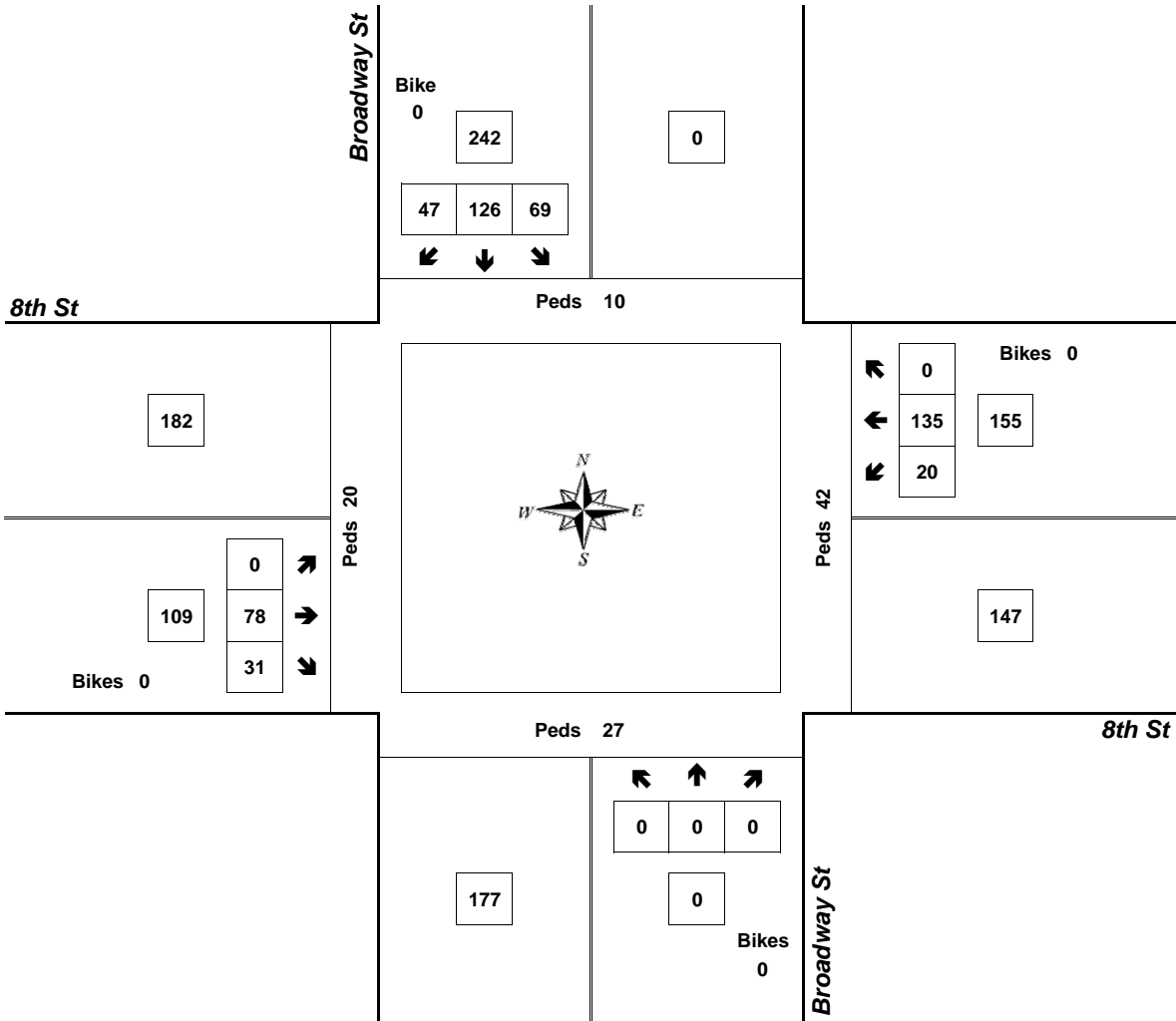
Peak Hour Summary



Clay Carney
(503) 833-2740

Broadway St & 8th St

4:45 PM to 5:45 PM
Thursday, June 02, 2005



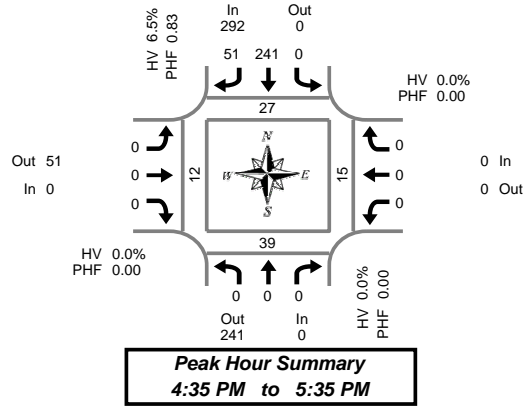
Approach	PHF	HV%	Volume
EB	0.88	0.0%	109
WB	0.84	1.9%	155
NB	0.00	0.0%	0
SB	0.80	7.4%	242
Intersection	0.85	4.2%	506

Count Period: 4:00 PM to 6:00 PM

Total Vehicle Summary



Clay Carney
(503) 833-2740



Broadway St & 9th St

Thursday, June 02, 2005
4:00 PM to 6:00 PM

5-Minute Interval Summary 4:00 PM to 6:00 PM

Interval Start Time	Northbound Broadway St				Southbound Broadway St				Eastbound 9th St				Westbound 9th St				Interval Total	Pedestrians Crosswalk			
	L	T	R	Bikes	L	T	R	Bikes	L	T	R	Bikes	L	T	R	Bikes		North	South	East	West
16:00	0	0	0	0	0	18	1	0	0	0	0	0	0	0	0	0	19	1	4	1	2
16:05	0	0	0	0	0	15	2	0	0	0	0	0	0	0	0	0	17	2	4	6	1
16:10	0	0	0	0	0	22	2	0	0	0	0	0	0	0	0	0	24	1	4	2	0
16:15	0	0	0	0	0	12	3	0	0	0	0	0	0	0	0	0	15	1	2	4	1
16:20	0	0	0	0	0	17	6	0	0	0	0	0	0	0	0	0	23	0	5	0	2
16:25	0	0	0	2	0	23	4	2	0	0	0	0	0	0	0	0	27	2	4	0	4
16:30	0	0	0	0	0	19	4	0	0	0	0	0	0	0	0	0	23	0	0	1	1
16:35	0	0	0	0	0	19	5	0	0	0	0	0	0	0	0	0	24	4	2	2	0
16:40	0	0	0	0	0	12	2	0	0	0	0	0	0	0	0	0	14	1	1	5	0
16:45	0	0	0	0	0	26	3	0	0	0	0	0	0	0	0	0	29	1	3	2	3
16:50	0	0	0	0	0	20	4	0	0	0	0	0	0	0	0	0	24	1	0	0	0
16:55	0	0	0	0	0	24	6	0	0	0	0	0	0	0	0	0	30	3	3	0	0
17:00	0	0	0	0	0	20	4	0	0	0	0	0	0	0	0	0	24	5	3	1	0
17:05	0	0	0	0	0	14	2	0	0	0	0	0	0	0	0	0	16	3	3	2	1
17:10	0	0	0	0	0	14	7	0	0	0	0	1	0	0	0	0	21	6	7	0	5
17:15	0	0	0	0	0	18	4	0	0	0	0	0	0	0	0	0	22	0	4	1	0
17:20	0	0	0	0	0	28	2	0	0	0	0	0	0	0	0	0	30	1	3	2	1
17:25	0	0	0	0	0	27	6	0	0	0	0	0	0	0	0	0	33	0	7	0	2
17:30	0	0	0	0	0	19	6	0	0	0	0	0	0	0	0	0	25	2	3	0	0
17:35	0	0	0	0	0	19	2	0	0	0	0	0	0	0	0	0	21	4	0	0	0
17:40	0	0	0	0	0	14	2	0	0	0	0	0	0	0	0	0	16	0	1	0	2
17:45	0	0	0	0	0	20	2	0	0	0	0	0	0	0	0	0	22	2	1	2	0
17:50	0	0	0	0	0	17	4	0	0	0	0	0	0	0	0	0	21	0	2	3	0
17:55	0	0	0	0	0	24	2	0	0	0	0	0	0	0	0	0	26	0	1	0	0
Total Survey	0	0	0	2	0	461	85	2	0	0	0	1	0	0	0	0	546	40	67	34	25

15-Minute Interval Summary 4:00 PM to 6:00 PM

Interval Start Time	Northbound Broadway St				Southbound Broadway St				Eastbound 9th St				Westbound 9th St				Interval Total	Pedestrians Crosswalk			
	L	T	R	Bikes	L	T	R	Bikes	L	T	R	Bikes	L	T	R	Bikes		North	South	East	West
16:00	0	0	0	0	0	55	5	0	0	0	0	0	0	0	0	0	60	4	12	9	3
16:15	0	0	0	2	0	52	13	2	0	0	0	0	0	0	0	0	65	3	11	4	7
16:30	0	0	0	0	0	50	11	0	0	0	0	0	0	0	0	0	61	5	3	8	1
16:45	0	0	0	0	0	70	13	0	0	0	0	0	0	0	0	0	83	5	6	2	3
17:00	0	0	0	0	0	48	13	0	0	0	0	1	0	0	0	0	61	14	13	3	6
17:15	0	0	0	0	0	73	12	0	0	0	0	0	0	0	0	0	85	1	14	3	3
17:30	0	0	0	0	0	52	10	0	0	0	0	0	0	0	0	0	62	6	4	0	2
17:45	0	0	0	0	0	61	8	0	0	0	0	0	0	0	0	0	69	2	4	5	0
Total Survey	0	0	0	2	0	461	85	2	0	0	0	1	0	0	0	0	546	40	67	34	25

Peak Hour Summary 4:35 PM to 5:35 PM

By Approach	Northbound Broadway St				Southbound Broadway St				Eastbound 9th St				Westbound 9th St				Total	Pedestrians Crosswalk			
	In	Out	Total	Bikes	In	Out	Total	Bikes	In	Out	Total	Bikes	In	Out	Total	Bikes		North	South	East	West
Volume	0	241	241	0	292	0	292	0	0	51	51	1	0	0	0	0	292	27	39	15	12
%HV	0.0%				6.5%				0.0%				6.5%				6.5%				
PHF	0.00				0.83				0.00				0.00				0.83				

By Movement	Northbound Broadway St				Southbound Broadway St				Eastbound 9th St				Westbound 9th St				Total				
	L	T	R	Total	L	T	R	Total	L	T	R	Total	L	T	R	Total					
Volume	0	0	0	0	0	241	51	292	0	0	0	0	0	0	0	0	292				
%HV	0.0%	0.0%	0.0%	0.0%	0.0%	7.9%	0.0%	6.5%	0.0%	0.0%	0.0%	0.0%	0.0%	0.0%	0.0%	0.0%	6.5%				
PHF	0.00	0.00	0.00	0.00	0.00	0.81	0.91	0.83	0.00	0.00	0.00	0.00	0.00	0.00	0.00	0.00	0.83				

Rolling Hour Summary 4:00 PM to 6:00 PM

Interval Start Time	Northbound Broadway St				Southbound Broadway St				Eastbound 9th St				Westbound 9th St				Interval Total	Pedestrians Crosswalk			
	L	T	R	Bikes	L	T	R	Bikes	L	T	R	Bikes	L	T	R	Bikes		North	South	East	West
16:00	0	0	0	0	0	227	42	2	0	0	0	0	0	0	0	0	269	17	32	23	14
16:15	0	0	0	2	0	220	50	2	0	0	0	1	0	0	0	0	270	27	33	17	17
16:30	0	0	0	0	0	241	49	0	0	0	0	1	0	0	0	0	290	25	36	16	13
16:45	0	0	0	0	0	243	48	0	0	0	0	1	0	0	0	0	291	26	37	8	14
17:00	0	0	0	0	0	234	43	0	0	0	0	1	0	0	0	0	277	23	35	11	11

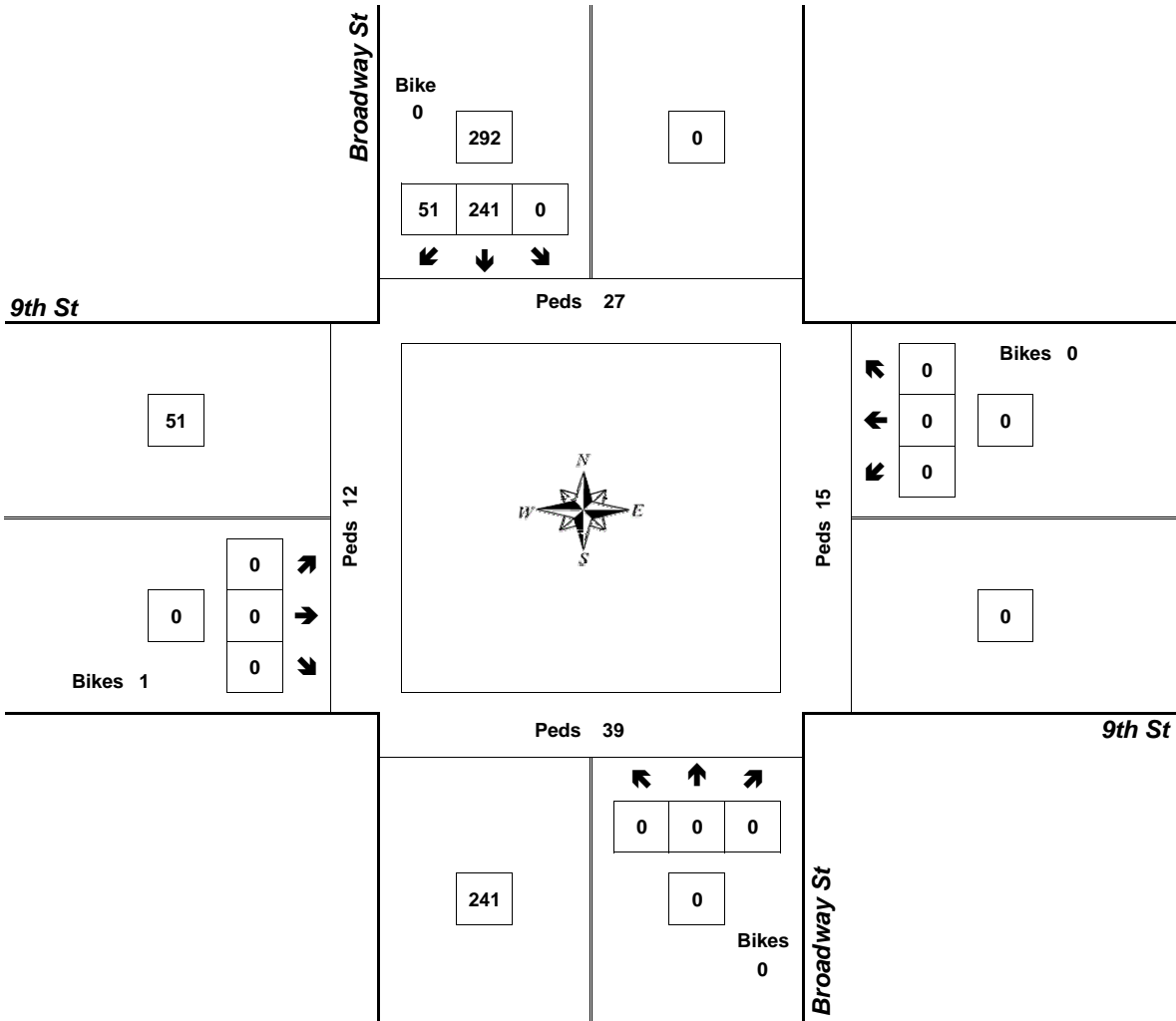
Peak Hour Summary



Clay Carney
(503) 833-2740

Broadway St & 9th St

4:35 PM to 5:35 PM
Thursday, June 02, 2005



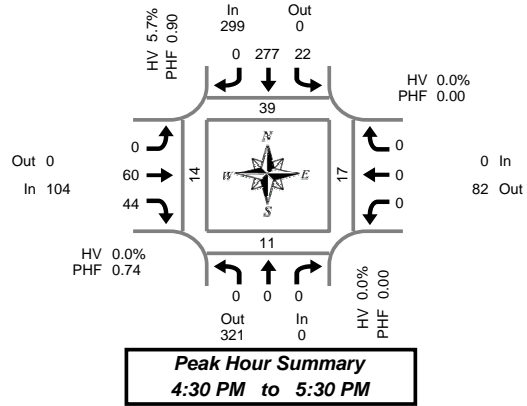
Approach	PHF	HV%	Volume
EB	0.00	0.0%	0
WB	0.00	0.0%	0
NB	0.00	0.0%	0
SB	0.83	6.5%	292
Intersection	0.83	6.5%	292

Count Period: 4:00 PM to 6:00 PM

Total Vehicle Summary



Clay Carney
(503) 833-2740



Broadway St & 11th St

Wednesday, June 01, 2005

4:00 PM to 6:00 PM

5-Minute Interval Summary

4:00 PM to 6:00 PM

Interval Start Time	Northbound Broadway St				Southbound Broadway St				Eastbound 11th St				Westbound 11th St				Interval Total	Pedestrians Crosswalk						
	L	T	R	Bikes	L	T	R	Bikes	L	T	R	Bikes	L	T	R	Bikes		North	South	East	West			
16:00	0	0	0	0	3	29	0	0	0	7	2	0	0	0	0	0	0	0	0	41	3	2	0	0
16:05	0	0	0	0	1	17	0	0	0	2	0	0	0	0	0	0	0	0	0	20	2	0	1	0
16:10	0	0	0	0	2	28	0	0	0	2	2	0	0	0	0	0	0	0	0	34	3	2	0	0
16:15	0	0	0	0	1	23	0	0	0	4	5	0	0	0	0	0	0	0	0	33	0	0	0	0
16:20	0	0	0	0	1	20	0	1	0	1	2	0	0	0	0	0	0	0	0	24	3	2	0	0
16:25	0	0	0	0	0	19	0	0	0	3	5	0	0	0	0	0	0	0	0	27	1	0	1	0
16:30	0	0	0	0	2	17	0	0	0	5	3	0	0	0	0	0	0	0	0	27	3	1	2	0
16:35	0	0	0	0	3	27	0	0	0	3	6	0	0	0	0	0	0	0	0	39	3	0	3	0
16:40	0	0	0	0	2	22	0	0	0	4	6	0	0	0	0	0	0	0	0	34	2	0	3	0
16:45	0	0	0	0	2	24	0	0	0	8	1	0	0	0	0	0	0	0	0	35	2	2	4	0
16:50	0	0	0	0	2	15	0	0	0	5	7	0	0	0	0	0	0	0	0	29	2	1	0	1
16:55	0	0	0	0	3	17	0	0	0	1	3	1	0	0	0	0	0	0	0	24	5	2	1	0
17:00	0	0	0	1	1	27	0	0	0	3	2	0	0	0	0	0	0	0	0	33	1	0	0	1
17:05	0	0	0	0	4	27	0	0	0	12	2	0	0	0	0	0	0	0	0	45	1	1	2	6
17:10	0	0	0	0	2	22	0	0	0	6	4	0	0	0	0	0	0	0	0	34	8	1	0	3
17:15	0	0	0	0	1	26	0	0	0	7	4	0	0	0	0	0	0	0	0	38	4	0	2	3
17:20	0	0	0	0	0	26	0	0	0	5	4	2	0	0	0	0	0	0	1	35	4	1	0	0
17:25	0	0	0	0	0	27	0	0	0	1	2	0	0	0	0	0	0	0	0	30	4	2	0	0
17:30	0	0	0	0	1	18	0	0	0	6	0	0	0	0	0	0	0	0	0	25	1	0	0	0
17:35	0	0	0	0	0	15	0	0	0	4	0	0	0	0	0	0	0	0	0	19	4	1	0	0
17:40	0	0	0	0	0	18	0	0	0	1	2	0	0	0	0	0	0	0	0	21	3	1	0	1
17:45	0	0	0	0	1	17	0	1	0	2	1	0	0	0	0	0	0	0	0	21	6	0	1	0
17:50	0	0	0	0	3	14	0	0	0	3	2	1	0	0	0	0	0	0	0	22	0	0	1	1
17:55	0	0	0	0	0	12	0	0	0	2	2	0	0	0	0	0	0	0	0	16	3	3	1	1
Total Survey	0	0	0	1	35	507	0	2	0	97	67	4	0	0	0	1	706	68	22	22	17			

15-Minute Interval Summary

4:00 PM to 6:00 PM

Interval Start Time	Northbound Broadway St				Southbound Broadway St				Eastbound 11th St				Westbound 11th St				Interval Total	Pedestrians Crosswalk					
	L	T	R	Bikes	L	T	R	Bikes	L	T	R	Bikes	L	T	R	Bikes		North	South	East	West		
16:00	0	0	0	0	6	74	0	0	0	11	4	0	0	0	0	0	0	0	95	8	4	1	0
16:15	0	0	0	0	2	62	0	1	0	8	12	0	0	0	0	0	0	0	84	4	2	1	0
16:30	0	0	0	0	7	66	0	0	0	12	15	0	0	0	0	0	0	0	100	8	1	8	0
16:45	0	0	0	0	7	56	0	0	0	14	11	1	0	0	0	0	0	0	88	9	5	5	1
17:00	0	0	0	1	7	76	0	0	0	21	8	0	0	0	0	0	0	0	112	10	2	2	10
17:15	0	0	0	0	1	79	0	0	0	13	10	2	0	0	0	0	1	103	12	3	2	3	
17:30	0	0	0	0	1	51	0	0	0	11	2	0	0	0	0	0	0	65	8	2	0	1	
17:45	0	0	0	0	4	43	0	1	0	7	5	1	0	0	0	0	0	59	9	3	3	2	
Total Survey	0	0	0	1	35	507	0	2	0	97	67	4	0	0	0	1	706	68	22	22	17		

Peak Hour Summary

4:30 PM to 5:30 PM

By Approach	Northbound Broadway St				Southbound Broadway St				Eastbound 11th St				Westbound 11th St				Total	Pedestrians Crosswalk			
	In	Out	Total	Bikes	In	Out	Total	Bikes	In	Out	Total	Bikes	In	Out	Total	Bikes		North	South	East	West
Volume	0	321	321	1	299	0	299	0	104	0	104	3	0	82	82	1	403	39	11	17	14
%HV	0.0%				5.7%				0.0%				0.0%				4.2%				
PHF	0.00				0.90				0.74				0.00				0.86				

By Movement	Northbound Broadway St				Southbound Broadway St				Eastbound 11th St				Westbound 11th St				Total
	L	T	R	Total	L	T	R	Total	L	T	R	Total	L	T	R	Total	
Volume	0	0	0	0	22	277	0	299	0	60	44	104	0	0	0	0	403
%HV	0.0%	0.0%	0.0%	0.0%	0.0%	6.1%	0.0%	5.7%	0.0%	0.0%	0.0%	0.0%	0.0%	0.0%	0.0%	0.0%	4.2%
PHF	0.00	0.00	0.00	0.00	0.69	0.88	0.00	0.90	0.00	0.60	0.73	0.74	0.00	0.00	0.00	0.00	0.86

Rolling Hour Summary

4:00 PM to 6:00 PM

Interval Start Time	Northbound Broadway St				Southbound Broadway St				Eastbound 11th St				Westbound 11th St				Interval Total	Pedestrians Crosswalk			
	L	T	R	Bikes	L	T	R	Bikes	L	T	R	Bikes	L	T	R	Bikes		North	South	East	West
16:00	0	0	0	0	22	258	0	1	0	45	42	1	0	0	0	0	367	29	12	15	1
16:15	0	0	0	1	23	260	0	1	0	55	46	1	0	0	0	0	384	31	10	16	11
16:30	0	0	0	1	22	277	0	0	0	60	44	3	0	0	0	1	403	39	11	17	14
16:45	0	0	0	1	16	262	0	0	0	59	31	3	0	0	0	1	368	39	12	9	15
17:00	0	0	0	1	13	249	0	1	0	52	25	3	0	0	0	1	339	39	10	7	16

Peak Hour Summary

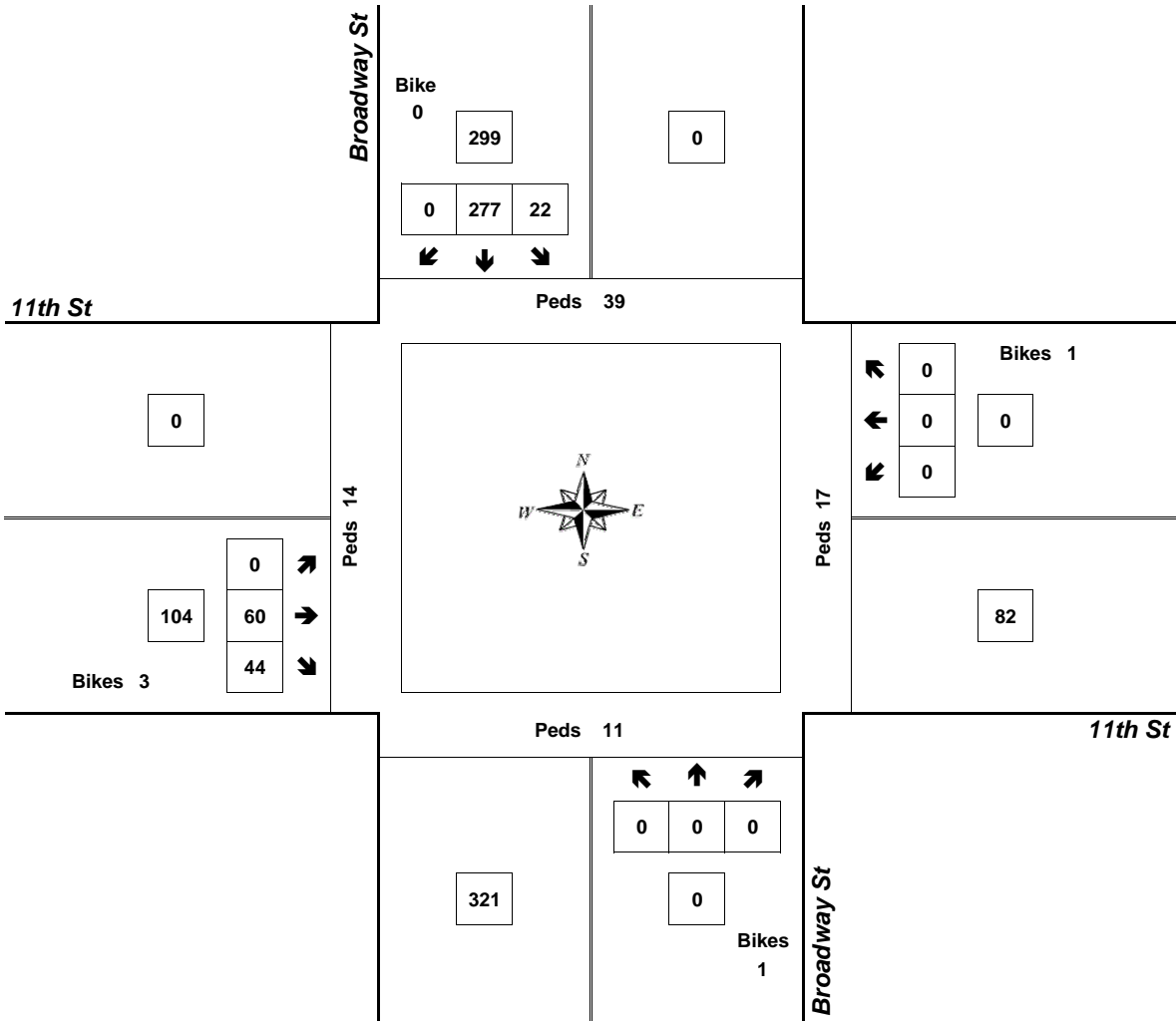


Clay Carney
(503) 833-2740

Broadway St & 11th St

4:30 PM to 5:30 PM

Wednesday, June 01, 2005



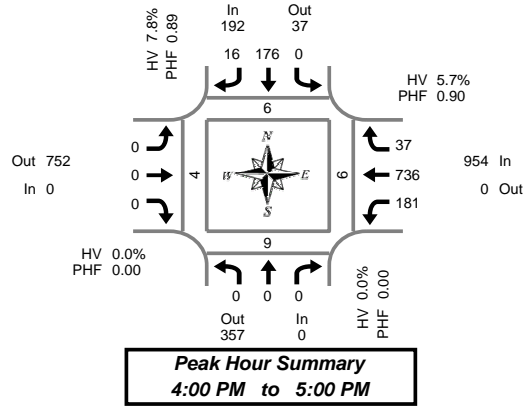
Approach	PHF	HV%	Volume
EB	0.74	0.0%	104
WB	0.00	0.0%	0
NB	0.00	0.0%	0
SB	0.90	5.7%	299
Intersection	0.86	4.2%	403

Count Period: 4:00 PM to 6:00 PM

Total Vehicle Summary



Clay Carney
(503) 833-2740



Broadway St & 15th St

Thursday, May 26, 2005
4:00 PM to 6:00 PM

5-Minute Interval Summary 4:00 PM to 5:50 PM

Interval Start Time	Northbound Broadway St				Southbound Broadway St				Eastbound 15th St				Westbound 15th St				Interval Total	Pedestrians Crosswalk			
	L	T	R	Bikes	L	T	R	Bikes	L	T	R	Bikes	L	T	R	Bikes		North	South	East	West
16:00	0	0	0	0	0	40	2	0	0	0	0	0	52	206	6	0	306	3	4	2	0
16:15	0	0	0	0	0	36	7	0	0	0	0	0	35	159	8	0	245	0	1	3	4
16:30	0	0	0	0	0	51	3	1	0	0	0	0	41	182	13	0	290	2	2	0	0
16:45	0	0	0	0	0	49	4	0	0	0	0	0	53	189	10	0	305	1	2	1	0
17:00	0	0	0	0	0	68	5	0	0	0	0	0	32	157	9	0	271	1	3	0	1
17:15	0	0	0	1	0	51	1	0	0	0	0	0	37	130	11	1	230	1	0	2	0
17:30	0	0	0	0	0	42	1	0	0	0	0	0	48	124	8	0	223	1	2	0	0
17:45	0	0	0	0	0	32	2	0	0	0	0	0	30	146	4	0	214	2	5	0	1
Total Survey	0	0	0	1	0	369	25	1	0	0	0	0	328	1,293	69	1	2,084	11	19	8	6

15-Minute Interval Summary 4:00 PM to 6:00 PM

Interval Start Time	Northbound Broadway St				Southbound Broadway St				Eastbound 15th St				Westbound 15th St				Interval Total	Pedestrians Crosswalk			
	L	T	R	Bikes	L	T	R	Bikes	L	T	R	Bikes	L	T	R	Bikes		North	South	East	West
16:00	0	0	0	0	0	40	2	0	0	0	0	0	52	206	6	0	306	3	4	2	0
16:15	0	0	0	0	0	36	7	0	0	0	0	0	35	159	8	0	245	0	1	3	4
16:30	0	0	0	0	0	51	3	1	0	0	0	0	41	182	13	0	290	2	2	0	0
16:45	0	0	0	0	0	49	4	0	0	0	0	0	53	189	10	0	305	1	2	1	0
17:00	0	0	0	0	0	68	5	0	0	0	0	0	32	157	9	0	271	1	3	0	1
17:15	0	0	0	1	0	51	1	0	0	0	0	0	37	130	11	1	230	1	0	2	0
17:30	0	0	0	0	0	42	1	0	0	0	0	0	48	124	8	0	223	1	2	0	0
17:45	0	0	0	0	0	32	2	0	0	0	0	0	30	146	4	0	214	2	5	0	1
Total Survey	0	0	0	1	0	369	25	1	0	0	0	0	328	1,293	69	1	2,084	11	19	8	6

Peak Hour Summary 4:00 PM to 5:00 PM

By Approach	Northbound Broadway St				Southbound Broadway St				Eastbound 15th St				Westbound 15th St				Total	Pedestrians Crosswalk			
	In	Out	Total	Bikes	In	Out	Total	Bikes	In	Out	Total	Bikes	In	Out	Total	Bikes		North	South	East	West
Volume	0	357	357	0	192	37	229	1	0	752	752	0	954	0	954	0	1,146	6	9	6	4
%HV	0.0%				7.8%				0.0%				5.7%				6.0%				
PHF	0.00				0.89				0.00				0.90				0.94				

By Movement	Northbound Broadway St				Southbound Broadway St				Eastbound 15th St				Westbound 15th St				Total
	L	T	R	Total	L	T	R	Total	L	T	R	Total	L	T	R	Total	
Volume	0	0	0	0	0	176	16	192	0	0	0	0	181	736	37	954	1,146
%HV	0.0%	0.0%	0.0%	0.0%	0.0%	8.0%	6.3%	7.8%	0.0%	0.0%	0.0%	0.0%	4.4%	6.3%	0.0%	5.7%	6.0%
PHF	0.00	0.00	0.00	0.00	0.00	0.86	0.57	0.89	0.00	0.00	0.00	0.00	0.85	0.89	0.71	0.90	0.94

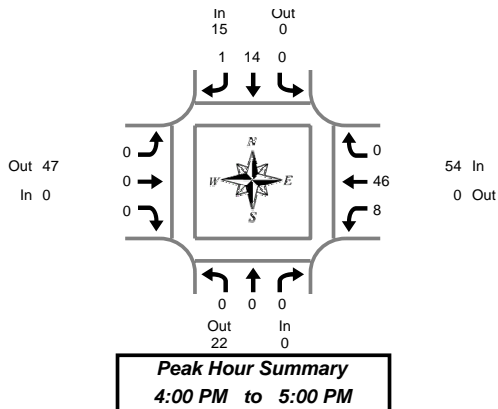
Rolling Hour Summary 4:00 PM to 6:00 PM

Interval Start Time	Northbound Broadway St				Southbound Broadway St				Eastbound 15th St				Westbound 15th St				Interval Total	Pedestrians Crosswalk			
	L	T	R	Bikes	L	T	R	Bikes	L	T	R	Bikes	L	T	R	Bikes		North	South	East	West
16:00	0	0	0	0	0	176	16	1	0	0	0	0	181	736	37	0	1,146	6	9	6	4
16:15	0	0	0	0	0	204	19	1	0	0	0	0	161	687	40	0	1,111	4	8	4	5
16:30	0	0	0	1	0	219	13	1	0	0	0	0	163	658	43	1	1,096	5	7	3	1
16:45	0	0	0	1	0	210	11	0	0	0	0	0	170	600	38	1	1,029	4	7	3	1
17:00	0	0	0	1	0	193	9	0	0	0	0	0	147	557	32	1	938	5	10	2	2

Heavy Vehicle Summary



Clay Carney
(503) 833-2740



Broadway St & 15th St

Thursday, May 26, 2005

4:00 PM to 6:00 PM

Heavy Vehicle 5-Minute Interval Summary 4:00 PM to 5:50 PM

Interval Start Time	Northbound Broadway St				Southbound Broadway St				Eastbound 15th St				Westbound 15th St				Interval Total
	L	T	R	Total	L	T	R	Total	L	T	R	Total	L	T	R	Total	
16:00	0	0	0	0	0	4	0	4	0	0	0	0	2	10	0	12	16
16:15	0	0	0	0	0	5	1	6	0	0	0	0	1	13	0	14	20
16:30	0	0	0	0	0	2	0	2	0	0	0	0	2	13	0	15	17
16:45	0	0	0	0	0	3	0	3	0	0	0	0	3	10	0	13	16
17:00	0	0	0	0	0	3	0	3	0	0	0	0	2	10	0	12	15
17:15	0	0	0	0	0	2	0	2	0	0	0	0	1	8	0	9	11
17:30	0	0	0	0	0	3	0	3	0	0	0	0	2	1	0	3	6
17:45	0	0	0	0	0	3	0	3	0	0	0	0	1	6	1	8	11
	0	0	0	0	0	0	0	0	0	0	0	0	0	0	0	0	0
	0	0	0	0	0	0	0	0	0	0	0	0	0	0	0	0	0
	0	0	0	0	0	0	0	0	0	0	0	0	0	0	0	0	0
	0	0	0	0	0	0	0	0	0	0	0	0	0	0	0	0	0
	0	0	0	0	0	0	0	0	0	0	0	0	0	0	0	0	0
	0	0	0	0	0	0	0	0	0	0	0	0	0	0	0	0	0
	0	0	0	0	0	0	0	0	0	0	0	0	0	0	0	0	0
	0	0	0	0	0	0	0	0	0	0	0	0	0	0	0	0	0
	0	0	0	0	0	0	0	0	0	0	0	0	0	0	0	0	0
	0	0	0	0	0	0	0	0	0	0	0	0	0	0	0	0	0
	0	0	0	0	0	0	0	0	0	0	0	0	0	0	0	0	0
	0	0	0	0	0	0	0	0	0	0	0	0	0	0	0	0	0
	0	0	0	0	0	0	0	0	0	0	0	0	0	0	0	0	0
	0	0	0	0	0	0	0	0	0	0	0	0	0	0	0	0	0
	0	0	0	0	0	0	0	0	0	0	0	0	0	0	0	0	0
	0	0	0	0	0	0	0	0	0	0	0	0	0	0	0	0	0
	0	0	0	0	0	0	0	0	0	0	0	0	0	0	0	0	0
	0	0	0	0	0	0	0	0	0	0	0	0	0	0	0	0	0
	0	0	0	0	0	0	0	0	0	0	0	0	0	0	0	0	0
	0	0	0	0	0	0	0	0	0	0	0	0	0	0	0	0	0
	0	0	0	0	0	0	0	0	0	0	0	0	0	0	0	0	0
	0	0	0	0	0	0	0	0	0	0	0	0	0	0	0	0	0
	0	0	0	0	0	0	0	0	0	0	0	0	0	0	0	0	0
	0	0	0	0	0	0	0	0	0	0	0	0	0	0	0	0	0
	0	0	0	0	0	0	0	0	0	0	0	0	0	0	0	0	0
	0	0	0	0	0	0	0	0	0	0	0	0	0	0	0	0	0
	0	0	0	0	0	0	0	0	0	0	0	0	0	0	0	0	0
	0	0	0	0	0	0	0	0	0	0	0	0	0	0	0	0	0
	0	0	0	0	0	0	0	0	0	0	0	0	0	0	0	0	0
	0	0	0	0	0	0	0	0	0	0	0	0	0	0	0	0	0
Total Survey	0	0	0	0	0	25	1	26	0	0	0	0	14	71	1	86	112

Heavy Vehicle 15-Minute Interval Summary 4:00 PM to 6:00 PM

Interval Start Time	Northbound Broadway St				Southbound Broadway St				Eastbound 15th St				Westbound 15th St				Interval Total
	L	T	R	Total	L	T	R	Total	L	T	R	Total	L	T	R	Total	
16:00	0	0	0	0	0	4	0	4	0	0	0	0	2	10	0	12	16
16:15	0	0	0	0	0	5	1	6	0	0	0	0	1	13	0	14	20
16:30	0	0	0	0	0	2	0	2	0	0	0	0	2	13	0	15	17
16:45	0	0	0	0	0	3	0	3	0	0	0	0	3	10	0	13	16
17:00	0	0	0	0	0	3	0	3	0	0	0	0	2	10	0	12	15
17:15	0	0	0	0	0	2	0	2	0	0	0	0	1	8	0	9	11
17:30	0	0	0	0	0	3	0	3	0	0	0	0	2	1	0	3	6
17:45	0	0	0	0	0	3	0	3	0	0	0	0	1	6	1	8	11
Total Survey	0	0	0	0	0	25	1	26	0	0	0	0	14	71	1	86	112

Heavy Vehicle Peak Hour Summary 4:00 PM to 5:00 PM

By Approach	Northbound Broadway St			Southbound Broadway St			Eastbound 15th St			Westbound 15th St			Total
	In	Out	Total	In	Out	Total	In	Out	Total	In	Out	Total	
Volume	0	22	22	15	0	15	0	47	47	54	0	54	69
PHF	0.00			0.31			0.00			0.32			0.33

By Movement	Northbound Broadway St				Southbound Broadway St				Eastbound 15th St				Westbound 15th St				Total
	L	T	R	Total	L	T	R	Total	L	T	R	Total	L	T	R	Total	
Volume	0	0	0	0	0	14	1	15	0	0	0	0	8	46	0	54	69
PHF	0.00	0.00	0.00	0.00	0.00	0.32	0.25	0.31	0.00	0.00	0.00	0.00	0.29	0.32	0.00	0.32	0.33

Heavy Vehicle Rolling Hour Summary 4:00 PM to 6:00 PM

Interval Start Time	Northbound Broadway St				Southbound Broadway St				Eastbound 15th St				Westbound 15th St				Interval Total
	L	T	R	Total	L	T	R	Total	L	T	R	Total	L	T	R	Total	
16:00	0	0	0	0	0	14	1	15	0	0	0	0	8	46	0	54	69
16:15	0	0	0	0	0	13	1	14	0	0	0	0	8	46	0	54	68
16:30	0	0	0	0	0	10	0	10	0	0	0	0	8	41	0	49	59
16:45	0	0	0	0	0	11	0	11	0	0	0	0	8	29	0	37	48
17:00	0	0	0	0	0	11	0	11	0	0	0	0	6	25	1	32	43

Peak Hour Summary

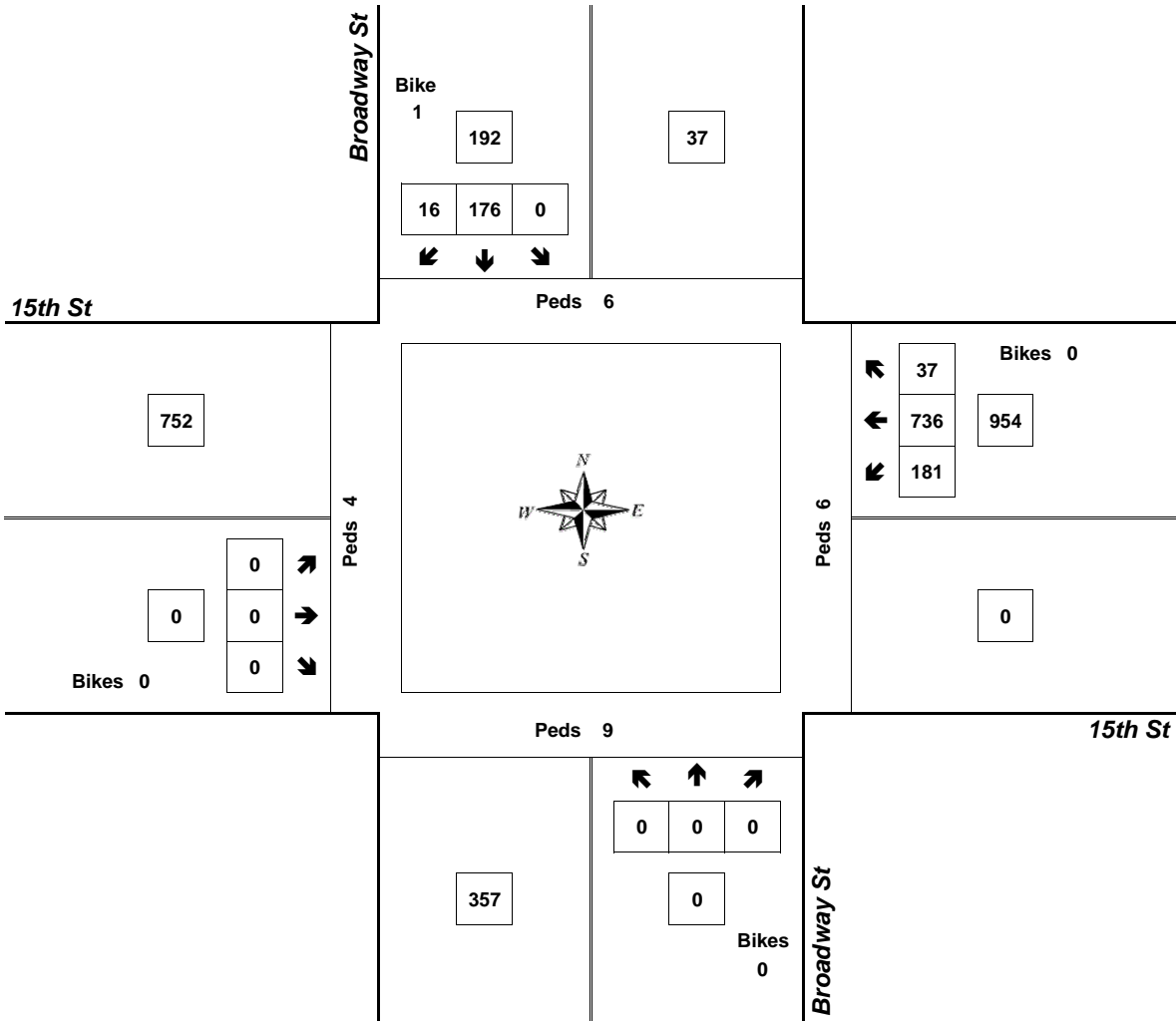


Clay Carney
(503) 833-2740

Broadway St & 15th St

4:00 PM to 5:00 PM

Thursday, May 26, 2005



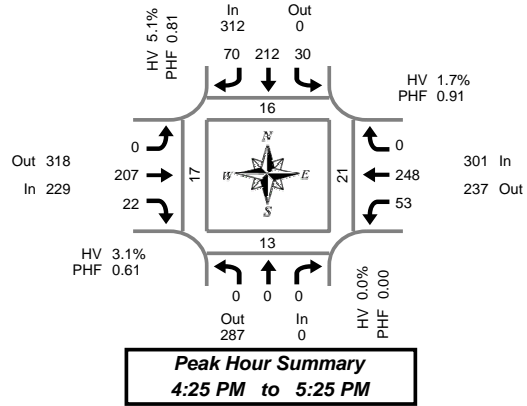
Approach	PHF	HV%	Volume
EB	0.00	0.0%	0
WB	0.90	5.7%	954
NB	0.00	0.0%	0
SB	0.89	7.8%	192
Intersection	0.94	6.0%	1,146

Count Period: 4:00 PM to 6:00 PM

Total Vehicle Summary



Clay Carney
(503) 833-2740



Broadway St & Evergreen Blvd

Thursday, June 02, 2005
4:00 PM to 6:00 PM

5-Minute Interval Summary

4:00 PM to 6:00 PM

Interval Start Time	Northbound Broadway St				Southbound Broadway St				Eastbound Evergreen Blvd				Westbound Evergreen Blvd				Interval Total	Pedestrians Crosswalk			
	L	T	R	Bikes	L	T	R	Bikes	L	T	R	Bikes	L	T	R	Bikes		North	South	East	West
16:00	0	0	0	0	6	18	8	0	0	14	2	0	0	17	0	0	65	2	2	6	0
16:05	0	0	0	0	1	11	6	0	0	16	4	0	2	20	0	0	60	2	2	1	1
16:10	0	0	0	0	5	15	7	0	0	24	3	0	4	19	0	0	77	0	2	4	3
16:15	0	0	0	0	1	8	5	0	0	10	1	1	5	22	0	0	52	1	0	1	1
16:20	0	0	0	0	3	15	6	0	0	9	0	0	5	12	0	0	50	0	0	0	1
16:25	0	0	0	0	1	20	4	1	0	15	1	0	5	20	0	0	66	0	0	1	3
16:30	0	0	0	0	0	17	5	0	0	6	1	0	5	24	0	0	58	0	1	1	2
16:35	0	0	0	0	2	17	5	0	0	13	0	0	4	20	0	0	61	1	2	3	0
16:40	0	0	0	0	5	15	13	0	0	17	0	0	3	22	0	0	75	1	3	1	1
16:45	0	0	0	0	3	26	10	0	0	9	2	0	3	31	0	0	84	4	0	4	0
16:50	0	0	0	0	0	14	4	0	0	15	5	0	4	16	0	0	58	4	0	2	2
16:55	0	0	0	0	2	22	6	0	0	10	2	0	5	15	0	0	62	1	2	2	1
17:00	0	0	0	0	4	19	3	0	0	13	2	0	3	16	0	0	60	2	0	1	0
17:05	0	0	0	0	3	9	8	0	0	22	2	0	4	20	0	0	68	0	0	1	1
17:10	0	0	0	0	2	17	1	0	0	39	2	2	3	22	0	0	86	2	1	1	5
17:15	0	0	0	0	4	16	4	0	0	27	0	0	7	23	0	0	81	0	0	1	0
17:20	0	0	0	0	4	20	7	0	0	21	5	0	7	19	0	0	83	1	4	3	2
17:25	0	0	0	0	3	21	7	0	0	15	1	0	4	10	0	0	61	1	1	1	1
17:30	0	0	0	0	3	17	3	0	0	13	3	0	4	10	0	0	53	0	0	1	0
17:35	0	0	0	0	3	11	5	0	0	15	4	0	3	13	0	0	54	6	0	1	5
17:40	0	0	0	0	2	10	9	0	0	14	1	0	3	9	0	0	48	1	1	0	5
17:45	0	0	0	0	1	18	9	0	0	13	2	0	2	13	0	0	58	6	0	2	1
17:50	0	0	0	0	0	15	6	0	0	7	2	0	3	7	0	0	40	6	1	1	2
17:55	0	0	0	0	5	17	5	0	0	11	1	0	6	7	0	0	52	1	1	0	1
Total Survey	0	0	0	0	63	388	146	1	0	368	46	3	94	407	0	0	1,512	42	23	39	38

15-Minute Interval Summary

4:00 PM to 6:00 PM

Interval Start Time	Northbound Broadway St				Southbound Broadway St				Eastbound Evergreen Blvd				Westbound Evergreen Blvd				Interval Total	Pedestrians Crosswalk			
	L	T	R	Bikes	L	T	R	Bikes	L	T	R	Bikes	L	T	R	Bikes		North	South	East	West
16:00	0	0	0	0	12	44	21	0	0	54	9	0	6	56	0	0	202	4	6	11	4
16:15	0	0	0	0	5	43	15	1	0	34	2	1	15	54	0	0	168	1	0	2	5
16:30	0	0	0	0	7	49	23	0	0	36	1	0	12	66	0	0	194	2	6	5	3
16:45	0	0	0	0	5	62	20	0	0	34	9	0	12	62	0	0	204	9	2	8	3
17:00	0	0	0	0	9	45	12	0	0	74	6	2	10	58	0	0	214	4	1	3	6
17:15	0	0	0	0	11	57	18	0	0	63	6	0	18	52	0	0	225	2	5	5	3
17:30	0	0	0	0	8	38	17	0	0	42	8	0	10	32	0	0	155	7	1	2	10
17:45	0	0	0	0	6	50	20	0	0	31	5	0	11	27	0	0	150	13	2	3	4
Total Survey	0	0	0	0	63	388	146	1	0	368	46	3	94	407	0	0	1,512	42	23	39	38

Peak Hour Summary

4:25 PM to 5:25 PM

By Approach	Northbound Broadway St				Southbound Broadway St				Eastbound Evergreen Blvd				Westbound Evergreen Blvd				Total	Pedestrians Crosswalk			
	In	Out	Total	Bikes	In	Out	Total	Bikes	In	Out	Total	Bikes	In	Out	Total	Bikes		North	South	East	West
Volume	0	287	287	0	312	0	312	1	229	318	547	2	301	237	538	0	842	16	13	21	17
%HV	0.0%				5.1%				3.1%				1.7%				3.3%				
PHF	0.00				0.81				0.61				0.91				0.84				

By Movement	Northbound Broadway St				Southbound Broadway St				Eastbound Evergreen Blvd				Westbound Evergreen Blvd				Total
	L	T	R	Total	L	T	R	Total	L	T	R	Total	L	T	R	Total	
Volume	0	0	0	0	30	212	70	312	0	207	22	229	53	248	0	301	842
%HV	0.0%	0.0%	0.0%	0.0%	0.0%	7.5%	0.0%	5.1%	0.0%	2.9%	4.5%	3.1%	1.9%	1.6%	0.0%	1.7%	3.3%
PHF	0.00	0.00	0.00	0.00	0.75	0.85	0.63	0.81	0.00	0.59	0.61	0.61	0.78	0.85	0.00	0.91	0.84

Rolling Hour Summary

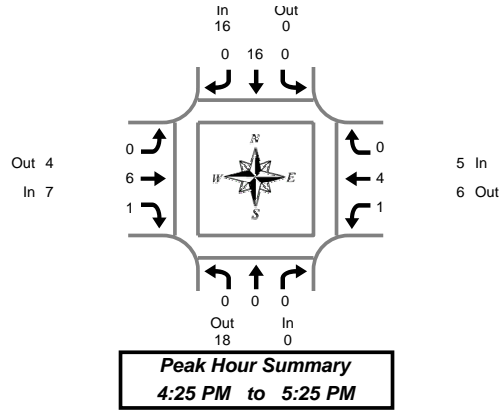
4:00 PM to 6:00 PM

Interval Start Time	Northbound Broadway St				Southbound Broadway St				Eastbound Evergreen Blvd				Westbound Evergreen Blvd				Interval Total	Pedestrians Crosswalk			
	L	T	R	Bikes	L	T	R	Bikes	L	T	R	Bikes	L	T	R	Bikes		North	South	East	West
16:00	0	0	0	0	29	198	79	1	0	158	21	1	45	238	0	0	768	16	14	26	15
16:15	0	0	0	0	26	199	70	1	0	178	18	3	49	240	0	0	780	16	9	18	17
16:30	0	0	0	0	32	213	73	0	0	207	22	2	52	238	0	0	837	17	14	21	15
16:45	0	0	0	0	33	202	67	0	0	213	29	2	50	204	0	0	798	22	9	18	22
17:00	0	0	0	0	34	190	67	0	0	210	25	2	49	169	0	0	744	26	9	13	23

Heavy Vehicle Summary



Clay Carney
(503) 833-2740



Broadway St & Evergreen Blvd

Thursday, June 02, 2005
4:00 PM to 6:00 PM

Heavy Vehicle 5-Minute Interval Summary 4:00 PM to 6:00 PM

Interval Start Time	Northbound Broadway St				Southbound Broadway St				Eastbound Evergreen Blvd				Westbound Evergreen Blvd				Interval Total		
	L	T	R	Total	L	T	R	Total	L	T	R	Total	L	T	R	Total			
16:00	0	0	0	0	0	0	0	0	0	0	0	0	0	0	0	0	0	0	
16:05	0	0	0	0	0	1	0	1	0	1	0	1	0	1	0	1	0	1	3
16:10	0	0	0	0	0	2	0	2	0	1	0	1	0	1	0	1	0	1	4
16:15	0	0	0	0	0	0	0	0	0	1	0	1	1	1	1	0	2	3	3
16:20	0	0	0	0	0	1	0	1	0	1	0	1	1	0	0	1	0	1	3
16:25	0	0	0	0	0	2	0	2	0	1	0	1	0	0	0	0	0	0	3
16:30	0	0	0	0	0	1	0	1	0	0	0	0	0	0	0	0	0	0	1
16:35	0	0	0	0	0	0	0	0	0	1	0	1	0	1	0	1	0	1	2
16:40	0	0	0	0	0	2	0	2	0	0	0	0	0	2	0	2	0	2	4
16:45	0	0	0	0	0	2	0	2	0	0	0	0	0	0	0	0	0	0	2
16:50	0	0	0	0	0	1	0	1	0	1	1	2	0	0	0	0	0	3	3
16:55	0	0	0	0	0	0	0	0	0	1	0	1	0	0	0	0	0	1	1
17:00	0	0	0	0	0	3	0	3	0	0	0	0	0	0	0	0	0	0	3
17:05	0	0	0	0	0	0	0	0	0	0	0	0	0	0	0	0	0	0	0
17:10	0	0	0	0	0	3	0	3	0	1	0	1	0	0	0	0	0	0	4
17:15	0	0	0	0	0	2	0	2	0	0	0	0	0	1	0	1	0	1	3
17:20	0	0	0	0	0	0	0	0	0	1	0	1	1	0	0	1	0	1	2
17:25	0	0	0	0	0	3	0	3	0	0	0	0	1	0	0	1	0	1	4
17:30	0	0	0	0	0	0	0	0	0	1	0	1	0	0	0	0	0	1	1
17:35	0	0	0	0	0	1	0	1	0	1	0	1	0	0	0	0	0	2	2
17:40	0	0	0	0	0	2	0	2	0	0	0	0	0	2	0	2	0	2	4
17:45	0	0	0	0	0	1	0	1	0	0	0	0	0	1	0	1	0	1	2
17:50	0	0	0	0	0	2	0	2	0	1	0	1	0	1	0	1	0	1	4
17:55	0	0	0	0	1	0	0	1	0	0	0	0	1	0	0	1	0	1	2
Total Survey	0	0	0	0	1	29	0	30	0	13	1	14	5	11	0	16		60	

Heavy Vehicle 15-Minute Interval Summary 4:00 PM to 6:00 PM

Interval Start Time	Northbound Broadway St				Southbound Broadway St				Eastbound Evergreen Blvd				Westbound Evergreen Blvd				Interval Total		
	L	T	R	Total	L	T	R	Total	L	T	R	Total	L	T	R	Total			
16:00	0	0	0	0	0	3	0	3	0	2	0	2	0	2	0	2	0	2	7
16:15	0	0	0	0	0	3	0	3	0	3	0	3	2	1	0	3	0	3	9
16:30	0	0	0	0	0	3	0	3	0	1	0	1	0	3	0	3	0	3	7
16:45	0	0	0	0	0	3	0	3	0	2	1	3	0	0	0	0	0	6	6
17:00	0	0	0	0	0	6	0	6	0	1	0	1	0	0	0	0	0	7	7
17:15	0	0	0	0	0	5	0	5	0	1	0	1	2	1	0	3	0	9	9
17:30	0	0	0	0	0	3	0	3	0	2	0	2	0	2	0	2	0	2	7
17:45	0	0	0	0	1	3	0	4	0	1	0	1	1	2	0	3	0	8	8
Total Survey	0	0	0	0	1	29	0	30	0	13	1	14	5	11	0	16		60	

Heavy Vehicle Peak Hour Summary 4:25 PM to 5:25 PM

By Approach	Northbound Broadway St			Southbound Broadway St			Eastbound Evergreen Blvd			Westbound Evergreen Blvd			Total
	In	Out	Total	In	Out	Total	In	Out	Total	In	Out	Total	
Volume	0	18	18	16	0	16	7	4	11	5	6	11	28
PHF	0.00			0.67			0.58			0.42			0.78

By Movement	Northbound Broadway St				Southbound Broadway St				Eastbound Evergreen Blvd				Westbound Evergreen Blvd				Total
	L	T	R	Total	L	T	R	Total	L	T	R	Total	L	T	R	Total	
Volume	0	0	0	0	0	16	0	16	0	6	1	7	1	4	0	5	28
PHF	0.00	0.00	0.00	0.00	0.00	0.67	0.00	0.67	0.00	0.75	0.25	0.58	0.25	0.33	0.00	0.42	0.78

Heavy Vehicle Rolling Hour Summary 4:00 PM to 6:00 PM

Interval Start Time	Northbound Broadway St				Southbound Broadway St				Eastbound Evergreen Blvd				Westbound Evergreen Blvd				Interval Total
	L	T	R	Total	L	T	R	Total	L	T	R	Total	L	T	R	Total	
16:00	0	0	0	0	0	12	0	12	0	8	1	9	2	6	0	8	29
16:15	0	0	0	0	0	15	0	15	0	7	1	8	2	4	0	6	29
16:30	0	0	0	0	0	17	0	17	0	5	1	6	2	4	0	6	29
16:45	0	0	0	0	0	17	0	17	0	6	1	7	2	3	0	5	29
17:00	0	0	0	0	1	17	0	18	0	5	0	5	3	5	0	8	31

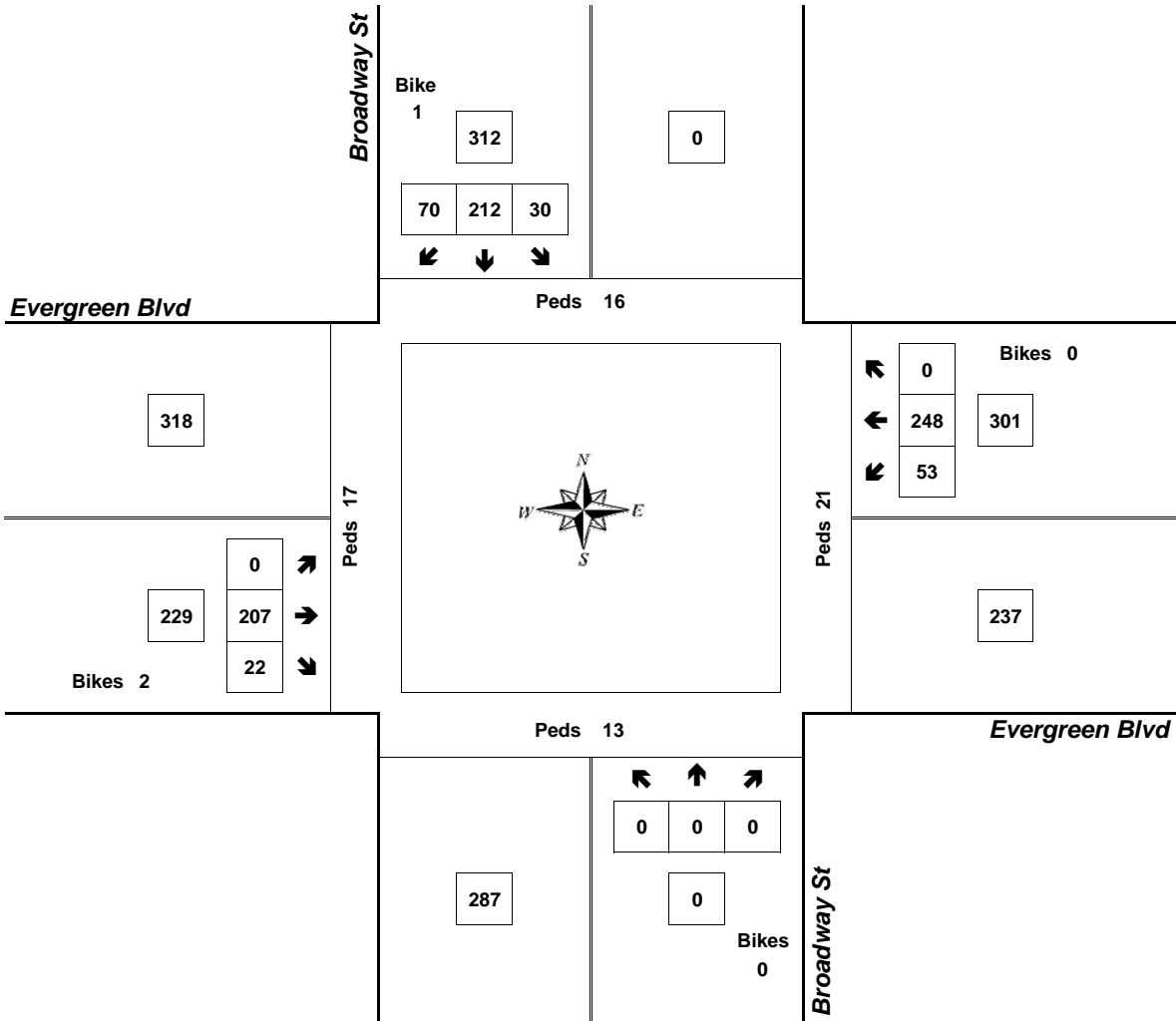
Peak Hour Summary



Clay Carney
(503) 833-2740

Broadway St & Evergreen Blvd

4:25 PM to 5:25 PM
Thursday, June 02, 2005



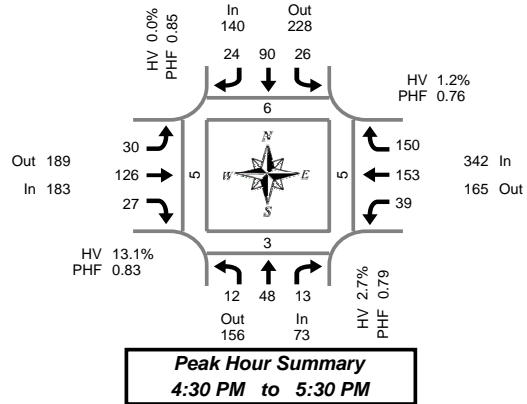
Approach	PHF	HV%	Volume
EB	0.61	3.1%	229
WB	0.91	1.7%	301
NB	0.00	0.0%	0
SB	0.81	5.1%	312
Intersection	0.84	3.3%	842

Count Period: 4:00 PM to 6:00 PM

Total Vehicle Summary



Clay Carney
(503) 833-2740



Broadway St & Mcloughlin Blvd

Tuesday, June 07, 2005
4:00 PM to 6:00 PM

5-Minute Interval Summary

4:00 PM to 6:00 PM

Interval Start Time	Northbound Broadway St				Southbound Broadway St				Eastbound Mcloughlin Blvd				Westbound Mcloughlin Blvd				Interval Total	Pedestrians Crosswalk			
	L	T	R	Bikes	L	T	R	Bikes	L	T	R	Bikes	L	T	R	Bikes		North	South	East	West
16:00	1	2	0	0	0	12	0	0	0	11	1	0	0	11	12	0	50	0	0	0	1
16:05	0	6	1	0	0	6	3	0	2	11	2	0	0	10	12	0	53	1	0	1	0
16:10	0	4	0	0	0	14	2	0	1	6	0	0	2	9	6	1	44	1	2	1	0
16:15	1	5	0	1	3	6	1	0	5	6	3	0	4	14	11	0	59	1	0	2	2
16:20	0	5	0	0	0	8	4	0	3	12	1	0	5	8	13	0	59	0	0	0	2
16:25	0	4	0	0	0	5	0	0	1	8	2	0	0	10	7	0	37	0	0	0	1
16:30	1	1	0	0	1	4	0	0	4	8	2	0	5	16	6	0	48	1	0	2	0
16:35	0	8	0	0	2	7	3	1	2	5	2	0	3	12	12	0	56	1	0	0	0
16:40	0	5	3	0	2	9	2	0	0	14	3	0	2	8	12	0	60	2	0	0	0
16:45	1	5	1	0	4	11	1	2	3	10	1	1	2	11	10	0	60	0	1	1	1
16:50	0	4	1	0	1	5	1	0	2	17	4	0	2	7	15	0	59	1	0	1	0
16:55	2	4	0	0	4	6	1	0	0	4	2	0	2	21	11	0	57	1	0	1	0
17:00	2	2	2	0	2	8	4	0	5	12	3	0	9	16	10	0	75	0	0	0	0
17:05	2	3	1	1	2	12	0	0	2	11	1	0	2	19	22	0	77	0	0	0	2
17:10	1	7	1	0	1	7	1	1	3	15	3	0	4	10	18	0	71	0	0	0	0
17:15	0	4	0	0	1	8	5	0	1	10	2	0	3	12	16	0	62	0	0	0	0
17:20	1	1	2	0	2	7	1	0	3	8	0	0	4	13	10	2	52	0	2	0	0
17:25	2	4	2	0	4	6	5	0	5	12	4	0	1	8	8	0	61	0	0	0	2
17:30	0	2	1	0	1	7	3	0	5	6	1	0	1	7	7	0	41	0	0	0	0
17:35	0	6	0	0	2	6	1	0	4	10	2	0	2	11	7	0	51	0	1	0	0
17:40	0	1	0	0	2	4	1	0	0	6	4	0	3	7	4	0	32	0	0	0	0
17:45	0	3	0	0	2	8	3	0	1	7	1	0	1	8	6	0	40	0	0	1	0
17:50	0	4	0	0	2	9	0	0	3	6	0	0	1	4	5	0	34	0	0	0	0
17:55	0	1	1	0	1	5	1	0	3	8	1	0	1	9	9	0	40	1	0	0	0
Total Survey	14	91	16	2	39	180	43	4	58	223	45	1	59	261	249	3	1,278	10	6	10	11

15-Minute Interval Summary

4:00 PM to 6:00 PM

Interval Start Time	Northbound Broadway St				Southbound Broadway St				Eastbound Mcloughlin Blvd				Westbound Mcloughlin Blvd				Interval Total	Pedestrians Crosswalk			
	L	T	R	Bikes	L	T	R	Bikes	L	T	R	Bikes	L	T	R	Bikes		North	South	East	West
16:00	1	12	1	0	0	32	5	0	3	28	3	0	2	30	30	1	147	2	2	2	1
16:15	1	14	0	1	3	19	5	0	9	26	6	0	9	32	31	0	155	1	0	2	5
16:30	1	14	3	0	5	20	5	1	6	27	7	0	10	36	30	0	164	4	0	2	0
16:45	3	13	2	0	9	22	3	2	5	31	7	1	6	39	36	0	176	2	1	3	1
17:00	5	12	4	1	5	27	5	1	10	38	7	0	15	45	50	0	223	0	0	0	2
17:15	3	9	4	0	7	21	11	0	9	30	6	0	8	33	34	2	175	0	2	0	2
17:30	0	9	1	0	5	17	5	0	9	22	7	0	6	25	18	0	124	0	1	0	0
17:45	0	8	1	0	5	22	4	0	7	21	2	0	3	21	20	0	114	1	0	1	0
Total Survey	14	91	16	2	39	180	43	4	58	223	45	1	59	261	249	3	1,278	10	6	10	11

Peak Hour Summary

4:30 PM to 5:30 PM

By Approach	Northbound Broadway St				Southbound Broadway St				Eastbound Mcloughlin Blvd				Westbound Mcloughlin Blvd				Total	Pedestrians Crosswalk			
	In	Out	Total	Bikes	In	Out	Total	Bikes	In	Out	Total	Bikes	In	Out	Total	Bikes		North	South	East	West
Volume	73	156	229	1	140	228	368	4	183	189	372	1	342	165	507	2	738	6	3	5	5
%HV	2.7%				0.0%				13.1%				1.2%				4.1%				
PHF	0.79				0.85				0.83				0.76				0.83				

By Movement	Northbound Broadway St				Southbound Broadway St				Eastbound Mcloughlin Blvd				Westbound Mcloughlin Blvd				Total
	L	T	R	Total	L	T	R	Total	L	T	R	Total	L	T	R	Total	
Volume	12	48	13	73	26	90	24	140	30	126	27	183	39	153	150	342	738
%HV	0.0%	4.2%	0.0%	2.7%	0.0%	0.0%	0.0%	0.0%	30.0%	4.0%	37.0%	13.1%	2.6%	1.3%	0.7%	1.2%	4.1%
PHF	0.50	0.67	0.65	0.79	0.72	0.83	0.55	0.85	0.75	0.77	0.75	0.83	0.65	0.68	0.67	0.76	0.83

Rolling Hour Summary

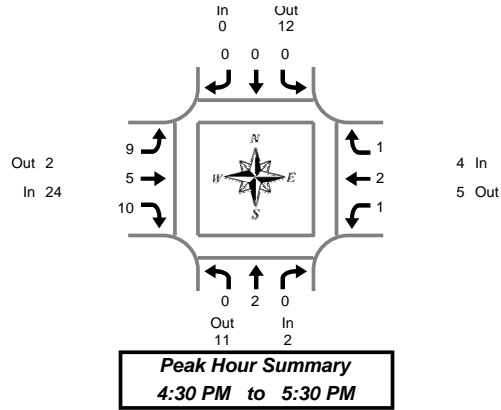
4:00 PM to 6:00 PM

Interval Start Time	Northbound Broadway St				Southbound Broadway St				Eastbound Mcloughlin Blvd				Westbound Mcloughlin Blvd				Interval Total	Pedestrians Crosswalk			
	L	T	R	Bikes	L	T	R	Bikes	L	T	R	Bikes	L	T	R	Bikes		North	South	East	West
16:00	6	53	6	1	17	93	18	3	23	112	23	1	27	137	127	1	642	9	3	9	7
16:15	10	53	9	2	22	88	18	4	30	122	27	1	40	152	147	0	718	7	1	7	8
16:30	12	48	13	1	26	90	24	4	30	126	27	1	39	153	150	2	738	6	3	5	5
16:45	11	43	11	1	26	87	24	3	33	121	27	1	35	142	138	2	698	2	4	3	5
17:00	8	38	10	1	22	87	25	1	35	111	22	0	32	124	122	2	636	1	3	1	4

Heavy Vehicle Summary



Clay Carney
(503) 833-2740



Broadway St & Mcloughlin Blvd

Tuesday, June 07, 2005
4:00 PM to 6:00 PM

Heavy Vehicle 5-Minute Interval Summary 4:00 PM to 6:00 PM

Interval Start Time	Northbound Broadway St				Southbound Broadway St				Eastbound Mcloughlin Blvd				Westbound Mcloughlin Blvd				Interval Total	
	L	T	R	Total	L	T	R	Total	L	T	R	Total	L	T	R	Total		
16:00	0	1	0	1	0	0	0	0	0	2	1	3	0	0	0	0	4	
16:05	0	0	0	0	0	0	0	0	0	2	0	1	3	0	1	1	2	5
16:10	0	0	0	0	0	0	0	0	0	0	0	0	0	1	1	2	2	2
16:15	0	0	0	0	0	0	0	0	0	0	1	1	2	0	0	0	0	2
16:20	0	1	0	1	0	0	0	0	0	3	1	1	5	0	0	0	0	6
16:25	0	0	0	0	0	0	0	0	0	0	0	0	0	0	0	0	0	0
16:30	0	0	0	0	0	0	0	0	0	1	1	2	4	0	0	0	0	4
16:35	0	1	0	1	0	0	0	0	0	1	0	1	2	0	1	0	1	4
16:40	0	1	0	1	0	0	0	0	0	0	0	0	0	0	0	0	0	1
16:45	0	0	0	0	0	0	0	0	0	1	2	0	3	0	0	0	0	3
16:50	0	0	0	0	0	0	0	0	0	2	1	2	5	0	0	0	0	5
16:55	0	0	0	0	0	0	0	0	0	0	0	1	1	0	0	0	0	1
17:00	0	0	0	0	0	0	0	0	0	1	0	1	2	0	0	0	0	2
17:05	0	0	0	0	0	0	0	0	0	0	0	1	1	0	1	0	1	2
17:10	0	0	0	0	0	0	0	0	0	1	0	1	2	0	0	0	0	2
17:15	0	0	0	0	0	0	0	0	0	0	0	1	1	0	0	0	0	1
17:20	0	0	0	0	0	0	0	0	0	2	1	0	3	1	0	0	1	4
17:25	0	0	0	0	0	0	0	0	0	0	0	0	0	0	0	1	1	1
17:30	0	0	0	0	0	0	0	0	0	2	0	1	3	0	0	0	0	3
17:35	0	0	0	0	0	0	0	0	0	1	0	1	2	0	1	0	1	3
17:40	0	0	0	0	0	0	0	0	0	0	0	2	2	0	0	0	0	2
17:45	0	0	0	0	0	0	0	0	0	0	0	1	1	0	0	0	0	1
17:50	0	0	0	0	0	0	0	0	0	1	1	0	2	0	0	0	0	2
17:55	0	0	0	0	0	0	0	0	0	1	0	1	2	0	0	0	0	2
Total Survey	0	4	0	4	0	0	0	0	0	19	10	20	49	1	5	3	9	62

Heavy Vehicle 15-Minute Interval Summary 4:00 PM to 6:00 PM

Interval Start Time	Northbound Broadway St				Southbound Broadway St				Eastbound Mcloughlin Blvd				Westbound Mcloughlin Blvd				Interval Total	
	L	T	R	Total	L	T	R	Total	L	T	R	Total	L	T	R	Total		
16:00	0	1	0	1	0	0	0	0	0	2	2	2	6	0	2	2	4	11
16:15	0	1	0	1	0	0	0	0	0	3	2	2	7	0	0	0	0	8
16:30	0	2	0	2	0	0	0	0	0	2	1	3	6	0	1	0	1	9
16:45	0	0	0	0	0	0	0	0	0	3	3	3	9	0	0	0	0	9
17:00	0	0	0	0	0	0	0	0	0	2	0	3	5	0	1	0	1	6
17:15	0	0	0	0	0	0	0	0	0	2	1	1	4	1	0	1	2	6
17:30	0	0	0	0	0	0	0	0	0	3	0	4	7	0	1	0	1	8
17:45	0	0	0	0	0	0	0	0	0	2	1	2	5	0	0	0	0	5
Total Survey	0	4	0	4	0	0	0	0	0	19	10	20	49	1	5	3	9	62

Heavy Vehicle Peak Hour Summary 4:30 PM to 5:30 PM

By Approach	Northbound Broadway St			Southbound Broadway St			Eastbound Mcloughlin Blvd			Westbound Mcloughlin Blvd			Total
	In	Out	Total	In	Out	Total	In	Out	Total	In	Out	Total	
Volume	2	11	13	0	12	12	24	2	26	4	5	9	30
PHF	0.25			0.00			0.67			0.50			0.83

By Movement	Northbound Broadway St				Southbound Broadway St				Eastbound Mcloughlin Blvd				Westbound Mcloughlin Blvd				Total
	L	T	R	Total	L	T	R	Total	L	T	R	Total	L	T	R	Total	
Volume	0	2	0	2	0	0	0	0	9	5	10	24	1	2	1	4	30
PHF	0.00	0.25	0.00	0.25	0.00	0.00	0.00	0.00	0.75	0.42	0.63	0.67	0.25	0.50	0.25	0.50	0.83

Heavy Vehicle Rolling Hour Summary 4:00 PM to 6:00 PM

Interval Start Time	Northbound Broadway St				Southbound Broadway St				Eastbound Mcloughlin Blvd				Westbound Mcloughlin Blvd				Interval Total	
	L	T	R	Total	L	T	R	Total	L	T	R	Total	L	T	R	Total		
16:00	0	4	0	4	0	0	0	0	0	10	8	10	28	0	3	2	5	37
16:15	0	3	0	3	0	0	0	0	0	10	6	11	27	0	2	0	2	32
16:30	0	2	0	2	0	0	0	0	0	9	5	10	24	1	2	1	4	30
16:45	0	0	0	0	0	0	0	0	0	10	4	11	25	1	2	1	4	29
17:00	0	0	0	0	0	0	0	0	0	9	2	10	21	1	2	1	4	25

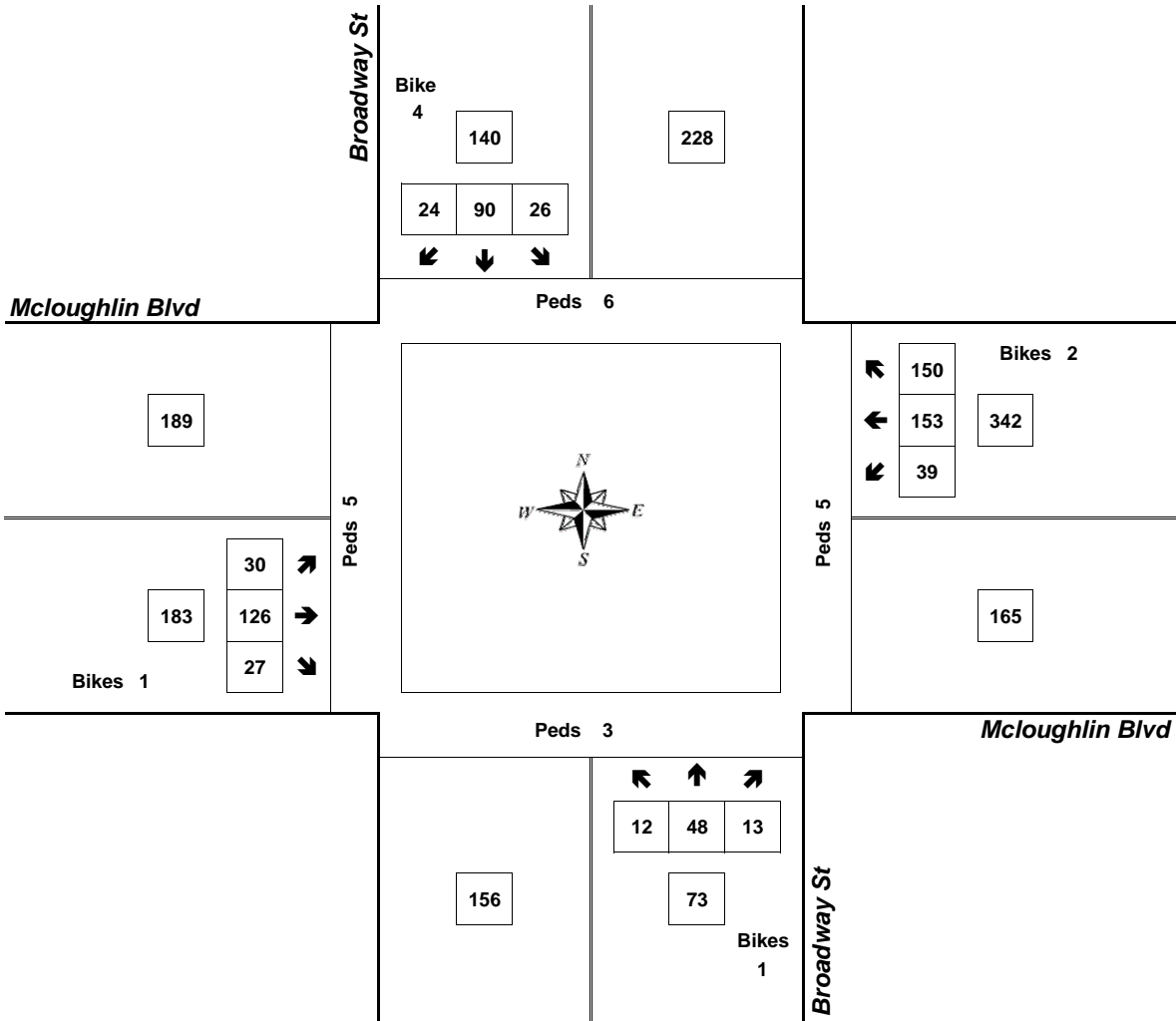
Peak Hour Summary



Clay Carney
(503) 833-2740

Broadway St & Mcloughlin Blvd

4:30 PM to 5:30 PM
Tuesday, June 07, 2005



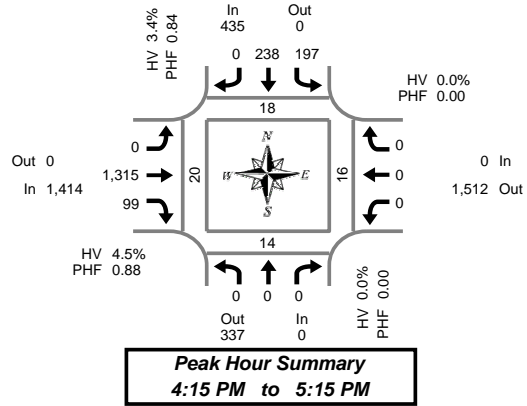
Approach	PHF	HV%	Volume
EB	0.83	13.1%	183
WB	0.76	1.2%	342
NB	0.79	2.7%	73
SB	0.85	0.0%	140
Intersection	0.83	4.1%	738

Count Period: 4:00 PM to 6:00 PM

Total Vehicle Summary



Clay Carney
(503) 833-2740



Broadway St & Mill Plain Blvd

Wednesday, June 01, 2005

4:00 PM to 6:00 PM

5-Minute Interval Summary

4:00 PM to 6:00 PM

Interval Start Time	Northbound Broadway St				Southbound Broadway St				Eastbound Mill Plain Blvd				Westbound Mill Plain Blvd				Interval Total	Pedestrians Crosswalk							
	L	T	R	Bikes	L	T	R	Bikes	L	T	R	Bikes	L	T	R	Bikes		North	South	East	West				
16:00	0	0	0	0	13	22	0	0	0	101	9	0	0	0	0	0	0	0	0	0	145	0	0	0	0
16:05	0	0	0	0	16	21	0	0	0	95	8	0	0	0	0	0	0	0	0	0	140	1	1	0	1
16:10	0	0	0	0	12	19	0	0	0	124	7	0	0	0	0	0	0	0	0	0	162	1	2	0	0
16:15	0	0	0	0	17	19	0	1	0	122	21	0	0	0	0	0	0	0	0	0	179	0	1	1	2
16:20	0	0	0	0	14	18	0	0	0	122	18	1	0	0	0	0	0	0	0	0	172	2	0	2	1
16:25	0	0	0	0	13	17	0	2	0	102	17	0	0	0	0	0	0	0	0	0	149	1	0	2	0
16:30	0	0	0	0	19	20	0	0	0	97	6	0	0	0	0	0	0	0	0	1	142	4	5	4	1
16:35	0	0	0	0	13	28	0	0	0	112	2	0	0	0	0	0	0	0	0	0	155	3	0	0	2
16:40	0	0	0	0	14	18	0	0	0	141	4	0	0	0	0	0	0	0	0	0	177	0	2	0	3
16:45	0	0	0	0	8	26	0	0	0	104	4	0	0	0	0	0	0	0	0	0	142	1	1	1	1
16:50	0	0	0	1	14	19	0	0	0	75	6	0	0	0	0	0	0	0	0	0	114	1	0	2	4
16:55	0	0	0	0	10	18	0	0	0	103	10	0	0	0	0	0	0	0	0	0	141	1	3	0	2
17:00	0	0	0	0	7	15	0	0	0	91	2	0	0	0	0	0	0	0	0	0	115	0	2	3	1
17:05	0	0	0	0	32	19	0	1	0	115	5	0	0	0	0	0	0	0	0	0	171	3	0	1	3
17:10	0	0	0	0	36	21	0	0	0	131	4	0	0	0	0	0	0	0	0	0	192	2	0	0	0
17:15	0	0	0	0	17	19	0	0	0	111	2	0	0	0	0	0	0	0	0	0	149	2	2	4	0
17:20	0	0	0	0	28	22	0	0	0	110	4	1	0	0	0	0	0	0	0	0	164	4	1	2	1
17:25	0	0	0	0	11	17	0	0	0	120	4	0	0	0	0	0	0	0	0	0	152	1	0	1	2
17:30	0	0	0	0	10	14	0	0	0	108	2	0	0	0	0	0	0	0	1	0	134	2	4	3	1
17:35	0	0	0	0	12	14	0	0	0	89	1	0	0	0	0	0	0	0	0	0	116	0	3	5	0
17:40	0	0	0	0	22	20	0	0	0	114	4	0	0	0	0	0	0	0	0	0	160	1	2	1	3
17:45	0	0	0	0	4	16	0	0	0	90	8	0	0	0	0	0	0	0	0	0	118	0	3	0	1
17:50	0	0	0	0	11	13	0	0	0	82	2	0	0	0	0	0	0	0	0	0	108	2	1	0	1
17:55	0	0	0	0	13	14	0	0	0	99	6	0	0	0	0	0	0	0	0	0	132	1	0	0	0
Total Survey	0	0	0	1	366	449	0	4	0	2,558	156	2	0	0	0	0	0	0	2	0	3,529	33	33	32	30

15-Minute Interval Summary

4:00 PM to 6:00 PM

Interval Start Time	Northbound Broadway St				Southbound Broadway St				Eastbound Mill Plain Blvd				Westbound Mill Plain Blvd				Interval Total	Pedestrians Crosswalk							
	L	T	R	Bikes	L	T	R	Bikes	L	T	R	Bikes	L	T	R	Bikes		North	South	East	West				
16:00	0	0	0	0	41	62	0	0	0	320	24	0	0	0	0	0	0	0	0	0	447	2	3	0	1
16:15	0	0	0	0	44	54	0	3	0	346	56	1	0	0	0	0	0	0	0	0	500	3	1	5	3
16:30	0	0	0	0	46	66	0	0	0	350	12	0	0	0	0	0	0	0	1	0	474	7	7	4	6
16:45	0	0	0	1	32	63	0	0	0	282	20	0	0	0	0	0	0	0	0	0	397	3	4	3	7
17:00	0	0	0	0	75	55	0	1	0	337	11	0	0	0	0	0	0	0	0	0	478	5	2	4	4
17:15	0	0	0	0	56	58	0	0	0	341	10	1	0	0	0	0	0	0	0	0	465	7	3	7	3
17:30	0	0	0	0	44	48	0	0	0	311	7	0	0	0	0	0	0	0	1	0	410	3	9	9	4
17:45	0	0	0	0	28	43	0	0	0	271	16	0	0	0	0	0	0	0	0	0	358	3	4	0	2
Total Survey	0	0	0	1	366	449	0	4	0	2,558	156	2	0	0	0	0	0	0	2	0	3,529	33	33	32	30

Peak Hour Summary

4:15 PM to 5:15 PM

By Approach	Northbound Broadway St				Southbound Broadway St				Eastbound Mill Plain Blvd				Westbound Mill Plain Blvd				Total	Pedestrians Crosswalk			
	In	Out	Total	Bikes	In	Out	Total	Bikes	In	Out	Total	Bikes	In	Out	Total	Bikes		North	South	East	West
Volume	0	337	337	1	435	0	435	4	1,414	0	1,414	1	0	1,512	1,512	1	1,849	18	14	16	20
%HV	0.0%				3.4%				4.5%				0.0%				4.2%				
PHF	0.00				0.84				0.88				0.00				0.92				

By Movement	Northbound Broadway St				Southbound Broadway St				Eastbound Mill Plain Blvd				Westbound Mill Plain Blvd				Total
	L	T	R	Total	L	T	R	Total	L	T	R	Total	L	T	R	Total	
Volume	0	0	0	0	197	238	0	435	0	1,315	99	1,414	0	0	0	0	1,849
%HV	0.0%	0.0%	0.0%	0.0%	1.5%	5.0%	0.0%	3.4%	0.0%	4.7%	1.0%	4.5%	0.0%	0.0%	0.0%	0.0%	4.2%
PHF	0.00	0.00	0.00	0.00	0.66	0.83	0.00	0.84	0.00	0.92	0.44	0.88	0.00	0.00	0.00	0.00	0.92

Rolling Hour Summary

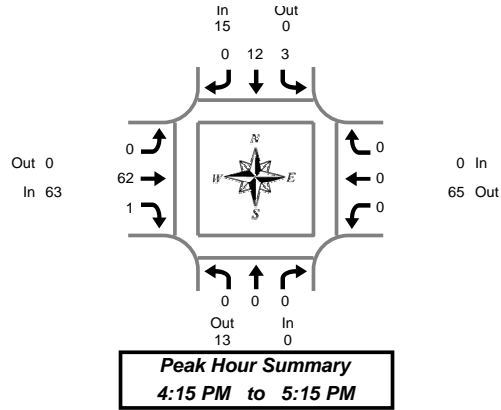
4:00 PM to 6:00 PM

Interval Start Time	Northbound Broadway St				Southbound Broadway St				Eastbound Mill Plain Blvd				Westbound Mill Plain Blvd				Interval Total	Pedestrians Crosswalk			
	L	T	R	Bikes	L	T	R	Bikes	L	T	R	Bikes	L	T	R	Bikes		North	South	East	West
16:00	0	0	0	0	163	245	0	3	0	1,298	112	1	0	0	0	1	1,818	15	15	12	17
16:15	0	0	0	1	197	238	0	4	0	1,315	99	1	0	0	0	1	1,849	18	14	16	20
16:30	0	0	0	1	209	242	0	1	0	1,310	53	1	0	0	0	1	1,814	22	16	18	20
16:45	0	0	0	1	207	224	0	1	0	1,271	48	1	0	0	0	1	1,750	18	18	23	18
17:00	0	0	0	0	203	204	0	1	0	1,260	44	1	0	0	0	1	1,711	18	18	20	13

Heavy Vehicle Summary



Clay Carney
(503) 833-2740



Broadway St & Mill Plain Blvd

Wednesday, June 01, 2005

4:00 PM to 6:00 PM

Heavy Vehicle 5-Minute Interval Summary 4:00 PM to 6:00 PM

Interval Start Time	Northbound Broadway St				Southbound Broadway St				Eastbound Mill Plain Blvd				Westbound Mill Plain Blvd				Interval Total
	L	T	R	Total	L	T	R	Total	L	T	R	Total	L	T	R	Total	
16:00	0	0	0	0	0	3	0	3	0	4	0	4	0	0	0	0	7
16:05	0	0	0	0	0	1	0	1	0	2	0	2	0	0	0	0	3
16:10	0	0	0	0	0	2	0	2	0	6	0	6	0	0	0	0	8
16:15	0	0	0	0	0	1	0	1	0	2	0	2	0	0	0	0	3
16:20	0	0	0	0	0	0	0	0	0	5	0	5	0	0	0	0	5
16:25	0	0	0	0	0	1	0	1	0	4	0	4	0	0	0	0	5
16:30	0	0	0	0	0	1	0	1	0	10	0	10	0	0	0	0	11
16:35	0	0	0	0	2	2	0	4	0	7	0	7	0	0	0	0	11
16:40	0	0	0	0	0	1	0	1	0	7	1	8	0	0	0	0	9
16:45	0	0	0	0	0	0	0	0	0	5	0	5	0	0	0	0	5
16:50	0	0	0	0	1	2	0	3	0	4	0	4	0	0	0	0	7
16:55	0	0	0	0	0	1	0	1	0	3	0	3	0	0	0	0	4
17:00	0	0	0	0	0	0	0	0	0	7	0	7	0	0	0	0	7
17:05	0	0	0	0	0	1	0	1	0	3	0	3	0	0	0	0	4
17:10	0	0	0	0	0	2	0	2	0	5	0	5	0	0	0	0	7
17:15	0	0	0	0	0	1	0	1	0	2	0	2	0	0	0	0	3
17:20	0	0	0	0	0	2	0	2	0	2	0	2	0	0	0	0	4
17:25	0	0	0	0	0	0	0	0	0	2	0	2	0	0	0	0	2
17:30	0	0	0	0	0	0	0	0	0	4	0	4	0	0	0	0	4
17:35	0	0	0	0	0	3	0	3	0	6	0	6	0	0	0	0	9
17:40	0	0	0	0	1	0	0	1	0	2	0	2	0	0	0	0	3
17:45	0	0	0	0	0	1	0	1	0	5	0	5	0	0	0	0	6
17:50	0	0	0	0	0	2	0	2	0	1	0	1	0	0	0	0	3
17:55	0	0	0	0	0	0	0	0	0	0	0	0	0	0	0	0	0
Total Survey	0	0	0	0	4	27	0	31	0	98	1	99	0	0	0	0	130

Heavy Vehicle 15-Minute Interval Summary 4:00 PM to 6:00 PM

Interval Start Time	Northbound Broadway St				Southbound Broadway St				Eastbound Mill Plain Blvd				Westbound Mill Plain Blvd				Interval Total
	L	T	R	Total	L	T	R	Total	L	T	R	Total	L	T	R	Total	
16:00	0	0	0	0	0	6	0	6	0	12	0	12	0	0	0	0	18
16:15	0	0	0	0	0	2	0	2	0	11	0	11	0	0	0	0	13
16:30	0	0	0	0	2	4	0	6	0	24	1	25	0	0	0	0	31
16:45	0	0	0	0	1	3	0	4	0	12	0	12	0	0	0	0	16
17:00	0	0	0	0	0	3	0	3	0	15	0	15	0	0	0	0	18
17:15	0	0	0	0	0	3	0	3	0	6	0	6	0	0	0	0	9
17:30	0	0	0	0	1	3	0	4	0	12	0	12	0	0	0	0	16
17:45	0	0	0	0	0	3	0	3	0	6	0	6	0	0	0	0	9
Total Survey	0	0	0	0	4	27	0	31	0	98	1	99	0	0	0	0	130

Heavy Vehicle Peak Hour Summary 4:15 PM to 5:15 PM

By Approach	Northbound Broadway St			Southbound Broadway St			Eastbound Mill Plain Blvd			Westbound Mill Plain Blvd			Total
	In	Out	Total	In	Out	Total	In	Out	Total	In	Out	Total	
Volume	0	13	13	15	0	15	63	0	63	0	65	65	78
PHF	0.00			0.63			0.63			0.00			0.63

By Movement	Northbound Broadway St				Southbound Broadway St				Eastbound Mill Plain Blvd				Westbound Mill Plain Blvd				Total
	L	T	R	Total	L	T	R	Total	L	T	R	Total	L	T	R	Total	
Volume	0	0	0	0	3	12	0	15	0	62	1	63	0	0	0	0	78
PHF	0.00	0.00	0.00	0.00	0.38	0.75	0.00	0.63	0.00	0.65	0.25	0.63	0.00	0.00	0.00	0.00	0.63

Heavy Vehicle Rolling Hour Summary 4:00 PM to 6:00 PM

Interval Start Time	Northbound Broadway St				Southbound Broadway St				Eastbound Mill Plain Blvd				Westbound Mill Plain Blvd				Interval Total
	L	T	R	Total	L	T	R	Total	L	T	R	Total	L	T	R	Total	
16:00	0	0	0	0	3	15	0	18	0	59	1	60	0	0	0	0	78
16:15	0	0	0	0	3	12	0	15	0	62	1	63	0	0	0	0	78
16:30	0	0	0	0	3	13	0	16	0	57	1	58	0	0	0	0	74
16:45	0	0	0	0	2	12	0	14	0	45	0	45	0	0	0	0	59
17:00	0	0	0	0	1	12	0	13	0	39	0	39	0	0	0	0	52

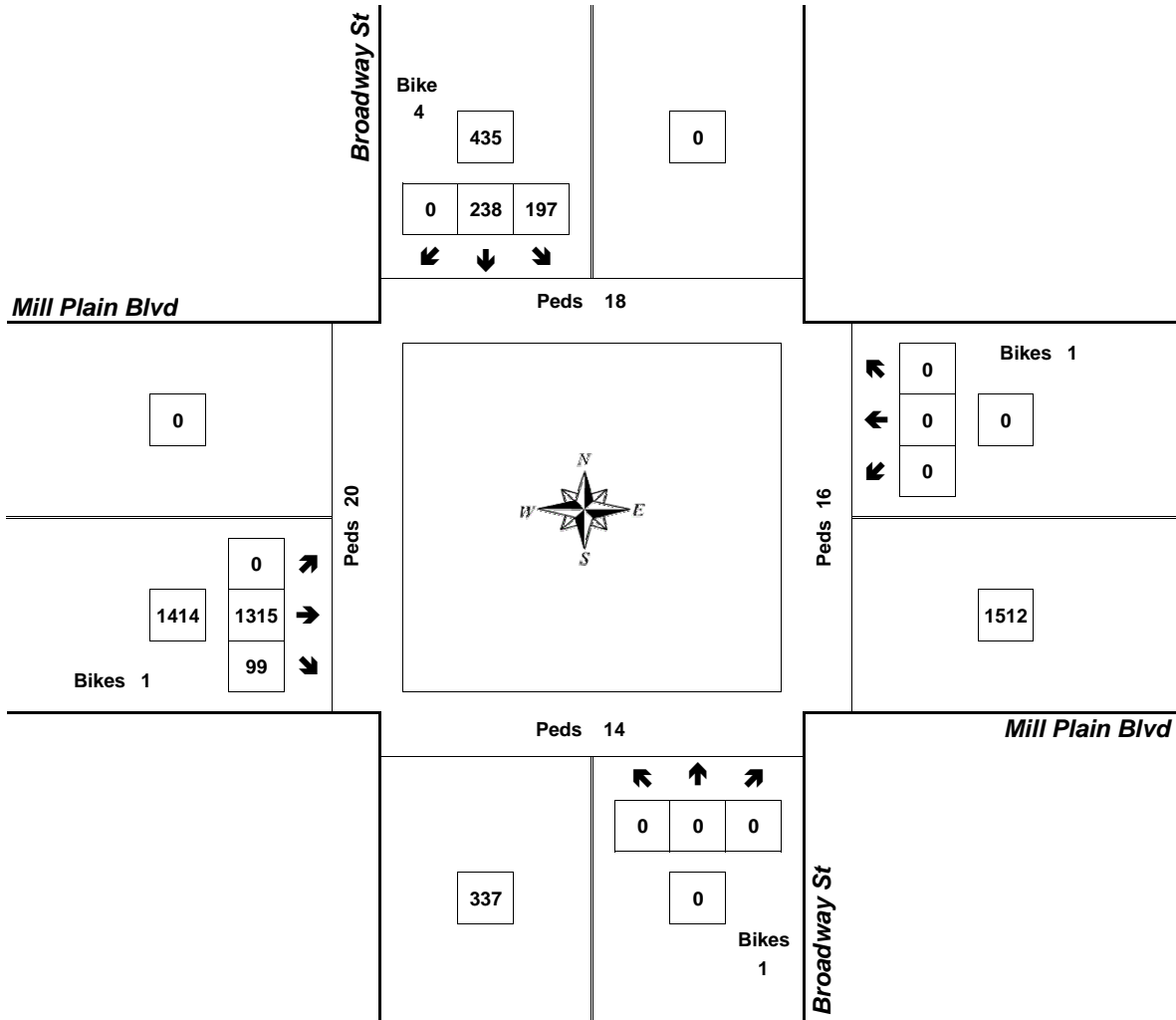
Peak Hour Summary



Clay Carney
(503) 833-2740

Broadway St & Mill Plain Blvd

4:15 PM to 5:15 PM
Wednesday, June 01, 2005



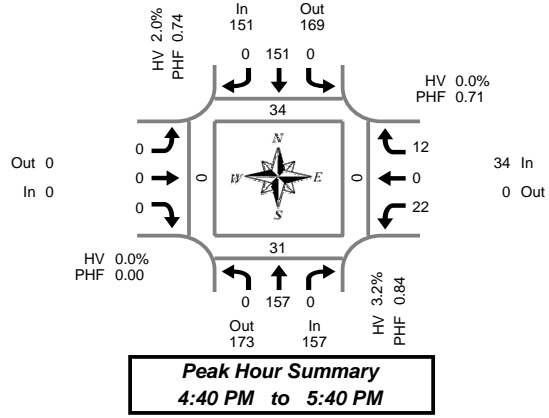
Approach	PHF	HV%	Volume
EB	0.88	4.5%	1,414
WB	0.00	0.0%	0
NB	0.00	0.0%	0
SB	0.84	3.4%	435
Intersection	0.92	4.2%	1,849

Count Period: 4:00 PM to 6:00 PM

Total Vehicle Summary



Clay Carney
(503) 833-2740



Columbia St & 3rd St

Wednesday, August 10, 2005
4:00 PM to 6:00 PM

5-Minute Interval Summary

4:00 PM to 6:00 PM

Interval Start Time	Northbound Columbia St				Southbound Columbia St				Eastbound 3rd St				Westbound 3rd St				Interval Total	Pedestrians Crosswalk			
	L	T	R	Bikes	L	T	R	Bikes	L	T	R	Bikes	L	T	R	Bikes		North	South	East	West
16:00	0	11	0	0	0	5	0	0	0	0	0	0	0	0	2	0	18	0	6	1	0
16:05	0	17	0	0	0	8	0	1	0	0	0	0	1	0	0	0	26	3	3	0	0
16:10	0	15	0	0	0	10	0	0	0	0	0	0	3	0	0	0	28	2	0	0	0
16:15	0	11	0	1	0	8	0	0	0	0	0	0	1	0	3	0	23	3	1	0	0
16:20	0	14	0	0	0	11	0	0	0	0	0	0	1	0	0	0	26	6	1	0	0
16:25	0	9	0	0	0	14	0	1	0	0	0	0	1	0	1	0	25	2	2	0	0
16:30	0	11	0	0	0	12	0	0	0	0	0	0	2	0	0	0	25	1	1	0	0
16:35	0	13	0	1	0	7	0	2	0	0	0	0	0	0	0	0	20	1	4	0	0
16:40	0	20	0	2	0	11	0	1	0	0	0	0	2	0	1	0	34	1	6	0	0
16:45	0	10	0	2	0	12	0	0	0	0	0	0	2	0	0	0	24	3	2	0	0
16:50	0	15	0	0	0	19	0	1	0	0	0	0	4	0	3	0	41	3	1	0	0
16:55	0	13	0	0	0	12	0	0	0	0	0	0	0	0	2	0	27	0	1	0	0
17:00	0	7	0	1	0	5	0	0	0	0	0	0	2	0	1	0	15	4	0	0	0
17:05	0	10	0	0	0	11	0	0	0	0	0	0	2	0	0	0	23	0	1	0	0
17:10	0	20	0	0	0	20	0	0	0	0	0	0	1	0	0	0	41	7	5	0	0
17:15	0	17	0	0	0	19	0	0	0	0	0	0	1	0	1	0	38	3	7	0	0
17:20	0	9	0	0	0	12	0	1	0	0	0	0	2	0	0	0	23	3	2	0	0
17:25	0	10	0	1	0	12	0	0	0	0	0	0	2	0	2	0	26	0	1	0	0
17:30	0	14	0	0	0	10	0	0	0	0	0	0	2	0	1	0	27	6	4	0	0
17:35	0	12	0	2	0	8	0	0	0	0	0	0	2	0	1	0	23	4	1	0	0
17:40	0	11	0	0	0	8	0	1	0	0	0	0	1	0	0	0	20	0	0	0	0
17:45	0	5	0	0	0	13	0	0	0	0	0	0	2	0	0	0	20	4	3	0	0
17:50	0	11	0	1	0	8	0	0	0	0	0	0	0	0	2	0	21	4	3	0	0
17:55	0	15	0	0	0	7	0	0	0	0	0	0	3	0	1	0	26	1	3	0	0
Total Survey	0	300	0	11	0	262	0	8	0	0	0	0	37	0	21	0	620	61	58	1	0

15-Minute Interval Summary

4:00 PM to 6:00 PM

Interval Start Time	Northbound Columbia St				Southbound Columbia St				Eastbound 3rd St				Westbound 3rd St				Interval Total	Pedestrians Crosswalk			
	L	T	R	Bikes	L	T	R	Bikes	L	T	R	Bikes	L	T	R	Bikes		North	South	East	West
16:00	0	43	0	0	0	23	0	1	0	0	0	0	4	0	2	0	72	5	9	1	0
16:15	0	34	0	1	0	33	0	1	0	0	0	0	3	0	4	0	74	11	4	0	0
16:30	0	44	0	3	0	30	0	3	0	0	0	0	4	0	1	0	79	3	11	0	0
16:45	0	38	0	2	0	43	0	1	0	0	0	0	6	0	5	0	92	6	4	0	0
17:00	0	37	0	1	0	36	0	0	0	0	0	0	5	0	1	0	79	11	6	0	0
17:15	0	36	0	1	0	43	0	1	0	0	0	0	5	0	3	0	87	6	10	0	0
17:30	0	37	0	2	0	26	0	1	0	0	0	0	5	0	2	0	70	10	5	0	0
17:45	0	31	0	1	0	28	0	0	0	0	0	0	5	0	3	0	67	9	9	0	0
Total Survey	0	300	0	11	0	262	0	8	0	0	0	0	37	0	21	0	620	61	58	1	0

Peak Hour Summary

4:40 PM to 5:40 PM

By Approach	Northbound Columbia St				Southbound Columbia St				Eastbound 3rd St				Westbound 3rd St				Total	Pedestrians Crosswalk			
	In	Out	Total	Bikes	In	Out	Total	Bikes	In	Out	Total	Bikes	In	Out	Total	Bikes		North	South	East	West
Volume	157	173	330	8	151	169	320	3	0	0	0	0	34	0	34	0	342	34	31	0	0
%HV	3.2%				2.0%				0.0%				0.0%				2.3%				
PHF	0.84				0.74				0.00				0.71				0.84				

By Movement	Northbound Columbia St				Southbound Columbia St				Eastbound 3rd St				Westbound 3rd St				Total
	L	T	R	Total	L	T	R	Total	L	T	R	Total	L	T	R	Total	
Volume	0	157	0	157	0	151	0	151	0	0	0	0	22	0	12	34	342
%HV	0.0%	3.2%	0.0%	3.2%	0.0%	2.0%	0.0%	2.0%	0.0%	0.0%	0.0%	0.0%	0.0%	0.0%	0.0%	0.0%	2.3%
PHF	0.00	0.84	0.00	0.84	0.00	0.74	0.00	0.74	0.00	0.00	0.00	0.00	0.69	0.00	0.50	0.71	0.84

Rolling Hour Summary

4:00 PM to 6:00 PM

Interval Start Time	Northbound Columbia St				Southbound Columbia St				Eastbound 3rd St				Westbound 3rd St				Interval Total	Pedestrians Crosswalk			
	L	T	R	Bikes	L	T	R	Bikes	L	T	R	Bikes	L	T	R	Bikes		North	South	East	West
16:00	0	159	0	6	0	129	0	6	0	0	0	0	17	0	12	0	317	25	28	1	0
16:15	0	153	0	7	0	142	0	5	0	0	0	0	18	0	11	0	324	31	25	0	0
16:30	0	155	0	7	0	152	0	5	0	0	0	0	20	0	10	0	337	26	31	0	0
16:45	0	148	0	6	0	148	0	3	0	0	0	0	21	0	11	0	328	33	25	0	0

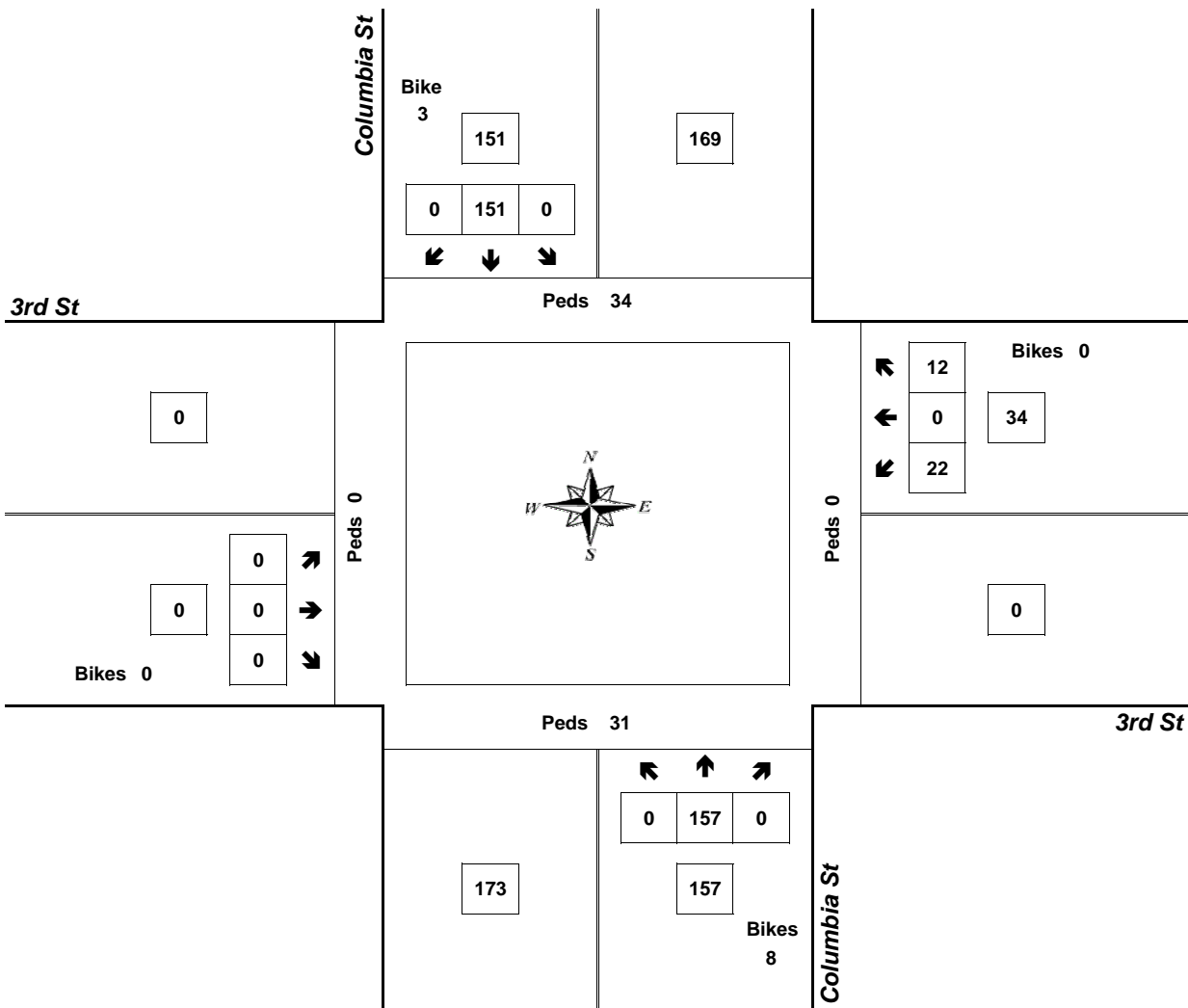
Peak Hour Summary



Clay Carney
(503) 833-2740

Columbia St & 3rd St

4:40 PM to 5:40 PM
Wednesday, August 10, 2005



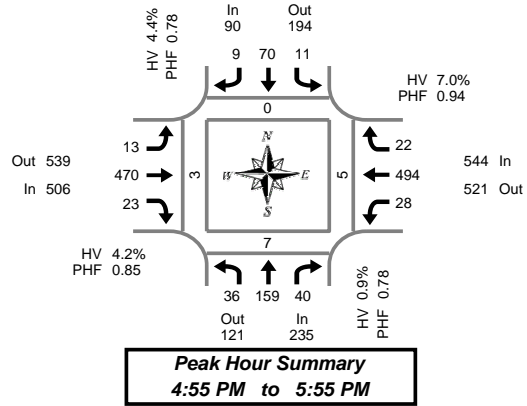
Approach	PHF	HV%	Volume
EB	0.00	0.0%	0
WB	0.71	0.0%	34
NB	0.84	3.2%	157
SB	0.74	2.0%	151
Intersection	0.84	2.3%	342

Count Period: 4:00 PM to 6:00 PM

Total Vehicle Summary



Clay Carney
(503) 833-2740



Columbia St & 4th Plain Blvd

Tuesday, June 07, 2005
4:00 PM to 6:00 PM

5-Minute Interval Summary

4:00 PM to 6:00 PM

Interval Start Time	Northbound Columbia St				Southbound Columbia St				Eastbound 4th Plain Blvd				Westbound 4th Plain Blvd				Interval Total	Pedestrians Crosswalk				
	L	T	R	Bikes	L	T	R	Bikes	L	T	R	Bikes	L	T	R	Bikes		North	South	East	West	
16:00	1	13	1	0	3	6	1	0	1	30	2	0	1	37	1	0	0	97	0	1	0	0
16:05	3	13	4	0	1	5	1	0	2	42	2	0	0	25	1	0	0	99	0	0	0	0
16:10	2	9	2	0	3	7	0	0	2	43	2	0	3	43	2	0	0	118	0	0	0	0
16:15	0	12	3	0	0	1	1	0	0	56	3	0	0	45	3	0	0	124	0	0	1	0
16:20	1	15	2	0	0	5	0	1	1	29	2	0	1	40	0	0	0	96	0	0	0	0
16:25	0	10	3	0	2	6	0	0	0	28	2	0	1	41	1	0	0	94	0	0	0	0
16:30	3	4	2	0	1	8	2	0	0	38	3	0	4	43	2	0	0	110	0	0	0	0
16:35	1	8	4	0	1	8	1	0	0	51	1	0	3	30	3	0	0	111	0	1	0	0
16:40	3	8	0	0	0	8	1	0	5	42	3	0	4	26	0	0	0	100	0	2	0	1
16:45	2	8	3	0	3	10	0	0	2	37	3	0	1	33	2	0	0	104	0	0	0	0
16:50	2	12	2	0	4	8	1	0	0	24	4	0	2	29	2	0	0	90	0	0	0	1
16:55	4	13	2	0	0	6	3	0	1	36	3	0	2	39	3	0	0	112	0	0	2	0
17:00	3	7	7	0	1	9	0	0	1	37	1	1	1	45	1	0	0	113	0	0	0	0
17:05	2	18	6	0	0	9	1	0	0	44	2	0	2	45	1	0	0	130	0	1	0	0
17:10	6	18	5	0	1	8	0	0	3	46	3	0	0	35	2	0	0	127	0	1	0	0
17:15	1	17	2	0	1	4	1	0	3	36	3	0	3	44	3	0	0	118	0	1	0	0
17:20	3	15	2	0	1	10	0	0	0	50	4	0	2	43	3	0	0	133	0	0	0	0
17:25	0	10	4	0	1	5	1	0	1	41	1	0	1	44	2	0	0	111	0	0	0	1
17:30	3	11	1	0	2	4	1	0	2	39	0	0	0	48	0	0	0	111	0	0	0	0
17:35	5	15	2	0	2	1	1	0	1	43	1	0	1	39	1	0	0	112	0	0	1	1
17:40	3	14	2	0	1	4	0	0	0	37	3	0	2	43	1	0	0	110	0	0	0	0
17:45	1	9	4	0	1	4	0	0	0	34	2	0	4	33	4	0	0	96	0	2	2	0
17:50	5	12	3	0	0	6	1	0	1	27	0	0	10	36	1	0	0	102	0	2	0	1
17:55	1	9	3	0	5	2	0	1	0	39	2	0	0	32	0	0	0	93	0	2	1	0
Total Survey	55	280	69	0	34	144	17	2	26	929	52	1	48	918	39	0	0	2,611	0	13	7	5

15-Minute Interval Summary

4:00 PM to 6:00 PM

Interval Start Time	Northbound Columbia St				Southbound Columbia St				Eastbound 4th Plain Blvd				Westbound 4th Plain Blvd				Interval Total	Pedestrians Crosswalk				
	L	T	R	Bikes	L	T	R	Bikes	L	T	R	Bikes	L	T	R	Bikes		North	South	East	West	
16:00	6	35	7	0	7	18	2	0	5	115	6	0	4	105	4	0	0	314	0	1	0	0
16:15	1	37	8	0	2	12	1	1	1	113	7	0	2	126	4	0	0	314	0	0	1	0
16:30	7	20	6	0	2	24	4	0	5	131	7	0	11	99	5	0	0	321	0	3	0	1
16:45	8	33	7	0	7	24	4	0	3	97	10	0	5	101	7	0	0	306	0	0	2	1
17:00	11	43	18	0	2	26	1	0	4	127	6	1	3	125	4	0	0	370	0	2	0	0
17:15	4	42	8	0	3	19	2	0	4	127	8	0	6	131	8	0	0	362	0	1	0	1
17:30	11	40	5	0	5	9	2	0	3	119	4	0	3	130	2	0	0	333	0	0	1	1
17:45	7	30	10	0	6	12	1	1	1	100	4	0	14	101	5	0	0	291	0	6	3	1
Total Survey	55	280	69	0	34	144	17	2	26	929	52	1	48	918	39	0	0	2,611	0	13	7	5

Peak Hour Summary

4:55 PM to 5:55 PM

By Approach	Northbound Columbia St				Southbound Columbia St				Eastbound 4th Plain Blvd				Westbound 4th Plain Blvd				Total	Pedestrians Crosswalk				
	In	Out	Total	Bikes	In	Out	Total	Bikes	In	Out	Total	Bikes	In	Out	Total	Bikes		North	South	East	West	
Volume	235	121	356	0	90	194	284	0	506	539	1,045	1	544	521	1,065	0	0	1,375	0	7	5	3
%HV	0.9%				4.4%				4.2%				7.0%				4.7%					
PHF	0.78				0.78				0.85				0.94				0.91					

By Movement	Northbound Columbia St				Southbound Columbia St				Eastbound 4th Plain Blvd				Westbound 4th Plain Blvd				Total
	L	T	R	Total	L	T	R	Total	L	T	R	Total	L	T	R	Total	
Volume	36	159	40	235	11	70	9	90	13	470	23	506	28	494	22	544	1,375
%HV	0.0%	1.3%	0.0%	0.9%	0.0%	4.3%	11.1%	4.4%	0.0%	4.5%	0.0%	4.2%	7.1%	7.3%	0.0%	7.0%	4.7%
PHF	0.82	0.75	0.56	0.78	0.55	0.67	0.56	0.78	0.54	0.89	0.58	0.85	0.44	0.91	0.69	0.94	0.91

Rolling Hour Summary

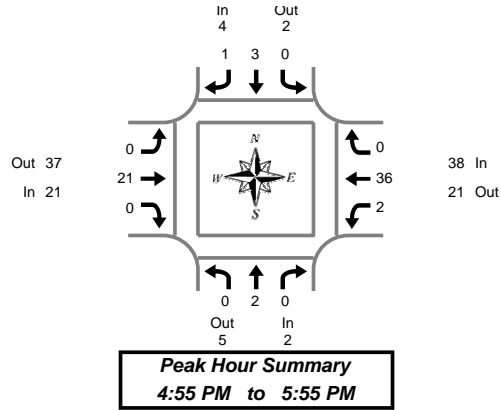
4:00 PM to 6:00 PM

Interval Start Time	Northbound Columbia St				Southbound Columbia St				Eastbound 4th Plain Blvd				Westbound 4th Plain Blvd				Interval Total	Pedestrians Crosswalk				
	L	T	R	Bikes	L	T	R	Bikes	L	T	R	Bikes	L	T	R	Bikes		North	South	East	West	
16:00	22	125	28	0	18	78	11	1	14	456	30	0	22	431	20	0	0	1,255	0	4	3	2
16:15	27	133	39	0	13	86	10	1	13	468	30	1	21	451	20	0	0	1,311	0	5	3	2
16:30	30	138	39	0	14	93	11	0	16	482	31	1	25	456	24	0	0	1,359	0	6	2	3
16:45	34	158	38	0	17	78	9	0	14	470	28	1	17	487	21	0	0	1,371	0	3	3	3
17:00	33	155	41	0	16	66	6	1	12	473	22	1	26	487	19	0	0	1,356	0	9	4	3

Heavy Vehicle Summary



Clay Carney
(503) 833-2740



Columbia St & 4th Plain Blvd

Tuesday, June 07, 2005
4:00 PM to 6:00 PM

Heavy Vehicle 5-Minute Interval Summary 4:00 PM to 6:00 PM

Interval Start Time	Northbound Columbia St				Southbound Columbia St				Eastbound 4th Plain Blvd				Westbound 4th Plain Blvd				Interval Total
	L	T	R	Total	L	T	R	Total	L	T	R	Total	L	T	R	Total	
16:00	0	1	0	1	0	0	0	0	0	2	0	2	0	4	0	4	7
16:05	1	0	0	1	0	0	0	0	0	1	0	1	0	2	0	2	4
16:10	0	0	0	0	0	2	0	2	0	3	0	3	0	2	0	2	7
16:15	0	2	0	2	0	0	0	0	0	2	0	2	0	7	0	7	11
16:20	0	0	0	0	0	0	0	0	0	1	0	1	0	5	0	5	6
16:25	0	1	1	2	0	0	0	0	0	3	0	3	0	0	0	0	5
16:30	0	0	0	0	0	1	0	1	0	4	0	4	0	2	0	2	7
16:35	0	0	0	0	0	0	0	0	0	2	0	2	0	2	0	2	4
16:40	0	0	0	0	0	0	0	0	0	2	0	2	0	1	0	1	3
16:45	0	2	0	2	0	0	0	0	0	3	0	3	0	5	0	5	10
16:50	0	0	0	0	0	0	0	0	0	3	0	3	0	2	0	2	5
16:55	0	0	0	0	0	1	1	2	0	2	0	2	0	7	0	7	11
17:00	0	0	0	0	0	1	0	1	0	2	0	2	0	3	0	3	6
17:05	0	0	0	0	0	0	0	0	0	1	0	1	0	2	0	2	3
17:10	0	0	0	0	0	0	0	0	0	3	0	3	0	2	0	2	5
17:15	0	1	0	1	0	0	0	0	0	1	0	1	1	5	0	6	8
17:20	0	0	0	0	0	0	0	0	0	3	0	3	0	1	0	1	4
17:25	0	0	0	0	0	0	0	0	0	2	0	2	0	3	0	3	5
17:30	0	1	0	1	0	0	0	0	0	3	0	3	0	3	0	3	7
17:35	0	0	0	0	0	0	0	0	0	2	0	2	0	3	0	3	5
17:40	0	0	0	0	0	0	0	0	0	0	0	0	0	1	0	1	1
17:45	0	0	0	0	0	1	0	1	0	1	0	1	0	4	0	4	6
17:50	0	0	0	0	0	0	0	0	0	1	0	1	1	2	0	3	4
17:55	0	0	0	0	0	0	0	0	0	2	0	2	0	1	0	1	3
Total Survey	1	8	1	10	0	6	1	7	0	49	0	49	2	69	0	71	137

Heavy Vehicle 15-Minute Interval Summary 4:00 PM to 6:00 PM

Interval Start Time	Northbound Columbia St				Southbound Columbia St				Eastbound 4th Plain Blvd				Westbound 4th Plain Blvd				Interval Total
	L	T	R	Total	L	T	R	Total	L	T	R	Total	L	T	R	Total	
16:00	1	1	0	2	0	2	0	2	0	6	0	6	0	8	0	8	18
16:15	0	3	1	4	0	0	0	0	0	6	0	6	0	12	0	12	22
16:30	0	0	0	0	0	1	0	1	0	8	0	8	0	5	0	5	14
16:45	0	2	0	2	0	1	1	2	0	8	0	8	0	14	0	14	26
17:00	0	0	0	0	0	1	0	1	0	6	0	6	0	7	0	7	14
17:15	0	1	0	1	0	0	0	0	0	6	0	6	1	9	0	10	17
17:30	0	1	0	1	0	0	0	0	0	5	0	5	0	7	0	7	13
17:45	0	0	0	0	0	1	0	1	0	4	0	4	1	7	0	8	13
Total Survey	1	8	1	10	0	6	1	7	0	49	0	49	2	69	0	71	137

Heavy Vehicle Peak Hour Summary 4:55 PM to 5:55 PM

By Approach	Northbound Columbia St			Southbound Columbia St			Eastbound 4th Plain Blvd			Westbound 4th Plain Blvd			Total
	In	Out	Total	In	Out	Total	In	Out	Total	In	Out	Total	
Volume	2	5	7	4	2	6	21	37	58	38	21	59	65
PHF	0.50			0.33			0.66			0.79			0.81

By Movement	Northbound Columbia St				Southbound Columbia St				Eastbound 4th Plain Blvd				Westbound 4th Plain Blvd				Total
	L	T	R	Total	L	T	R	Total	L	T	R	Total	L	T	R	Total	
Volume	0	2	0	2	0	3	1	4	0	21	0	21	2	36	0	38	65
PHF	0.00	0.50	0.00	0.50	0.00	0.38	0.25	0.33	0.00	0.66	0.00	0.66	0.50	0.75	0.00	0.79	0.81

Heavy Vehicle Rolling Hour Summary 4:00 PM to 6:00 PM

Interval Start Time	Northbound Columbia St				Southbound Columbia St				Eastbound 4th Plain Blvd				Westbound 4th Plain Blvd				Interval Total
	L	T	R	Total	L	T	R	Total	L	T	R	Total	L	T	R	Total	
16:00	1	6	1	8	0	4	1	5	0	28	0	28	0	39	0	39	80
16:15	0	5	1	6	0	3	1	4	0	28	0	28	0	38	0	38	76
16:30	0	3	0	3	0	3	1	4	0	28	0	28	1	35	0	36	71
16:45	0	4	0	4	0	2	1	3	0	25	0	25	1	37	0	38	70
17:00	0	2	0	2	0	2	0	2	0	21	0	21	2	30	0	32	57

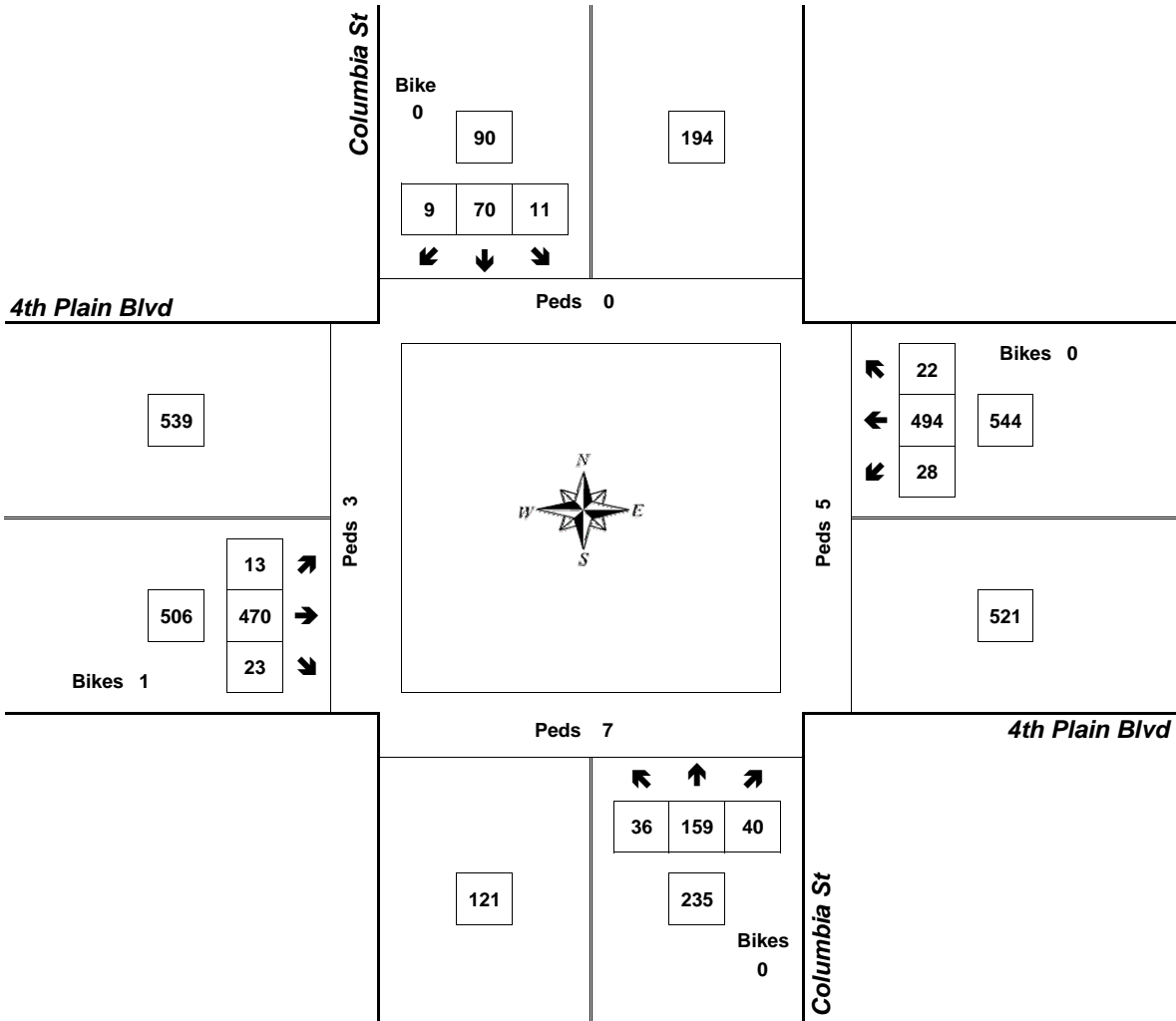
Peak Hour Summary



Clay Carney
(503) 833-2740

Columbia St & 4th Plain Blvd

4:55 PM to 5:55 PM
Tuesday, June 07, 2005



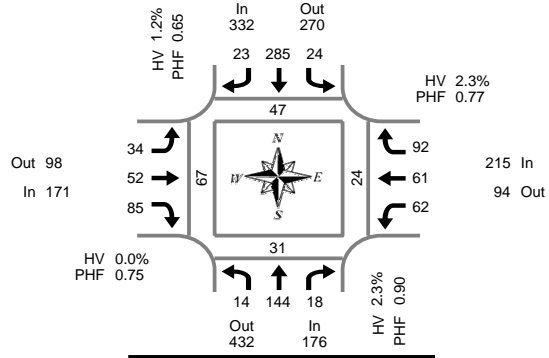
Approach	PHF	HV%	Volume
EB	0.85	4.2%	506
WB	0.94	7.0%	544
NB	0.78	0.9%	235
SB	0.78	4.4%	90
Intersection	0.91	4.7%	1,375

Count Period: 4:00 PM to 6:00 PM

Total Vehicle Summary



Clay Carney
(503) 833-2740



Columbia St & 6th St

Wednesday, August 10, 2005
4:00 PM to 6:00 PM

Peak Hour Summary 4:35 PM to 5:35 PM

5-Minute Interval Summary 4:00 PM to 6:00 PM

Interval Start Time	Northbound Columbia St				Southbound Columbia St				Eastbound 6th St				Westbound 6th St				Interval Total	Pedestrians Crosswalk			
	L	T	R	Bikes	L	T	R	Bikes	L	T	R	Bikes	L	T	R	Bikes		North	South	East	West
16:00	1	10	3	0	1	11	0	0	3	9	3	0	6	4	9	0	60	4	0	2	4
16:05	0	11	2	0	2	16	1	1	3	5	3	0	1	6	12	0	62	4	4	3	2
16:10	1	7	0	0	2	19	4	1	3	3	5	0	4	3	6	0	57	5	1	1	1
16:15	0	15	0	0	0	10	2	1	4	2	4	0	2	5	3	0	47	1	0	2	3
16:20	2	11	0	1	0	11	2	0	4	2	7	0	3	4	6	0	52	5	2	1	4
16:25	1	11	1	1	3	16	2	2	4	4	10	0	2	2	4	0	60	0	1	1	0
16:30	0	5	0	0	3	13	1	0	3	5	4	0	3	7	2	1	46	1	1	0	2
16:35	2	16	0	0	0	19	2	0	2	3	3	1	11	4	9	2	71	0	6	5	5
16:40	2	16	3	0	1	24	4	1	1	4	8	2	6	5	12	0	86	3	3	1	4
16:45	1	8	0	1	0	18	3	1	8	5	12	0	6	8	9	0	78	6	1	2	14
16:50	0	7	2	0	4	19	2	0	3	6	10	1	4	7	8	0	72	9	4	1	7
16:55	1	19	2	0	5	22	2	1	3	4	4	0	6	3	9	1	80	5	0	1	3
17:00	0	8	3	0	1	12	2	0	1	6	2	0	3	5	11	0	54	1	4	2	3
17:05	0	10	1	2	5	25	1	1	4	5	17	1	1	2	8	0	79	1	1	0	6
17:10	0	9	1	1	0	43	0	0	3	3	8	1	1	4	5	0	77	2	1	3	1
17:15	3	17	2	0	3	50	1	0	1	5	6	1	7	7	1	1	103	2	5	0	7
17:20	1	10	1	0	1	24	4	0	3	2	8	0	8	5	6	0	73	3	2	3	7
17:25	2	11	2	0	2	11	2	1	3	4	5	0	5	5	7	0	59	10	3	3	10
17:30	2	13	1	1	2	18	0	0	2	5	2	0	4	6	7	0	62	5	1	3	0
17:35	0	10	1	0	0	8	2	2	2	3	5	0	3	5	8	0	47	0	2	3	2
17:40	0	8	2	1	0	18	1	1	2	2	2	0	7	3	7	0	52	2	9	0	8
17:45	3	10	0	0	2	17	0	1	2	3	3	1	3	4	4	1	51	2	6	2	5
17:50	2	5	3	0	2	18	2	0	2	4	7	0	5	3	9	0	62	3	3	2	0
17:55	2	12	0	0	0	10	2	0	5	5	4	1	5	7	7	1	59	9	2	3	7
Total Survey	26	259	30	8	39	452	42	14	71	99	142	9	106	114	169	7	1,549	83	62	44	105

15-Minute Interval Summary 4:00 PM to 6:00 PM

Interval Start Time	Northbound Columbia St				Southbound Columbia St				Eastbound 6th St				Westbound 6th St				Interval Total	Pedestrians Crosswalk			
	L	T	R	Bikes	L	T	R	Bikes	L	T	R	Bikes	L	T	R	Bikes		North	South	East	West
16:00	2	28	5	0	5	46	5	2	9	17	11	0	11	13	27	0	179	13	5	6	7
16:15	3	37	1	2	3	37	6	3	12	8	21	0	7	11	13	0	159	6	3	4	7
16:30	4	37	3	0	4	56	7	1	6	12	15	3	20	16	23	3	203	4	10	6	11
16:45	2	34	4	1	9	59	7	2	14	15	26	1	16	18	26	1	230	20	5	4	24
17:00	0	27	5	3	6	80	3	1	8	14	27	2	5	11	24	0	210	4	6	5	10
17:15	6	38	5	0	6	85	7	1	7	11	19	1	20	17	14	1	235	15	10	6	24
17:30	2	31	4	2	2	44	3	3	6	10	9	0	14	14	22	0	161	7	12	6	10
17:45	7	27	3	0	4	45	4	1	9	12	14	2	13	14	20	2	172	14	11	7	12
Total Survey	26	259	30	8	39	452	42	14	71	99	142	9	106	114	169	7	1,549	83	62	44	105

Peak Hour Summary 4:35 PM to 5:35 PM

By Approach	Northbound Columbia St				Southbound Columbia St				Eastbound 6th St				Westbound 6th St				Total	Pedestrians Crosswalk			
	In	Out	Total	Bikes	In	Out	Total	Bikes	In	Out	Total	Bikes	In	Out	Total	Bikes		North	South	East	West
Volume	176	432	608	5	332	270	602	5	171	98	269	7	215	94	309	4	894	47	31	24	67
%HV	2.3%				1.2%				0.0%				2.3%				1.5%				
PHF	0.90				0.65				0.75				0.77				0.86				

By Movement	Northbound Columbia St				Southbound Columbia St				Eastbound 6th St				Westbound 6th St				Total
	L	T	R	Total	L	T	R	Total	L	T	R	Total	L	T	R	Total	
Volume	14	144	18	176	24	285	23	332	34	52	85	171	62	61	92	215	894
%HV	0.0%	1.4%	11.1%	2.3%	8.3%	0.7%	0.0%	1.2%	0.0%	0.0%	0.0%	0.0%	1.6%	1.6%	3.3%	2.3%	1.5%
PHF	0.58	0.90	0.64	0.90	0.55	0.60	0.64	0.65	0.61	0.81	0.69	0.75	0.67	0.76	0.77	0.77	0.86

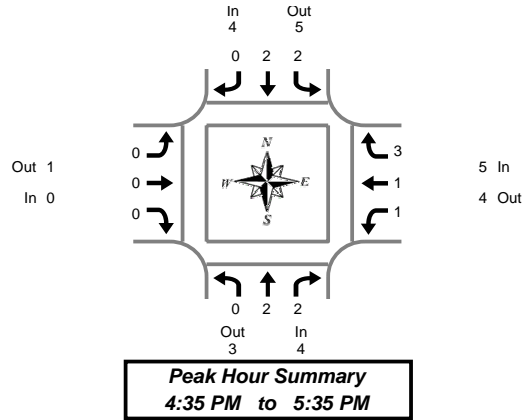
Rolling Hour Summary 4:00 PM to 6:00 PM

Interval Start Time	Northbound Columbia St				Southbound Columbia St				Eastbound 6th St				Westbound 6th St				Interval Total	Pedestrians Crosswalk			
	L	T	R	Bikes	L	T	R	Bikes	L	T	R	Bikes	L	T	R	Bikes		North	South	East	West
16:00	11	136	13	3	21	198	25	8	41	52	73	4	54	58	89	4	771	43	23	20	49
16:15	9	135	13	6	22	232	23	7	40	49	89	6	48	56	86	4	802	34	24	19	52
16:30	12	136	17	4	25	280	24	5	35	52	87	7	61	62	87	5	878	43	31	21	69
16:45	10	130	18	6	23	268	20	7	35	50	81	4	55	60	86	2	836	46	33	21	68

Heavy Vehicle Summary



Clay Carney
(503) 833-2740



Columbia St & 6th St

Wednesday, August 10, 2005
4:00 PM to 6:00 PM

Heavy Vehicle 5-Minute Interval Summary 4:00 PM to 6:00 PM

Interval Start Time	Northbound Columbia St				Southbound Columbia St				Eastbound 6th St				Westbound 6th St				Interval Total
	L	T	R	Total	L	T	R	Total	L	T	R	Total	L	T	R	Total	
16:00	0	2	1	3	0	2	0	2	0	0	0	0	0	0	0	0	5
16:05	0	2	0	2	0	1	0	1	0	0	0	0	0	0	0	0	3
16:10	0	2	0	2	1	1	0	2	0	0	0	0	1	0	0	1	5
16:15	0	0	0	0	0	0	0	0	0	0	0	0	1	0	0	1	1
16:20	0	0	0	0	0	0	0	0	0	0	0	0	1	0	1	2	2
16:25	0	0	1	1	0	0	0	0	0	0	0	0	0	0	0	0	1
16:30	0	0	0	0	0	2	0	2	0	0	0	0	0	0	0	0	2
16:35	0	0	0	0	0	0	0	0	0	0	0	0	0	0	0	0	0
16:40	0	0	1	1	0	1	0	1	0	0	0	0	1	0	1	2	4
16:45	0	0	0	0	0	0	0	0	0	0	0	0	0	0	0	0	0
16:50	0	1	0	1	1	0	0	1	0	0	0	0	0	0	0	0	2
16:55	0	0	0	0	0	0	0	0	0	0	0	0	0	0	0	0	0
17:00	0	0	0	0	0	0	0	0	0	0	0	0	0	0	1	1	1
17:05	0	1	0	1	0	0	0	0	0	0	0	0	0	0	0	0	1
17:10	0	0	0	0	0	0	0	0	0	0	0	0	0	0	0	0	0
17:15	0	0	0	0	0	0	0	0	0	0	0	0	0	0	0	0	0
17:20	0	0	0	0	0	0	0	0	0	0	0	0	0	1	0	1	1
17:25	0	0	1	1	1	1	0	2	0	0	0	0	0	0	0	0	3
17:30	0	0	0	0	0	0	0	0	0	0	0	0	0	0	1	1	1
17:35	0	0	0	0	0	0	0	0	1	0	1	2	0	0	0	0	2
17:40	0	1	0	1	0	0	0	0	0	0	0	0	1	0	0	1	2
17:45	0	0	0	0	0	0	0	0	0	0	0	0	0	0	0	0	0
17:50	0	0	0	0	0	0	0	0	0	0	0	0	0	0	0	0	0
17:55	0	0	0	0	0	0	0	0	0	0	0	0	0	0	0	0	0
Total Survey	0	9	4	13	3	8	0	11	1	0	1	2	5	1	4	10	36

Heavy Vehicle 15-Minute Interval Summary 4:00 PM to 6:00 PM

Interval Start Time	Northbound Columbia St				Southbound Columbia St				Eastbound 6th St				Westbound 6th St				Interval Total
	L	T	R	Total	L	T	R	Total	L	T	R	Total	L	T	R	Total	
16:00	0	6	1	7	1	4	0	5	0	0	0	0	1	0	0	1	13
16:15	0	0	1	1	0	0	0	0	0	0	0	0	2	0	1	3	4
16:30	0	0	1	1	0	3	0	3	0	0	0	0	1	0	1	2	6
16:45	0	1	0	1	1	0	0	1	0	0	0	0	0	0	0	0	2
17:00	0	1	0	1	0	0	0	0	0	0	0	0	0	0	1	1	2
17:15	0	0	1	1	1	1	0	2	0	0	0	0	0	1	0	1	4
17:30	0	1	0	1	0	0	0	0	1	0	1	2	1	0	1	2	5
17:45	0	0	0	0	0	0	0	0	0	0	0	0	0	0	0	0	0
Total Survey	0	9	4	13	3	8	0	11	1	0	1	2	5	1	4	10	36

Heavy Vehicle Peak Hour Summary 4:35 PM to 5:35 PM

By Approach	Northbound Columbia St			Southbound Columbia St			Eastbound 6th St			Westbound 6th St			Total
	In	Out	Total	In	Out	Total	In	Out	Total	In	Out	Total	
Volume	4	3	7	4	5	9	0	1	1	5	4	9	13
PHF	0.50			0.50			0.00			0.63			0.54

By Movement	Northbound Columbia St				Southbound Columbia St				Eastbound 6th St				Westbound 6th St				Total
	L	T	R	Total	L	T	R	Total	L	T	R	Total	L	T	R	Total	
Volume	0	2	2	4	2	2	0	4	0	0	0	0	1	1	3	5	13
PHF	0.00	0.50	0.50	0.50	0.50	0.50	0.00	0.50	0.00	0.00	0.00	0.00	0.25	0.25	0.75	0.63	0.54

Heavy Vehicle Rolling Hour Summary 4:00 PM to 6:00 PM

Interval Start Time	Northbound Columbia St				Southbound Columbia St				Eastbound 6th St				Westbound 6th St				Interval Total
	L	T	R	Total	L	T	R	Total	L	T	R	Total	L	T	R	Total	
16:00	0	7	3	10	2	7	0	9	0	0	0	0	4	0	2	6	25
16:15	0	2	2	4	1	3	0	4	0	0	0	0	3	0	3	6	14
16:30	0	2	2	4	2	4	0	6	0	0	0	0	1	1	2	4	14
16:45	0	3	1	4	2	1	0	3	1	0	1	2	1	1	2	4	13

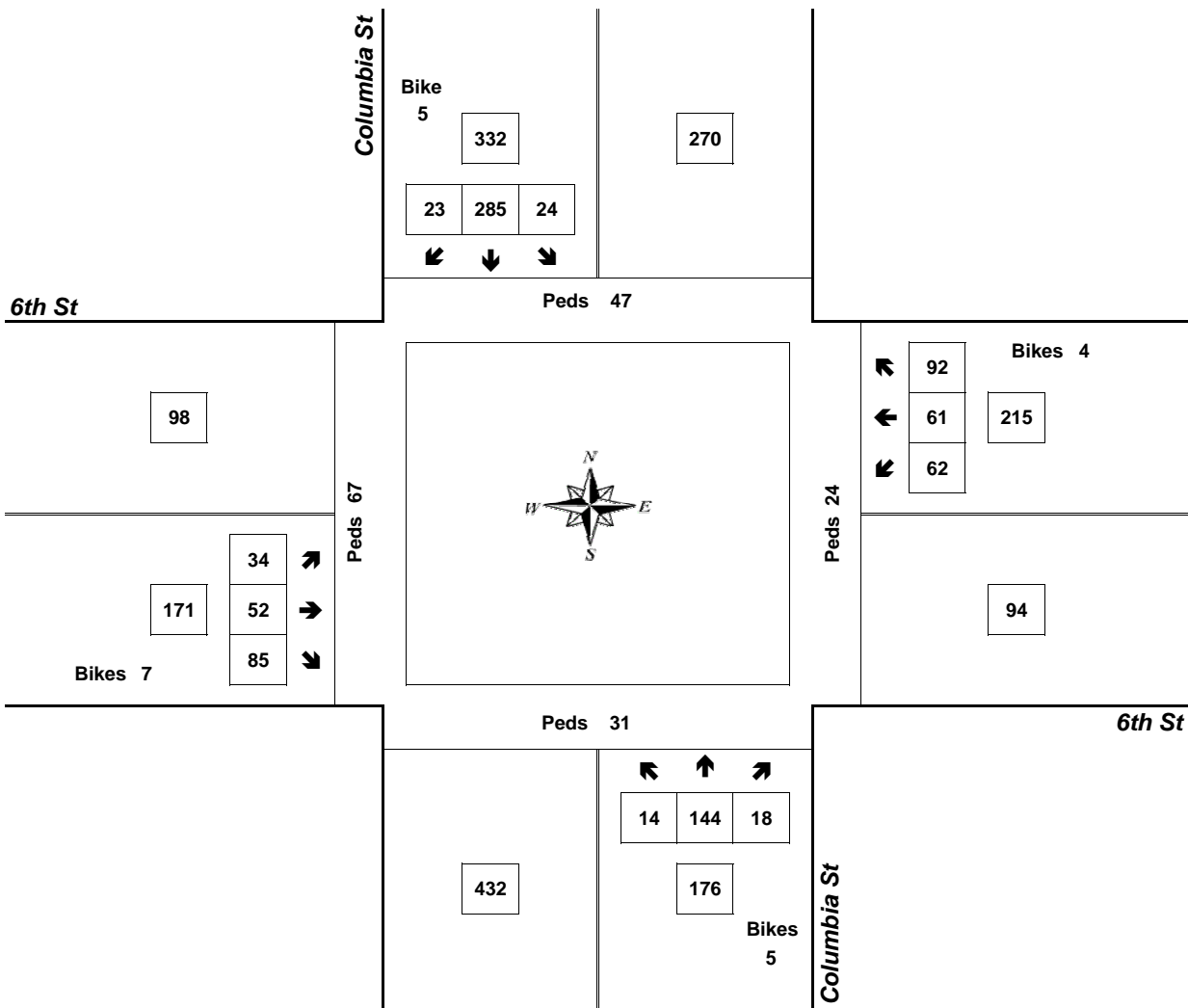
Peak Hour Summary



Clay Carney
(503) 833-2740

Columbia St & 6th St

4:35 PM to 5:35 PM
Wednesday, August 10, 2005



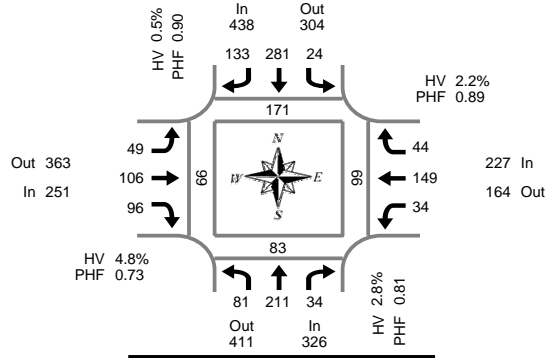
Approach	PHF	HV%	Volume
EB	0.75	0.0%	171
WB	0.77	2.3%	215
NB	0.90	2.3%	176
SB	0.65	1.2%	332
Intersection	0.86	1.5%	894

Count Period: 4:00 PM to 6:00 PM

Total Vehicle Summary



Clay Carney
(503) 833-2740



Columbia St & 8th St

Thursday, August 11, 2005
4:00 PM to 6:00 PM

Peak Hour Summary
5:00 PM to 6:00 PM

5-Minute Interval Summary

4:00 PM to 6:00 PM

Interval Start Time	Northbound Columbia St				Southbound Columbia St				Eastbound 8th St				Westbound 8th St				Interval Total	Pedestrians Crosswalk			
	L	T	R	Bikes	L	T	R	Bikes	L	T	R	Bikes	L	T	R	Bikes		North	South	East	West
16:00	0	14	3	0	1	8	6	0	3	7	8	0	0	7	2	0	59	7	3	0	1
16:05	6	15	0	0	5	16	9	0	5	3	7	0	4	9	2	0	81	5	3	0	1
16:10	2	12	1	0	3	12	5	0	2	8	8	0	0	7	1	0	61	12	9	12	7
16:15	1	15	1	0	1	19	8	0	4	7	6	0	2	10	2	0	76	9	3	0	0
16:20	7	16	1	0	3	14	8	1	2	9	8	0	1	11	3	0	83	3	2	0	0
16:25	4	12	1	0	1	10	8	0	2	10	6	1	1	14	3	0	72	3	5	1	3
16:30	5	6	2	1	1	15	9	1	5	8	3	1	1	12	2	0	69	9	1	1	6
16:35	4	16	2	0	2	14	8	0	3	12	10	0	0	10	1	0	82	3	3	2	7
16:40	6	14	1	0	2	12	6	0	4	7	7	0	2	8	3	1	72	7	4	2	2
16:45	3	20	3	0	0	11	4	0	2	8	4	0	0	7	4	1	66	6	0	5	1
16:50	8	16	5	0	2	15	6	0	1	6	4	0	3	9	2	0	77	3	9	8	5
16:55	2	15	3	0	3	18	4	2	6	8	8	0	3	11	2	0	83	7	3	3	7
17:00	7	21	2	0	3	29	7	0	2	11	7	0	2	16	4	0	111	8	7	1	5
17:05	6	18	0	0	3	27	10	1	6	12	13	1	4	11	4	2	114	6	2	10	3
17:10	8	16	7	0	2	26	11	0	4	9	13	0	4	16	3	0	119	17	3	6	6
17:15	4	19	1	0	1	27	13	0	3	10	16	0	6	11	4	0	115	13	2	4	14
17:20	2	15	4	1	3	22	9	0	10	12	8	0	3	10	3	1	101	7	11	4	3
17:25	4	21	1	0	2	19	12	1	6	11	8	1	2	15	4	0	105	5	4	5	7
17:30	9	20	3	2	0	20	7	1	3	5	4	0	1	11	3	1	86	22	10	13	2
17:35	9	12	1	1	1	24	7	2	3	11	6	1	1	16	3	2	94	15	4	6	4
17:40	10	23	3	0	0	18	13	0	1	9	6	0	6	14	5	0	108	20	3	7	3
17:45	10	26	5	2	4	22	11	1	5	6	5	1	1	5	1	0	101	15	13	13	8
17:50	7	14	3	0	5	22	17	0	2	2	6	1	3	10	5	1	96	20	6	10	9
17:55	5	6	4	0	0	25	16	1	4	8	4	1	1	14	5	0	92	23	18	20	2
Total Survey	129	382	57	7	48	445	214	11	88	199	175	8	51	264	71	9	2,123	245	128	133	106

15-Minute Interval Summary

4:00 PM to 6:00 PM

Interval Start Time	Northbound Columbia St				Southbound Columbia St				Eastbound 8th St				Westbound 8th St				Interval Total	Pedestrians Crosswalk			
	L	T	R	Bikes	L	T	R	Bikes	L	T	R	Bikes	L	T	R	Bikes		North	South	East	West
16:00	8	41	4	0	9	36	20	0	10	18	23	0	4	23	5	0	201	24	15	12	9
16:15	12	43	3	0	5	43	24	1	8	26	20	1	4	35	8	0	231	15	10	1	3
16:30	15	36	5	1	5	41	23	1	12	27	20	1	3	30	6	1	223	19	8	5	15
16:45	13	51	11	0	5	44	14	2	9	22	16	0	6	27	8	1	226	16	12	16	13
17:00	21	55	9	0	8	82	28	1	12	32	33	1	10	43	11	2	344	31	12	17	14
17:15	10	55	6	1	6	68	34	1	19	33	32	1	11	36	11	1	321	25	17	13	24
17:30	28	55	7	3	1	62	27	3	7	25	16	1	8	41	11	3	288	57	17	26	9
17:45	22	46	12	2	9	69	44	2	11	16	15	3	5	29	11	1	289	58	37	43	19
Total Survey	129	382	57	7	48	445	214	11	88	199	175	8	51	264	71	9	2,123	245	128	133	106

Peak Hour Summary

5:00 PM to 6:00 PM

By Approach	Northbound Columbia St				Southbound Columbia St				Eastbound 8th St				Westbound 8th St				Total	Pedestrians Crosswalk			
	In	Out	Total	Bikes	In	Out	Total	Bikes	In	Out	Total	Bikes	In	Out	Total	Bikes		North	South	East	West
Volume	326	411	737	6	438	304	742	7	251	363	614	6	227	164	391	7	1,242	171	83	99	66
%HV	2.8%				0.5%				4.8%				2.2%				2.3%				
PHF	0.81				0.90				0.73				0.89				0.89				

By Movement	Northbound Columbia St				Southbound Columbia St				Eastbound 8th St				Westbound 8th St				Total
	L	T	R	Total	L	T	R	Total	L	T	R	Total	L	T	R	Total	
Volume	81	211	34	326	24	281	133	438	49	106	96	251	34	149	44	227	1,242
%HV	2.5%	3.3%	0.0%	2.8%	0.0%	0.7%	0.0%	0.5%	6.1%	5.7%	3.1%	4.8%	0.0%	3.4%	0.0%	2.2%	2.3%
PHF	0.70	0.84	0.71	0.81	0.67	0.86	0.76	0.90	0.64	0.80	0.57	0.73	0.61	0.87	1.00	0.89	0.89

Rolling Hour Summary

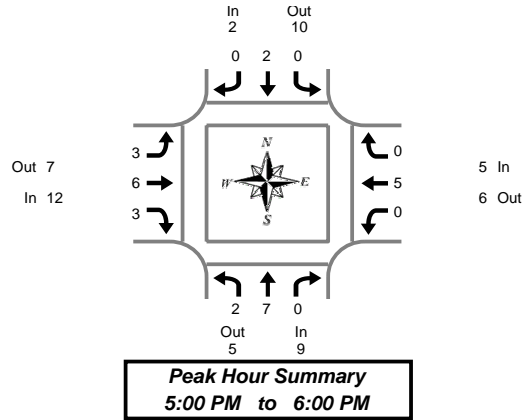
4:00 PM to 6:00 PM

Interval Start Time	Northbound Columbia St				Southbound Columbia St				Eastbound 8th St				Westbound 8th St				Interval Total	Pedestrians Crosswalk			
	L	T	R	Bikes	L	T	R	Bikes	L	T	R	Bikes	L	T	R	Bikes		North	South	East	West
16:00	48	171	23	1	24	164	81	4	39	93	79	2	17	115	27	2	881	74	45	34	40
16:15	61	185	28	1	23	210	89	5	41	107	89	3	23	135	33	4	1,024	81	42	39	45
16:30	59	197	31	2	24	235	99	5	52	114	101	3	30	136	36	5	1,114	91	49	51	66
16:45	72	216	33	4	20	256	103	7	47	112	97	3	35	147	41	7	1,179	129	58	72	60

Heavy Vehicle Summary



Clay Carney
(503) 833-2740



Columbia St & 8th St

Thursday, August 11, 2005
4:00 PM to 6:00 PM

Heavy Vehicle 5-Minute Interval Summary 4:00 PM to 6:00 PM

Interval Start Time	Northbound Columbia St				Southbound Columbia St				Eastbound 8th St				Westbound 8th St				Interval Total		
	L	T	R	Total	L	T	R	Total	L	T	R	Total	L	T	R	Total			
16:00	0	1	0	1	0	0	0	0	0	1	0	1	0	1	0	1	0	1	3
16:05	1	2	0	3	0	1	0	1	1	1	0	1	0	0	1	0	0	0	5
16:10	0	1	0	1	1	0	0	1	0	1	1	2	0	0	0	0	0	0	4
16:15	0	0	0	0	0	1	0	1	0	0	0	0	1	0	1	0	1	0	2
16:20	1	1	0	2	0	0	0	0	1	0	1	2	0	0	0	0	0	0	4
16:25	0	0	0	0	0	0	0	0	0	3	1	4	0	0	0	0	0	0	4
16:30	0	0	0	0	0	0	0	0	0	0	0	0	0	1	0	0	1	0	1
16:35	0	0	0	0	0	0	0	0	0	1	0	1	0	0	0	0	0	0	1
16:40	0	0	0	0	0	2	0	2	0	0	2	2	0	0	0	0	0	0	4
16:45	0	0	0	0	0	0	0	0	0	1	0	1	0	0	0	0	0	0	1
16:50	0	2	0	2	1	1	0	2	0	0	1	1	0	1	0	1	0	1	6
16:55	0	0	0	0	0	0	0	0	0	2	0	2	0	0	0	0	0	0	2
17:00	1	0	0	1	0	0	0	0	0	0	0	0	0	0	0	0	0	0	1
17:05	0	1	0	1	0	1	0	1	1	1	0	1	0	0	1	0	0	0	3
17:10	0	0	0	0	0	0	0	0	0	1	0	1	0	1	0	1	0	1	2
17:15	0	1	0	1	0	0	0	0	0	0	2	2	0	0	0	0	0	0	3
17:20	0	1	0	1	0	0	0	0	1	3	0	4	0	1	0	1	0	1	6
17:25	0	0	0	0	0	0	0	0	0	0	0	0	0	0	0	0	0	0	0
17:30	1	0	0	1	0	0	0	0	1	0	1	2	0	0	0	0	0	0	3
17:35	0	0	0	0	0	0	0	0	0	2	0	2	0	0	0	0	0	0	2
17:40	0	1	0	1	0	0	0	0	0	0	0	0	0	1	0	1	0	1	2
17:45	0	3	0	3	0	0	0	0	0	0	0	0	0	1	0	1	0	1	4
17:50	0	0	0	0	0	0	0	0	0	0	0	0	0	1	0	1	0	1	1
17:55	0	0	0	0	0	1	0	1	0	0	0	0	0	0	0	0	0	0	1
Total Survey	4	14	0	18	2	7	0	9	4	16	9	29	0	9	0	9	0	0	65

Heavy Vehicle 15-Minute Interval Summary 4:00 PM to 6:00 PM

Interval Start Time	Northbound Columbia St				Southbound Columbia St				Eastbound 8th St				Westbound 8th St				Interval Total		
	L	T	R	Total	L	T	R	Total	L	T	R	Total	L	T	R	Total			
16:00	1	4	0	5	1	1	0	2	1	2	1	4	0	1	0	1	0	1	12
16:15	1	1	0	2	0	1	0	1	0	4	2	6	0	1	0	1	0	1	10
16:30	0	0	0	0	0	2	0	2	0	1	2	3	0	1	0	1	0	1	6
16:45	0	2	0	2	1	1	0	2	0	3	1	4	0	1	0	1	0	1	9
17:00	1	1	0	2	0	1	0	1	1	1	0	2	0	1	0	1	0	1	6
17:15	0	2	0	2	0	0	0	0	1	3	2	6	0	1	0	1	0	1	9
17:30	1	1	0	2	0	0	0	0	1	2	1	4	0	1	0	1	0	1	7
17:45	0	3	0	3	0	1	0	1	0	0	0	0	0	2	0	2	0	2	6
Total Survey	4	14	0	18	2	7	0	9	4	16	9	29	0	9	0	9	0	0	65

Heavy Vehicle Peak Hour Summary 5:00 PM to 6:00 PM

By Approach	Northbound Columbia St			Southbound Columbia St			Eastbound 8th St			Westbound 8th St			Total
	In	Out	Total	In	Out	Total	In	Out	Total	In	Out	Total	
Volume	9	5	14	2	10	12	12	7	19	5	6	11	28
PHF	0.56			0.50			0.43			0.42			0.64

By Movement	Northbound Columbia St				Southbound Columbia St				Eastbound 8th St				Westbound 8th St				Total		
	L	T	R	Total	L	T	R	Total	L	T	R	Total	L	T	R	Total			
Volume	2	7	0	9	0	2	0	2	3	6	3	12	0	5	0	5	0	5	28
PHF	0.50	0.44	0.00	0.56	0.00	0.50	0.00	0.50	0.38	0.38	0.38	0.43	0.00	0.42	0.00	0.42	0.00	0.42	0.64

Heavy Vehicle Rolling Hour Summary 4:00 PM to 6:00 PM

Interval Start Time	Northbound Columbia St				Southbound Columbia St				Eastbound 8th St				Westbound 8th St				Interval Total		
	L	T	R	Total	L	T	R	Total	L	T	R	Total	L	T	R	Total			
16:00	2	7	0	9	2	5	0	7	1	10	6	17	0	4	0	4	0	4	37
16:15	2	4	0	6	1	5	0	6	1	9	5	15	0	4	0	4	0	4	31
16:30	1	5	0	6	1	4	0	5	2	8	5	15	0	4	0	4	0	4	30
16:45	2	6	0	8	1	2	0	3	3	9	4	16	0	4	0	4	0	4	31

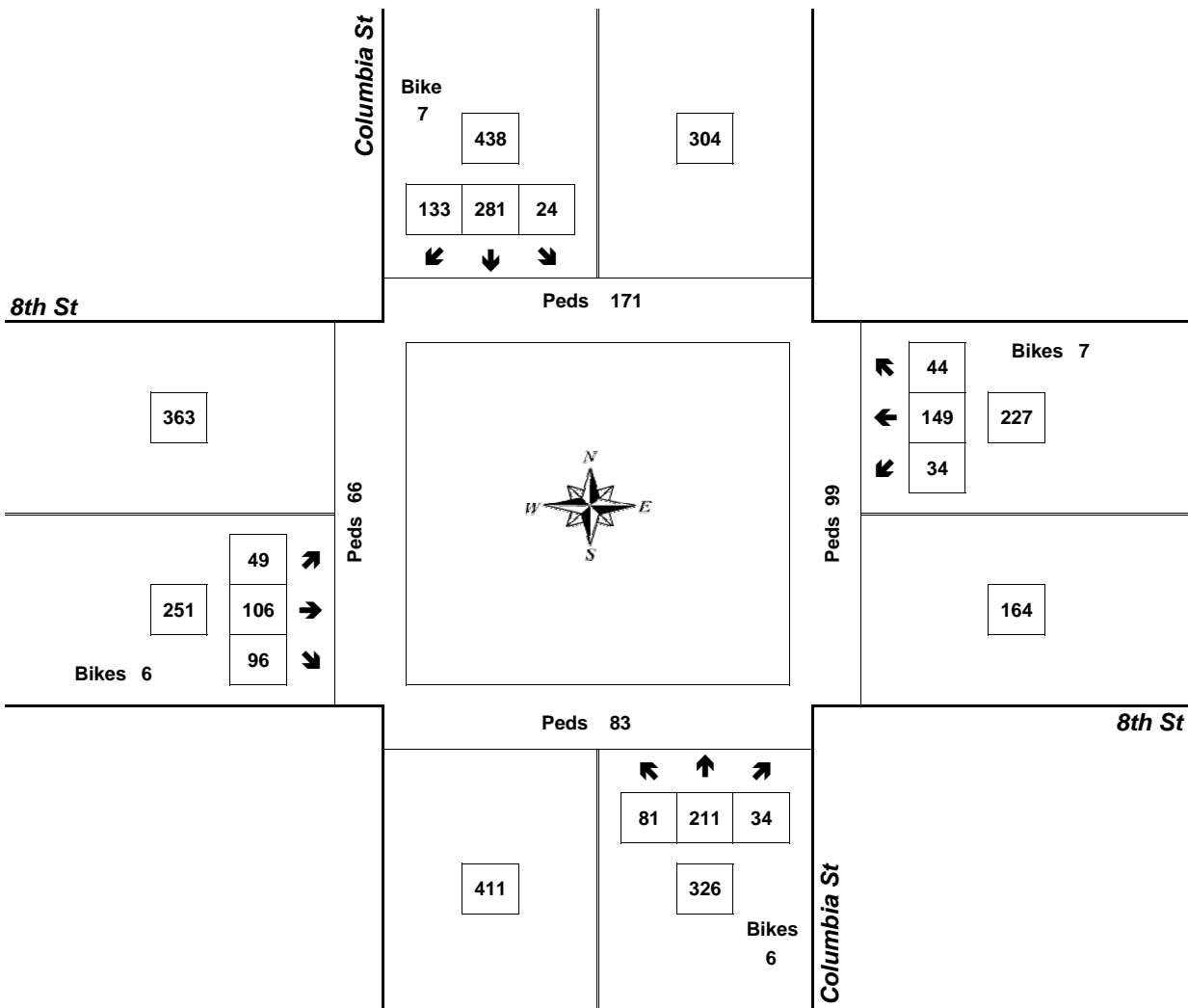
Peak Hour Summary



Clay Carney
(503) 833-2740

Columbia St & 8th St

5:00 PM to 6:00 PM
Thursday, August 11, 2005



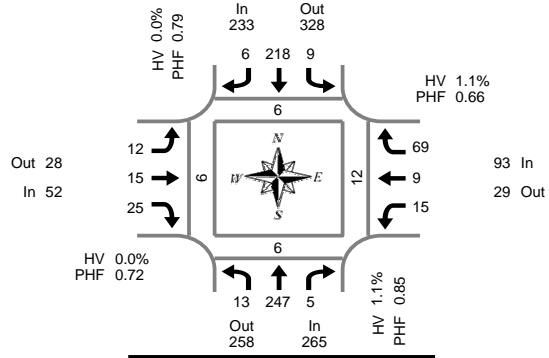
Approach	PHF	HV%	Volume
EB	0.73	4.8%	251
WB	0.89	2.2%	227
NB	0.81	2.8%	326
SB	0.90	0.5%	438
Intersection	0.89	2.3%	1,242

Count Period: 4:00 PM to 6:00 PM

Total Vehicle Summary



Clay Carney
(503) 833-2740



Columbia St & 9th St

Wednesday, August 10, 2005
4:00 PM to 6:00 PM

5-Minute Interval Summary

4:00 PM to 6:00 PM

Interval Start Time	Northbound Columbia St				Southbound Columbia St				Eastbound 9th St				Westbound 9th St				Interval Total	Pedestrians Crosswalk			
	L	T	R	Bikes	L	T	R	Bikes	L	T	R	Bikes	L	T	R	Bikes		North	South	East	West
16:00	1	14	0	0	0	16	0	0	1	3	2	0	0	1	4	0	42	1	0	1	2
16:05	0	22	0	0	1	13	0	0	0	2	1	0	0	1	3	0	43	0	0	1	0
16:10	1	21	1	0	1	17	0	1	1	1	3	0	2	0	2	0	50	0	1	1	0
16:15	0	18	0	0	0	10	2	0	1	1	1	0	0	0	1	0	34	3	1	0	5
16:20	1	19	1	0	1	10	0	0	7	0	1	0	0	0	7	0	47	1	2	4	0
16:25	0	17	0	1	3	18	0	1	1	3	1	1	0	1	2	0	46	0	1	1	1
16:30	0	12	1	0	2	13	0	1	1	0	0	0	0	0	3	0	32	0	0	1	1
16:35	2	28	0	0	0	10	0	0	1	0	2	0	1	0	7	0	51	0	1	0	1
16:40	1	24	0	0	1	19	0	0	1	0	2	0	1	2	2	0	53	0	2	1	0
16:45	1	19	0	0	4	18	0	1	0	0	3	0	0	1	7	0	53	0	0	1	0
16:50	0	23	0	0	0	28	0	0	1	2	1	0	1	1	7	0	64	0	0	0	3
16:55	2	28	3	0	1	19	1	2	0	1	2	0	1	1	5	0	64	0	1	0	0
17:00	1	17	0	1	0	14	1	1	2	2	4	0	2	1	4	0	48	0	0	0	2
17:05	2	24	1	1	0	17	1	0	1	0	2	0	1	1	13	0	63	0	0	1	0
17:10	0	15	0	0	1	26	2	0	1	3	1	0	4	1	7	2	61	1	1	1	0
17:15	1	13	0	0	0	26	0	0	1	4	4	0	2	0	6	0	57	0	1	3	0
17:20	2	18	0	0	2	16	1	0	0	2	2	0	0	0	4	1	47	4	0	1	0
17:25	1	20	1	0	0	12	0	0	3	0	2	0	1	1	4	0	45	0	0	4	0
17:30	0	18	0	0	0	13	0	1	1	1	0	0	1	0	3	0	37	1	0	0	0
17:35	1	23	0	0	0	7	0	0	2	1	1	1	0	0	7	0	42	4	0	0	0
17:40	1	14	1	0	0	21	1	0	1	0	0	0	1	0	3	1	43	0	0	1	1
17:45	0	16	1	1	1	10	1	0	0	1	3	0	1	1	2	0	37	5	0	0	2
17:50	0	6	0	0	0	13	0	0	1	2	0	0	0	1	0	0	23	0	0	2	1
17:55	0	23	0	0	0	8	0	0	0	0	0	0	0	0	0	0	31	0	0	1	0
Total Survey	18	452	10	4	18	374	10	8	28	29	38	2	19	14	103	4	1,113	20	11	25	19

15-Minute Interval Summary

4:00 PM to 6:00 PM

Interval Start Time	Northbound Columbia St				Southbound Columbia St				Eastbound 9th St				Westbound 9th St				Interval Total	Pedestrians Crosswalk			
	L	T	R	Bikes	L	T	R	Bikes	L	T	R	Bikes	L	T	R	Bikes		North	South	East	West
16:00	2	57	1	0	2	46	0	1	2	6	6	0	2	2	9	0	135	1	1	3	2
16:15	1	54	1	1	4	38	2	1	9	4	3	1	0	1	10	0	127	4	4	5	6
16:30	3	64	1	0	3	42	0	1	3	0	4	0	2	2	12	0	136	0	3	2	2
16:45	3	70	3	0	5	65	1	3	1	3	6	0	2	3	19	0	181	0	1	1	3
17:00	3	56	1	2	1	57	4	1	4	5	7	0	7	3	24	2	172	1	1	2	2
17:15	4	51	1	0	2	54	1	0	4	6	8	0	3	1	14	1	149	4	1	8	0
17:30	2	55	1	0	0	41	1	1	4	2	1	1	2	0	13	1	122	5	0	1	1
17:45	0	45	1	1	1	31	1	0	1	3	3	0	1	2	2	0	91	5	0	3	3
Total Survey	18	452	10	4	18	374	10	8	28	29	38	2	19	14	103	4	1,113	20	11	25	19

Peak Hour Summary

4:35 PM to 5:35 PM

By Approach	Northbound Columbia St				Southbound Columbia St				Eastbound 9th St				Westbound 9th St				Total	Pedestrians Crosswalk			
	In	Out	Total	Bikes	In	Out	Total	Bikes	In	Out	Total	Bikes	In	Out	Total	Bikes		North	South	East	West
Volume	265	258	523	2	233	328	561	5	52	28	80	0	93	29	122	3	643	6	6	12	6
%HV	1.1%				0.0%				0.0%				1.1%				0.6%				
PHF	0.85				0.79				0.72				0.66				0.89				

By Movement	Northbound Columbia St				Southbound Columbia St				Eastbound 9th St				Westbound 9th St				Total
	L	T	R	Total	L	T	R	Total	L	T	R	Total	L	T	R	Total	
Volume	13	247	5	265	9	218	6	233	12	15	25	52	15	9	69	93	643
%HV	0.0%	1.2%	0.0%	1.1%	0.0%	0.0%	0.0%	0.0%	0.0%	0.0%	0.0%	0.0%	0.0%	0.0%	1.4%	1.1%	0.6%
PHF	0.65	0.87	0.31	0.85	0.45	0.79	0.38	0.79	0.75	0.42	0.78	0.72	0.54	0.56	0.66	0.66	0.89

Rolling Hour Summary

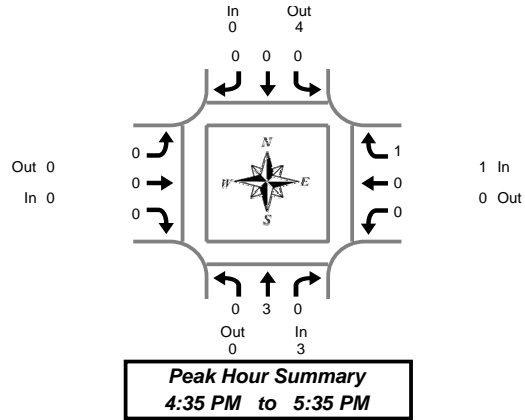
4:00 PM to 6:00 PM

Interval Start Time	Northbound Columbia St				Southbound Columbia St				Eastbound 9th St				Westbound 9th St				Interval Total	Pedestrians Crosswalk			
	L	T	R	Bikes	L	T	R	Bikes	L	T	R	Bikes	L	T	R	Bikes		North	South	East	West
16:00	9	245	6	1	14	191	3	6	15	13	19	1	6	8	50	0	579	5	9	11	13
16:15	10	244	6	3	13	202	7	6	17	12	20	1	11	9	65	2	616	5	9	10	13
16:30	13	241	6	2	11	218	6	5	12	14	25	0	14	9	69	3	638	5	6	13	7
16:45	12	232	6	2	8	217	7	5	13	16	22	1	14	7	70	4	624	10	3	12	6

Heavy Vehicle Summary



Clay Carney
(503) 833-2740



Columbia St & 9th St

Wednesday, August 10, 2005
4:00 PM to 6:00 PM

Heavy Vehicle 5-Minute Interval Summary 4:00 PM to 6:00 PM

Interval Start Time	Northbound Columbia St				Southbound Columbia St				Eastbound 9th St				Westbound 9th St				Interval Total
	L	T	R	Total	L	T	R	Total	L	T	R	Total	L	T	R	Total	
16:00	0	2	0	2	0	0	0	0	0	0	0	0	0	0	0	0	2
16:05	0	0	0	0	0	0	0	0	0	0	0	0	0	0	0	0	0
16:10	0	2	0	2	0	0	0	0	0	0	0	0	0	0	0	0	2
16:15	0	1	0	1	0	0	0	0	0	0	0	0	0	0	0	0	1
16:20	0	0	0	0	0	0	0	0	0	0	0	0	0	0	0	0	0
16:25	0	1	0	1	0	0	0	0	0	0	0	0	0	0	0	0	1
16:30	0	0	0	0	0	1	0	1	0	0	0	0	0	0	0	0	1
16:35	0	0	0	0	0	0	0	0	0	0	0	0	0	0	0	0	0
16:40	0	1	0	1	0	0	0	0	0	0	0	0	0	0	0	0	1
16:45	0	0	0	0	0	0	0	0	0	0	0	0	0	0	1	1	1
16:50	0	1	0	1	0	0	0	0	0	0	0	0	0	0	0	0	1
16:55	0	0	0	0	0	0	0	0	0	0	0	0	0	0	0	0	0
17:00	0	0	0	0	0	0	0	0	0	0	0	0	0	0	0	0	0
17:05	0	1	0	1	0	0	0	0	0	0	0	0	0	0	0	0	1
17:10	0	0	0	0	0	0	0	0	0	0	0	0	0	0	0	0	0
17:15	0	0	0	0	0	0	0	0	0	0	0	0	0	0	0	0	0
17:20	0	0	0	0	0	0	0	0	0	0	0	0	0	0	0	0	0
17:25	0	0	0	0	0	0	0	0	0	0	0	0	0	0	0	0	0
17:30	0	0	0	0	0	0	0	0	0	0	0	0	0	0	0	0	0
17:35	0	0	0	0	0	0	0	0	0	0	0	0	0	0	0	0	0
17:40	0	1	0	1	0	0	0	0	0	0	0	0	0	0	0	0	1
17:45	0	0	0	0	0	0	0	0	0	0	0	0	0	0	0	0	0
17:50	0	0	0	0	0	0	0	0	0	0	0	0	0	0	0	0	0
17:55	0	0	0	0	0	0	0	0	0	0	0	0	0	0	0	0	0
Total Survey	0	10	0	10	0	1	0	1	0	0	0	0	0	0	1	1	12

Heavy Vehicle 15-Minute Interval Summary 4:00 PM to 6:00 PM

Interval Start Time	Northbound Columbia St				Southbound Columbia St				Eastbound 9th St				Westbound 9th St				Interval Total
	L	T	R	Total	L	T	R	Total	L	T	R	Total	L	T	R	Total	
16:00	0	4	0	4	0	0	0	0	0	0	0	0	0	0	0	0	4
16:15	0	2	0	2	0	0	0	0	0	0	0	0	0	0	0	0	2
16:30	0	1	0	1	0	1	0	1	0	0	0	0	0	0	0	0	2
16:45	0	1	0	1	0	0	0	0	0	0	0	0	0	0	1	1	2
17:00	0	1	0	1	0	0	0	0	0	0	0	0	0	0	0	0	1
17:15	0	0	0	0	0	0	0	0	0	0	0	0	0	0	0	0	0
17:30	0	1	0	1	0	0	0	0	0	0	0	0	0	0	0	0	1
17:45	0	0	0	0	0	0	0	0	0	0	0	0	0	0	0	0	0
Total Survey	0	10	0	10	0	1	0	1	0	0	0	0	0	0	1	1	12

Heavy Vehicle Peak Hour Summary 4:35 PM to 5:35 PM

By Approach	Northbound Columbia St			Southbound Columbia St			Eastbound 9th St			Westbound 9th St			Total
	In	Out	Total	In	Out	Total	In	Out	Total	In	Out	Total	
Volume	3	0	3	0	4	4	0	0	0	1	0	1	4
PHF	0.38			0.00			0.00			0.25			0.33

By Movement	Northbound Columbia St				Southbound Columbia St				Eastbound 9th St				Westbound 9th St				Total
	L	T	R	Total	L	T	R	Total	L	T	R	Total	L	T	R	Total	
Volume	0	3	0	3	0	0	0	0	0	0	0	0	0	0	1	1	4
PHF	0.00	0.38	0.00	0.38	0.00	0.00	0.00	0.00	0.00	0.00	0.00	0.00	0.00	0.00	0.25	0.25	0.33

Heavy Vehicle Rolling Hour Summary 4:00 PM to 6:00 PM

Interval Start Time	Northbound Columbia St				Southbound Columbia St				Eastbound 9th St				Westbound 9th St				Interval Total
	L	T	R	Total	L	T	R	Total	L	T	R	Total	L	T	R	Total	
16:00	0	8	0	8	0	1	0	1	0	0	0	0	0	0	1	1	10
16:15	0	5	0	5	0	1	0	1	0	0	0	0	0	0	1	1	7
16:30	0	3	0	3	0	1	0	1	0	0	0	0	0	0	1	1	5
16:45	0	3	0	3	0	0	0	0	0	0	0	0	0	0	1	1	4

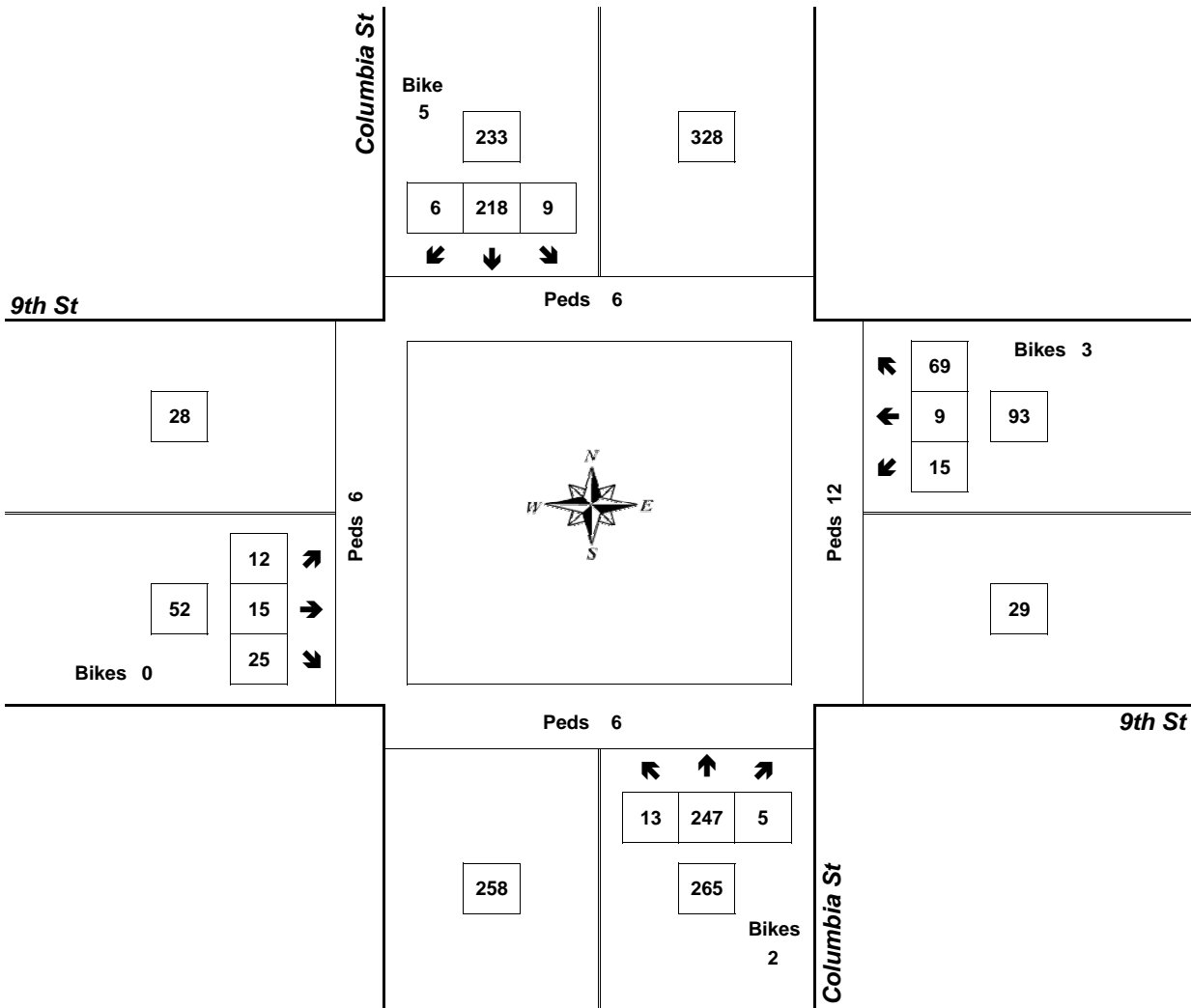
Peak Hour Summary



Clay Carney
(503) 833-2740

Columbia St & 9th St

4:35 PM to 5:35 PM
Wednesday, August 10, 2005



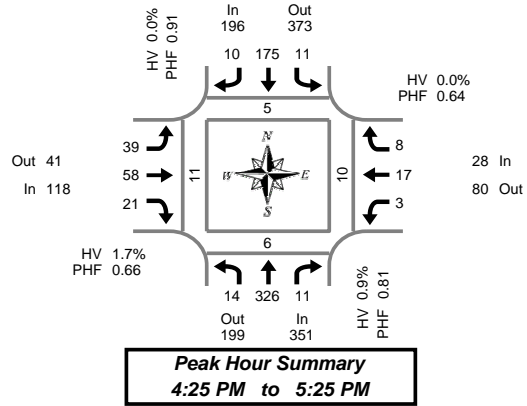
Approach	PHF	HV%	Volume
EB	0.72	0.0%	52
WB	0.66	1.1%	93
NB	0.85	1.1%	265
SB	0.79	0.0%	233
Intersection	0.89	0.6%	643

Count Period: 4:00 PM to 6:00 PM

Total Vehicle Summary



Clay Carney
(503) 833-2740



Columbia St & 11th St

Wednesday, June 01, 2005

4:00 PM to 6:00 PM

Peak Hour Summary
4:25 PM to 5:25 PM

5-Minute Interval Summary

4:00 PM to 6:00 PM

Interval Start Time	Northbound Columbia St				Southbound Columbia St				Eastbound 11th St				Westbound 11th St				Interval Total	Pedestrians Crosswalk			
	L	T	R	Bikes	L	T	R	Bikes	L	T	R	Bikes	L	T	R	Bikes		North	South	East	West
16:00	1	23	3	0	1	14	2	1	3	2	2	0	0	3	2	0	56	1	0	0	1
16:05	0	23	2	0	2	13	1	0	1	4	0	0	0	2	0	0	48	1	0	2	0
16:10	1	24	0	0	1	8	1	0	4	5	5	0	0	2	0	0	51	0	1	1	1
16:15	2	32	0	0	1	12	2	0	4	7	1	2	0	1	0	0	62	1	0	0	1
16:20	0	30	3	0	2	10	0	0	0	3	4	0	1	1	1	0	55	0	0	0	0
16:25	0	31	1	0	0	11	1	0	3	2	1	0	0	1	0	0	51	2	1	0	0
16:30	2	25	1	0	1	12	1	0	1	7	2	0	0	2	1	0	55	0	1	0	0
16:35	2	31	1	0	3	13	2	0	2	5	3	0	0	4	1	0	67	0	1	1	0
16:40	1	30	0	0	0	20	0	0	2	8	3	0	0	2	1	0	67	1	0	1	1
16:45	1	24	1	0	1	10	1	0	2	5	3	0	1	0	1	0	50	0	1	1	1
16:50	3	17	1	0	1	12	1	0	0	3	3	0	0	1	0	0	42	0	1	3	0
16:55	1	17	0	0	1	18	1	0	2	0	0	0	0	2	0	0	42	1	0	1	2
17:00	0	27	0	0	0	13	0	0	2	4	1	0	0	0	0	0	47	0	1	0	3
17:05	0	23	3	0	0	18	1	1	5	6	1	0	0	1	1	0	59	0	0	0	2
17:10	1	44	1	0	2	13	1	0	10	11	0	0	2	2	2	0	89	0	0	1	1
17:15	3	32	1	2	1	17	1	0	2	6	4	0	0	1	0	0	68	1	0	1	1
17:20	0	25	1	0	1	18	0	0	8	1	0	0	0	1	1	0	56	0	0	1	0
17:25	1	23	1	0	0	13	1	0	2	3	1	0	0	0	1	0	46	0	0	0	1
17:30	0	23	0	0	0	13	0	0	0	1	0	0	0	1	0	0	38	0	0	0	1
17:35	1	33	3	0	0	7	0	0	1	3	4	0	0	1	0	0	53	0	1	1	0
17:40	0	31	0	0	1	16	1	0	1	4	0	0	0	0	1	0	55	0	4	1	1
17:45	1	25	1	0	0	14	1	0	3	3	1	0	0	0	0	0	49	0	2	0	0
17:50	1	16	2	0	0	8	1	0	0	0	1	0	0	0	0	0	29	1	2	1	3
17:55	1	19	0	0	1	4	0	1	1	2	2	0	0	1	0	1	31	0	0	0	0
Total Survey	23	628	26	2	20	307	20	3	59	95	42	2	4	29	13	1	1,266	9	16	16	20

15-Minute Interval Summary

4:00 PM to 6:00 PM

Interval Start Time	Northbound Columbia St				Southbound Columbia St				Eastbound 11th St				Westbound 11th St				Interval Total	Pedestrians Crosswalk			
	L	T	R	Bikes	L	T	R	Bikes	L	T	R	Bikes	L	T	R	Bikes		North	South	East	West
16:00	2	70	5	0	4	35	4	1	8	11	7	0	0	7	2	0	155	2	1	3	2
16:15	2	93	4	0	3	33	3	0	7	12	6	2	1	3	1	0	168	3	1	0	1
16:30	5	86	2	0	4	45	3	0	5	20	8	0	0	8	3	0	189	1	2	2	1
16:45	5	58	2	0	3	40	3	0	4	8	6	0	1	3	1	0	134	1	2	5	3
17:00	1	94	4	0	2	44	2	1	17	21	2	0	2	3	3	0	195	0	1	1	6
17:15	4	80	3	2	2	48	2	0	12	10	5	0	0	2	2	0	170	1	0	2	2
17:30	1	87	3	0	1	36	1	0	2	8	4	0	0	2	1	0	146	0	5	2	2
17:45	3	60	3	0	1	26	2	1	4	5	4	0	0	1	0	1	109	1	4	1	3
Total Survey	23	628	26	2	20	307	20	3	59	95	42	2	4	29	13	1	1,266	9	16	16	20

Peak Hour Summary

4:25 PM to 5:25 PM

By Approach	Northbound Columbia St				Southbound Columbia St				Eastbound 11th St				Westbound 11th St				Total	Pedestrians Crosswalk			
	In	Out	Total	Bikes	In	Out	Total	Bikes	In	Out	Total	Bikes	In	Out	Total	Bikes		North	South	East	West
Volume	351	199	550	2	196	373	569	1	118	41	159	0	28	80	108	0	693	5	6	10	11
%HV	0.9%				0.0%				1.7%				0.0%				0.7%				
PHF	0.81				0.91				0.66				0.64				0.80				

By Movement	Northbound Columbia St				Southbound Columbia St				Eastbound 11th St				Westbound 11th St				Total
	L	T	R	Total	L	T	R	Total	L	T	R	Total	L	T	R	Total	
Volume	14	326	11	351	11	175	10	196	39	58	21	118	3	17	8	28	693
%HV	0.0%	0.6%	9.1%	0.9%	0.0%	0.0%	0.0%	0.0%	2.6%	0.0%	4.8%	1.7%	0.0%	0.0%	0.0%	0.0%	0.7%
PHF	0.70	0.81	0.55	0.81	0.69	0.89	0.63	0.91	0.49	0.63	0.58	0.66	0.38	0.53	0.67	0.64	0.80

Rolling Hour Summary

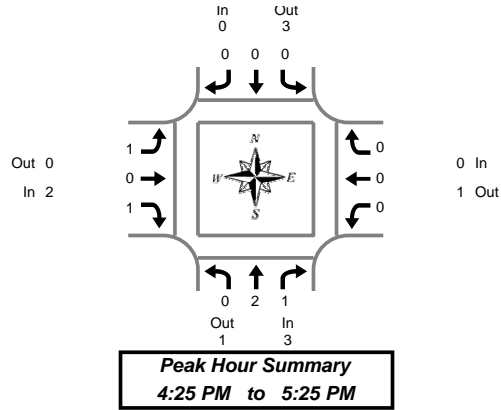
4:00 PM to 6:00 PM

Interval Start Time	Northbound Columbia St				Southbound Columbia St				Eastbound 11th St				Westbound 11th St				Interval Total	Pedestrians Crosswalk			
	L	T	R	Bikes	L	T	R	Bikes	L	T	R	Bikes	L	T	R	Bikes		North	South	East	West
16:00	14	307	13	0	14	153	13	1	24	51	27	2	2	21	7	0	646	7	6	10	7
16:15	13	331	12	0	12	162	11	1	33	61	22	2	4	17	8	0	686	5	6	8	11
16:30	15	318	11	2	11	177	10	1	38	59	21	0	3	16	9	0	688	3	5	10	12
16:45	11	319	12	2	8	168	8	1	35	47	17	0	3	10	7	0	645	2	8	10	13
17:00	9	321	13	2	6	154	7	2	35	44	15	0	2	8	6	1	620	2	10	6	13

Heavy Vehicle Summary



Clay Carney
(503) 833-2740



Columbia St & 11th St

Wednesday, June 01, 2005

4:00 PM to 6:00 PM

Peak Hour Summary
4:25 PM to 5:25 PM

Heavy Vehicle 5-Minute Interval Summary

4:00 PM to 6:00 PM

Interval Start Time	Northbound Columbia St				Southbound Columbia St				Eastbound 11th St				Westbound 11th St				Interval Total	
	L	T	R	Total	L	T	R	Total	L	T	R	Total	L	T	R	Total		
16:00	0	1	0	1	0	1	0	1	0	0	0	0	0	0	0	0	0	2
16:05	0	0	0	0	0	1	0	1	0	0	0	0	0	0	0	0	0	1
16:10	0	0	0	0	0	0	0	0	0	0	0	0	0	0	0	0	0	0
16:15	0	0	0	0	0	0	1	1	0	0	1	1	0	0	0	0	0	2
16:20	0	0	0	0	0	0	0	0	0	0	0	0	0	0	0	0	0	0
16:25	0	0	0	0	0	0	0	0	0	0	0	0	0	0	0	0	0	0
16:30	0	1	0	1	0	0	0	0	0	0	0	0	0	0	0	0	0	1
16:35	0	0	1	1	0	0	0	0	0	0	0	0	0	0	0	0	0	1
16:40	0	0	0	0	0	0	0	0	0	0	0	0	0	0	0	0	0	0
16:45	0	0	0	0	0	0	0	0	0	0	1	1	0	0	0	0	0	1
16:50	0	0	0	0	0	0	0	0	0	0	0	0	0	0	0	0	0	0
16:55	0	0	0	0	0	0	0	0	0	0	0	0	0	0	0	0	0	0
17:00	0	1	0	1	0	0	0	0	0	0	0	0	0	0	0	0	0	1
17:05	0	0	0	0	0	0	0	0	0	0	0	0	0	0	0	0	0	0
17:10	0	0	0	0	0	0	0	0	0	0	0	0	0	0	0	0	0	0
17:15	0	0	0	0	0	0	0	0	0	0	0	0	0	0	0	0	0	0
17:20	0	0	0	0	0	0	0	0	1	0	0	1	0	0	0	0	0	1
17:25	0	0	0	0	0	0	0	0	0	0	0	0	0	0	0	0	0	0
17:30	0	0	0	0	0	0	0	0	0	0	0	0	0	0	0	0	0	0
17:35	0	1	0	1	0	0	0	0	0	0	0	0	0	0	0	0	0	1
17:40	0	1	0	1	0	0	0	0	0	0	0	0	0	0	0	0	0	1
17:45	0	1	0	1	0	0	0	0	0	0	0	0	0	0	0	0	0	1
17:50	0	0	0	0	0	0	0	0	0	0	0	0	0	0	0	0	0	0
17:55	0	0	0	0	0	0	0	0	0	0	0	0	0	0	0	0	0	0
Total Survey	0	6	1	7	0	2	1	3	1	0	2	3	0	0	0	0	0	13

Heavy Vehicle 15-Minute Interval Summary

4:00 PM to 6:00 PM

Interval Start Time	Northbound Columbia St				Southbound Columbia St				Eastbound 11th St				Westbound 11th St				Interval Total	
	L	T	R	Total	L	T	R	Total	L	T	R	Total	L	T	R	Total		
16:00	0	1	0	1	0	2	0	2	0	0	0	0	0	0	0	0	0	3
16:15	0	0	0	0	0	0	1	1	0	0	1	1	0	0	0	0	0	2
16:30	0	1	1	2	0	0	0	0	0	0	0	0	0	0	0	0	0	2
16:45	0	0	0	0	0	0	0	0	0	0	1	1	0	0	0	0	0	1
17:00	0	1	0	1	0	0	0	0	0	0	0	0	0	0	0	0	0	1
17:15	0	0	0	0	0	0	0	0	1	0	0	1	0	0	0	0	0	1
17:30	0	2	0	2	0	0	0	0	0	0	0	0	0	0	0	0	0	2
17:45	0	1	0	1	0	0	0	0	0	0	0	0	0	0	0	0	0	1
Total Survey	0	6	1	7	0	2	1	3	1	0	2	3	0	0	0	0	0	13

Heavy Vehicle Peak Hour Summary

4:25 PM to 5:25 PM

By Approach	Northbound Columbia St			Southbound Columbia St			Eastbound 11th St			Westbound 11th St			Total
	In	Out	Total	In	Out	Total	In	Out	Total	In	Out	Total	
Volume	3	1	4	0	3	3	2	0	2	0	1	1	5
PHF	0.38			0.00			0.50			0.00			0.63

By Movement	Northbound Columbia St				Southbound Columbia St				Eastbound 11th St				Westbound 11th St				Total
	L	T	R	Total	L	T	R	Total	L	T	R	Total	L	T	R	Total	
Volume	0	2	1	3	0	0	0	0	1	0	1	2	0	0	0	0	5
PHF	0.00	0.50	0.25	0.38	0.00	0.00	0.00	0.00	0.25	0.00	0.25	0.50	0.00	0.00	0.00	0.00	0.63

Heavy Vehicle Rolling Hour Summary

4:00 PM to 6:00 PM

Interval Start Time	Northbound Columbia St				Southbound Columbia St				Eastbound 11th St				Westbound 11th St				Interval Total
	L	T	R	Total	L	T	R	Total	L	T	R	Total	L	T	R	Total	
16:00	0	2	1	3	0	2	1	3	0	0	2	2	0	0	0	0	8
16:15	0	2	1	3	0	0	1	1	0	0	2	2	0	0	0	0	6
16:30	0	2	1	3	0	0	0	0	1	0	1	2	0	0	0	0	5
16:45	0	3	0	3	0	0	0	0	1	0	1	2	0	0	0	0	5
17:00	0	4	0	4	0	0	0	0	1	0	0	1	0	0	0	0	5

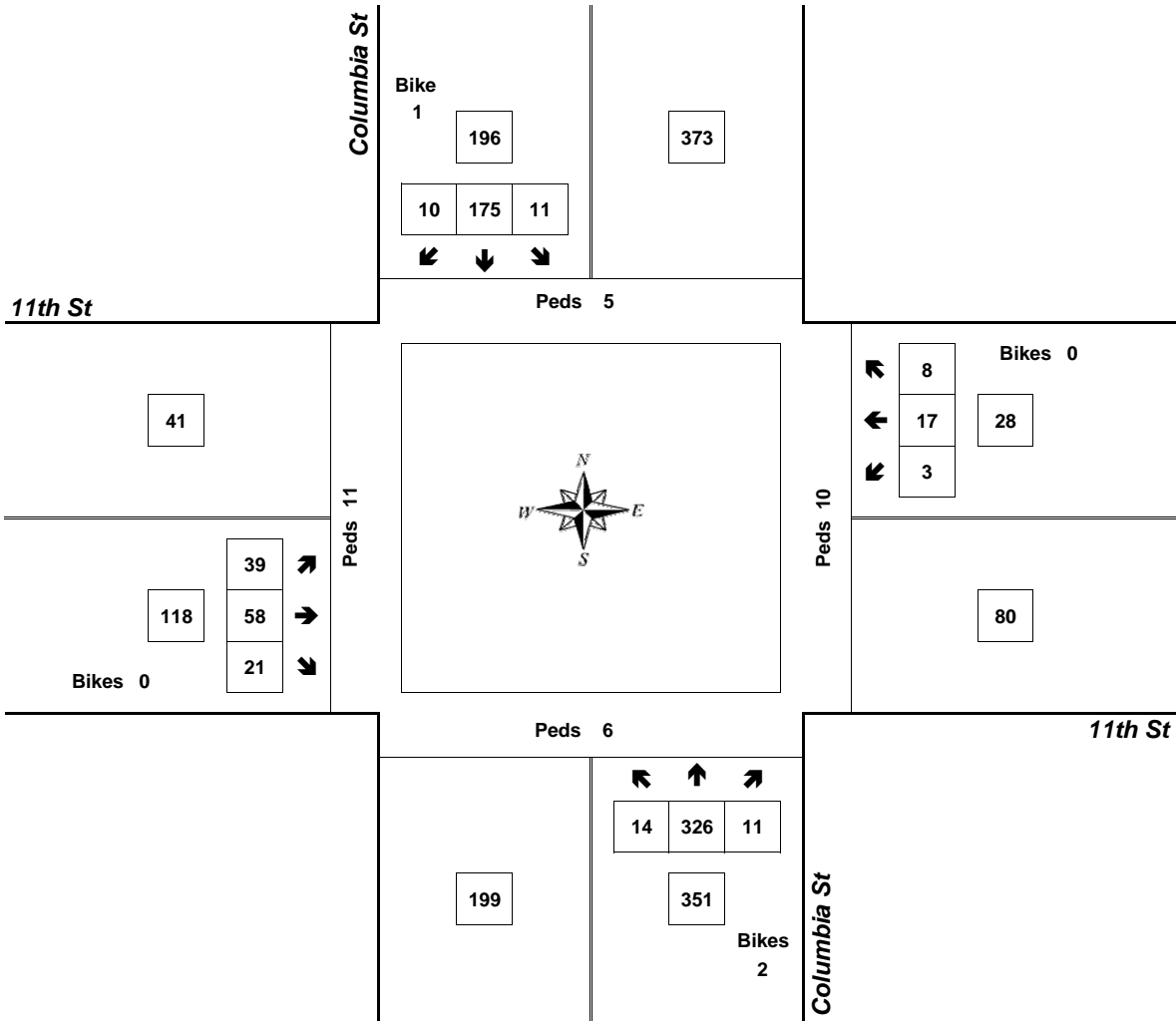
Peak Hour Summary



Clay Carney
(503) 833-2740

Columbia St & 11th St

4:25 PM to 5:25 PM
Wednesday, June 01, 2005



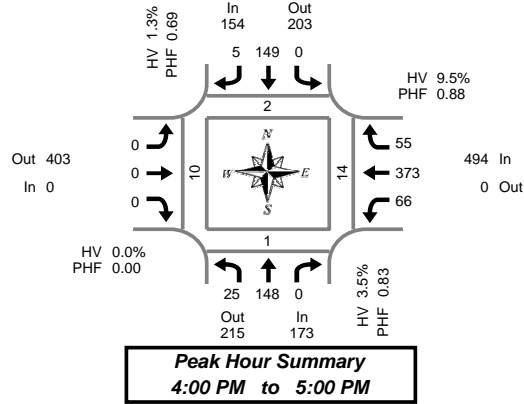
Approach	PHF	HV%	Volume
EB	0.66	1.7%	118
WB	0.64	0.0%	28
NB	0.81	0.9%	351
SB	0.91	0.0%	196
Intersection	0.80	0.7%	693

Count Period: 4:00 PM to 6:00 PM

Total Vehicle Summary



Clay Carney
(503) 833-2740



Columbia St & 15th St

Thursday, May 26, 2005
4:00 PM to 6:00 PM

5-Minute Interval Summary 4:00 PM to 5:00 PM

Interval Start Time	Northbound Columbia St				Southbound Columbia St				Eastbound 15th St				Westbound 15th St				Interval Total	Pedestrians Crosswalk			
	L	T	R	Bikes	L	T	R	Bikes	L	T	R	Bikes	L	T	R	Bikes		North	South	East	West
16:00	4	38	0	0	0	37	2	0	0	0	0	0	12	101	10	0	204	1	1	4	2
16:15	7	28	0	0	0	28	0	0	0	0	0	0	23	100	18	0	204	0	0	3	3
16:30	9	35	0	0	0	55	1	0	0	0	0	0	13	83	9	0	205	0	0	6	0
16:45	5	47	0	0	0	29	2	2	0	0	0	0	18	89	18	2	208	1	0	1	5
17:00	4	38	0	0	0	31	0	0	0	0	0	0	20	89	12	0	194	0	0	0	2
17:15	3	64	0	0	0	33	3	0	0	0	0	0	15	73	22	0	213	1	2	3	2
17:30	2	35	0	0	0	34	1	0	0	0	0	0	15	60	12	0	159	1	1	2	4
17:45	9	20	0	0	0	37	0	0	0	0	0	0	6	61	15	0	148	2	0	2	1
Total Survey	43	305	0	0	0	284	9	2	0	0	0	0	122	656	116	2	1,535	6	4	21	19

15-Minute Interval Summary 4:00 PM to 6:00 PM

Interval Start Time	Northbound Columbia St				Southbound Columbia St				Eastbound 15th St				Westbound 15th St				Interval Total	Pedestrians Crosswalk			
	L	T	R	Bikes	L	T	R	Bikes	L	T	R	Bikes	L	T	R	Bikes		North	South	East	West
16:00	4	38	0	0	0	37	2	0	0	0	0	0	12	101	10	0	204	1	1	4	2
16:15	7	28	0	0	0	28	0	0	0	0	0	0	23	100	18	0	204	0	0	3	3
16:30	9	35	0	0	0	55	1	0	0	0	0	0	13	83	9	0	205	0	0	6	0
16:45	5	47	0	0	0	29	2	2	0	0	0	0	18	89	18	2	208	1	0	1	5
17:00	4	38	0	0	0	31	0	0	0	0	0	0	20	89	12	0	194	0	0	0	2
17:15	3	64	0	0	0	33	3	0	0	0	0	0	15	73	22	0	213	1	2	3	2
17:30	2	35	0	0	0	34	1	0	0	0	0	0	15	60	12	0	159	1	1	2	4
17:45	9	20	0	0	0	37	0	0	0	0	0	0	6	61	15	0	148	2	0	2	1
Total Survey	43	305	0	0	0	284	9	2	0	0	0	0	122	656	116	2	1,535	6	4	21	19

Peak Hour Summary 4:00 PM to 5:00 PM

By Approach	Northbound Columbia St				Southbound Columbia St				Eastbound 15th St				Westbound 15th St				Total	Pedestrians Crosswalk			
	In	Out	Total	Bikes	In	Out	Total	Bikes	In	Out	Total	Bikes	In	Out	Total	Bikes		North	South	East	West
Volume	173	215	388	0	154	203	357	2	0	403	403	0	494	0	494	2	821	2	1	14	10
%HV	3.5%				1.3%				0.0%				9.5%				6.7%				
PHF	0.83				0.69				0.00				0.88				0.99				

By Movement	Northbound Columbia St				Southbound Columbia St				Eastbound 15th St				Westbound 15th St				Total
	L	T	R	Total	L	T	R	Total	L	T	R	Total	L	T	R	Total	
Volume	25	148	0	173	0	149	5	154	0	0	0	0	66	373	55	494	821
%HV	4.0%	3.4%	0.0%	3.5%	0.0%	1.3%	0.0%	1.3%	0.0%	0.0%	0.0%	0.0%	0.0%	12.1%	3.6%	9.5%	6.7%
PHF	0.69	0.79	0.00	0.83	0.00	0.68	0.63	0.69	0.00	0.00	0.00	0.00	0.72	0.92	0.76	0.88	0.99

Rolling Hour Summary 4:00 PM to 6:00 PM

Interval Start Time	Northbound Columbia St				Southbound Columbia St				Eastbound 15th St				Westbound 15th St				Interval Total	Pedestrians Crosswalk			
	L	T	R	Bikes	L	T	R	Bikes	L	T	R	Bikes	L	T	R	Bikes		North	South	East	West
16:00	25	148	0	0	0	149	5	2	0	0	0	0	66	373	55	2	821	2	1	14	10
16:15	25	148	0	0	0	143	3	2	0	0	0	0	74	361	57	2	811	1	0	10	10
16:30	21	184	0	0	0	148	6	2	0	0	0	0	66	334	61	2	820	2	2	10	9
16:45	14	184	0	0	0	127	6	2	0	0	0	0	68	311	64	2	774	3	3	6	13
17:00	18	157	0	0	0	135	4	0	0	0	0	0	56	283	61	0	714	4	3	7	9

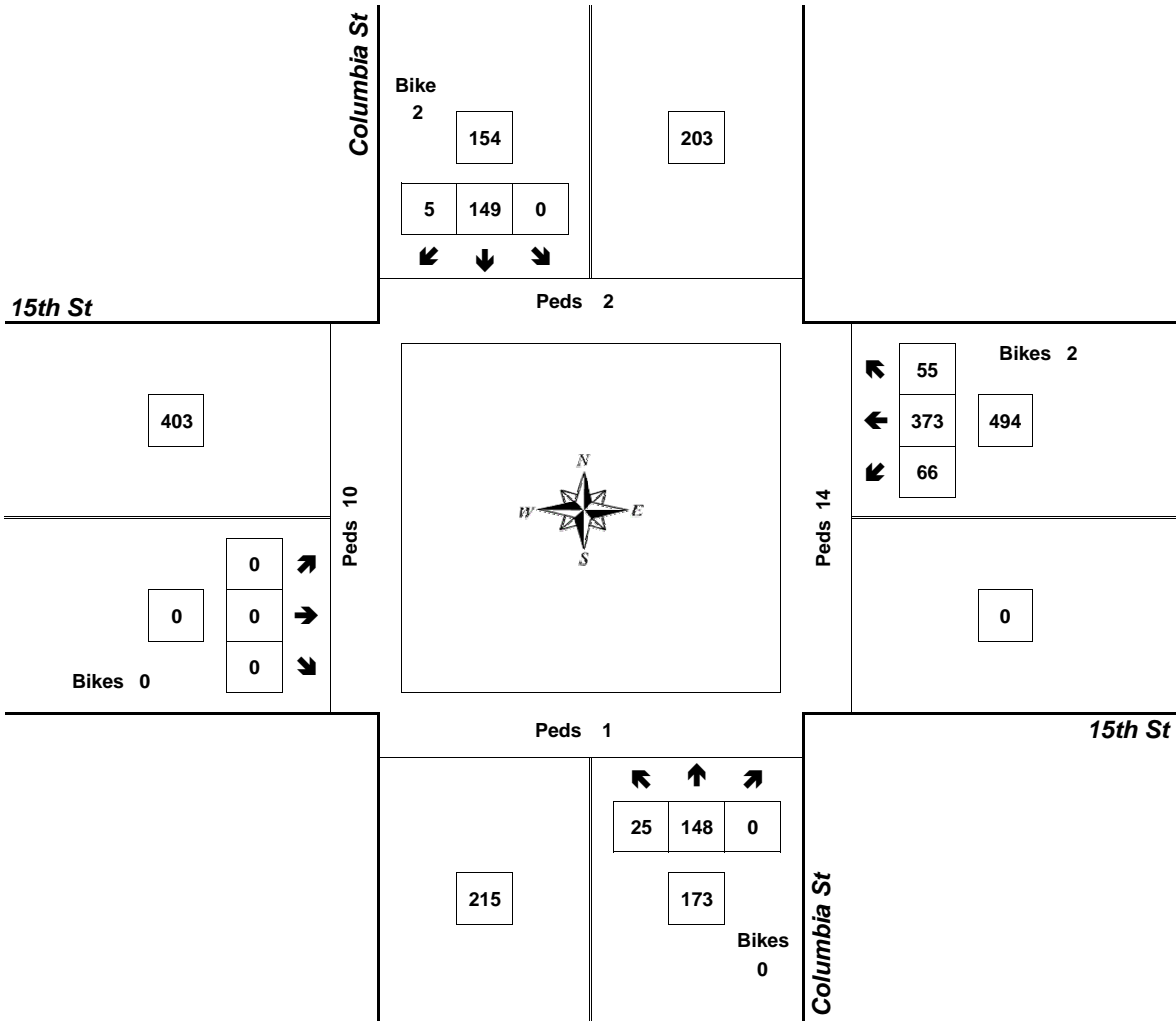
Peak Hour Summary



Clay Carney
(503) 833-2740

Columbia St & 15th St

4:00 PM to 5:00 PM
Thursday, May 26, 2005



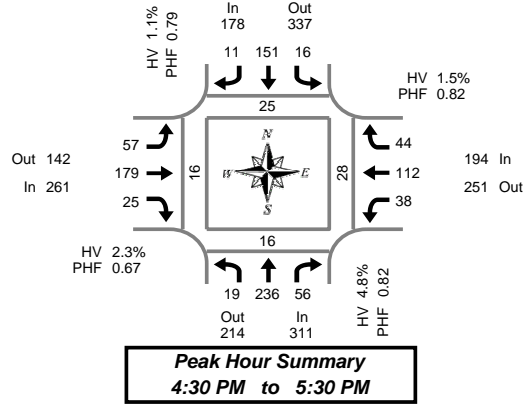
Approach	PHF	HV%	Volume
EB	0.00	0.0%	0
WB	0.88	9.5%	494
NB	0.83	3.5%	173
SB	0.69	1.3%	154
Intersection	0.99	6.7%	821

Count Period: 4:00 PM to 6:00 PM

Total Vehicle Summary



Clay Carney
(503) 833-2740



Columbia St & Evergreen Blvd

Thursday, June 02, 2005
4:00 PM to 6:00 PM

5-Minute Interval Summary 4:00 PM to 6:00 PM

Interval Start Time	Northbound Columbia St				Southbound Columbia St				Eastbound Evergreen Blvd				Westbound Evergreen Blvd				Interval Total	Pedestrians Crosswalk			
	L	T	R	Bikes	L	T	R	Bikes	L	T	R	Bikes	L	T	R	Bikes		North	South	East	West
16:00	1	15	3	0	1	10	3	0	1	5	1	0	3	8	1	0	52	4	2	1	3
16:05	0	15	8	0	0	14	1	0	7	8	0	0	3	11	4	0	71	0	1	5	1
16:10	0	22	4	0	4	19	1	0	0	11	6	0	2	12	5	0	86	1	0	6	0
16:15	0	22	2	0	0	4	3	1	3	5	1	0	2	8	3	1	53	3	0	1	1
16:20	0	19	2	0	1	13	1	0	4	8	2	0	2	16	4	0	72	5	2	2	0
16:25	2	17	3	0	0	7	1	0	1	8	1	0	1	8	3	0	52	1	1	0	0
16:30	2	22	2	0	0	7	1	0	8	7	1	0	3	13	7	0	73	2	0	0	1
16:35	1	21	5	0	4	5	0	0	5	12	5	0	4	8	3	0	73	6	0	4	1
16:40	0	12	1	0	0	20	0	0	1	12	2	0	5	11	3	0	67	2	0	5	1
16:45	1	17	6	0	2	11	0	0	6	7	0	0	6	13	6	0	75	1	0	4	0
16:50	2	19	5	0	1	8	1	0	3	13	1	0	6	7	0	0	66	2	4	0	1
16:55	1	21	3	0	1	12	0	0	5	8	0	0	2	7	3	0	63	2	1	4	0
17:00	3	14	5	0	0	16	3	0	1	10	1	0	3	7	4	0	67	3	0	1	1
17:05	0	18	8	0	1	13	0	0	5	23	2	0	1	13	4	0	88	0	7	4	2
17:10	2	28	7	0	3	11	2	0	7	27	5	0	1	12	5	0	110	6	1	1	2
17:15	1	26	3	0	4	10	1	0	7	17	2	0	4	9	3	0	87	1	0	0	5
17:20	3	18	7	0	0	21	1	0	5	25	3	0	2	6	2	0	93	0	0	2	1
17:25	3	20	4	0	0	17	2	0	4	18	3	0	1	6	4	0	82	0	3	3	1
17:30	2	12	2	1	3	10	1	0	4	18	0	0	3	10	1	0	66	3	3	2	2
17:35	0	25	4	0	2	10	1	0	3	12	1	0	1	5	4	0	68	0	4	0	3
17:40	0	19	5	0	1	8	1	0	1	7	1	0	1	6	2	0	52	1	0	5	1
17:45	0	24	2	0	3	8	0	0	1	10	2	0	0	5	2	0	57	2	1	0	1
17:50	0	19	2	0	0	9	1	0	0	6	3	0	3	2	4	0	49	0	0	0	1
17:55	0	14	4	0	1	15	1	0	5	7	1	0	2	5	1	0	56	1	0	4	0
Total Survey	24	459	97	1	32	278	26	1	87	284	44	0	61	208	78	1	1,678	46	30	54	29

15-Minute Interval Summary 4:00 PM to 6:00 PM

Interval Start Time	Northbound Columbia St				Southbound Columbia St				Eastbound Evergreen Blvd				Westbound Evergreen Blvd				Interval Total	Pedestrians Crosswalk			
	L	T	R	Bikes	L	T	R	Bikes	L	T	R	Bikes	L	T	R	Bikes		North	South	East	West
16:00	1	52	15	0	5	43	5	0	8	24	7	0	8	31	10	0	209	5	3	12	4
16:15	2	58	7	0	1	24	5	1	8	21	4	0	5	32	10	1	177	9	3	3	1
16:30	3	55	8	0	4	32	1	0	14	31	8	0	12	32	13	0	213	10	0	9	3
16:45	4	57	14	0	4	31	1	0	14	28	1	0	14	27	9	0	204	5	5	8	1
17:00	5	60	20	0	4	40	5	0	13	60	8	0	5	32	13	0	265	9	8	6	5
17:15	7	64	14	0	4	48	4	0	16	60	8	0	7	21	9	0	262	1	3	5	7
17:30	2	56	11	1	6	28	3	0	8	37	2	0	5	21	7	0	186	4	7	7	6
17:45	0	57	8	0	4	32	2	0	6	23	6	0	5	12	7	0	162	3	1	4	2
Total Survey	24	459	97	1	32	278	26	1	87	284	44	0	61	208	78	1	1,678	46	30	54	29

Peak Hour Summary 4:30 PM to 5:30 PM

By Approach	Northbound Columbia St				Southbound Columbia St				Eastbound Evergreen Blvd				Westbound Evergreen Blvd				Total	Pedestrians Crosswalk			
	In	Out	Total	Bikes	In	Out	Total	Bikes	In	Out	Total	Bikes	In	Out	Total	Bikes		North	South	East	West
Volume	311	214	525	0	178	337	515	0	261	142	403	0	194	251	445	0	944	25	16	28	16
%HV	4.8%				1.1%				2.3%				1.5%				2.8%				
PHF	0.82				0.79				0.67				0.82				0.81				

By Movement	Northbound Columbia St				Southbound Columbia St				Eastbound Evergreen Blvd				Westbound Evergreen Blvd				Total
	L	T	R	Total	L	T	R	Total	L	T	R	Total	L	T	R	Total	
Volume	19	236	56	311	16	151	11	178	57	179	25	261	38	112	44	194	944
%HV	31.6%	2.5%	5.4%	4.8%	0.0%	1.3%	0.0%	1.1%	1.8%	2.2%	4.0%	2.3%	0.0%	2.7%	0.0%	1.5%	2.8%
PHF	0.68	0.82	0.70	0.82	0.50	0.79	0.55	0.79	0.75	0.65	0.63	0.67	0.56	0.82	0.85	0.82	0.81

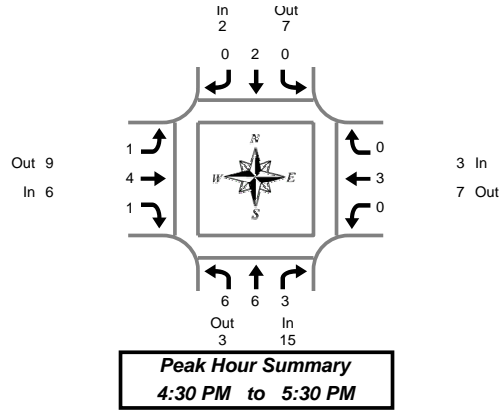
Rolling Hour Summary 4:00 PM to 6:00 PM

Interval Start Time	Northbound Columbia St				Southbound Columbia St				Eastbound Evergreen Blvd				Westbound Evergreen Blvd				Interval Total	Pedestrians Crosswalk			
	L	T	R	Bikes	L	T	R	Bikes	L	T	R	Bikes	L	T	R	Bikes		North	South	East	West
16:00	10	222	44	0	14	130	12	1	44	104	20	0	39	122	42	1	803	29	11	32	9
16:15	14	230	49	0	13	127	12	1	49	140	21	0	36	123	45	1	859	33	16	26	10
16:30	19	236	56	0	16	151	11	0	57	179	25	0	38	112	44	0	944	25	16	28	16
16:45	18	237	59	1	18	147	13	0	51	185	19	0	31	101	38	0	917	19	23	26	19
17:00	14	237	53	1	18	148	14	0	43	180	24	0	22	86	36	0	875	17	19	22	20

Heavy Vehicle Summary



Clay Carney
(503) 833-2740



Columbia St & Evergreen Blvd

Thursday, June 02, 2005

4:00 PM to 6:00 PM

Heavy Vehicle 5-Minute Interval Summary

4:00 PM to 6:00 PM

Interval Start Time	Northbound Columbia St				Southbound Columbia St				Eastbound Evergreen Blvd				Westbound Evergreen Blvd				Interval Total	
	L	T	R	Total	L	T	R	Total	L	T	R	Total	L	T	R	Total		
16:00	1	0	0	1	0	0	0	0	0	0	0	0	0	1	0	0	1	2
16:05	0	0	0	0	0	0	1	1	0	1	0	1	0	1	0	1	3	3
16:10	0	0	0	0	0	0	0	0	0	2	0	2	0	1	0	1	3	3
16:15	0	0	0	0	0	0	0	0	1	1	0	2	0	0	0	0	2	2
16:20	0	0	0	0	0	0	0	0	0	0	1	1	0	1	0	1	2	2
16:25	0	0	0	0	0	1	0	1	0	0	0	0	0	0	0	0	0	1
16:30	1	0	1	2	0	0	0	0	0	1	0	1	0	1	0	1	4	4
16:35	0	1	0	1	0	0	0	0	0	1	1	2	0	0	0	0	3	3
16:40	0	1	0	1	0	0	0	0	0	0	0	0	0	1	0	1	2	2
16:45	0	1	0	1	0	0	0	0	0	0	0	0	0	0	0	0	1	1
16:50	1	0	1	2	0	0	0	0	0	0	0	0	0	0	0	0	2	2
16:55	1	1	0	2	0	0	0	0	0	1	0	1	0	0	0	0	3	3
17:00	0	0	0	0	0	1	0	1	0	0	0	0	0	0	0	0	1	1
17:05	0	0	0	0	0	0	0	0	0	1	0	1	0	0	0	0	1	1
17:10	0	0	1	1	0	0	0	0	0	0	0	0	0	1	0	1	2	2
17:15	0	1	0	1	0	0	0	0	0	0	0	0	0	0	0	0	1	1
17:20	1	1	0	2	0	1	0	1	0	0	0	0	0	0	0	0	3	3
17:25	2	0	0	2	0	0	0	0	1	0	0	1	0	0	0	0	3	3
17:30	1	0	0	1	0	0	0	0	0	0	0	0	0	0	0	0	1	1
17:35	0	0	0	0	0	0	0	0	0	0	0	0	0	0	0	0	0	0
17:40	0	1	0	1	0	0	0	0	0	0	0	0	0	1	0	1	2	2
17:45	0	1	0	1	0	0	0	0	0	0	0	0	0	1	0	1	2	2
17:50	0	0	0	0	0	0	0	0	0	0	0	0	0	0	1	1	1	1
17:55	0	0	0	0	0	1	0	1	0	0	0	0	0	0	0	0	1	1
Total Survey	8	8	3	19	0	4	1	5	2	8	2	12	0	9	1	10	46	46

Heavy Vehicle 15-Minute Interval Summary

4:00 PM to 6:00 PM

Interval Start Time	Northbound Columbia St				Southbound Columbia St				Eastbound Evergreen Blvd				Westbound Evergreen Blvd				Interval Total	
	L	T	R	Total	L	T	R	Total	L	T	R	Total	L	T	R	Total		
16:00	1	0	0	1	0	0	1	1	0	3	0	3	0	3	0	3	8	8
16:15	0	0	0	0	0	1	0	1	1	1	1	3	0	1	0	1	5	5
16:30	1	2	1	4	0	0	0	0	0	2	1	3	0	2	0	2	9	9
16:45	2	2	1	5	0	0	0	0	0	1	0	1	0	0	0	0	6	6
17:00	0	0	1	1	0	1	0	1	0	1	0	1	0	1	0	1	4	4
17:15	3	2	0	5	0	1	0	1	1	0	0	1	0	0	0	0	7	7
17:30	1	1	0	2	0	0	0	0	0	0	0	0	0	1	0	1	3	3
17:45	0	1	0	1	0	1	0	1	0	0	0	0	0	1	1	2	4	4
Total Survey	8	8	3	19	0	4	1	5	2	8	2	12	0	9	1	10	46	46

Heavy Vehicle Peak Hour Summary

4:30 PM to 5:30 PM

By Approach	Northbound Columbia St			Southbound Columbia St			Eastbound Evergreen Blvd			Westbound Evergreen Blvd			Total
	In	Out	Total	In	Out	Total	In	Out	Total	In	Out	Total	
Volume	15	3	18	2	7	9	6	9	15	3	7	10	26
PHF	0.75			0.50			0.50			0.38			0.72

By Movement	Northbound Columbia St				Southbound Columbia St				Eastbound Evergreen Blvd				Westbound Evergreen Blvd				Total
	L	T	R	Total	L	T	R	Total	L	T	R	Total	L	T	R	Total	
Volume	6	6	3	15	0	2	0	2	1	4	1	6	0	3	0	3	26
PHF	0.50	0.50	0.75	0.75	0.00	0.50	0.00	0.50	0.25	0.50	0.25	0.50	0.00	0.38	0.00	0.38	0.72

Heavy Vehicle Rolling Hour Summary

4:00 PM to 6:00 PM

Interval Start Time	Northbound Columbia St				Southbound Columbia St				Eastbound Evergreen Blvd				Westbound Evergreen Blvd				Interval Total	
	L	T	R	Total	L	T	R	Total	L	T	R	Total	L	T	R	Total		
16:00	4	4	2	10	0	1	1	2	1	7	2	10	0	6	0	6	28	28
16:15	3	4	3	10	0	2	0	2	1	5	2	8	0	4	0	4	24	24
16:30	6	6	3	15	0	2	0	2	1	4	1	6	0	3	0	3	26	26
16:45	6	5	2	13	0	2	0	2	1	2	0	3	0	2	0	2	20	20
17:00	4	4	1	9	0	3	0	3	1	1	0	2	0	3	1	4	18	18

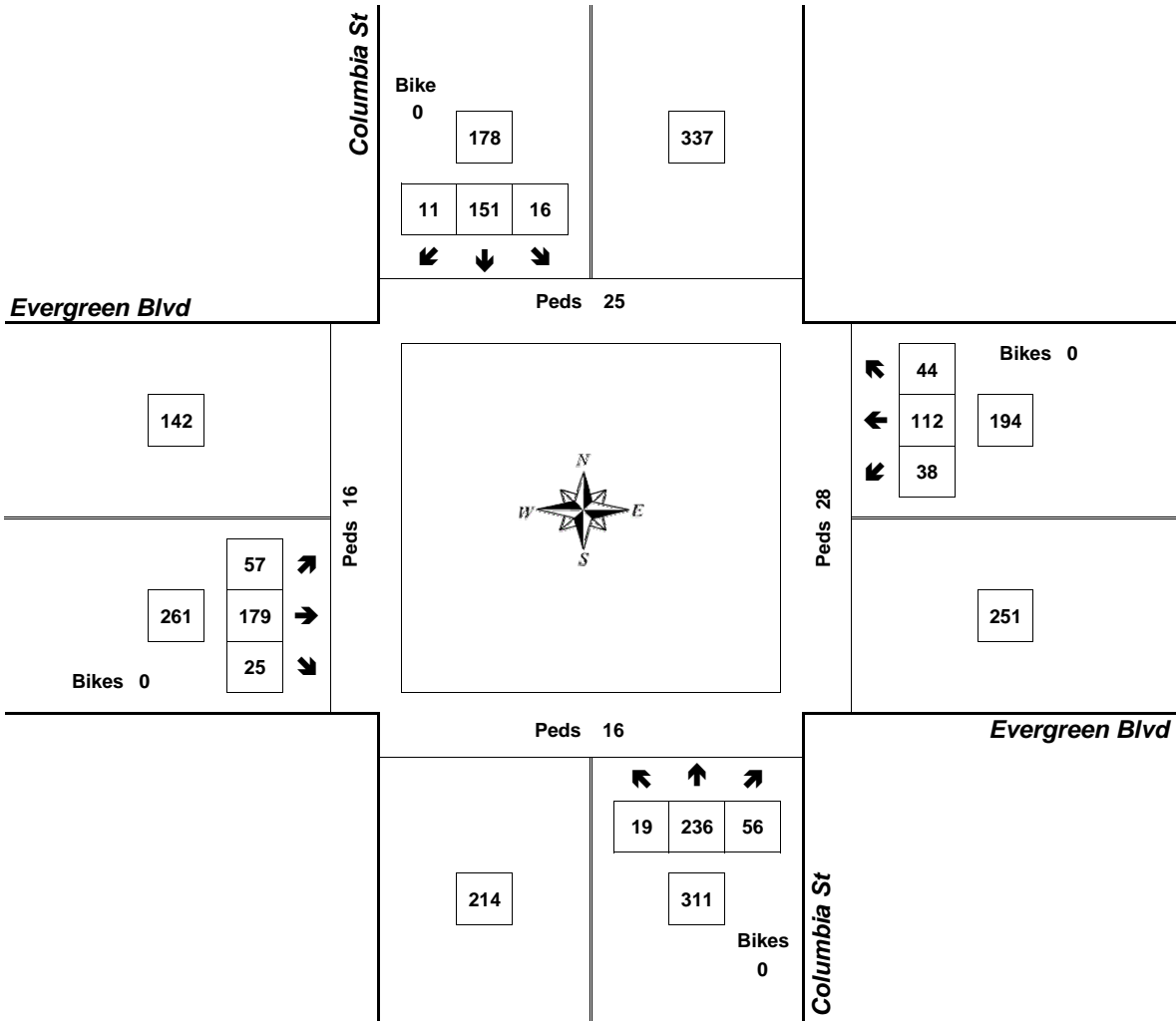
Peak Hour Summary



Clay Carney
(503) 833-2740

Columbia St & Evergreen Blvd

4:30 PM to 5:30 PM
Thursday, June 02, 2005



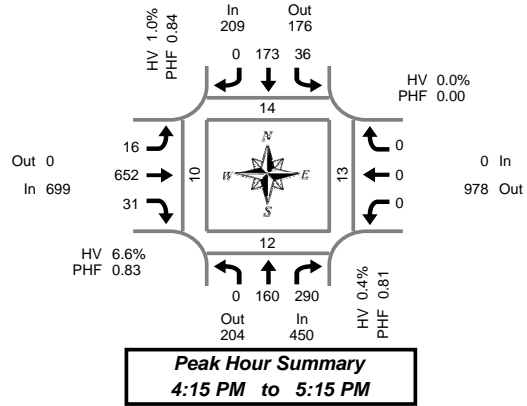
Approach	PHF	HV%	Volume
EB	0.67	2.3%	261
WB	0.82	1.5%	194
NB	0.82	4.8%	311
SB	0.79	1.1%	178
Intersection	0.81	2.8%	944

Count Period: 4:00 PM to 6:00 PM

Total Vehicle Summary



Clay Carney
(503) 833-2740



Columbia St & Mill Plain Blvd

Wednesday, June 01, 2005

4:00 PM to 6:00 PM

5-Minute Interval Summary 4:00 PM to 6:00 PM

Interval Start Time	Northbound Columbia St				Southbound Columbia St				Eastbound Mill Plain Blvd				Westbound Mill Plain Blvd				Interval Total	Pedestrians Crosswalk						
	L	T	R	Bikes	L	T	R	Bikes	L	T	R	Bikes	L	T	R	Bikes		North	South	East	West			
16:00	0	13	19	0	7	15	0	0	0	30	2	0	0	0	0	0	0	0	0	86	0	1	1	0
16:05	0	15	23	0	2	11	0	0	3	80	1	0	0	0	0	0	0	0	0	135	2	0	4	1
16:10	0	15	26	0	2	15	0	0	1	74	1	0	0	0	0	0	0	0	0	134	0	0	1	0
16:15	0	14	26	0	2	17	0	0	2	57	2	0	0	0	0	0	0	0	0	120	0	0	0	0
16:20	0	16	19	0	3	22	0	0	1	41	1	0	0	0	0	0	0	0	0	103	3	0	1	3
16:25	0	11	23	0	5	13	0	0	1	50	1	0	0	0	0	0	0	0	0	104	0	0	0	0
16:30	0	13	24	0	3	14	0	0	1	48	1	0	0	0	0	0	0	0	0	104	0	0	2	0
16:35	0	11	20	0	2	19	0	0	0	80	1	0	0	0	0	0	0	0	0	133	0	0	1	0
16:40	0	14	24	0	1	13	0	0	1	50	8	0	0	0	0	0	0	0	0	111	6	0	0	3
16:45	0	14	19	0	4	16	0	0	2	46	3	0	0	0	0	0	0	0	0	104	1	0	1	1
16:50	0	10	24	0	3	17	0	0	1	44	3	0	0	0	0	0	0	0	0	102	0	1	1	0
16:55	0	8	21	0	2	15	0	0	0	43	1	0	0	0	0	0	0	1	0	90	1	1	5	1
17:00	0	10	25	0	3	12	0	0	2	48	3	0	0	0	0	0	0	0	0	103	0	1	0	1
17:05	0	17	29	0	6	5	0	0	0	67	3	0	0	0	0	0	0	0	0	127	0	9	0	1
17:10	0	22	36	0	2	10	0	0	5	78	4	0	0	0	0	0	0	0	0	157	3	0	2	0
17:15	0	14	23	0	2	16	0	0	2	38	1	0	0	0	0	0	0	0	0	96	0	0	0	2
17:20	0	17	25	0	5	10	0	0	0	42	3	0	0	0	0	0	0	0	0	102	0	0	0	0
17:25	0	17	14	0	4	11	0	0	0	74	4	0	0	0	0	0	0	0	0	124	3	2	3	1
17:30	0	16	30	0	6	11	0	0	1	39	3	0	0	0	0	0	0	0	0	106	0	0	0	0
17:35	0	14	22	0	3	12	0	0	0	42	3	0	0	0	0	0	0	0	0	96	1	1	0	0
17:40	0	13	15	0	5	13	0	0	2	51	2	1	0	0	0	0	0	0	0	101	0	1	2	0
17:45	0	10	19	0	4	12	0	0	0	36	0	0	0	0	0	0	0	0	0	81	0	0	0	2
17:50	0	11	14	0	2	9	0	0	1	43	1	0	0	0	0	0	0	0	0	81	3	0	1	0
17:55	0	8	13	0	2	11	0	0	0	31	1	0	0	0	0	0	0	1	0	66	0	2	0	0
Total Survey	0	323	533	0	80	319	0	0	26	1,232	53	1	0	0	0	0	2	2,566		23	19	25	16	

15-Minute Interval Summary 4:00 PM to 6:00 PM

Interval Start Time	Northbound Columbia St				Southbound Columbia St				Eastbound Mill Plain Blvd				Westbound Mill Plain Blvd				Interval Total	Pedestrians Crosswalk						
	L	T	R	Bikes	L	T	R	Bikes	L	T	R	Bikes	L	T	R	Bikes		North	South	East	West			
16:00	0	43	68	0	11	41	0	0	4	184	4	0	0	0	0	0	0	0	0	355	2	1	6	1
16:15	0	41	68	0	10	52	0	0	4	148	4	0	0	0	0	0	0	0	0	327	3	0	1	3
16:30	0	38	68	0	6	46	0	0	2	178	10	0	0	0	0	0	0	0	0	348	6	0	3	3
16:45	0	32	64	0	9	48	0	0	3	133	7	0	0	0	0	0	1	0	0	296	2	2	7	2
17:00	0	49	90	0	11	27	0	0	7	193	10	0	0	0	0	0	0	0	0	387	3	10	2	2
17:15	0	48	62	0	11	37	0	0	2	154	8	0	0	0	0	0	0	0	0	322	3	2	3	3
17:30	0	43	67	0	14	36	0	0	3	132	8	1	0	0	0	0	0	0	0	303	1	2	2	0
17:45	0	29	46	0	8	32	0	0	1	110	2	0	0	0	0	0	1	0	0	228	3	2	1	2
Total Survey	0	323	533	0	80	319	0	0	26	1,232	53	1	0	0	0	0	2	2,566		23	19	25	16	

Peak Hour Summary 4:15 PM to 5:15 PM

By Approach	Northbound Columbia St				Southbound Columbia St				Eastbound Mill Plain Blvd				Westbound Mill Plain Blvd				Total	Pedestrians Crosswalk			
	In	Out	Total	Bikes	In	Out	Total	Bikes	In	Out	Total	Bikes	In	Out	Total	Bikes		North	South	East	West
Volume	450	204	654	0	209	176	385	0	699	0	699	0	0	978	978	1	1,358	14	12	13	10
%HV	0.4%				1.0%				6.6%				0.0%				3.7%				
PHF	0.81				0.84				0.83				0.00				0.88				

By Movement	Northbound Columbia St				Southbound Columbia St				Eastbound Mill Plain Blvd				Westbound Mill Plain Blvd				Total
	L	T	R	Total	L	T	R	Total	L	T	R	Total	L	T	R	Total	
Volume	0	160	290	450	36	173	0	209	16	652	31	699	0	0	0	0	1,358
%HV	0.0%	0.0%	0.7%	0.4%	0.0%	1.2%	0.0%	1.0%	0.0%	7.1%	0.0%	6.6%	0.0%	0.0%	0.0%	0.0%	3.7%
PHF	0.00	0.82	0.81	0.81	0.82	0.83	0.00	0.84	0.57	0.84	0.55	0.83	0.00	0.00	0.00	0.00	0.88

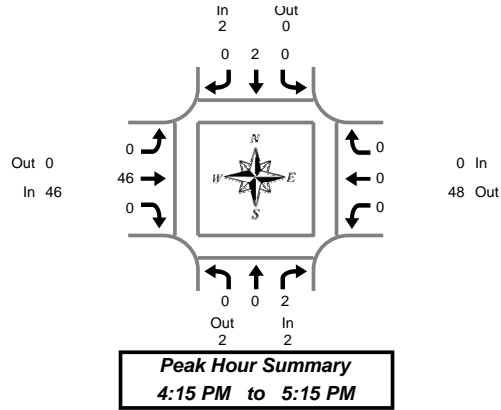
Rolling Hour Summary 4:00 PM to 6:00 PM

Interval Start Time	Northbound Columbia St				Southbound Columbia St				Eastbound Mill Plain Blvd				Westbound Mill Plain Blvd				Interval Total	Pedestrians Crosswalk				
	L	T	R	Bikes	L	T	R	Bikes	L	T	R	Bikes	L	T	R	Bikes		North	South	East	West	
16:00	0	154	268	0	36	187	0	0	13	643	25	0	0	0	0	1	1,326		13	3	17	9
16:15	0	160	290	0	36	173	0	0	16	652	31	0	0	0	0	1	1,358		14	12	13	10
16:30	0	167	284	0	37	158	0	0	14	658	35	0	0	0	0	1	1,353		14	14	15	10
16:45	0	172	283	0	45	148	0	0	15	612	33	1	0	0	0	1	1,308		9	16	14	7
17:00	0	169	265	0	44	132	0	0	13	589	28	1	0	0	0	1	1,240		10	16	8	7

Heavy Vehicle Summary



Clay Carney
(503) 833-2740



Columbia St & Mill Plain Blvd

Wednesday, June 01, 2005

4:00 PM to 6:00 PM

Heavy Vehicle 5-Minute Interval Summary 4:00 PM to 6:00 PM

Interval Start Time	Northbound Columbia St				Southbound Columbia St				Eastbound Mill Plain Blvd				Westbound Mill Plain Blvd				Interval Total
	L	T	R	Total	L	T	R	Total	L	T	R	Total	L	T	R	Total	
16:00	0	0	0	0	0	0	0	0	0	1	0	1	0	0	0	0	1
16:05	0	0	2	2	0	0	0	0	0	5	0	5	0	0	0	0	7
16:10	0	0	0	0	0	1	0	1	0	3	0	3	0	0	0	0	4
16:15	0	0	0	0	0	0	0	0	0	4	0	4	0	0	0	0	4
16:20	0	0	0	0	0	1	0	1	0	2	0	2	0	0	0	0	3
16:25	0	0	1	1	0	0	0	0	0	8	0	8	0	0	0	0	9
16:30	0	0	0	0	0	0	0	0	0	5	0	5	0	0	0	0	5
16:35	0	0	0	0	0	1	0	1	0	5	0	5	0	0	0	0	6
16:40	0	0	0	0	0	0	0	0	0	5	0	5	0	0	0	0	5
16:45	0	0	0	0	0	0	0	0	0	2	0	2	0	0	0	0	2
16:50	0	0	0	0	0	0	0	0	0	5	0	5	0	0	0	0	5
16:55	0	0	1	1	0	0	0	0	0	5	0	5	0	0	0	0	6
17:00	0	0	0	0	0	0	0	0	0	1	0	1	0	0	0	0	1
17:05	0	0	0	0	0	0	0	0	0	2	0	2	0	0	0	0	2
17:10	0	0	0	0	0	0	0	0	0	2	0	2	0	0	0	0	2
17:15	0	0	1	1	0	0	0	0	0	0	0	0	0	0	0	0	1
17:20	0	0	0	0	0	0	0	0	0	1	0	1	0	0	0	0	1
17:25	0	0	0	0	0	0	0	0	0	1	0	1	0	0	0	0	1
17:30	0	0	0	0	0	0	0	0	0	3	0	3	0	0	0	0	3
17:35	0	0	1	1	0	0	0	0	0	1	0	1	0	0	0	0	2
17:40	0	0	1	1	0	1	0	1	0	2	0	2	0	0	0	0	4
17:45	0	0	0	0	0	0	0	0	0	0	0	0	0	0	0	0	0
17:50	0	0	0	0	0	0	0	0	0	3	0	3	0	0	0	0	3
17:55	0	0	0	0	0	1	0	1	0	1	0	1	0	0	0	0	2
Total Survey	0	0	7	7	0	5	0	5	0	67	0	67	0	0	0	0	79

Heavy Vehicle 15-Minute Interval Summary 4:00 PM to 6:00 PM

Interval Start Time	Northbound Columbia St				Southbound Columbia St				Eastbound Mill Plain Blvd				Westbound Mill Plain Blvd				Interval Total
	L	T	R	Total	L	T	R	Total	L	T	R	Total	L	T	R	Total	
16:00	0	0	2	2	0	1	0	1	0	9	0	9	0	0	0	0	12
16:15	0	0	1	1	0	1	0	1	0	14	0	14	0	0	0	0	16
16:30	0	0	0	0	0	1	0	1	0	15	0	15	0	0	0	0	16
16:45	0	0	1	1	0	0	0	0	0	12	0	12	0	0	0	0	13
17:00	0	0	0	0	0	0	0	0	0	5	0	5	0	0	0	0	5
17:15	0	0	1	1	0	0	0	0	0	2	0	2	0	0	0	0	3
17:30	0	0	2	2	0	1	0	1	0	6	0	6	0	0	0	0	9
17:45	0	0	0	0	0	1	0	1	0	4	0	4	0	0	0	0	5
Total Survey	0	0	7	7	0	5	0	5	0	67	0	67	0	0	0	0	79

Heavy Vehicle Peak Hour Summary 4:15 PM to 5:15 PM

By Approach	Northbound Columbia St			Southbound Columbia St			Eastbound Mill Plain Blvd			Westbound Mill Plain Blvd			Total
	In	Out	Total	In	Out	Total	In	Out	Total	In	Out	Total	
Volume	2	2	4	2	0	2	46	0	46	0	48	48	50
PHF	0.50			0.50			0.64			0.00			0.63

By Movement	Northbound Columbia St				Southbound Columbia St				Eastbound Mill Plain Blvd				Westbound Mill Plain Blvd				Total
	L	T	R	Total	L	T	R	Total	L	T	R	Total	L	T	R	Total	
Volume	0	0	2	2	0	2	0	2	0	46	0	46	0	0	0	0	50
PHF	0.00	0.00	0.50	0.50	0.00	0.50	0.00	0.50	0.00	0.64	0.00	0.64	0.00	0.00	0.00	0.00	0.63

Heavy Vehicle Rolling Hour Summary 4:00 PM to 6:00 PM

Interval Start Time	Northbound Columbia St				Southbound Columbia St				Eastbound Mill Plain Blvd				Westbound Mill Plain Blvd				Interval Total
	L	T	R	Total	L	T	R	Total	L	T	R	Total	L	T	R	Total	
16:00	0	0	4	4	0	3	0	3	0	50	0	50	0	0	0	0	57
16:15	0	0	2	2	0	2	0	2	0	46	0	46	0	0	0	0	50
16:30	0	0	2	2	0	1	0	1	0	34	0	34	0	0	0	0	37
16:45	0	0	4	4	0	1	0	1	0	25	0	25	0	0	0	0	30
17:00	0	0	3	3	0	2	0	2	0	17	0	17	0	0	0	0	22

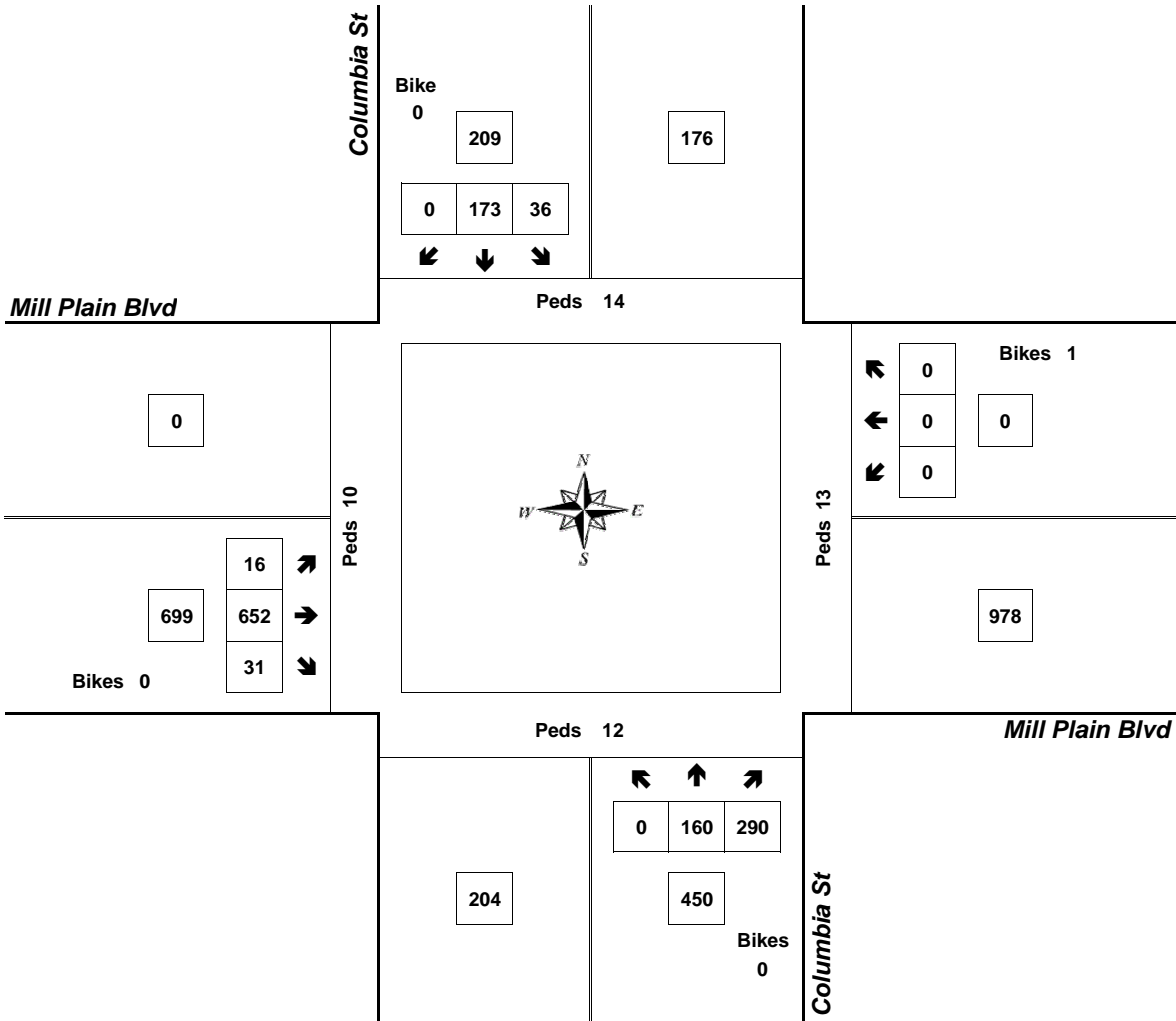
Peak Hour Summary



Clay Carney
(503) 833-2740

Columbia St & Mill Plain Blvd

4:15 PM to 5:15 PM
Wednesday, June 01, 2005



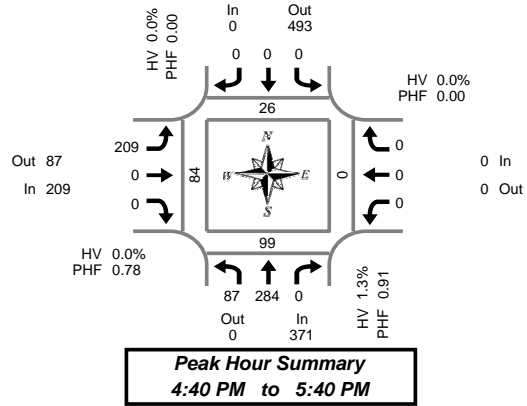
Approach	PHF	HV%	Volume
EB	0.83	6.6%	699
WB	0.00	0.0%	0
NB	0.81	0.4%	450
SB	0.84	1.0%	209
Intersection	0.88	3.7%	1,358

Count Period: 4:00 PM to 6:00 PM

Total Vehicle Summary



Clay Carney
(503) 833-2740



C St & 8th St

Thursday, June 02, 2005
4:00 PM to 6:00 PM

5-Minute Interval Summary 4:00 PM to 6:00 PM

Interval Start Time	Northbound C St				Southbound C St				Eastbound 8th St				Westbound 8th St				Interval Total	Pedestrians Crosswalk						
	L	T	R	Bikes	L	T	R	Bikes	L	T	R	Bikes	L	T	R	Bikes		North	South	East	West			
16:00	12	31	0	0	0	0	0	0	11	0	0	0	0	0	0	0	0	0	0	54	0	2	0	3
16:05	13	24	0	0	0	0	0	0	10	0	0	0	0	0	0	0	0	0	0	47	10	4	0	5
16:10	9	18	0	0	0	0	0	0	14	0	0	0	0	0	0	0	0	0	0	41	0	6	0	3
16:15	9	26	0	0	0	0	0	0	13	0	0	0	0	0	0	0	0	0	0	48	2	1	0	1
16:20	8	30	0	0	0	0	0	0	9	0	0	0	0	0	0	0	0	0	0	47	3	6	0	1
16:25	15	20	0	0	0	0	0	0	11	0	0	0	0	0	0	0	0	0	0	46	0	2	0	2
16:30	10	23	0	0	0	0	0	0	14	0	0	0	0	0	0	0	0	0	0	47	6	2	0	2
16:35	7	24	0	0	0	0	0	0	8	0	0	0	0	0	0	0	0	0	0	39	1	0	0	3
16:40	10	27	0	0	0	0	0	0	15	0	0	0	0	0	0	0	0	0	0	52	0	8	0	2
16:45	6	19	0	0	0	0	0	0	15	0	0	0	0	0	0	0	0	0	0	40	0	5	0	7
16:50	11	24	0	0	0	0	0	0	16	0	0	0	0	0	0	0	0	0	0	51	0	2	0	3
16:55	6	28	0	0	0	0	0	0	17	0	0	0	0	0	0	0	0	0	0	51	3	11	0	5
17:00	3	24	0	0	0	0	0	0	20	0	0	0	0	0	0	0	0	0	0	47	2	6	0	6
17:05	5	22	0	0	0	0	0	0	17	0	0	0	0	0	0	0	0	0	0	44	1	3	0	16
17:10	7	23	0	1	0	0	0	0	30	0	0	1	0	0	0	0	0	0	0	60	5	11	0	17
17:15	6	18	0	0	0	0	0	0	14	0	0	0	0	0	0	0	0	0	0	38	0	9	0	7
17:20	6	29	0	0	0	0	0	0	12	0	0	0	0	0	0	0	0	0	0	47	5	22	0	6
17:25	8	27	0	0	0	0	0	0	22	0	0	0	0	0	0	0	0	0	0	57	3	10	0	7
17:30	10	22	0	0	0	0	0	0	19	0	0	0	0	0	0	0	0	0	0	51	5	5	0	3
17:35	9	21	0	0	0	0	0	0	12	0	0	0	0	0	0	0	0	0	0	42	2	7	0	5
17:40	7	18	0	0	0	0	0	0	11	0	0	0	0	0	0	0	0	0	0	36	1	3	0	7
17:45	7	21	0	0	0	0	0	0	18	0	0	1	0	0	0	0	0	0	0	46	1	0	0	10
17:50	4	17	0	0	0	0	0	0	15	0	0	0	0	0	0	0	0	0	0	36	2	3	0	5
17:55	6	25	0	0	0	0	0	0	11	0	0	0	0	0	0	0	0	0	0	42	1	2	0	0
Total Survey	194	561	0	1	0	0	0	0	354	0	0	2	0	0	0	0	0	0	0	1,109	53	130	0	126

15-Minute Interval Summary 4:00 PM to 6:00 PM

Interval Start Time	Northbound C St				Southbound C St				Eastbound 8th St				Westbound 8th St				Interval Total	Pedestrians Crosswalk						
	L	T	R	Bikes	L	T	R	Bikes	L	T	R	Bikes	L	T	R	Bikes		North	South	East	West			
16:00	34	73	0	0	0	0	0	0	35	0	0	0	0	0	0	0	0	0	0	142	10	12	0	11
16:15	32	76	0	0	0	0	0	0	33	0	0	0	0	0	0	0	0	0	0	141	5	9	0	4
16:30	27	74	0	0	0	0	0	0	37	0	0	0	0	0	0	0	0	0	0	138	7	10	0	7
16:45	23	71	0	0	0	0	0	0	48	0	0	0	0	0	0	0	0	0	0	142	3	18	0	15
17:00	15	69	0	1	0	0	0	0	67	0	0	1	0	0	0	0	0	0	0	151	8	20	0	39
17:15	20	74	0	0	0	0	0	0	48	0	0	0	0	0	0	0	0	0	0	142	8	41	0	20
17:30	26	61	0	0	0	0	0	0	42	0	0	0	0	0	0	0	0	0	0	129	8	15	0	15
17:45	17	63	0	0	0	0	0	0	44	0	0	1	0	0	0	0	0	0	0	124	4	5	0	15
Total Survey	194	561	0	1	0	0	0	0	354	0	0	2	0	0	0	0	0	0	0	1,109	53	130	0	126

Peak Hour Summary 4:40 PM to 5:40 PM

By Approach	Northbound C St				Southbound C St				Eastbound 8th St				Westbound 8th St				Total	Pedestrians Crosswalk			
	In	Out	Total	Bikes	In	Out	Total	Bikes	In	Out	Total	Bikes	In	Out	Total	Bikes		North	South	East	West
Volume	371	0	371	1	0	493	493	0	209	87	296	1	0	0	0	0	580	26	99	0	84
%HV	1.3%				0.0%				0.0%				0.0%				0.9%				
PHF	0.91				0.00				0.78				0.00				0.94				

By Movement	Northbound C St				Southbound C St				Eastbound 8th St				Westbound 8th St				Total
	L	T	R	Total	L	T	R	Total	L	T	R	Total	L	T	R	Total	
Volume	87	284	0	371	0	0	0	0	209	0	0	209	0	0	0	0	580
%HV	2.3%	1.1%	0.0%	1.3%	0.0%	0.0%	0.0%	0.0%	0.0%	0.0%	0.0%	0.0%	0.0%	0.0%	0.0%	0.0%	0.9%
PHF	0.81	0.91	0.00	0.91	0.00	0.00	0.00	0.00	0.78	0.00	0.00	0.78	0.00	0.00	0.00	0.00	0.94

Rolling Hour Summary 4:00 PM to 6:00 PM

Interval Start Time	Northbound C St				Southbound C St				Eastbound 8th St				Westbound 8th St				Interval Total	Pedestrians Crosswalk						
	L	T	R	Bikes	L	T	R	Bikes	L	T	R	Bikes	L	T	R	Bikes		North	South	East	West			
16:00	116	294	0	0	0	0	0	0	153	0	0	0	0	0	0	0	0	0	0	563	25	49	0	37
16:15	97	290	0	1	0	0	0	0	185	0	0	1	0	0	0	0	0	0	0	572	23	57	0	65
16:30	85	288	0	1	0	0	0	0	200	0	0	1	0	0	0	0	0	0	0	573	26	89	0	81
16:45	84	275	0	1	0	0	0	0	205	0	0	1	0	0	0	0	0	0	0	564	27	94	0	89
17:00	78	267	0	1	0	0	0	0	201	0	0	2	0	0	0	0	0	0	0	546	28	81	0	89

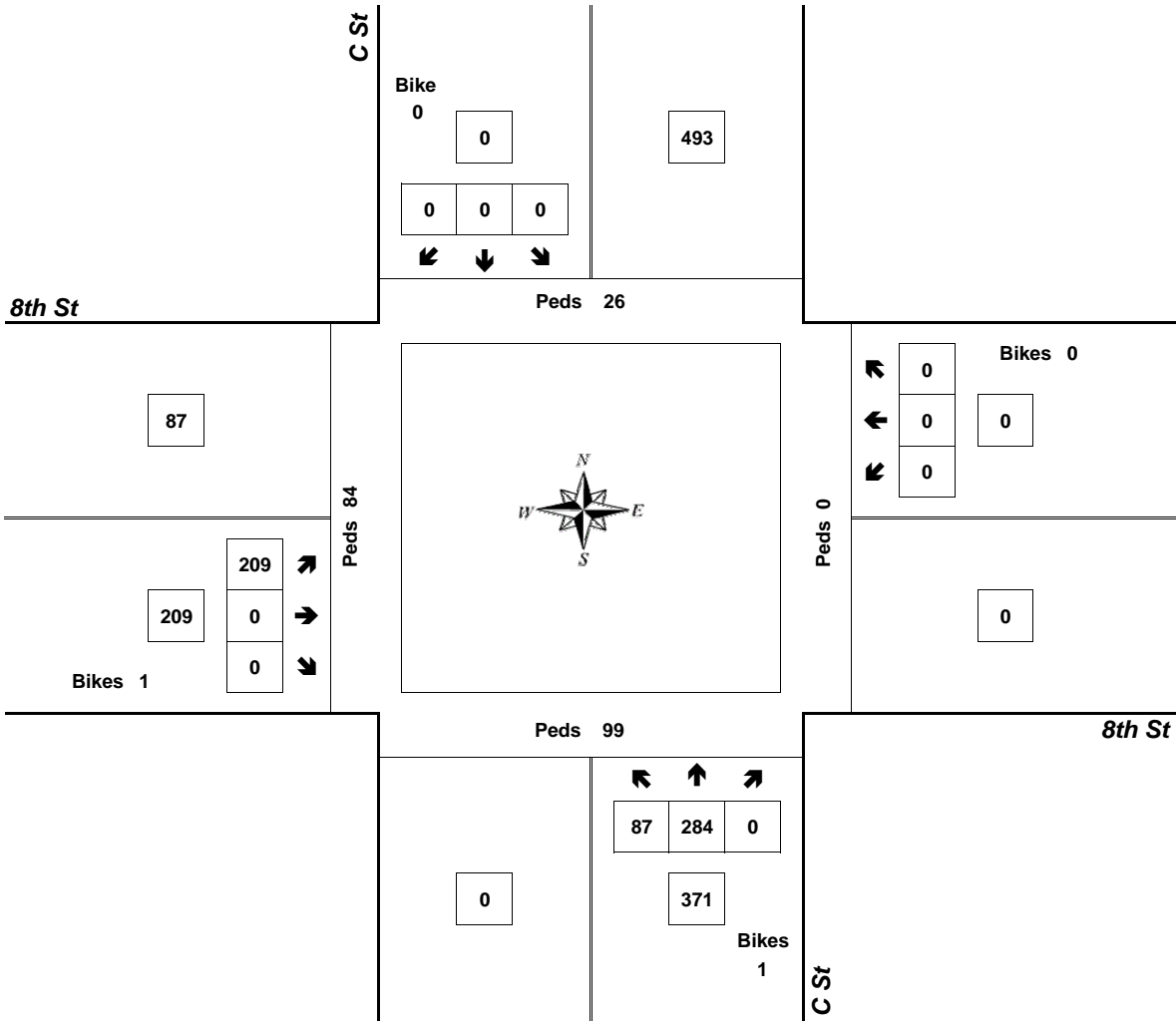
Peak Hour Summary



Clay Carney
(503) 833-2740

C St & 8th St

4:40 PM to 5:40 PM
Thursday, June 02, 2005



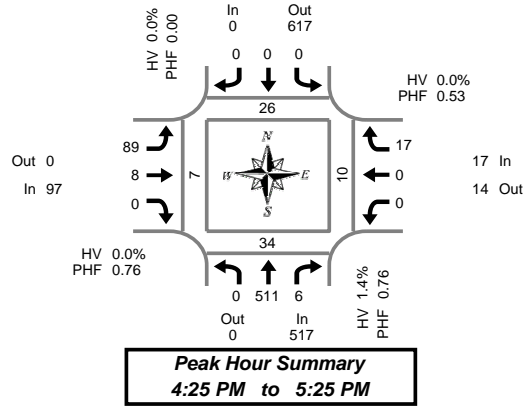
Approach	PHF	HV%	Volume
EB	0.78	0.0%	209
WB	0.00	0.0%	0
NB	0.91	1.3%	371
SB	0.00	0.0%	0
Intersection	0.94	0.9%	580

Count Period: 4:00 PM to 6:00 PM

Total Vehicle Summary



Clay Carney
(503) 833-2740



C St & 11th St

Wednesday, June 01, 2005

4:00 PM to 6:00 PM

5-Minute Interval Summary

4:00 PM to 6:00 PM

Interval Start Time	Northbound C St				Southbound C St				Eastbound 11th St				Westbound 11th St				Interval Total	Pedestrians Crosswalk						
	L	T	R	Bikes	L	T	R	Bikes	L	T	R	Bikes	L	T	R	Bikes		North	South	East	West			
16:00	0	35	1	0	0	0	0	0	2	0	0	0	0	0	0	0	0	0	0	38	1	1	1	0
16:05	0	27	0	0	0	0	0	0	1	1	0	0	0	0	0	1	0	0	0	30	2	0	0	0
16:10	0	31	1	0	0	0	0	0	3	0	0	0	0	0	0	2	0	0	0	37	1	2	2	0
16:15	0	43	0	0	0	0	0	0	6	0	0	0	0	0	0	0	0	0	0	49	0	1	1	1
16:20	0	29	0	0	0	0	0	0	3	0	0	0	0	0	0	1	0	0	0	33	1	2	3	0
16:25	0	48	1	0	0	0	0	0	4	0	0	0	0	0	2	0	0	0	0	55	1	0	1	1
16:30	0	39	0	0	0	0	0	0	1	5	0	0	0	0	0	3	0	0	0	47	2	1	2	0
16:35	0	35	0	0	0	0	0	0	0	10	0	0	0	0	0	1	0	0	0	46	0	1	0	2
16:40	0	30	1	0	0	0	0	0	0	4	0	0	0	0	0	1	0	0	0	36	3	2	1	0
16:45	0	40	0	0	0	0	0	0	0	12	2	0	0	0	0	1	0	0	0	55	0	1	0	1
16:50	0	40	0	0	0	0	0	0	0	7	2	0	0	0	0	0	0	0	0	49	1	2	0	0
16:55	0	29	0	0	0	0	0	0	0	5	0	0	0	0	0	0	0	0	0	34	1	1	1	1
17:00	0	37	0	0	0	0	0	0	0	6	1	0	0	0	0	1	0	0	0	45	1	2	3	0
17:05	0	46	2	0	0	0	0	0	0	10	2	0	0	0	0	1	0	0	0	61	3	7	1	1
17:10	0	49	1	0	0	0	0	0	0	11	0	0	1	0	0	4	0	0	0	65	8	8	0	0
17:15	0	56	1	0	0	0	0	0	0	9	0	0	1	0	0	3	0	0	0	69	4	7	1	0
17:20	0	62	0	0	0	0	0	0	0	6	1	0	0	0	0	0	0	0	0	69	2	2	0	1
17:25	0	43	0	0	0	0	0	0	0	0	0	0	0	0	0	0	0	0	0	43	3	2	3	2
17:30	0	43	1	1	0	0	0	0	0	7	1	0	0	0	0	0	0	0	0	52	5	1	0	0
17:35	0	29	0	1	0	0	0	0	1	3	0	0	0	0	0	0	0	0	0	32	0	0	1	0
17:40	0	31	0	0	0	0	0	0	0	1	0	0	0	0	0	1	0	0	0	33	4	1	3	2
17:45	0	38	0	0	0	0	0	0	0	3	0	0	0	0	0	2	0	0	0	43	8	1	0	0
17:50	0	32	1	0	0	0	0	0	0	5	0	0	0	0	0	0	0	0	0	38	0	0	0	2
17:55	0	23	0	0	0	0	0	0	0	3	1	0	0	0	0	0	0	0	0	27	0	1	0	0
Total Survey	0	915	10	2	0	0	0	2	126	11	0	2	0	0	24	0	0	0	0	1,086	51	46	24	14

15-Minute Interval Summary

4:00 PM to 6:00 PM

Interval Start Time	Northbound C St				Southbound C St				Eastbound 11th St				Westbound 11th St				Interval Total	Pedestrians Crosswalk						
	L	T	R	Bikes	L	T	R	Bikes	L	T	R	Bikes	L	T	R	Bikes		North	South	East	West			
16:00	0	93	2	0	0	0	0	0	6	1	0	0	0	0	3	0	0	0	0	105	4	3	3	0
16:15	0	120	1	0	0	0	0	0	13	0	0	0	0	0	3	0	0	0	0	137	2	3	5	2
16:30	0	104	1	0	0	0	0	1	19	0	0	0	0	0	5	0	0	0	0	129	5	4	3	2
16:45	0	109	0	0	0	0	0	0	24	4	0	0	0	0	1	0	0	0	0	138	2	4	1	2
17:00	0	132	3	0	0	0	0	0	27	3	0	1	0	0	6	0	0	0	0	171	12	17	4	1
17:15	0	161	1	0	0	0	0	0	15	1	0	1	0	0	3	0	0	0	0	181	9	11	4	3
17:30	0	103	1	2	0	0	0	1	11	1	0	0	0	0	1	0	0	0	0	117	9	2	4	2
17:45	0	93	1	0	0	0	0	0	11	1	0	0	0	0	2	0	0	0	0	108	8	2	0	2
Total Survey	0	915	10	2	0	0	0	2	126	11	0	2	0	0	24	0	0	0	0	1,086	51	46	24	14

Peak Hour Summary

4:25 PM to 5:25 PM

By Approach	Northbound C St				Southbound C St				Eastbound 11th St				Westbound 11th St				Total	Pedestrians Crosswalk			
	In	Out	Total	Bikes	In	Out	Total	Bikes	In	Out	Total	Bikes	In	Out	Total	Bikes		North	South	East	West
Volume	517	0	517	0	0	617	617	1	97	0	97	2	17	14	31	0	631	26	34	10	7
%HV	1.4%				0.0%				0.0%				0.0%				1.1%				
PHF	0.76				0.00				0.76				0.53				0.78				

By Movement	Northbound C St				Southbound C St				Eastbound 11th St				Westbound 11th St				Total
	L	T	R	Total	L	T	R	Total	L	T	R	Total	L	T	R	Total	
Volume	0	511	6	517	0	0	0	0	89	8	0	97	0	0	17	17	631
%HV	0.0%	1.4%	0.0%	1.4%	0.0%	0.0%	0.0%	0.0%	0.0%	0.0%	0.0%	0.0%	0.0%	0.0%	0.0%	0.0%	1.1%
PHF	0.00	0.76	0.38	0.76	0.00	0.00	0.00	0.00	0.74	0.50	0.00	0.76	0.00	0.00	0.53	0.53	0.78

Rolling Hour Summary

4:00 PM to 6:00 PM

Interval Start Time	Northbound C St				Southbound C St				Eastbound 11th St				Westbound 11th St				Interval Total	Pedestrians Crosswalk						
	L	T	R	Bikes	L	T	R	Bikes	L	T	R	Bikes	L	T	R	Bikes		North	South	East	West			
16:00	0	426	4	0	0	0	0	1	62	5	0	0	0	0	12	0	0	0	0	509	13	14	12	6
16:15	0	465	5	0	0	0	0	1	83	7	0	1	0	0	15	0	0	0	0	575	21	28	13	7
16:30	0	506	5	0	0	0	0	1	85	8	0	2	0	0	15	0	0	0	0	619	28	36	12	8
16:45	0	505	5	2	0	0	0	1	77	9	0	2	0	0	11	0	0	0	0	607	32	34	13	8
17:00	0	489	6	2	0	0	0	1	64	6	0	2	0	0	12	0	0	0	0	577	38	32	12	8

Peak Hour Summary

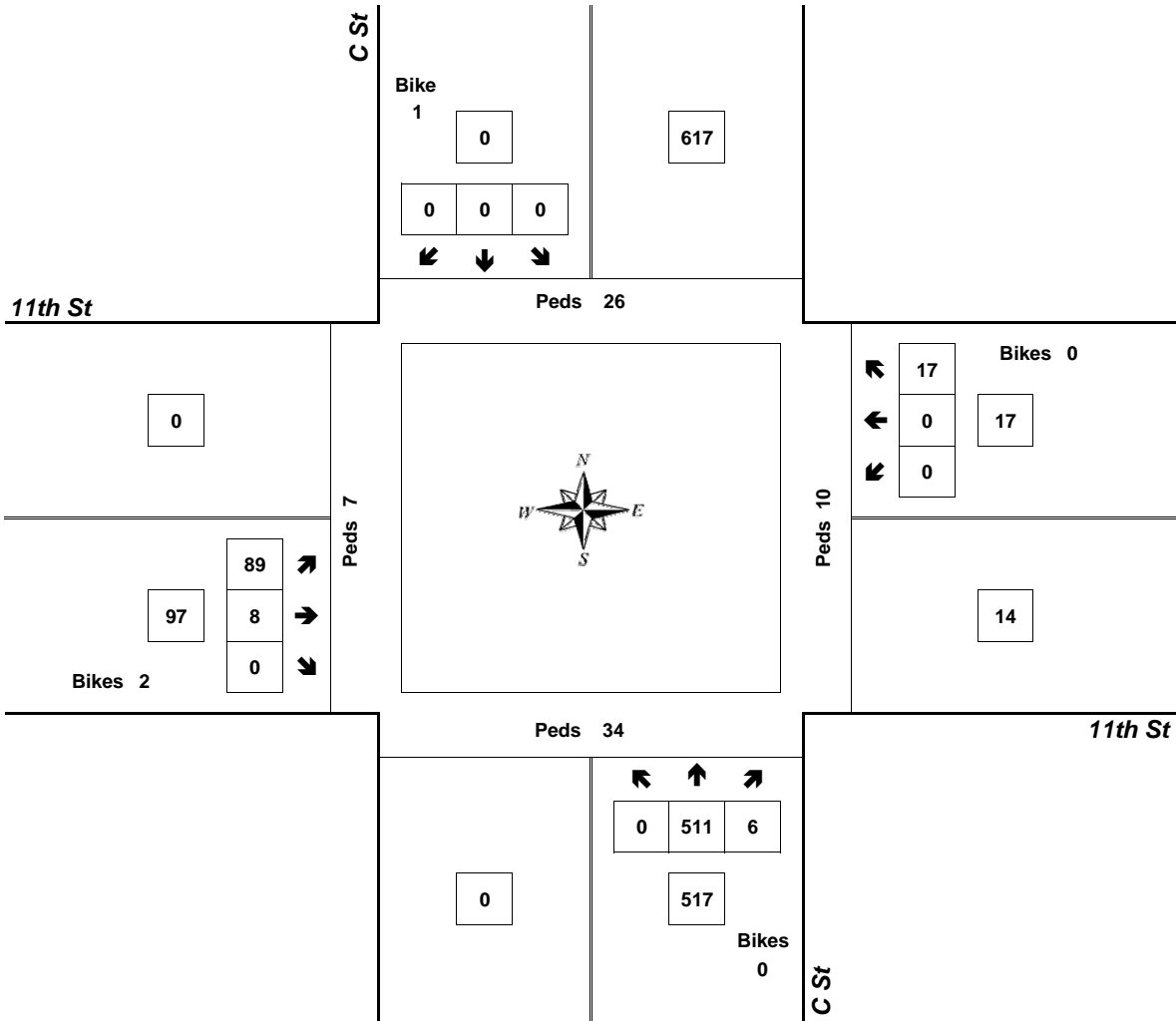


Clay Carney
(503) 833-2740

C St & 11th St

4:25 PM to 5:25 PM

Wednesday, June 01, 2005



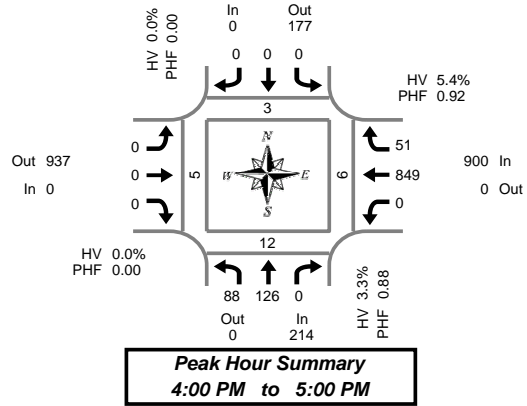
Approach	PHF	HV%	Volume
EB	0.76	0.0%	97
WB	0.53	0.0%	17
NB	0.76	1.4%	517
SB	0.00	0.0%	0
Intersection	0.78	1.1%	631

Count Period: 4:00 PM to 6:00 PM

Total Vehicle Summary



Clay Carney
(503) 833-2740



C St & 15th St

Thursday, May 26, 2005
4:00 PM to 6:00 PM

5-Minute Interval Summary 4:00 PM to 5:50 PM

Interval Start Time	Northbound C St				Southbound C St				Eastbound 15th St				Westbound 15th St				Interval Total	Pedestrians Crosswalk			
	L	T	R	Bikes	L	T	R	Bikes	L	T	R	Bikes	L	T	R	Bikes		North	South	East	West
16:00	22	39	0	0	0	0	0	0	0	0	0	0	0	233	12	0	306	0	3	1	0
16:15	21	33	0	0	0	0	0	0	0	0	0	1	0	185	8	0	247	3	6	2	3
16:30	20	20	0	0	0	0	0	0	0	0	0	0	0	219	15	0	274	0	2	1	1
16:45	25	34	0	0	0	0	0	0	0	0	0	0	0	212	16	0	287	0	1	2	1
17:00	22	46	0	0	0	0	0	1	0	0	0	0	0	168	12	0	248	0	0	0	1
17:15	24	40	0	0	0	0	0	0	0	0	0	0	0	145	5	1	214	0	2	0	3
17:30	24	28	0	0	0	0	0	0	0	0	0	0	0	157	8	0	217	1	0	0	1
17:45	15	29	0	0	0	0	0	1	0	0	0	0	0	171	20	0	235	4	0	0	1
Total Survey	173	269	0	0	0	0	0	2	0	0	0	1	0	1,490	96	1	2,028	8	14	6	11

15-Minute Interval Summary 4:00 PM to 6:00 PM

Interval Start Time	Northbound C St				Southbound C St				Eastbound 15th St				Westbound 15th St				Interval Total	Pedestrians Crosswalk			
	L	T	R	Bikes	L	T	R	Bikes	L	T	R	Bikes	L	T	R	Bikes		North	South	East	West
16:00	22	39	0	0	0	0	0	0	0	0	0	0	0	233	12	0	306	0	3	1	0
16:15	21	33	0	0	0	0	0	0	0	0	0	1	0	185	8	0	247	3	6	2	3
16:30	20	20	0	0	0	0	0	0	0	0	0	0	0	219	15	0	274	0	2	1	1
16:45	25	34	0	0	0	0	0	0	0	0	0	0	0	212	16	0	287	0	1	2	1
17:00	22	46	0	0	0	0	0	1	0	0	0	0	0	168	12	0	248	0	0	0	1
17:15	24	40	0	0	0	0	0	0	0	0	0	0	0	145	5	1	214	0	2	0	3
17:30	24	28	0	0	0	0	0	0	0	0	0	0	0	157	8	0	217	1	0	0	1
17:45	15	29	0	0	0	0	0	1	0	0	0	0	0	171	20	0	235	4	0	0	1
Total Survey	173	269	0	0	0	0	0	2	0	0	0	1	0	1,490	96	1	2,028	8	14	6	11

Peak Hour Summary 4:00 PM to 5:00 PM

By Approach	Northbound C St				Southbound C St				Eastbound 15th St				Westbound 15th St				Total	Pedestrians Crosswalk			
	In	Out	Total	Bikes	In	Out	Total	Bikes	In	Out	Total	Bikes	In	Out	Total	Bikes		North	South	East	West
Volume	214	0	214	0	0	177	177	0	0	937	937	1	900	0	900	0	1,114	3	12	6	5
%HV	3.3%				0.0%				0.0%				5.4%				5.0%				
PHF	0.88				0.00				0.00				0.92				0.91				

By Movement	Northbound C St				Southbound C St				Eastbound 15th St				Westbound 15th St				Total
	L	T	R	Total	L	T	R	Total	L	T	R	Total	L	T	R	Total	
Volume	88	126	0	214	0	0	0	0	0	0	0	0	0	849	51	900	1,114
%HV	4.5%	2.4%	0.0%	3.3%	0.0%	0.0%	0.0%	0.0%	0.0%	0.0%	0.0%	0.0%	0.0%	5.7%	2.0%	5.4%	5.0%
PHF	0.88	0.81	0.00	0.88	0.00	0.00	0.00	0.00	0.00	0.00	0.00	0.00	0.00	0.91	0.80	0.92	0.91

Rolling Hour Summary 4:00 PM to 6:00 PM

Interval Start Time	Northbound C St				Southbound C St				Eastbound 15th St				Westbound 15th St				Interval Total	Pedestrians Crosswalk			
	L	T	R	Bikes	L	T	R	Bikes	L	T	R	Bikes	L	T	R	Bikes		North	South	East	West
16:00	88	126	0	0	0	0	0	0	0	0	0	1	0	849	51	0	1,114	3	12	6	5
16:15	88	133	0	0	0	0	0	1	0	0	0	1	0	784	51	0	1,056	3	9	5	6
16:30	91	140	0	0	0	0	0	1	0	0	0	0	0	744	48	1	1,023	0	5	3	6
16:45	95	148	0	0	0	0	0	1	0	0	0	0	0	682	41	1	966	1	3	2	6
17:00	85	143	0	0	0	0	0	2	0	0	0	0	0	641	45	1	914	5	2	0	6

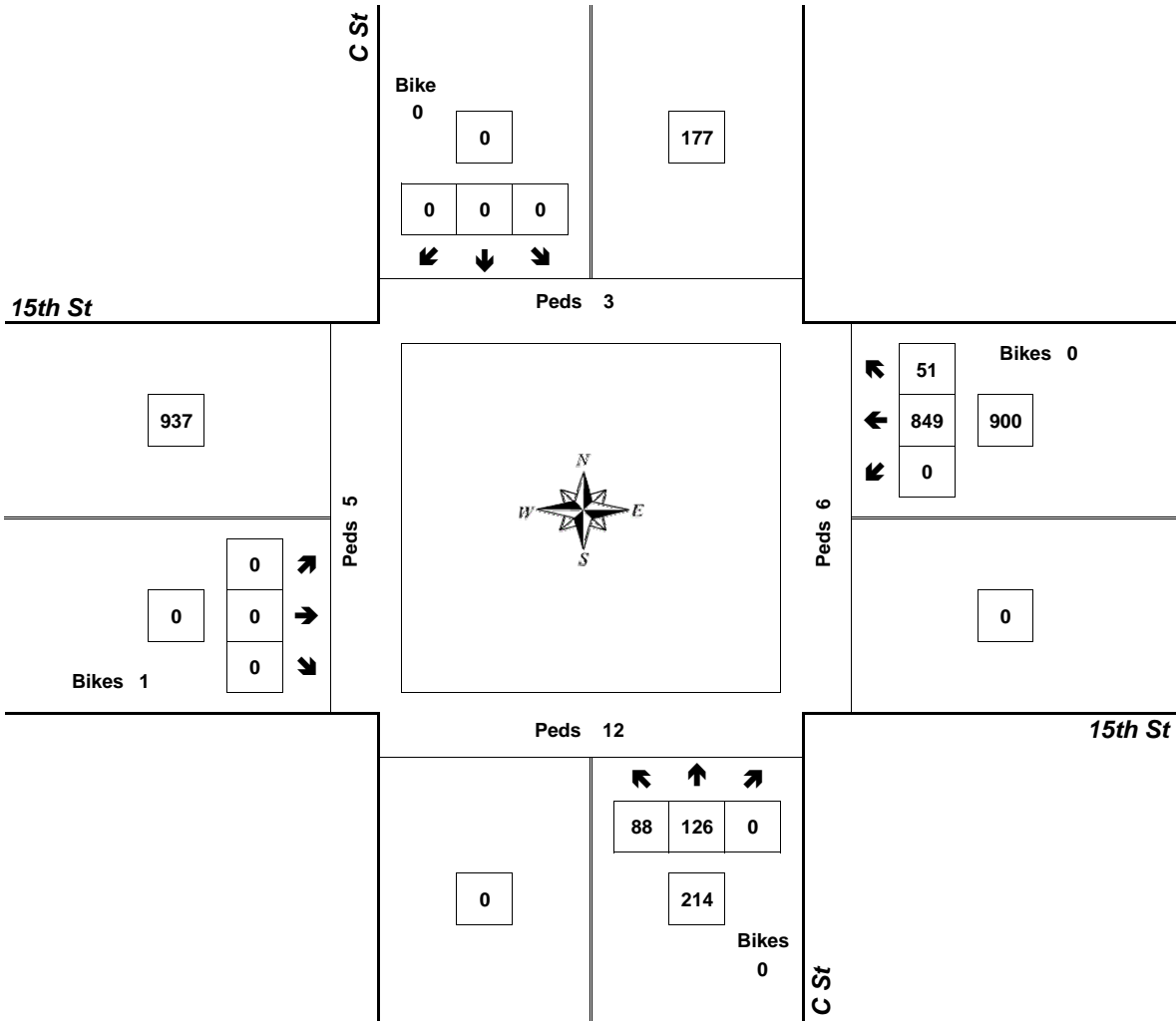
Peak Hour Summary



Clay Carney
(503) 833-2740

C St & 15th St

4:00 PM to 5:00 PM
Thursday, May 26, 2005



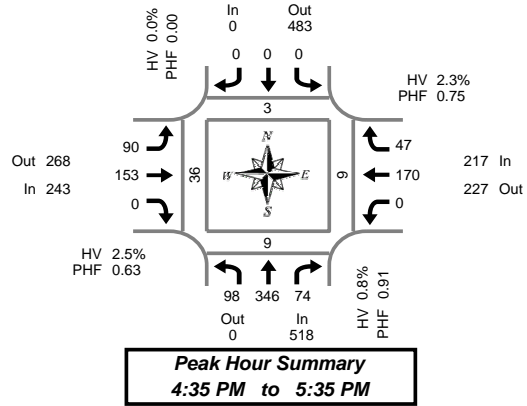
Approach	PHF	HV%	Volume
EB	0.00	0.0%	0
WB	0.92	5.4%	900
NB	0.88	3.3%	214
SB	0.00	0.0%	0
Intersection	0.91	5.0%	1,114

Count Period: 4:00 PM to 6:00 PM

Total Vehicle Summary



Clay Carney
(503) 833-2740



C St & Evergreen Blvd

Thursday, June 02, 2005
4:00 PM to 6:00 PM

Peak Hour Summary
4:35 PM to 5:35 PM

5-Minute Interval Summary

4:00 PM to 6:00 PM

Interval Start Time	Northbound C St				Southbound C St				Eastbound Evergreen Blvd				Westbound Evergreen Blvd				Interval Total	Pedestrians Crosswalk			
	L	T	R	Bikes	L	T	R	Bikes	L	T	R	Bikes	L	T	R	Bikes		North	South	East	West
16:00	10	25	4	0	0	0	0	0	5	11	0	0	12	5	0	0	72	0	0	0	0
16:05	8	20	9	0	0	0	0	0	9	11	0	0	11	4	0	0	72	0	0	0	3
16:10	9	25	6	0	0	0	0	0	11	16	0	0	15	5	0	0	87	0	0	1	1
16:15	12	28	3	0	0	0	0	0	3	10	0	0	14	3	0	0	73	2	0	0	0
16:20	5	25	4	0	0	0	0	0	2	7	0	0	13	2	0	0	58	0	0	0	0
16:25	7	25	1	0	0	0	0	0	7	9	0	0	18	1	0	0	68	0	0	2	0
16:30	6	19	7	0	0	0	0	0	3	4	0	0	20	4	0	0	63	0	1	3	0
16:35	12	17	6	0	0	0	0	0	2	11	0	0	14	2	1	0	64	0	1	2	1
16:40	9	29	7	0	0	0	0	0	6	13	0	0	16	4	0	0	84	1	0	1	2
16:45	8	24	5	0	0	0	0	0	8	8	0	0	25	6	0	0	84	0	0	2	2
16:50	10	25	8	0	0	0	0	0	8	6	0	0	11	2	0	0	70	0	1	0	4
16:55	10	31	8	0	0	0	0	0	5	6	0	0	10	2	0	0	72	0	0	0	2
17:00	7	32	2	0	0	0	0	0	5	10	0	0	12	3	0	0	71	0	0	1	1
17:05	10	30	4	0	0	0	0	0	13	12	0	0	14	2	0	0	85	0	1	0	3
17:10	9	38	11	0	0	0	0	0	15	24	0	0	14	7	0	0	118	0	2	1	9
17:15	8	23	6	0	0	0	0	0	14	19	0	0	16	6	0	0	92	2	2	1	4
17:20	8	30	6	1	0	0	0	0	4	19	0	0	18	11	0	0	96	0	0	1	4
17:25	5	35	5	0	0	0	0	0	5	16	0	0	9	0	0	0	75	0	1	0	2
17:30	2	32	6	0	0	0	0	0	5	9	0	0	11	2	0	0	67	0	1	0	2
17:35	9	21	3	0	0	0	0	0	2	16	0	0	8	5	0	0	64	0	0	3	0
17:40	7	24	3	0	0	0	0	0	6	11	0	0	6	2	0	0	59	2	1	1	2
17:45	4	34	5	0	0	0	0	0	9	6	0	0	9	2	0	0	69	0	0	0	2
17:50	2	30	2	0	0	0	0	0	3	4	0	0	7	4	0	0	52	0	1	2	2
17:55	4	30	4	0	0	0	0	0	7	7	0	0	9	6	0	0	67	0	1	2	0
Total Survey	181	652	125	1	0	0	0	0	157	265	0	0	312	90	1	1,782	7	13	23	46	

15-Minute Interval Summary

4:00 PM to 6:00 PM

Interval Start Time	Northbound C St				Southbound C St				Eastbound Evergreen Blvd				Westbound Evergreen Blvd				Interval Total	Pedestrians Crosswalk			
	L	T	R	Bikes	L	T	R	Bikes	L	T	R	Bikes	L	T	R	Bikes		North	South	East	West
16:00	27	70	19	0	0	0	0	0	25	38	0	0	38	14	0	0	231	0	0	1	4
16:15	24	78	8	0	0	0	0	0	12	26	0	0	45	6	0	0	199	2	0	2	0
16:30	27	65	20	0	0	0	0	0	11	28	0	0	50	10	1	0	211	1	2	6	3
16:45	28	80	21	0	0	0	0	0	21	20	0	0	46	10	0	0	226	0	1	2	8
17:00	26	100	17	0	0	0	0	0	33	46	0	0	40	12	0	0	274	0	3	2	13
17:15	21	88	17	1	0	0	0	0	23	54	0	0	43	17	0	0	263	2	3	2	10
17:30	18	77	12	0	0	0	0	0	13	36	0	0	25	9	0	0	190	2	2	4	4
17:45	10	94	11	0	0	0	0	0	19	17	0	0	25	12	0	0	188	0	2	4	4
Total Survey	181	652	125	1	0	0	0	0	157	265	0	0	312	90	1	1,782	7	13	23	46	

Peak Hour Summary

4:35 PM to 5:35 PM

By Approach	Northbound C St				Southbound C St				Eastbound Evergreen Blvd				Westbound Evergreen Blvd				Total	Pedestrians Crosswalk			
	In	Out	Total	Bikes	In	Out	Total	Bikes	In	Out	Total	Bikes	In	Out	Total	Bikes		North	South	East	West
Volume	518	0	518	1	0	483	483	0	243	268	511	0	217	227	444	1	978	3	9	9	36
%HV	0.8%				0.0%				2.5%				2.3%				1.5%				
PHF	0.91				0.00				0.63				0.75				0.80				

By Movement	Northbound C St				Southbound C St				Eastbound Evergreen Blvd				Westbound Evergreen Blvd				Total
	L	T	R	Total	L	T	R	Total	L	T	R	Total	L	T	R	Total	
Volume	98	346	74	518	0	0	0	0	90	153	0	243	0	170	47	217	978
%HV	1.0%	0.9%	0.0%	0.8%	0.0%	0.0%	0.0%	0.0%	0.0%	3.9%	0.0%	2.5%	0.0%	2.4%	2.1%	2.3%	1.5%
PHF	0.84	0.87	0.80	0.91	0.00	0.00	0.00	0.00	0.54	0.62	0.00	0.63	0.00	0.77	0.49	0.75	0.80

Rolling Hour Summary

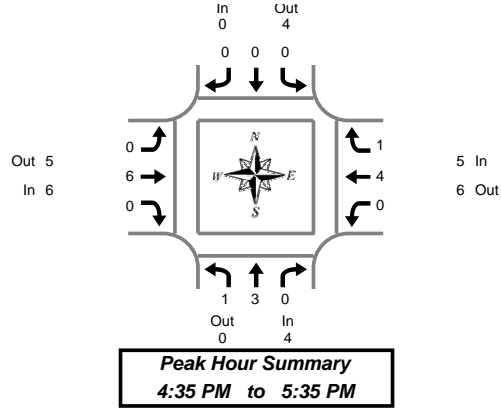
4:00 PM to 6:00 PM

Interval Start Time	Northbound C St				Southbound C St				Eastbound Evergreen Blvd				Westbound Evergreen Blvd				Interval Total	Pedestrians Crosswalk			
	L	T	R	Bikes	L	T	R	Bikes	L	T	R	Bikes	L	T	R	Bikes		North	South	East	West
16:00	106	293	68	0	0	0	0	0	69	112	0	0	179	40	1	0	867	3	3	11	15
16:15	105	323	66	0	0	0	0	0	77	120	0	0	181	38	1	0	910	3	6	12	24
16:30	102	333	75	1	0	0	0	0	88	148	0	0	179	49	1	0	974	3	9	12	34
16:45	93	345	67	1	0	0	0	0	90	156	0	0	154	48	0	0	953	4	9	10	35
17:00	75	359	57	1	0	0	0	0	88	153	0	0	133	50	0	0	915	4	10	12	31

Heavy Vehicle Summary



Clay Carney
(503) 833-2740



C St & Evergreen Blvd

Thursday, June 02, 2005
4:00 PM to 6:00 PM

Heavy Vehicle 5-Minute Interval Summary 4:00 PM to 6:00 PM

Interval Start Time	Northbound C St				Southbound C St				Eastbound Evergreen Blvd				Westbound Evergreen Blvd				Interval Total
	L	T	R	Total	L	T	R	Total	L	T	R	Total	L	T	R	Total	
16:00	1	1	0	2	0	0	0	0	0	0	0	0	0	0	1	1	3
16:05	0	0	0	0	0	0	0	0	0	1	0	0	1	0	0	0	1
16:10	0	0	0	0	0	0	0	0	0	0	1	0	1	0	1	0	2
16:15	1	0	0	1	0	0	0	0	0	0	1	0	1	0	1	0	3
16:20	0	2	0	2	0	0	0	0	0	0	1	0	1	0	1	0	4
16:25	0	0	0	0	0	0	0	0	0	0	1	0	1	0	0	0	1
16:30	0	0	0	0	0	0	0	0	0	0	0	0	0	0	0	0	0
16:35	1	0	0	1	0	0	0	0	0	0	1	0	1	0	0	0	2
16:40	0	0	0	0	0	0	0	0	0	0	0	0	0	1	0	1	1
16:45	0	0	0	0	0	0	0	0	0	0	0	0	0	0	1	1	1
16:50	0	1	0	1	0	0	0	0	0	0	1	0	1	0	0	0	2
16:55	0	0	0	0	0	0	0	0	0	0	1	0	1	0	0	0	1
17:00	0	0	0	0	0	0	0	0	0	0	0	0	0	0	0	0	0
17:05	0	0	0	0	0	0	0	0	0	0	0	0	0	0	0	0	0
17:10	0	0	0	0	0	0	0	0	0	0	1	0	1	0	0	0	1
17:15	0	0	0	0	0	0	0	0	0	0	0	0	0	1	0	1	1
17:20	0	0	0	0	0	0	0	0	0	0	1	0	1	0	1	0	2
17:25	0	1	0	1	0	0	0	0	0	0	0	0	0	1	0	1	2
17:30	0	1	0	1	0	0	0	0	0	0	1	0	1	0	0	0	2
17:35	0	1	0	1	0	0	0	0	0	0	1	0	1	0	0	0	2
17:40	0	0	0	0	0	0	0	0	0	0	0	0	0	1	0	1	1
17:45	0	0	0	0	0	0	0	0	0	0	0	0	0	1	0	1	1
17:50	0	1	0	1	0	0	0	0	0	0	1	0	1	0	0	0	2
17:55	0	0	0	0	0	0	0	0	0	0	0	0	0	1	0	1	1
Total Survey	3	8	0	11	0	0	0	0	1	12	0	13	0	10	2	12	36

Heavy Vehicle 15-Minute Interval Summary 4:00 PM to 6:00 PM

Interval Start Time	Northbound C St				Southbound C St				Eastbound Evergreen Blvd				Westbound Evergreen Blvd				Interval Total
	L	T	R	Total	L	T	R	Total	L	T	R	Total	L	T	R	Total	
16:00	1	1	0	2	0	0	0	0	1	1	0	2	0	1	1	2	6
16:15	1	2	0	3	0	0	0	0	0	3	0	3	0	2	0	2	8
16:30	1	0	0	1	0	0	0	0	0	1	0	1	0	1	0	1	3
16:45	0	1	0	1	0	0	0	0	0	2	0	2	0	0	1	1	4
17:00	0	0	0	0	0	0	0	0	0	1	0	1	0	0	0	0	1
17:15	0	1	0	1	0	0	0	0	0	1	0	1	0	3	0	3	5
17:30	0	2	0	2	0	0	0	0	0	2	0	2	0	1	0	1	5
17:45	0	1	0	1	0	0	0	0	0	1	0	1	0	2	0	2	4
Total Survey	3	8	0	11	0	0	0	0	1	12	0	13	0	10	2	12	36

Heavy Vehicle Peak Hour Summary 4:35 PM to 5:35 PM

By Approach	Northbound C St			Southbound C St			Eastbound Evergreen Blvd			Westbound Evergreen Blvd			Total
	In	Out	Total	In	Out	Total	In	Out	Total	In	Out	Total	
Volume	4	0	4	0	4	4	6	5	11	5	6	11	15
PHF	0.50			0.00			0.75			0.42			0.63

By Movement	Northbound C St				Southbound C St				Eastbound Evergreen Blvd				Westbound Evergreen Blvd				Total
	L	T	R	Total	L	T	R	Total	L	T	R	Total	L	T	R	Total	
Volume	1	3	0	4	0	0	0	0	0	6	0	6	0	4	1	5	15
PHF	0.25	0.38	0.00	0.50	0.00	0.00	0.00	0.00	0.00	0.75	0.00	0.75	0.00	0.33	0.25	0.42	0.63

Heavy Vehicle Rolling Hour Summary 4:00 PM to 6:00 PM

Interval Start Time	Northbound C St				Southbound C St				Eastbound Evergreen Blvd				Westbound Evergreen Blvd				Interval Total
	L	T	R	Total	L	T	R	Total	L	T	R	Total	L	T	R	Total	
16:00	3	4	0	7	0	0	0	0	1	7	0	8	0	4	2	6	21
16:15	2	3	0	5	0	0	0	0	0	7	0	7	0	3	1	4	16
16:30	1	2	0	3	0	0	0	0	0	5	0	5	0	4	1	5	13
16:45	0	4	0	4	0	0	0	0	0	6	0	6	0	4	1	5	15
17:00	0	4	0	4	0	0	0	0	0	5	0	5	0	6	0	6	15

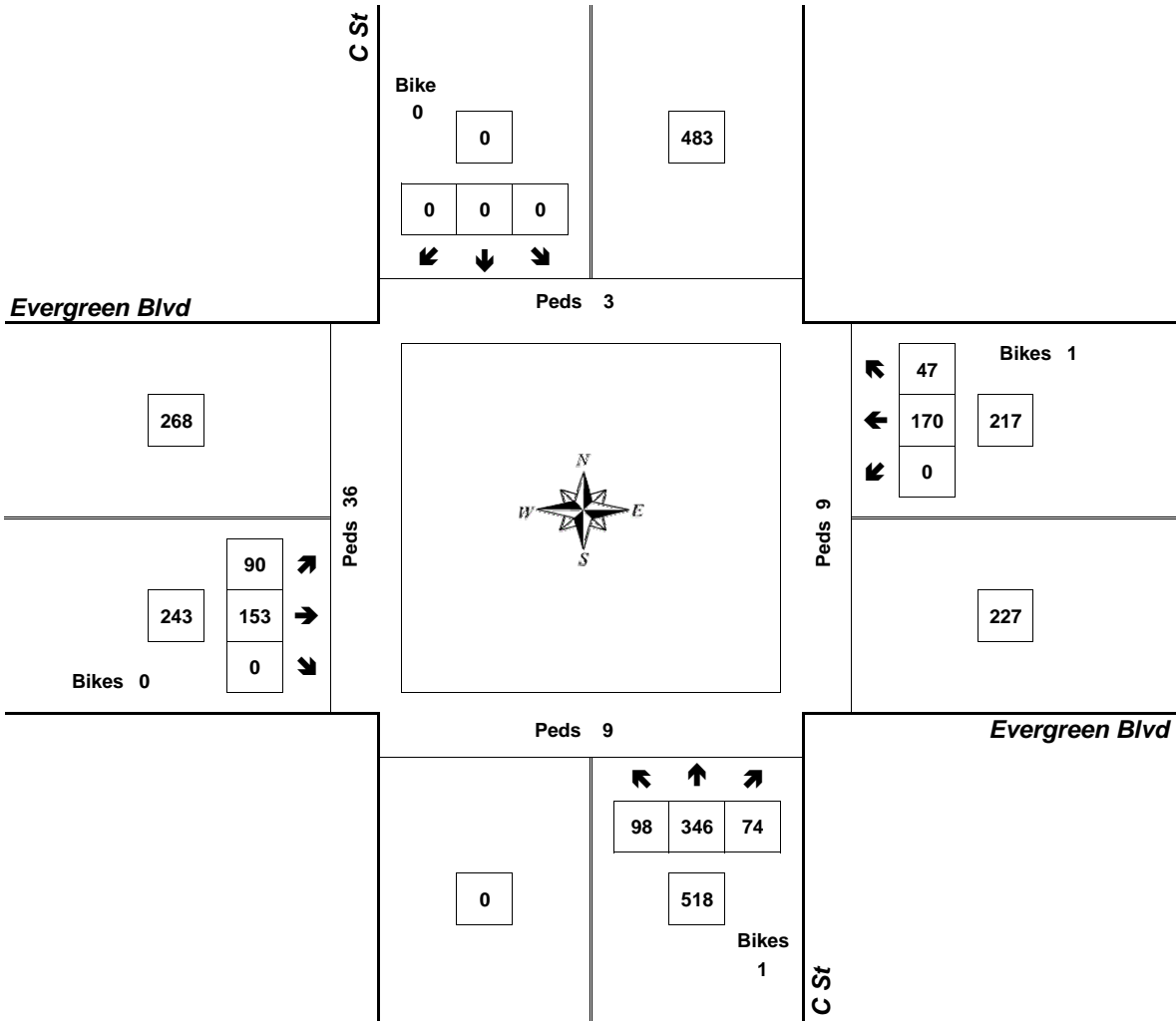
Peak Hour Summary



Clay Carney
(503) 833-2740

C St & Evergreen Blvd

4:35 PM to 5:35 PM
Thursday, June 02, 2005



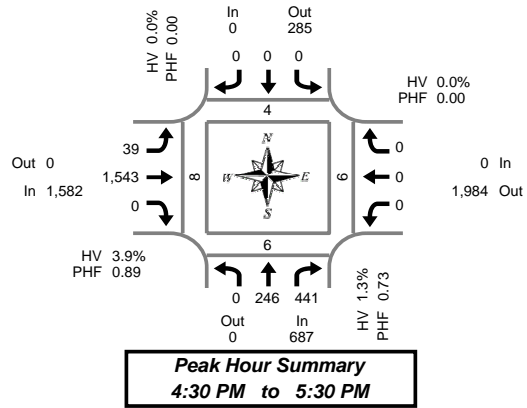
Approach	PHF	HV%	Volume
EB	0.63	2.5%	243
WB	0.75	2.3%	217
NB	0.91	0.8%	518
SB	0.00	0.0%	0
Intersection	0.80	1.5%	978

Count Period: 4:00 PM to 6:00 PM

Total Vehicle Summary



Clay Carney
(503) 833-2740



C St & Mill Plain Blvd

Wednesday, June 01, 2005

4:00 PM to 6:00 PM

5-Minute Interval Summary 4:00 PM to 6:00 PM

Interval Start Time	Northbound C St				Southbound C St				Eastbound Mill Plain Blvd				Westbound Mill Plain Blvd				Interval Total	Pedestrians Crosswalk						
	L	T	R	Bikes	L	T	R	Bikes	L	T	R	Bikes	L	T	R	Bikes		North	South	East	West			
16:00	0	21	25	0	0	0	0	0	5	97	0	0	0	0	0	0	0	0	0	148	0	2	0	3
16:05	0	17	16	0	0	0	0	0	3	86	0	0	0	0	0	0	0	0	0	122	0	0	0	0
16:10	0	20	29	0	0	0	0	0	4	137	0	0	0	0	0	0	0	0	0	190	0	2	0	0
16:15	0	26	27	0	0	0	0	0	4	144	0	0	0	0	0	0	0	0	0	201	3	0	0	0
16:20	0	24	23	0	0	0	0	1	8	122	0	0	0	0	0	0	0	1	1	177	0	0	0	0
16:25	0	11	33	0	0	0	0	0	12	100	0	0	0	0	0	0	0	0	0	156	0	0	1	0
16:30	0	19	40	0	0	0	0	0	2	122	0	0	0	0	0	0	0	0	0	183	0	1	2	0
16:35	0	15	27	0	0	0	0	0	2	117	0	0	0	0	0	0	0	0	0	161	0	0	0	0
16:40	0	18	28	0	0	0	0	0	3	157	0	0	0	0	0	0	0	0	0	206	1	0	0	2
16:45	0	20	29	0	0	0	0	0	2	128	0	0	0	0	0	0	0	0	0	179	0	2	1	1
16:50	0	16	23	0	0	0	0	0	5	101	0	0	0	0	0	0	0	0	0	145	1	0	0	1
16:55	0	20	27	0	0	0	0	0	2	105	0	0	0	0	0	0	0	0	0	154	0	0	0	0
17:00	0	22	31	0	0	0	0	0	2	101	0	0	0	0	0	0	0	0	0	156	0	0	1	0
17:05	0	15	45	0	0	0	0	0	3	140	0	0	0	0	0	0	0	0	0	203	0	1	0	1
17:10	0	29	55	0	0	0	0	0	7	155	0	0	0	0	0	0	0	0	0	246	1	0	1	0
17:15	0	29	57	0	0	0	0	0	5	133	0	0	0	0	0	0	0	0	0	224	0	0	0	0
17:20	0	18	47	0	0	0	0	0	3	137	0	0	0	0	0	0	0	0	0	205	1	0	1	1
17:25	0	25	32	0	0	0	0	0	3	147	0	0	0	0	0	0	0	0	0	207	0	2	0	2
17:30	0	13	39	0	0	0	0	0	4	123	0	0	0	0	0	0	0	0	0	179	0	1	0	1
17:35	0	15	27	0	0	0	0	0	2	104	0	0	0	0	0	0	0	0	0	148	0	0	1	0
17:40	0	22	34	0	0	0	0	0	4	129	0	0	0	0	0	0	0	0	0	189	0	0	1	0
17:45	0	19	35	0	0	0	0	0	2	97	0	0	0	0	0	0	0	0	0	153	0	0	0	0
17:50	0	20	25	1	0	0	0	0	3	93	0	0	0	0	0	0	0	0	0	141	0	1	0	0
17:55	0	11	22	0	0	0	0	0	1	91	0	0	0	0	0	0	0	0	0	125	0	0	0	0
Total Survey	0	465	776	1	0	0	0	1	91	2,866	0	0	0	0	0	0	1	4,198	7	12	9	12		

15-Minute Interval Summary 4:00 PM to 6:00 PM

Interval Start Time	Northbound C St				Southbound C St				Eastbound Mill Plain Blvd				Westbound Mill Plain Blvd				Interval Total	Pedestrians Crosswalk						
	L	T	R	Bikes	L	T	R	Bikes	L	T	R	Bikes	L	T	R	Bikes		North	South	East	West			
16:00	0	58	70	0	0	0	0	0	12	320	0	0	0	0	0	0	0	0	0	460	0	4	0	3
16:15	0	61	83	0	0	0	0	1	24	366	0	0	0	0	0	0	1	1	1	534	3	0	1	0
16:30	0	52	95	0	0	0	0	0	7	396	0	0	0	0	0	0	0	0	0	550	1	1	2	2
16:45	0	56	79	0	0	0	0	0	9	334	0	0	0	0	0	0	0	0	0	478	1	2	1	2
17:00	0	66	131	0	0	0	0	0	12	396	0	0	0	0	0	0	0	0	0	605	1	1	2	1
17:15	0	72	136	0	0	0	0	0	11	417	0	0	0	0	0	0	0	0	0	636	1	2	1	3
17:30	0	50	100	0	0	0	0	0	10	356	0	0	0	0	0	0	0	0	0	516	0	1	2	1
17:45	0	50	82	1	0	0	0	0	6	281	0	0	0	0	0	0	0	0	0	419	0	1	0	0
Total Survey	0	465	776	1	0	0	0	1	91	2,866	0	0	0	0	0	0	1	4,198	7	12	9	12		

Peak Hour Summary 4:30 PM to 5:30 PM

By Approach	Northbound C St				Southbound C St				Eastbound Mill Plain Blvd				Westbound Mill Plain Blvd				Total	Pedestrians Crosswalk			
	In	Out	Total	Bikes	In	Out	Total	Bikes	In	Out	Total	Bikes	In	Out	Total	Bikes		North	South	East	West
Volume	687	0	687	0	0	285	285	0	1,582	0	1,582	0	0	1,984	1,984	0	2,269	4	6	6	8
%HV	1.3%				0.0%				3.9%				0.0%				3.1%				
PHF	0.73				0.00				0.89				0.00				0.84				

By Movement	Northbound C St				Southbound C St				Eastbound Mill Plain Blvd				Westbound Mill Plain Blvd				Total
	L	T	R	Total	L	T	R	Total	L	T	R	Total	L	T	R	Total	
Volume	0	246	441	687	0	0	0	0	39	1,543	0	1,582	0	0	0	0	2,269
%HV	0.0%	3.7%	0.0%	1.3%	0.0%	0.0%	0.0%	0.0%	2.6%	3.9%	0.0%	3.9%	0.0%	0.0%	0.0%	0.0%	3.1%
PHF	0.00	0.81	0.69	0.73	0.00	0.00	0.00	0.00	0.65	0.90	0.00	0.89	0.00	0.00	0.00	0.00	0.84

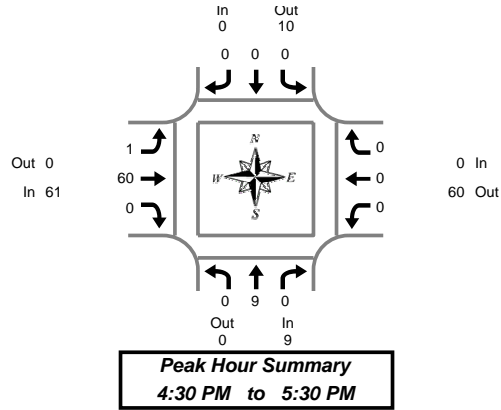
Rolling Hour Summary 4:00 PM to 6:00 PM

Interval Start Time	Northbound C St				Southbound C St				Eastbound Mill Plain Blvd				Westbound Mill Plain Blvd				Interval Total	Pedestrians Crosswalk			
	L	T	R	Bikes	L	T	R	Bikes	L	T	R	Bikes	L	T	R	Bikes		North	South	East	West
16:00	0	227	327	0	0	0	0	1	52	1,416	0	0	0	0	0	1	2,022	5	7	4	7
16:15	0	235	388	0	0	0	0	1	52	1,492	0	0	0	0	0	1	2,167	6	4	6	5
16:30	0	246	441	0	0	0	0	0	39	1,543	0	0	0	0	0	0	2,269	4	6	6	8
16:45	0	244	446	0	0	0	0	0	42	1,503	0	0	0	0	0	0	2,235	3	6	6	7
17:00	0	238	449	1	0	0	0	0	39	1,450	0	0	0	0	0	0	2,176	2	5	5	5

Heavy Vehicle Summary



Clay Carney
(503) 833-2740



C St & Mill Plain Blvd

Wednesday, June 01, 2005

4:00 PM to 6:00 PM

Heavy Vehicle 5-Minute Interval Summary

4:00 PM to 6:00 PM

Interval Start Time	Northbound C St				Southbound C St				Eastbound Mill Plain Blvd				Westbound Mill Plain Blvd				Interval Total
	L	T	R	Total	L	T	R	Total	L	T	R	Total	L	T	R	Total	
16:00	0	0	0	0	0	0	0	0	0	6	0	6	0	0	0	0	6
16:05	0	0	0	0	0	0	0	0	0	1	0	1	0	0	0	0	1
16:10	0	1	1	2	0	0	0	0	0	6	0	6	0	0	0	0	8
16:15	0	0	0	0	0	0	0	0	0	2	0	2	0	0	0	0	2
16:20	0	2	0	2	0	0	0	0	0	5	0	5	0	0	0	0	7
16:25	0	0	2	2	0	0	0	0	0	4	0	4	0	0	0	0	6
16:30	0	0	0	0	0	0	0	0	0	9	0	9	0	0	0	0	9
16:35	0	1	0	1	0	0	0	0	0	8	0	8	0	0	0	0	9
16:40	0	2	0	2	0	0	0	0	1	6	0	7	0	0	0	0	9
16:45	0	3	0	3	0	0	0	0	0	7	0	7	0	0	0	0	10
16:50	0	1	0	1	0	0	0	0	0	5	0	5	0	0	0	0	6
16:55	0	0	0	0	0	0	0	0	0	3	0	3	0	0	0	0	3
17:00	0	0	0	0	0	0	0	0	0	4	0	4	0	0	0	0	4
17:05	0	0	0	0	0	0	0	0	0	6	0	6	0	0	0	0	6
17:10	0	1	0	1	0	0	0	0	0	5	0	5	0	0	0	0	6
17:15	0	0	0	0	0	0	0	0	0	3	0	3	0	0	0	0	3
17:20	0	1	0	1	0	0	0	0	0	2	0	2	0	0	0	0	3
17:25	0	0	0	0	0	0	0	0	0	2	0	2	0	0	0	0	2
17:30	0	0	0	0	0	0	0	0	0	2	0	2	0	0	0	0	2
17:35	0	0	0	0	0	0	0	0	0	7	0	7	0	0	0	0	7
17:40	0	0	0	0	0	0	0	0	0	2	0	2	0	0	0	0	2
17:45	0	0	0	0	0	0	0	0	0	5	0	5	0	0	0	0	5
17:50	0	0	0	0	0	0	0	0	0	1	0	1	0	0	0	0	1
17:55	0	1	0	1	0	0	0	0	1	3	0	4	0	0	0	0	5
Total Survey	0	13	3	16	0	0	0	0	2	104	0	106	0	0	0	0	122

Heavy Vehicle 15-Minute Interval Summary

4:00 PM to 6:00 PM

Interval Start Time	Northbound C St				Southbound C St				Eastbound Mill Plain Blvd				Westbound Mill Plain Blvd				Interval Total
	L	T	R	Total	L	T	R	Total	L	T	R	Total	L	T	R	Total	
16:00	0	1	1	2	0	0	0	0	0	13	0	13	0	0	0	0	15
16:15	0	2	2	4	0	0	0	0	0	11	0	11	0	0	0	0	15
16:30	0	3	0	3	0	0	0	0	1	23	0	24	0	0	0	0	27
16:45	0	4	0	4	0	0	0	0	0	15	0	15	0	0	0	0	19
17:00	0	1	0	1	0	0	0	0	0	15	0	15	0	0	0	0	16
17:15	0	1	0	1	0	0	0	0	0	7	0	7	0	0	0	0	8
17:30	0	0	0	0	0	0	0	0	0	11	0	11	0	0	0	0	11
17:45	0	1	0	1	0	0	0	0	1	9	0	10	0	0	0	0	11
Total Survey	0	13	3	16	0	0	0	0	2	104	0	106	0	0	0	0	122

Heavy Vehicle Peak Hour Summary

4:30 PM to 5:30 PM

By Approach	Northbound C St			Southbound C St			Eastbound Mill Plain Blvd			Westbound Mill Plain Blvd			Total
	In	Out	Total	In	Out	Total	In	Out	Total	In	Out	Total	
Volume	9	0	9	0	10	10	61	0	61	0	60	60	70
PHF	0.38			0.00			0.64			0.00			0.63

By Movement	Northbound C St				Southbound C St				Eastbound Mill Plain Blvd				Westbound Mill Plain Blvd				Total
	L	T	R	Total	L	T	R	Total	L	T	R	Total	L	T	R	Total	
Volume	0	9	0	9	0	0	0	0	1	60	0	61	0	0	0	0	70
PHF	0.00	0.38	0.00	0.38	0.00	0.00	0.00	0.00	0.25	0.65	0.00	0.64	0.00	0.00	0.00	0.00	0.63

Heavy Vehicle Rolling Hour Summary

4:00 PM to 6:00 PM

Interval Start Time	Northbound C St				Southbound C St				Eastbound Mill Plain Blvd				Westbound Mill Plain Blvd				Interval Total	
	L	T	R	Total	L	T	R	Total	L	T	R	Total	L	T	R	Total		
16:00	0	0	0	0	0	0	0	0	0	0	0	0	0	0	0	0	0	76
16:15	0	10	3	13	0	0	0	0	1	62	0	63	0	0	0	0	0	77
16:30	0	10	2	12	0	0	0	0	1	64	0	65	0	0	0	0	0	77
16:45	0	9	0	9	0	0	0	0	1	60	0	61	0	0	0	0	0	70
17:00	0	6	0	6	0	0	0	0	0	48	0	48	0	0	0	0	0	54
17:15	0	3	0	3	0	0	0	0	1	42	0	43	0	0	0	0	0	46

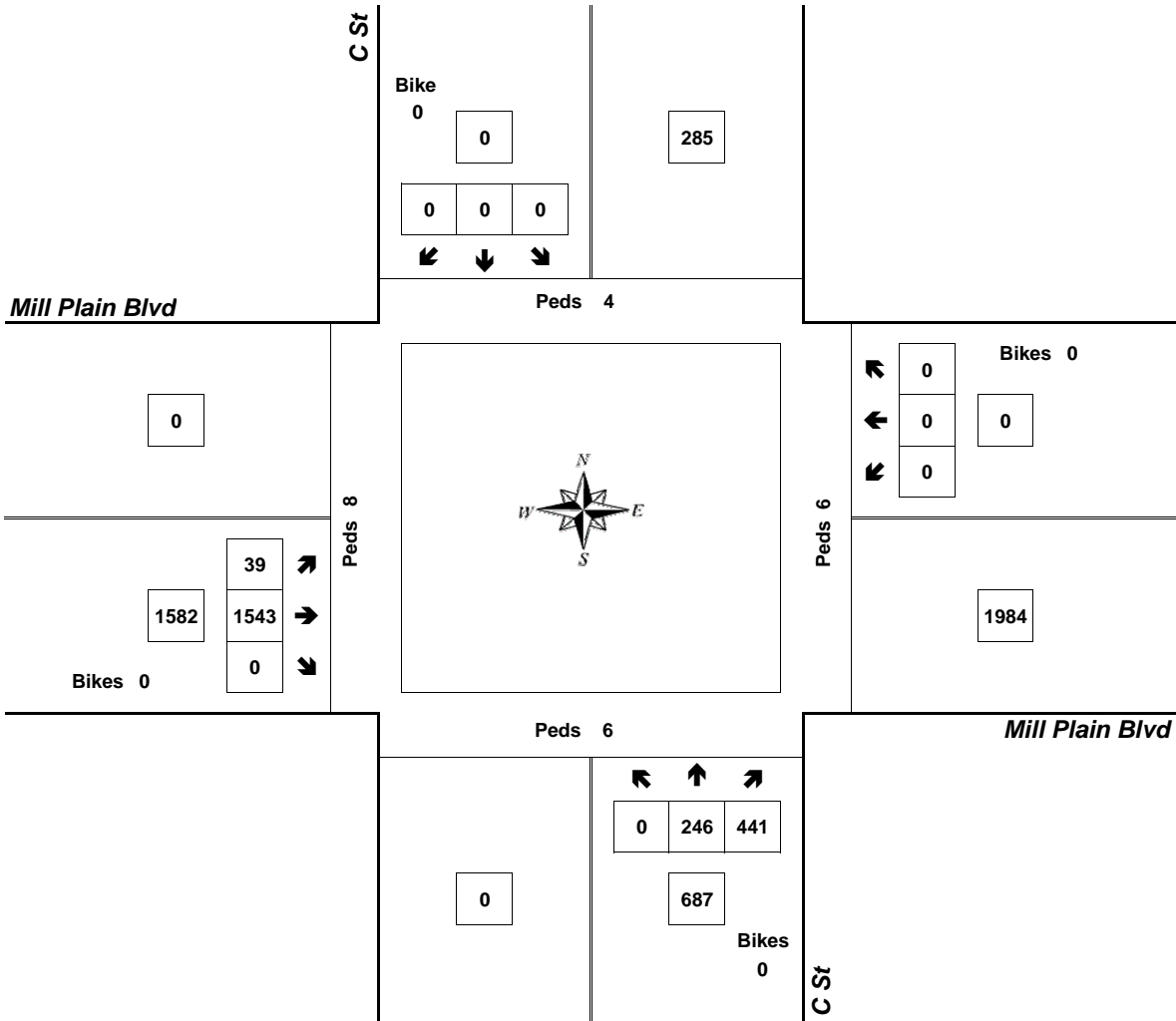
Peak Hour Summary



Clay Carney
(503) 833-2740

C St & Mill Plain Blvd

4:30 PM to 5:30 PM
Wednesday, June 01, 2005



Approach	PHF	HV%	Volume
EB	0.89	3.9%	1,582
WB	0.00	0.0%	0
NB	0.73	1.3%	687
SB	0.00	0.0%	0
Intersection	0.84	3.1%	2,269

Count Period: 4:00 PM to 6:00 PM

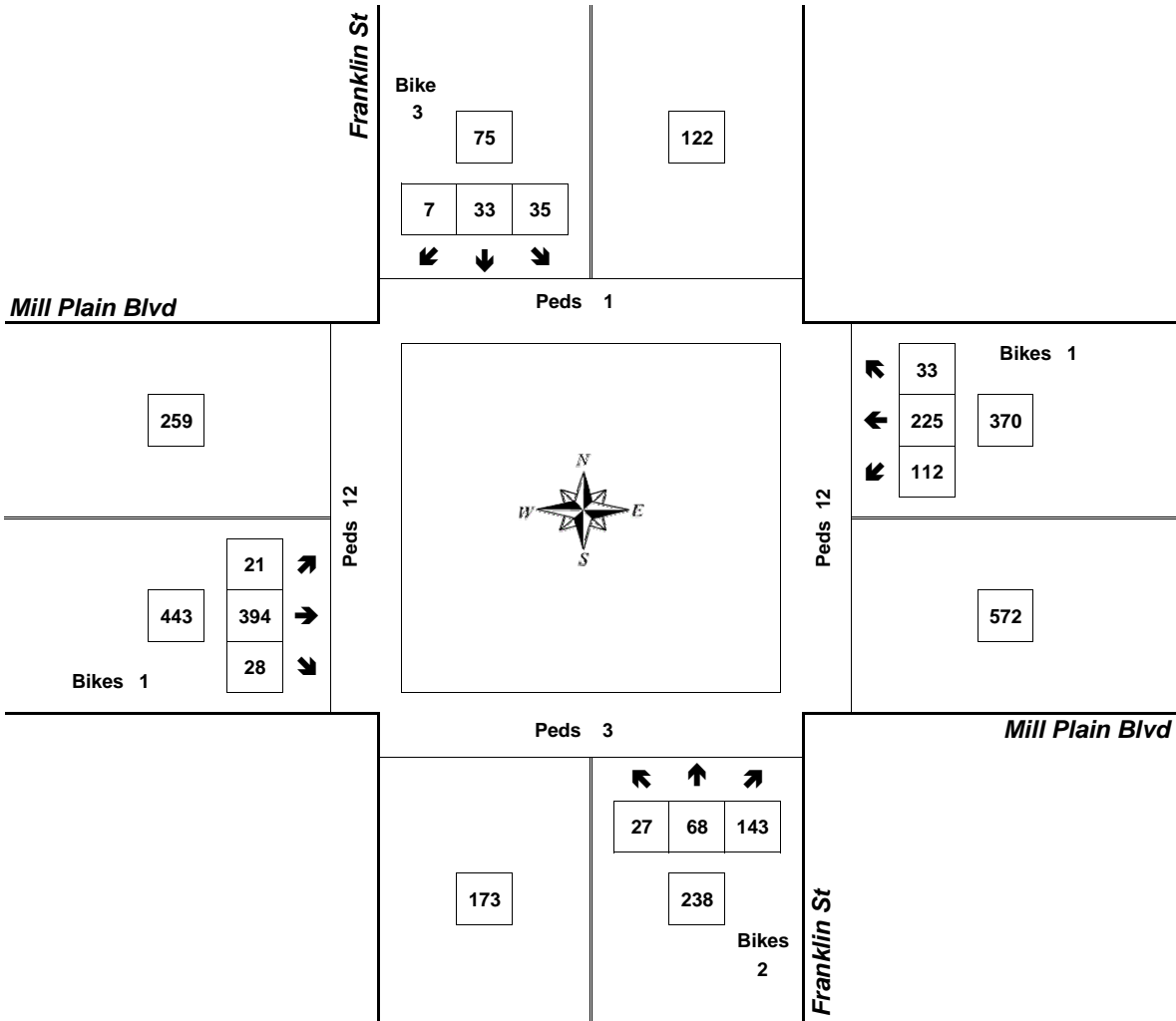
Peak Hour Summary



Clay Carney
(503) 833-2740

Franklin St & Mill Plain Blvd

4:15 PM to 5:15 PM
Thursday, May 26, 2005



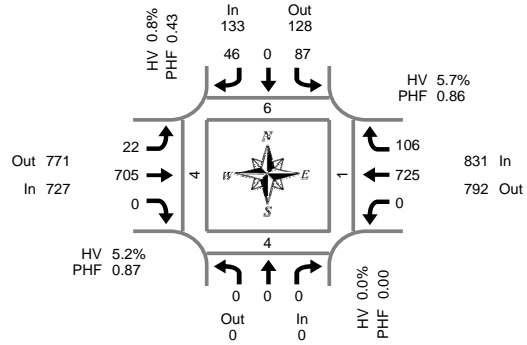
Approach	PHF	HV%	Volume
EB	0.80	7.7%	443
WB	0.83	9.5%	370
NB	0.73	0.0%	238
SB	0.78	1.3%	75
Intersection	0.87	6.2%	1,126

Count Period: 4:00 PM to 6:00 PM

Total Vehicle Summary



Clay Carney
(503) 833-2740



F St & 4th Plain Blvd

Tuesday, June 07, 2005
4:00 PM to 6:00 PM

5-Minute Interval Summary

4:00 PM to 6:00 PM

Interval Start Time	Northbound F St				Southbound F St				Eastbound 4th Plain Blvd				Westbound 4th Plain Blvd				Interval Total	Pedestrians Crosswalk			
	L	T	R	Bikes	L	T	R	Bikes	L	T	R	Bikes	L	T	R	Bikes		North	South	East	West
16:00	0	0	0	0	5	0	0	0	3	47	0	0	0	52	12	0	119	0	0	0	0
16:05	0	0	0	0	15	0	9	0	5	40	0	0	0	65	12	0	146	0	0	0	0
16:10	0	0	0	0	19	0	7	0	3	65	0	0	0	58	7	0	159	5	2	0	1
16:15	0	0	0	0	18	0	9	1	1	65	0	0	0	66	13	0	172	0	0	0	0
16:20	0	0	0	0	6	0	5	0	1	66	0	0	0	61	7	0	146	1	0	0	1
16:25	0	0	0	0	3	0	3	0	2	57	0	0	0	49	3	0	117	0	1	0	0
16:30	0	0	0	0	7	0	2	0	3	47	0	0	0	49	7	0	115	0	1	0	1
16:35	0	0	0	0	3	0	4	0	0	61	0	0	0	62	10	0	140	0	0	0	0
16:40	0	0	0	0	4	0	1	0	3	85	0	0	0	44	5	0	142	0	0	1	0
16:45	0	0	0	0	1	0	0	0	0	61	0	0	0	69	13	0	144	0	0	0	0
16:50	0	0	0	0	6	0	2	0	3	45	0	0	0	63	9	0	128	0	0	0	0
16:55	0	0	0	0	1	0	2	0	0	55	0	0	0	75	13	0	146	0	0	0	1
17:00	0	0	0	0	4	0	2	0	1	58	0	0	0	64	7	0	136	0	0	0	0
17:05	0	0	0	0	3	0	2	1	5	84	0	0	0	46	5	0	145	0	0	0	0
17:10	0	0	0	0	11	0	5	0	1	59	0	0	0	62	12	0	150	0	0	0	0
17:15	0	0	0	0	6	0	3	0	3	73	0	0	0	67	5	0	157	0	0	0	0
17:20	0	0	0	0	1	0	1	0	0	51	0	0	0	70	6	0	129	0	0	0	0
17:25	0	0	0	0	3	0	6	0	4	58	0	0	0	54	13	0	138	0	1	0	0
17:30	0	0	0	0	0	0	0	0	3	59	0	0	0	61	5	0	128	0	0	0	0
17:35	0	0	0	0	8	0	3	0	4	61	0	0	0	49	8	0	133	0	0	0	1
17:40	0	0	0	0	7	0	1	0	1	72	0	0	0	59	10	0	150	0	0	0	0
17:45	0	0	0	0	5	0	3	0	2	53	0	0	0	61	9	0	133	0	0	0	0
17:50	0	0	0	0	4	0	2	0	3	42	0	0	0	55	5	0	111	0	0	0	1
17:55	0	0	0	0	4	0	2	0	2	49	0	0	0	54	10	0	121	0	0	0	0
Total Survey	0	0	0	0	144	0	74	2	53	1,413	0	0	0	1,415	206	0	3,305	6	5	1	6

15-Minute Interval Summary

4:00 PM to 6:00 PM

Interval Start Time	Northbound F St				Southbound F St				Eastbound 4th Plain Blvd				Westbound 4th Plain Blvd				Interval Total	Pedestrians Crosswalk			
	L	T	R	Bikes	L	T	R	Bikes	L	T	R	Bikes	L	T	R	Bikes		North	South	East	West
16:00	0	0	0	0	39	0	16	0	11	152	0	0	0	175	31	0	424	5	2	0	1
16:15	0	0	0	0	27	0	17	1	4	188	0	0	0	176	23	0	435	1	1	0	1
16:30	0	0	0	0	14	0	7	0	6	193	0	0	0	155	22	0	397	0	1	1	1
16:45	0	0	0	0	8	0	4	0	3	161	0	0	0	207	35	0	418	0	0	0	1
17:00	0	0	0	0	18	0	9	1	7	201	0	0	0	172	24	0	431	0	0	0	0
17:15	0	0	0	0	10	0	10	0	7	182	0	0	0	191	24	0	424	0	1	0	0
17:30	0	0	0	0	15	0	4	0	8	192	0	0	0	169	23	0	411	0	0	0	1
17:45	0	0	0	0	13	0	7	0	7	144	0	0	0	170	24	0	365	0	0	0	1
Total Survey	0	0	0	0	144	0	74	2	53	1,413	0	0	0	1,415	206	0	3,305	6	5	1	6

Peak Hour Summary

4:05 PM to 5:05 PM

By Approach	Northbound F St				Southbound F St				Eastbound 4th Plain Blvd				Westbound 4th Plain Blvd				Total	Pedestrians Crosswalk			
	In	Out	Total	Bikes	In	Out	Total	Bikes	In	Out	Total	Bikes	In	Out	Total	Bikes		North	South	East	West
Volume	0	0	0	0	133	128	261	1	727	771	1,498	0	831	792	1,623	0	1,691	6	4	1	4
%HV	0.0%				0.8%				5.2%				5.7%				5.1%				
PHF	0.00				0.43				0.87				0.86				0.89				

By Movement	Northbound F St				Southbound F St				Eastbound 4th Plain Blvd				Westbound 4th Plain Blvd				Total
	L	T	R	Total	L	T	R	Total	L	T	R	Total	L	T	R	Total	
Volume	0	0	0	0	87	0	46	133	22	705	0	727	0	725	106	831	1,691
%HV	0.0%	0.0%	0.0%	0.0%	0.0%	0.0%	2.2%	0.8%	0.0%	5.4%	0.0%	5.2%	0.0%	6.5%	0.0%	5.7%	5.1%
PHF	0.00	0.00	0.00	0.00	0.42	0.00	0.46	0.43	0.61	0.85	0.00	0.87	0.00	0.88	0.76	0.86	0.89

Rolling Hour Summary

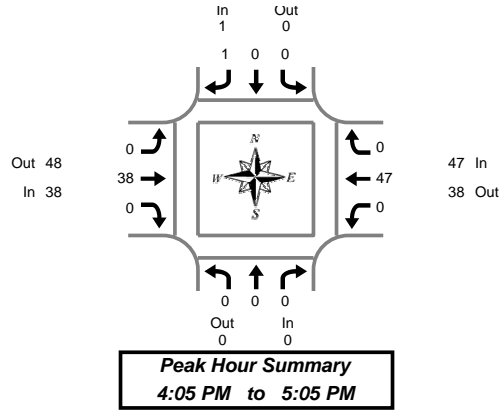
4:00 PM to 6:00 PM

Interval Start Time	Northbound F St				Southbound F St				Eastbound 4th Plain Blvd				Westbound 4th Plain Blvd				Interval Total	Pedestrians Crosswalk			
	L	T	R	Bikes	L	T	R	Bikes	L	T	R	Bikes	L	T	R	Bikes		North	South	East	West
16:00	0	0	0	0	88	0	44	1	24	713	0	0	0	713	111	0	1,674	6	4	1	4
16:15	0	0	0	0	67	0	37	2	20	743	0	0	0	710	104	0	1,681	1	2	1	3
16:30	0	0	0	0	50	0	30	1	23	737	0	0	0	725	105	0	1,670	0	2	1	2
16:45	0	0	0	0	51	0	27	1	25	736	0	0	0	739	106	0	1,684	0	1	0	2
17:00	0	0	0	0	56	0	30	1	29	719	0	0	0	702	95	0	1,631	0	1	0	2

Heavy Vehicle Summary



Clay Carney
(503) 833-2740



F St & 4th Plain Blvd

Tuesday, June 07, 2005
4:00 PM to 6:00 PM

Heavy Vehicle 5-Minute Interval Summary 4:00 PM to 6:00 PM

Interval Start Time	Northbound F St				Southbound F St				Eastbound 4th Plain Blvd				Westbound 4th Plain Blvd				Interval Total
	L	T	R	Total	L	T	R	Total	L	T	R	Total	L	T	R	Total	
16:00	0	0	0	0	0	0	0	0	0	3	0	3	0	4	0	4	7
16:05	0	0	0	0	0	0	0	0	0	1	0	1	0	1	0	1	2
16:10	0	0	0	0	0	0	0	0	0	1	0	1	0	7	0	7	8
16:15	0	0	0	0	0	0	1	1	0	3	0	3	0	4	0	4	8
16:20	0	0	0	0	0	0	0	0	0	3	0	3	0	5	0	5	8
16:25	0	0	0	0	0	0	0	0	0	4	0	4	0	2	0	2	6
16:30	0	0	0	0	0	0	0	0	0	8	0	8	0	3	0	3	11
16:35	0	0	0	0	0	0	0	0	0	3	0	3	0	2	0	2	5
16:40	0	0	0	0	0	0	0	0	0	2	0	2	0	2	0	2	4
16:45	0	0	0	0	0	0	0	0	0	4	0	4	0	6	0	6	10
16:50	0	0	0	0	0	0	0	0	0	4	0	4	0	6	0	6	10
16:55	0	0	0	0	0	0	0	0	0	3	0	3	0	6	0	6	9
17:00	0	0	0	0	0	0	0	0	0	2	0	2	0	3	0	3	5
17:05	0	0	0	0	0	0	0	0	0	3	0	3	0	4	0	4	7
17:10	0	0	0	0	0	0	0	0	0	3	0	3	0	4	0	4	7
17:15	0	0	0	0	0	0	0	0	0	2	0	2	0	2	0	2	4
17:20	0	0	0	0	0	0	0	0	0	3	0	3	0	2	0	2	5
17:25	0	0	0	0	0	0	0	0	0	3	0	3	0	3	0	3	6
17:30	0	0	0	0	0	0	0	0	0	1	0	1	0	4	0	4	5
17:35	0	0	0	0	0	0	0	0	0	5	0	5	0	2	0	2	7
17:40	0	0	0	0	0	0	0	0	0	3	0	3	0	2	0	2	5
17:45	0	0	0	0	0	0	0	0	0	2	0	2	0	5	1	6	8
17:50	0	0	0	0	0	0	0	0	0	2	0	2	0	5	0	5	7
17:55	0	0	0	0	0	0	0	0	0	2	0	2	0	1	0	1	3
Total Survey	0	0	0	0	0	0	1	1	0	70	0	70	0	85	1	86	157

Heavy Vehicle 15-Minute Interval Summary 4:00 PM to 6:00 PM

Interval Start Time	Northbound F St				Southbound F St				Eastbound 4th Plain Blvd				Westbound 4th Plain Blvd				Interval Total
	L	T	R	Total	L	T	R	Total	L	T	R	Total	L	T	R	Total	
16:00	0	0	0	0	0	0	0	0	0	5	0	5	0	12	0	12	17
16:15	0	0	0	0	0	0	1	1	0	10	0	10	0	11	0	11	22
16:30	0	0	0	0	0	0	0	0	0	13	0	13	0	7	0	7	20
16:45	0	0	0	0	0	0	0	0	0	11	0	11	0	18	0	18	29
17:00	0	0	0	0	0	0	0	0	0	8	0	8	0	11	0	11	19
17:15	0	0	0	0	0	0	0	0	0	8	0	8	0	7	0	7	15
17:30	0	0	0	0	0	0	0	0	0	9	0	9	0	8	0	8	17
17:45	0	0	0	0	0	0	0	0	0	6	0	6	0	11	1	12	18
Total Survey	0	0	0	0	0	0	1	1	0	70	0	70	0	85	1	86	157

Heavy Vehicle Peak Hour Summary 4:05 PM to 5:05 PM

By Approach	Northbound F St			Southbound F St			Eastbound 4th Plain Blvd			Westbound 4th Plain Blvd			Total
	In	Out	Total	In	Out	Total	In	Out	Total	In	Out	Total	
Volume	0	0	0	1	0	1	38	48	86	47	38	85	86
PHF	0.00			0.25			0.63			0.65			0.74

By Movement	Northbound F St				Southbound F St				Eastbound 4th Plain Blvd				Westbound 4th Plain Blvd				Total
	L	T	R	Total	L	T	R	Total	L	T	R	Total	L	T	R	Total	
Volume	0	0	0	0	0	0	1	1	0	38	0	38	0	47	0	47	86
PHF	0.00	0.00	0.00	0.00	0.00	0.00	0.25	0.25	0.00	0.63	0.00	0.63	0.00	0.65	0.00	0.65	0.74

Heavy Vehicle Rolling Hour Summary 4:00 PM to 6:00 PM

Interval Start Time	Northbound F St				Southbound F St				Eastbound 4th Plain Blvd				Westbound 4th Plain Blvd				Interval Total
	0	0	0	Total	0	0	0	Total	0	0	0	Total	0	0	0	Total	
16:00	0	0	0	0	0	0	1	1	0	39	0	39	0	48	0	48	88
16:15	0	0	0	0	0	0	1	1	0	42	0	42	0	47	0	47	90
16:30	0	0	0	0	0	0	0	0	0	40	0	40	0	43	0	43	83
16:45	0	0	0	0	0	0	0	0	0	36	0	36	0	44	0	44	80
17:00	0	0	0	0	0	0	0	0	0	31	0	31	0	37	1	38	69

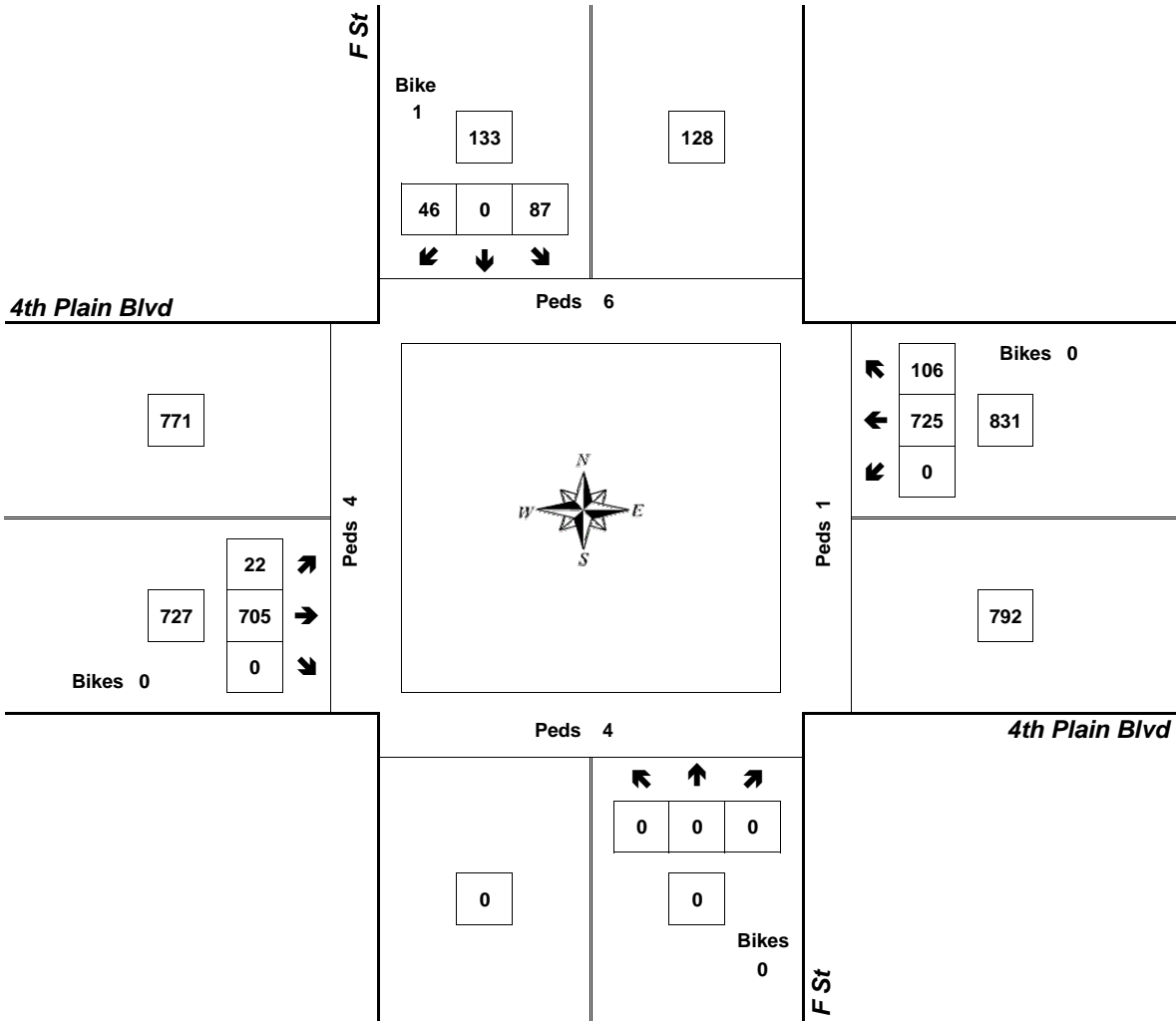
Peak Hour Summary



Clay Carney
(503) 833-2740

F St & 4th Plain Blvd

4:05 PM to 5:05 PM
Tuesday, June 07, 2005



Approach	PHF	HV%	Volume
EB	0.87	5.2%	727
WB	0.86	5.7%	831
NB	0.00	0.0%	0
SB	0.43	0.8%	133
Intersection	0.89	5.1%	1,691

Count Period: 4:00 PM to 6:00 PM

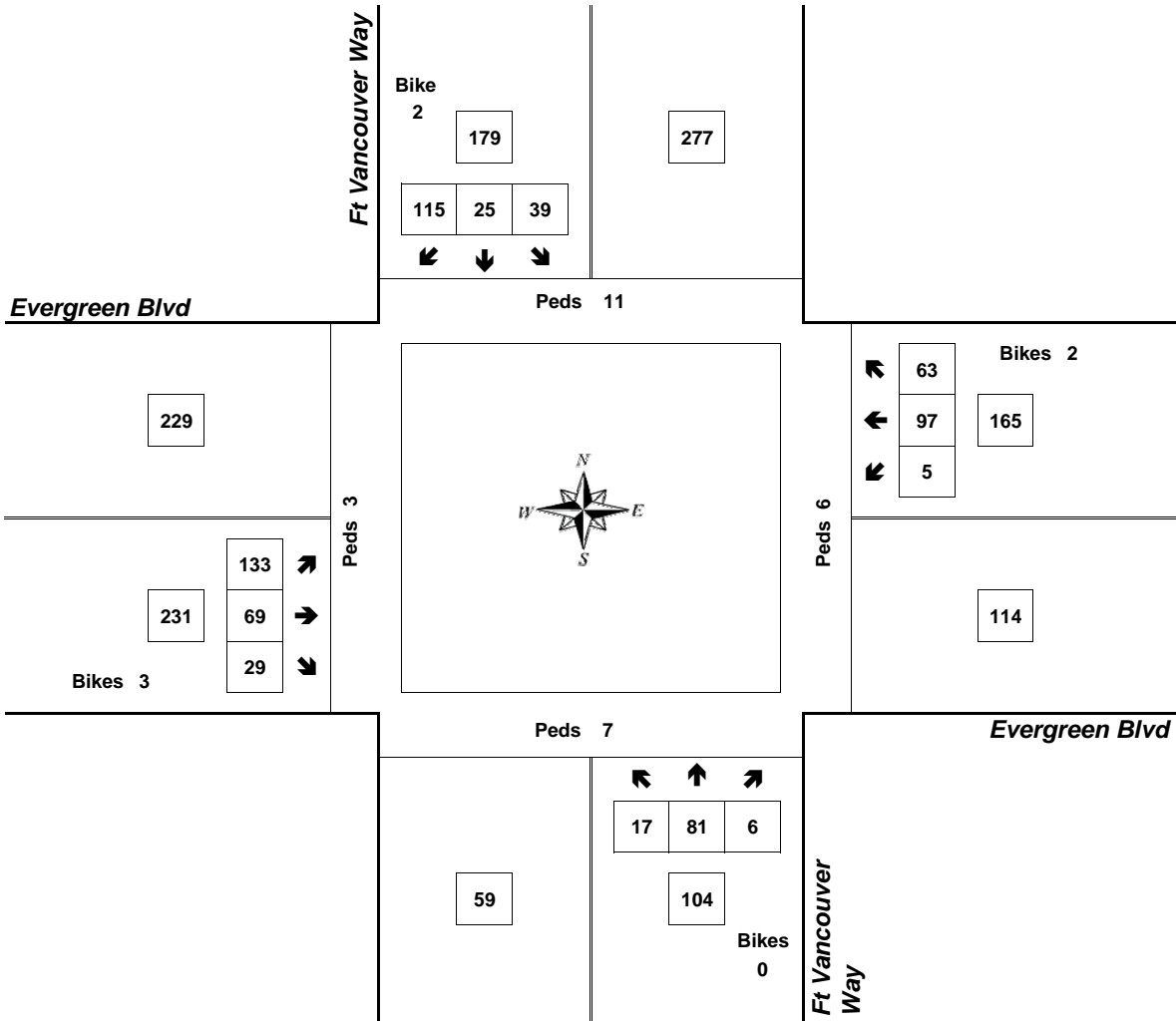
Peak Hour Summary



Clay Carney
(503) 833-2740

Ft Vancouver Way & Evergreen Blvd

4:30 PM to 5:30 PM
Thursday, May 26, 2005



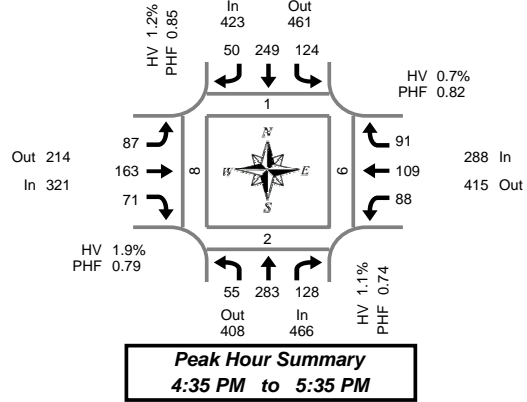
Approach	PHF	HV%	Volume
EB	0.85	3.5%	231
WB	0.86	3.6%	165
NB	0.96	7.7%	104
SB	0.86	3.9%	179
Intersection	0.94	4.3%	679

Count Period: 4:00 PM to 6:00 PM

Total Vehicle Summary



Clay Carney
(503) 833-2740



Ft Vancouver Way & Mcloughlin Blvd

Tuesday, June 07, 2005
4:00 PM to 6:00 PM

5-Minute Interval Summary

4:00 PM to 6:00 PM

Interval Start Time	Northbound Ft Vancouver Way				Southbound Ft Vancouver Way				Eastbound Mcloughlin Blvd				Westbound Mcloughlin Blvd				Interval Total	Pedestrians Crosswalk			
	L	T	R	Bikes	L	T	R	Bikes	L	T	R	Bikes	L	T	R	Bikes		North	South	East	West
16:00	8	29	5	1	8	17	3	0	5	6	1	0	6	8	8	0	104	1	0	3	0
16:05	3	17	5	0	4	20	4	0	11	10	8	0	8	11	4	0	105	0	0	0	1
16:10	2	22	5	0	1	23	8	0	6	4	4	0	6	4	2	1	87	1	0	0	0
16:15	8	30	5	0	4	18	3	1	6	7	6	0	11	7	5	0	110	0	2	0	0
16:20	5	22	6	0	8	25	5	0	5	4	2	0	5	7	6	0	100	0	0	0	0
16:25	6	34	7	1	8	21	4	0	4	12	4	0	5	8	7	0	120	3	0	0	0
16:30	0	10	3	0	7	19	7	1	4	10	9	0	10	6	3	0	88	0	0	0	1
16:35	3	12	8	1	4	18	4	0	6	8	4	0	4	15	7	0	93	0	1	0	1
16:40	5	15	6	1	7	27	2	0	8	17	5	2	4	4	5	0	105	0	0	1	1
16:45	7	18	13	0	12	19	4	2	5	5	4	1	8	6	6	0	107	0	0	1	1
16:50	7	24	9	0	10	11	1	0	5	21	9	0	2	10	1	0	110	0	0	0	1
16:55	7	18	9	0	12	21	4	0	4	16	4	0	7	14	5	0	121	0	0	0	0
17:00	3	22	2	2	9	33	5	0	9	10	4	0	11	6	9	0	123	0	0	0	1
17:05	8	27	10	0	8	21	12	1	8	17	13	2	9	13	12	0	158	0	0	0	0
17:10	3	47	17	0	7	23	2	0	17	14	9	0	6	10	7	1	162	0	0	0	1
17:15	3	30	11	0	12	26	4	0	7	10	4	0	9	9	12	0	137	0	1	0	0
17:20	5	28	13	0	13	16	5	0	7	18	8	0	8	10	8	0	139	0	0	2	0
17:25	3	29	15	0	13	17	2	0	6	15	3	0	10	9	13	0	135	0	0	2	2
17:30	1	13	15	0	17	17	5	0	5	12	4	0	10	3	6	0	108	1	0	0	0
17:35	0	17	8	0	10	14	1	0	2	7	7	1	9	6	4	0	85	1	1	0	0
17:40	2	14	13	1	14	14	3	0	12	4	5	0	5	5	3	0	94	1	1	1	1
17:45	2	13	10	0	8	24	3	0	6	7	6	0	4	5	5	0	93	0	2	1	1
17:50	5	22	17	0	13	31	2	0	5	8	0	0	11	5	8	1	127	0	0	0	0
17:55	2	19	15	0	6	18	2	0	3	9	3	1	4	9	6	0	96	0	0	0	0
Total Survey	98	532	227	7	215	493	95	5	156	251	126	7	172	190	152	3	2,707	8	8	11	12

15-Minute Interval Summary

4:00 PM to 6:00 PM

Interval Start Time	Northbound Ft Vancouver Way				Southbound Ft Vancouver Way				Eastbound Mcloughlin Blvd				Westbound Mcloughlin Blvd				Interval Total	Pedestrians Crosswalk			
	L	T	R	Bikes	L	T	R	Bikes	L	T	R	Bikes	L	T	R	Bikes		North	South	East	West
16:00	13	68	15	1	13	60	15	0	22	20	13	0	20	23	14	1	296	2	0	3	1
16:15	19	86	18	1	20	64	12	1	15	23	12	0	21	22	18	0	330	3	2	0	0
16:30	8	37	17	2	18	64	13	1	18	35	18	2	18	25	15	0	286	0	1	1	3
16:45	21	60	31	0	34	51	9	2	14	42	17	1	17	30	12	0	338	0	0	1	2
17:00	14	96	29	2	24	77	19	1	34	41	26	2	26	29	28	1	443	0	0	0	2
17:15	11	87	39	0	38	59	11	0	20	43	15	0	27	28	33	0	411	0	1	4	2
17:30	3	44	36	1	41	45	9	0	19	23	16	1	24	14	13	0	287	3	2	1	1
17:45	9	54	42	0	27	73	7	0	14	24	9	1	19	19	19	1	316	0	2	1	1
Total Survey	98	532	227	7	215	493	95	5	156	251	126	7	172	190	152	3	2,707	8	8	11	12

Peak Hour Summary

4:35 PM to 5:35 PM

By Approach	Northbound Ft Vancouver Way				Southbound Ft Vancouver Way				Eastbound Mcloughlin Blvd				Westbound Mcloughlin Blvd				Total	Pedestrians Crosswalk			
	In	Out	Total	Bikes	In	Out	Total	Bikes	In	Out	Total	Bikes	In	Out	Total	Bikes		North	South	East	West
Volume	466	408	874	4	423	461	884	3	321	214	535	5	288	415	703	1	1,498	1	2	6	8
%HV	1.1%				1.2%				1.9%				0.7%				1.2%				
PHF	0.74				0.85				0.79				0.82				0.82				

By Movement	Northbound Ft Vancouver Way				Southbound Ft Vancouver Way				Eastbound Mcloughlin Blvd				Westbound Mcloughlin Blvd				Total
	L	T	R	Total	L	T	R	Total	L	T	R	Total	L	T	R	Total	
Volume	55	283	128	466	124	249	50	423	87	163	71	321	88	109	91	288	1,498
%HV	3.6%	1.1%	0.0%	1.1%	0.8%	1.6%	0.0%	1.2%	2.3%	2.5%	0.0%	1.9%	0.0%	1.8%	0.0%	0.7%	1.2%
PHF	0.65	0.67	0.74	0.74	0.72	0.81	0.60	0.85	0.64	0.87	0.68	0.79	0.79	0.83	0.69	0.82	0.82

Rolling Hour Summary

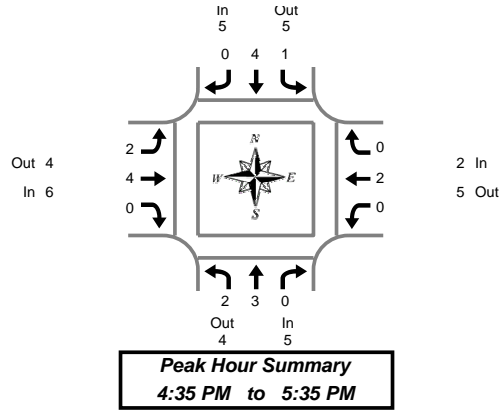
4:00 PM to 6:00 PM

Interval Start Time	Northbound Ft Vancouver Way				Southbound Ft Vancouver Way				Eastbound Mcloughlin Blvd				Westbound Mcloughlin Blvd				Interval Total	Pedestrians Crosswalk			
	L	T	R	Bikes	L	T	R	Bikes	L	T	R	Bikes	L	T	R	Bikes		North	South	East	West
16:00	61	251	81	4	85	239	49	4	69	120	60	3	76	100	59	1	1,250	5	3	5	6
16:15	62	279	95	5	96	256	53	5	81	141	73	5	82	106	73	1	1,397	3	3	2	7
16:30	54	280	116	4	114	251	52	4	86	161	76	5	88	112	88	1	1,478	0	2	6	9
16:45	49	287	135	3	137	232	48	3	87	149	74	4	94	101	86	1	1,479	3	3	6	7
17:00	37	281	146	3	130	254	46	1	87	131	66	4	96	90	93	2	1,457	3	5	6	6

Heavy Vehicle Summary



Clay Carney
(503) 833-2740



Ft Vancouver Way & Mcloughlin Blvd

Tuesday, June 07, 2005
4:00 PM to 6:00 PM

Heavy Vehicle 5-Minute Interval Summary 4:00 PM to 6:00 PM

Interval Start Time	Northbound Ft Vancouver Way				Southbound Ft Vancouver Way				Eastbound Mcloughlin Blvd				Westbound Mcloughlin Blvd				Interval Total
	L	T	R	Total	L	T	R	Total	L	T	R	Total	L	T	R	Total	
16:00	0	0	0	0	1	0	0	1	0	0	0	0	0	0	0	0	1
16:05	0	0	0	0	0	1	0	1	2	0	0	2	0	0	0	0	3
16:10	0	0	0	0	0	0	0	0	0	0	0	0	0	1	0	1	1
16:15	0	1	0	1	0	2	0	2	0	2	0	2	1	0	0	1	6
16:20	0	1	0	1	0	1	0	1	0	0	0	0	0	0	0	0	2
16:25	0	1	0	1	0	1	0	1	0	1	0	1	0	0	0	0	3
16:30	0	0	0	0	0	0	0	0	0	0	0	0	0	0	0	0	0
16:35	0	1	0	1	0	0	0	0	0	1	0	1	0	1	0	1	3
16:40	0	0	0	0	0	0	0	0	0	0	0	0	0	0	0	0	0
16:45	1	1	0	2	0	0	0	0	1	0	0	1	0	0	0	0	3
16:50	0	0	0	0	1	0	0	1	0	1	0	1	0	0	0	0	2
16:55	0	0	0	0	0	0	0	0	0	1	0	1	0	0	0	0	1
17:00	0	0	0	0	0	0	0	0	0	0	0	0	0	1	0	1	1
17:05	0	0	0	0	0	0	0	0	1	0	0	1	0	0	0	0	1
17:10	0	0	0	0	0	2	0	2	0	0	0	0	0	0	0	0	2
17:15	0	0	0	0	0	1	0	1	0	0	0	0	0	0	0	0	1
17:20	0	0	0	0	0	0	0	0	0	0	0	0	0	0	0	0	0
17:25	1	1	0	2	0	0	0	0	0	1	0	1	0	0	0	0	3
17:30	0	0	0	0	0	1	0	1	0	0	0	0	0	0	0	0	1
17:35	0	2	0	2	0	0	0	0	0	0	0	0	0	1	0	1	3
17:40	0	0	0	0	0	0	0	0	0	0	0	0	0	0	0	0	0
17:45	0	1	0	1	0	1	0	1	0	0	0	0	0	0	0	0	2
17:50	0	0	0	0	0	0	0	0	0	0	0	0	0	0	0	0	0
17:55	0	0	0	0	0	0	0	0	0	1	0	1	0	0	0	0	1
Total Survey	2	9	0	11	2	10	0	12	4	8	0	12	1	4	0	5	40

Heavy Vehicle 15-Minute Interval Summary 4:00 PM to 6:00 PM

Interval Start Time	Northbound Ft Vancouver Way				Southbound Ft Vancouver Way				Eastbound Mcloughlin Blvd				Westbound Mcloughlin Blvd				Interval Total
	L	T	R	Total	L	T	R	Total	L	T	R	Total	L	T	R	Total	
16:00	0	0	0	0	1	1	0	2	2	0	0	2	0	1	0	1	5
16:15	0	3	0	3	0	4	0	4	0	3	0	3	1	0	0	1	11
16:30	0	1	0	1	0	0	0	0	0	1	0	1	0	1	0	1	3
16:45	1	1	0	2	1	0	0	1	1	2	0	3	0	0	0	0	6
17:00	0	0	0	0	0	2	0	2	1	0	0	1	0	1	0	1	4
17:15	1	1	0	2	0	1	0	1	0	1	0	1	0	0	0	0	4
17:30	0	2	0	2	0	1	0	1	0	0	0	0	0	1	0	1	4
17:45	0	1	0	1	0	1	0	1	0	1	0	1	0	0	0	0	3
Total Survey	2	9	0	11	2	10	0	12	4	8	0	12	1	4	0	5	40

Heavy Vehicle Peak Hour Summary 4:35 PM to 5:35 PM

By Approach	Northbound Ft Vancouver Way			Southbound Ft Vancouver Way			Eastbound Mcloughlin Blvd			Westbound Mcloughlin Blvd			Total
	In	Out	Total	In	Out	Total	In	Out	Total	In	Out	Total	
Volume	5	4	9	5	5	10	6	4	10	2	5	7	18
PHF	0.42			0.42			0.50			0.50			0.75

By Movement	Northbound Ft Vancouver Way				Southbound Ft Vancouver Way				Eastbound Mcloughlin Blvd				Westbound Mcloughlin Blvd				Total
	L	T	R	Total	L	T	R	Total	L	T	R	Total	L	T	R	Total	
Volume	2	3	0	5	1	4	0	5	2	4	0	6	0	2	0	2	18
PHF	0.50	0.38	0.00	0.42	0.25	0.33	0.00	0.42	0.50	0.50	0.00	0.50	0.00	0.50	0.00	0.50	0.75

Heavy Vehicle Rolling Hour Summary 4:00 PM to 6:00 PM

Interval Start Time	Northbound Ft Vancouver Way				Southbound Ft Vancouver Way				Eastbound Mcloughlin Blvd				Westbound Mcloughlin Blvd				Interval Total
	L	T	R	Total	L	T	R	Total	L	T	R	Total	L	T	R	Total	
16:00	1	5	0	6	2	5	0	7	3	6	0	9	1	2	0	3	25
16:15	1	5	0	6	1	6	0	7	2	6	0	8	1	2	0	3	24
16:30	2	3	0	5	1	3	0	4	2	4	0	6	0	2	0	2	17
16:45	2	4	0	6	1	4	0	5	2	3	0	5	0	2	0	2	18
17:00	1	4	0	5	0	5	0	5	1	2	0	3	0	2	0	2	15

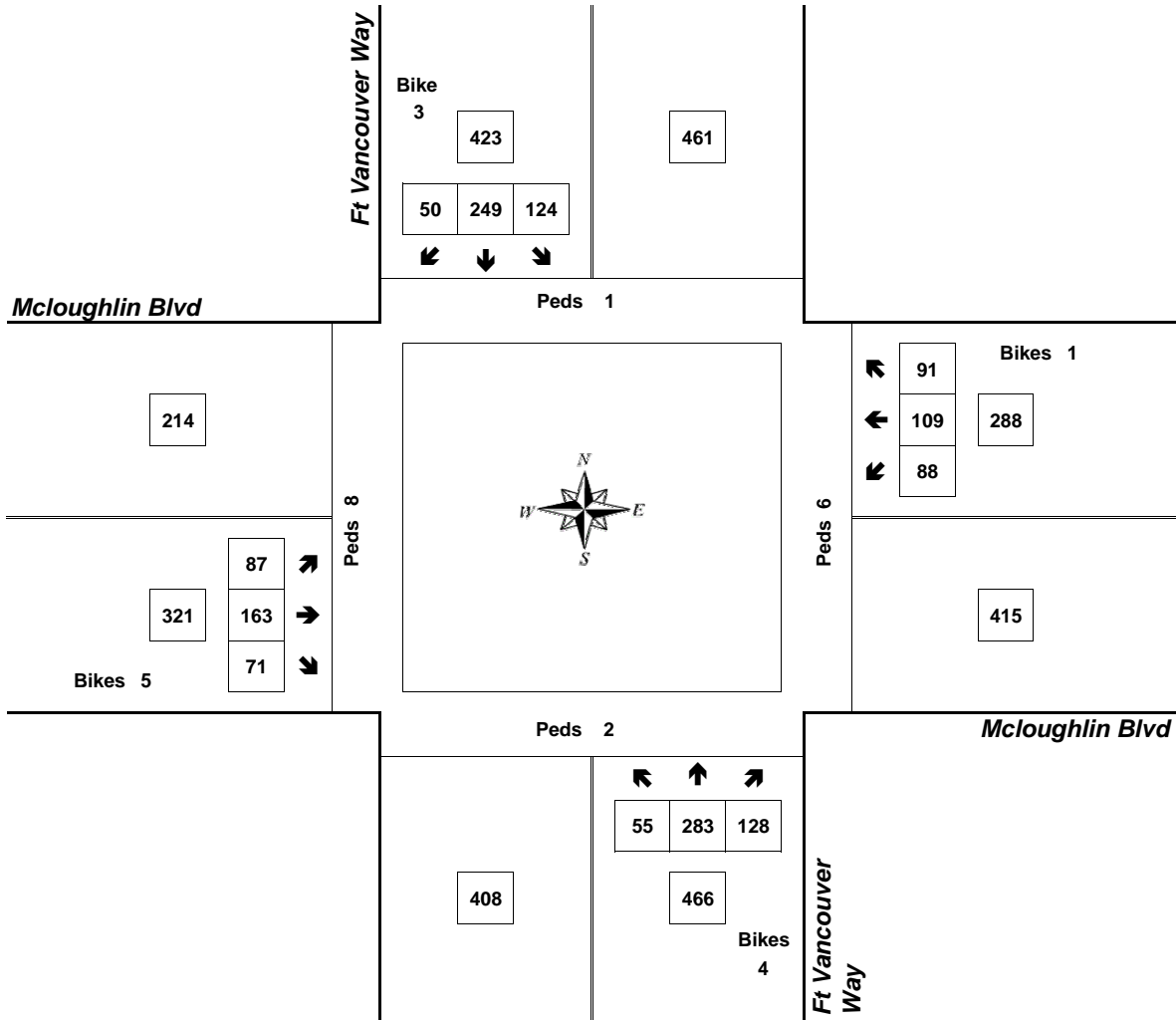
Peak Hour Summary



Clay Carney
(503) 833-2740

Ft Vancouver Way & Mcloughlin Blvd

4:35 PM to 5:35 PM
Tuesday, June 07, 2005



Approach	PHF	HV%	Volume
EB	0.79	1.9%	321
WB	0.82	0.7%	288
NB	0.74	1.1%	466
SB	0.85	1.2%	423
Intersection	0.82	1.2%	1,498

Count Period: 4:00 PM to 6:00 PM

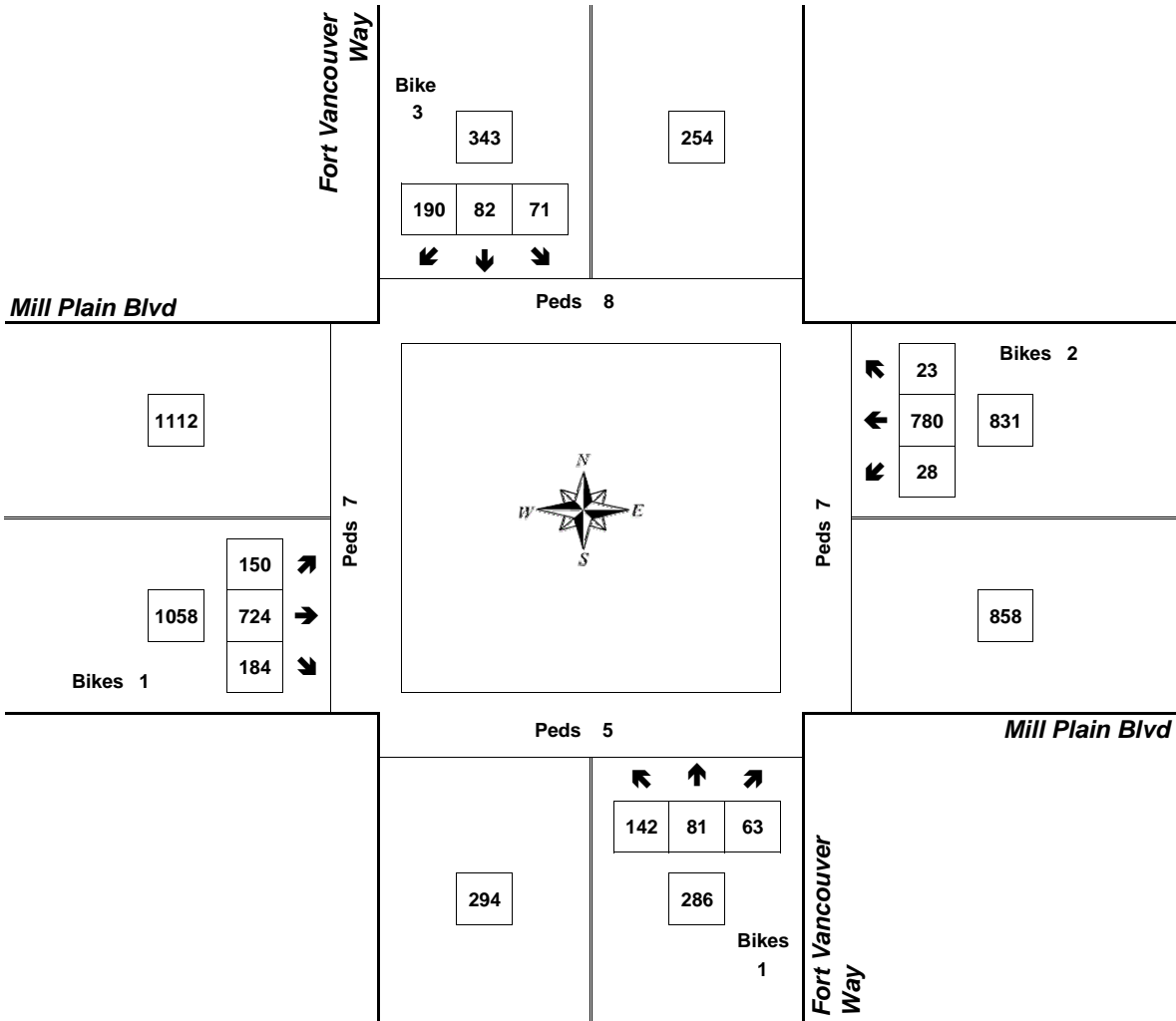
Peak Hour Summary



Clay Carney
(503) 833-2740

Fort Vancouver Way & Mill Plain Blvd

4:30 PM to 5:30 PM
Thursday, May 26, 2005



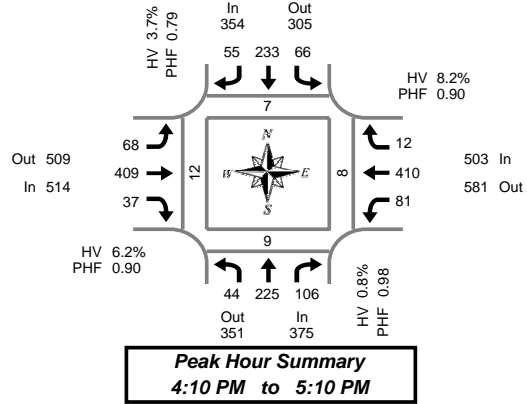
Approach	PHF	HV%	Volume
EB	0.85	2.2%	1,058
WB	0.91	3.0%	831
NB	0.79	4.5%	286
SB	0.81	2.0%	343
Intersection	0.94	2.7%	2,518

Count Period: 4:00 PM to 6:00 PM

Total Vehicle Summary



Clay Carney
(503) 833-2740



Main St & 4th Plain Blvd

Tuesday, June 07, 2005
4:00 PM to 6:00 PM

Peak Hour Summary
4:10 PM to 5:10 PM

5-Minute Interval Summary

4:00 PM to 5:55 PM

Interval Start Time	Northbound Main St				Southbound Main St				Eastbound 4th Plain Blvd				Westbound 4th Plain Blvd				Interval Total	Pedestrians Crosswalk			
	L	T	R	Bikes	L	T	R	Bikes	L	T	R	Bikes	L	T	R	Bikes		North	South	East	West
16:00	3	22	4	0	6	15	6	0	2	20	0	0	4	28	2	0	112	1	1	1	0
16:05	3	11	3	0	8	20	4	0	7	29	5	0	5	31	0	0	126	0	1	0	0
16:10	4	20	10	0	5	14	5	0	9	44	1	0	11	46	0	0	169	2	0	0	0
16:15	3	17	7	0	6	25	2	0	8	44	6	0	3	37	0	0	158	0	0	1	0
16:20	3	17	11	0	11	29	3	0	2	27	0	0	9	33	1	0	146	2	1	2	0
16:25	7	19	9	1	8	17	6	0	3	31	3	0	6	38	3	0	150	0	2	3	0
16:30	3	18	8	0	5	22	11	0	6	25	4	0	8	27	0	0	137	1	3	0	2
16:35	1	20	11	1	5	14	3	1	7	36	2	0	8	36	0	0	143	0	3	0	3
16:40	7	12	13	0	6	16	2	1	3	41	4	0	5	22	2	0	133	0	0	2	0
16:45	2	24	5	0	3	28	4	0	2	34	4	0	10	29	1	0	146	0	0	0	0
16:50	4	15	10	0	3	18	3	0	3	22	1	0	2	24	2	0	107	0	0	0	2
16:55	2	21	3	0	4	10	6	1	6	36	4	0	7	39	0	0	138	2	0	0	0
17:00	1	17	11	0	4	19	5	0	6	29	5	0	5	42	3	0	147	0	0	0	4
17:05	7	25	8	1	6	21	5	1	13	40	3	0	7	37	0	0	172	0	0	0	1
17:10	2	29	6	0	11	20	4	0	9	29	5	0	7	27	0	0	149	1	1	1	5
17:15	6	23	8	0	8	17	6	0	8	27	4	0	5	41	1	0	154	1	0	0	0
17:20	7	20	5	0	5	22	3	0	8	30	1	0	6	40	4	0	151	0	1	1	0
17:25	4	22	4	1	2	14	4	0	8	42	2	0	4	38	3	0	147	0	1	1	0
17:30	3	12	6	0	5	11	7	0	3	37	2	0	6	38	2	0	132	1	1	0	1
17:35	3	18	6	1	4	24	4	0	3	34	4	0	3	31	2	0	136	0	0	0	0
17:40	3	13	16	0	13	17	7	0	5	29	4	0	6	35	0	0	148	1	1	0	3
17:45	1	12	10	0	1	11	3	0	3	33	4	0	5	39	1	0	123	0	0	0	0
17:50	3	22	2	0	2	28	2	0	5	26	2	0	3	41	1	0	137	3	2	0	3
Total Survey	82	429	176	5	131	432	105	4	129	745	70	0	135	799	28	0	3,261	15	18	12	24

15-Minute Interval Summary

4:00 PM to 6:00 PM

Interval Start Time	Northbound Main St				Southbound Main St				Eastbound 4th Plain Blvd				Westbound 4th Plain Blvd				Interval Total	Pedestrians Crosswalk			
	L	T	R	Bikes	L	T	R	Bikes	L	T	R	Bikes	L	T	R	Bikes		North	South	East	West
16:00	10	53	17	0	19	49	15	0	18	93	6	0	20	105	2	0	407	3	2	1	0
16:15	13	53	27	1	25	71	11	0	13	102	9	0	18	108	4	0	454	2	3	6	0
16:30	11	50	32	1	16	52	16	2	16	102	10	0	21	85	2	0	413	1	6	2	5
16:45	8	60	18	0	10	56	13	1	11	92	9	0	19	92	3	0	391	2	0	0	2
17:00	10	71	25	1	21	60	14	1	28	98	13	0	19	106	3	0	468	1	1	1	10
17:15	17	65	17	1	15	53	13	0	24	99	7	0	15	119	8	0	452	1	2	2	0
17:30	9	43	28	1	22	52	18	0	11	100	10	0	15	104	4	0	416	2	2	0	4
17:45	4	34	12	0	3	39	5	0	8	59	6	0	8	80	2	0	260	3	2	0	3
Total Survey	82	429	176	5	131	432	105	4	129	745	70	0	135	799	28	0	3,261	15	18	12	24

Peak Hour Summary

4:10 PM to 5:10 PM

By Approach	Northbound Main St				Southbound Main St				Eastbound 4th Plain Blvd				Westbound 4th Plain Blvd				Total	Pedestrians Crosswalk			
	In	Out	Total	Bikes	In	Out	Total	Bikes	In	Out	Total	Bikes	In	Out	Total	Bikes		North	South	East	West
Volume	375	351	726	3	354	305	659	4	514	509	1,023	0	503	581	1,084	0	1,746	7	9	8	12
%HV	0.8%				3.7%				6.2%				8.2%				5.1%				
PHF	0.98				0.79				0.90				0.90				0.92				

By Movement	Northbound Main St				Southbound Main St				Eastbound 4th Plain Blvd				Westbound 4th Plain Blvd				Total
	L	T	R	Total	L	T	R	Total	L	T	R	Total	L	T	R	Total	
Volume	44	225	106	375	66	233	55	354	68	409	37	514	81	410	12	503	1,746
%HV	0.0%	1.3%	0.0%	0.8%	1.5%	4.3%	3.6%	3.7%	1.5%	7.6%	0.0%	6.2%	7.4%	8.5%	0.0%	8.2%	5.1%
PHF	0.85	0.89	0.83	0.98	0.66	0.82	0.69	0.79	0.68	0.89	0.77	0.90	0.88	0.87	0.60	0.90	0.92

Rolling Hour Summary

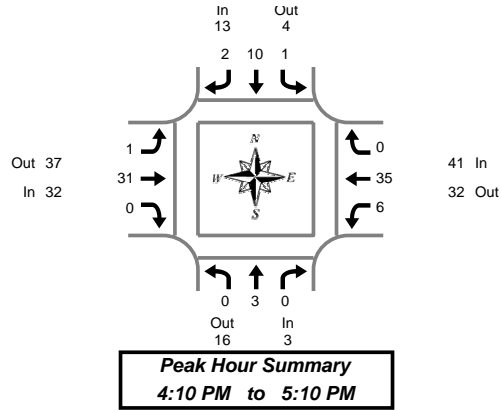
4:00 PM to 6:00 PM

Interval Start Time	Northbound Main St				Southbound Main St				Eastbound 4th Plain Blvd				Westbound 4th Plain Blvd				Interval Total	Pedestrians Crosswalk			
	L	T	R	Bikes	L	T	R	Bikes	L	T	R	Bikes	L	T	R	Bikes		North	South	East	West
16:00	42	216	94	2	70	228	55	3	58	389	34	0	78	390	11	0	1,665	8	11	9	7
16:15	42	234	102	3	72	239	54	4	68	394	41	0	77	391	12	0	1,726	6	10	9	17
16:30	46	246	92	3	62	221	56	4	79	391	39	0	74	402	16	0	1,724	5	9	5	17
16:45	44	239	88	3	68	221	58	2	74	389	39	0	68	421	18	0	1,727	6	5	3	16
17:00	40	213	82	3	61	204	50	1	71	356	36	0	57	409	17	0	1,596	7	7	3	17

Heavy Vehicle Summary



Clay Carney
(503) 833-2740



Main St & 4th Plain Blvd

Tuesday, June 07, 2005

4:00 PM to 6:00 PM

Heavy Vehicle 5-Minute Interval Summary

4:00 PM to 5:55 PM

Interval Start Time	Northbound Main St				Southbound Main St				Eastbound 4th Plain Blvd				Westbound 4th Plain Blvd				Interval Total
	L	T	R	Total	L	T	R	Total	L	T	R	Total	L	T	R	Total	
16:00	0	0	0	0	0	0	0	0	0	2	0	2	0	4	0	4	6
16:05	0	0	0	0	0	0	0	0	1	0	0	1	0	2	0	2	3
16:10	0	1	0	1	0	0	0	0	2	0	2	3	2	0	5	8	
16:15	0	0	0	0	0	1	1	2	1	3	0	4	0	6	0	6	12
16:20	0	1	0	1	0	1	1	2	0	3	0	3	0	3	0	3	9
16:25	0	0	0	0	1	0	0	1	0	3	0	3	0	0	0	0	4
16:30	0	0	0	0	0	2	0	2	0	4	0	4	1	2	0	3	9
16:35	0	0	0	0	0	2	0	2	0	3	0	3	0	2	0	2	7
16:40	0	0	0	0	0	0	0	0	0	1	0	1	0	1	0	1	2
16:45	0	0	0	0	0	1	0	1	0	4	0	4	1	4	0	5	10
16:50	0	1	0	1	0	1	0	1	0	1	0	1	0	2	0	2	5
16:55	0	0	0	0	0	1	0	1	0	4	0	4	0	7	0	7	12
17:00	0	0	0	0	0	0	0	0	0	1	0	1	1	2	0	3	4
17:05	0	0	0	0	0	1	0	1	0	2	0	2	0	4	0	4	7
17:10	0	0	0	0	1	1	0	2	0	2	0	2	1	2	0	3	7
17:15	0	0	0	0	0	0	0	0	1	2	0	3	0	3	0	3	6
17:20	0	0	0	0	0	0	0	0	0	3	0	3	0	1	1	2	5
17:25	0	0	0	0	0	0	0	0	0	1	0	1	0	3	0	3	4
17:30	0	0	0	0	0	0	0	0	0	1	0	1	1	3	0	4	5
17:35	0	0	0	0	0	1	0	1	0	3	0	3	0	3	0	3	7
17:40	0	0	0	0	1	2	0	3	0	1	0	1	0	1	0	1	5
17:45	0	0	0	0	0	0	0	0	0	1	0	1	1	4	0	5	6
17:50	0	0	0	0	0	1	0	1	0	1	0	1	0	3	0	3	5
17:55	0	0	0	0	0	0	0	0	0	0	0	0	0	0	0	0	0
Total Survey	0	3	0	3	3	15	2	20	3	48	0	51	9	64	1	74	148

Heavy Vehicle 15-Minute Interval Summary

4:00 PM to 6:00 PM

Interval Start Time	Northbound Main St				Southbound Main St				Eastbound 4th Plain Blvd				Westbound 4th Plain Blvd				Interval Total
	L	T	R	Total	L	T	R	Total	L	T	R	Total	L	T	R	Total	
16:00	0	1	0	1	0	0	0	0	1	4	0	5	3	8	0	11	17
16:15	0	1	0	1	1	2	2	5	1	9	0	10	0	9	0	9	25
16:30	0	0	0	0	0	4	0	4	0	8	0	8	1	5	0	6	18
16:45	0	1	0	1	0	3	0	3	0	9	0	9	1	13	0	14	27
17:00	0	0	0	0	1	2	0	3	0	5	0	5	2	8	0	10	18
17:15	0	0	0	0	0	0	0	0	1	6	0	7	0	7	1	8	15
17:30	0	0	0	0	1	3	0	4	0	5	0	5	1	7	0	8	17
17:45	0	0	0	0	0	1	0	1	0	2	0	2	1	7	0	8	11
Total Survey	0	3	0	3	3	15	2	20	3	48	0	51	9	64	1	74	148

Heavy Vehicle Peak Hour Summary

4:10 PM to 5:10 PM

By Approach	Northbound Main St			Southbound Main St			Eastbound 4th Plain Blvd			Westbound 4th Plain Blvd			Total
	In	Out	Total	In	Out	Total	In	Out	Total	In	Out	Total	
Volume	3	16	19	13	4	17	32	37	69	41	32	73	89
PHF	0.38			0.65			0.80			0.73			0.77

By Movement	Northbound Main St				Southbound Main St				Eastbound 4th Plain Blvd				Westbound 4th Plain Blvd				Total
	L	T	R	Total	L	T	R	Total	L	T	R	Total	L	T	R	Total	
Volume	0	3	0	3	1	10	2	13	1	31	0	32	6	35	0	41	89
PHF	0.00	0.38	0.00	0.38	0.25	0.63	0.25	0.65	0.25	0.78	0.00	0.80	0.50	0.67	0.00	0.73	0.77

Heavy Vehicle Rolling Hour Summary

4:00 PM to 6:00 PM

Interval Start Time	Northbound Main St				Southbound Main St				Eastbound 4th Plain Blvd				Westbound 4th Plain Blvd				Interval Total
	L	T	R	Total	L	T	R	Total	L	T	R	Total	L	T	R	Total	
16:00	0	3	0	3	1	9	2	12	2	30	0	32	5	35	0	40	87
16:15	0	2	0	2	2	11	2	15	1	31	0	32	4	35	0	39	88
16:30	0	1	0	1	1	9	0	10	1	28	0	29	4	33	1	38	78
16:45	0	1	0	1	2	8	0	10	1	25	0	26	4	35	1	40	77
17:00	0	0	0	0	2	6	0	8	1	18	0	19	4	29	1	34	61

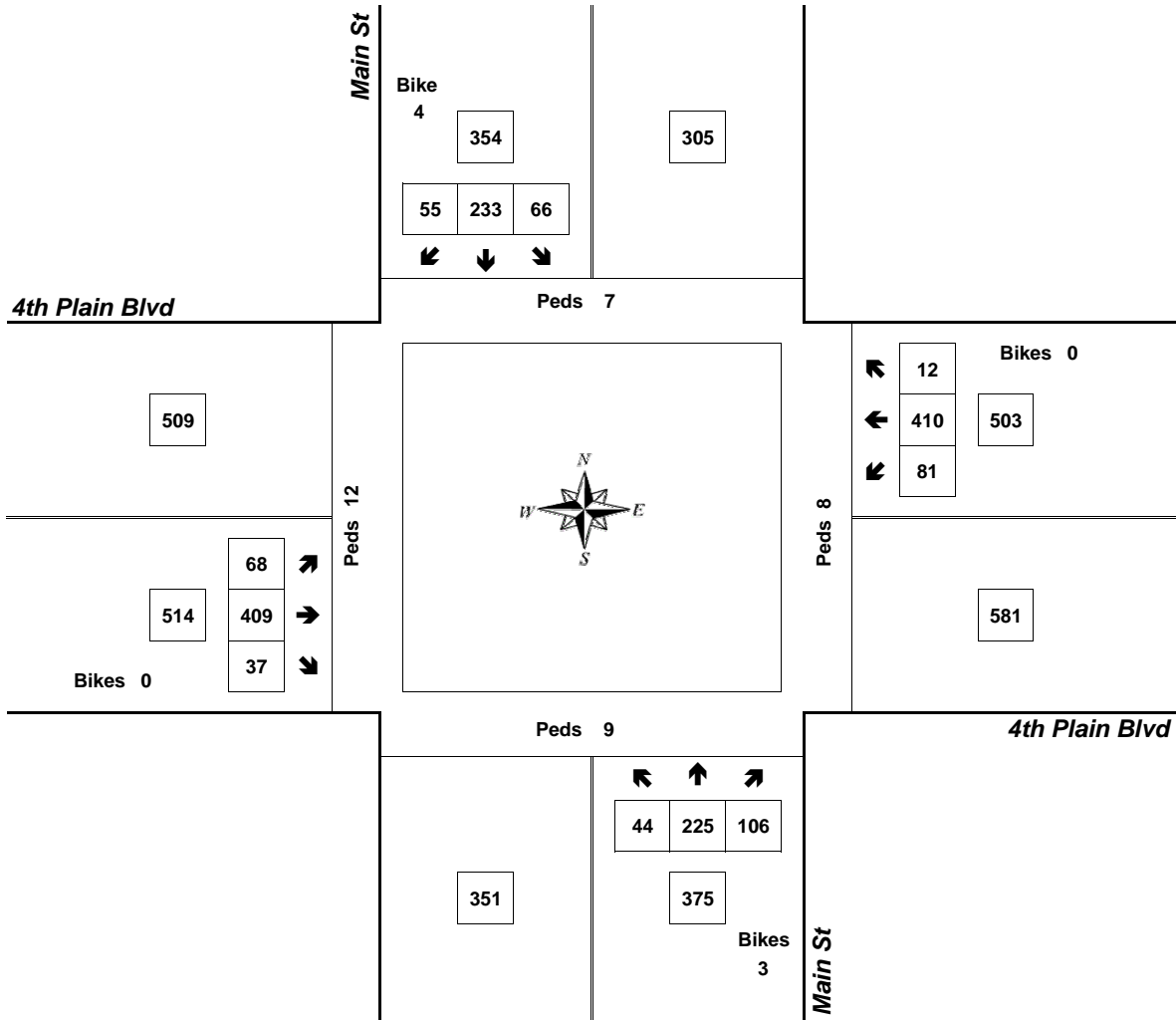
Peak Hour Summary



Clay Carney
(503) 833-2740

Main St & 4th Plain Blvd

4:10 PM to 5:10 PM
Tuesday, June 07, 2005



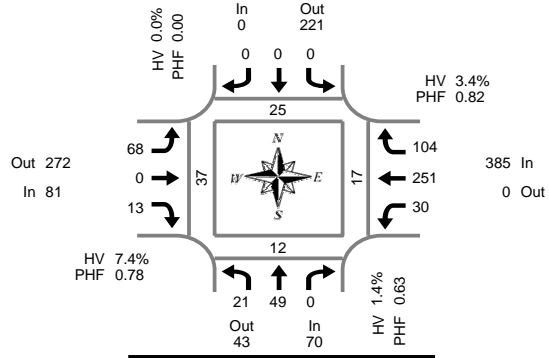
Approach	PHF	HV%	Volume
EB	0.90	6.2%	514
WB	0.90	8.2%	503
NB	0.98	0.8%	375
SB	0.79	3.7%	354
Intersection	0.92	5.1%	1,746

Count Period: 4:00 PM to 6:00 PM

Total Vehicle Summary



Clay Carney
(503) 833-2740



Main St & 6th St

Wednesday, August 10, 2005
4:00 PM to 6:00 PM

5-Minute Interval Summary

4:00 PM to 6:00 PM

Interval Start Time	Northbound Main St				Southbound Main St				Eastbound 6th St				Westbound 6th St				Interval Total	Pedestrians Crosswalk			
	L	T	R	Bikes	L	T	R	Bikes	L	T	R	Bikes	L	T	R	Bikes		North	South	East	West
16:00	0	3	0	0	0	0	0	0	4	0	1	0	4	27	15	0	54	0	4	4	3
16:05	3	3	0	1	0	0	0	0	8	0	1	0	1	20	18	0	54	1	3	5	2
16:10	5	3	0	0	0	0	0	1	7	0	1	0	1	19	9	0	45	8	2	1	5
16:15	0	1	0	0	0	0	0	0	4	0	0	1	1	18	11	0	35	6	0	0	4
16:20	0	3	0	1	0	0	0	0	2	0	1	2	1	20	6	1	33	1	1	4	3
16:25	1	2	0	0	0	0	0	0	6	0	1	0	0	12	9	1	31	1	2	1	2
16:30	1	8	0	0	0	0	0	0	6	0	0	0	3	16	8	0	42	3	1	0	5
16:35	2	3	0	0	0	0	0	0	6	0	1	0	3	23	12	0	50	1	0	0	6
16:40	3	1	0	0	0	0	0	0	5	0	0	0	4	26	8	0	47	5	0	0	9
16:45	0	4	0	0	0	0	0	0	6	0	2	1	1	30	10	0	53	1	0	1	1
16:50	0	6	0	0	0	0	0	1	7	0	3	0	4	22	5	1	47	1	2	3	7
16:55	2	5	0	0	0	0	0	0	6	0	0	0	1	14	6	0	34	1	0	0	3
17:00	4	7	0	0	0	0	0	2	4	0	1	0	1	21	9	0	47	2	2	0	3
17:05	5	5	0	0	0	0	0	0	8	0	3	0	2	23	10	0	56	4	2	3	2
17:10	1	4	0	0	0	0	0	0	9	0	1	0	5	15	12	0	47	3	2	2	3
17:15	2	2	0	2	0	0	0	0	3	0	0	0	1	17	6	0	31	5	2	4	2
17:20	1	4	0	0	0	0	0	0	1	0	0	0	1	18	3	0	28	2	0	1	1
17:25	0	5	0	0	0	0	0	0	7	0	0	0	5	20	13	1	50	0	2	1	0
17:30	1	3	0	0	0	0	0	0	6	0	2	0	2	22	10	0	46	0	0	2	0
17:35	3	2	0	1	0	0	0	0	5	0	0	0	2	19	5	0	36	0	1	2	3
17:40	1	0	0	0	0	0	0	1	4	0	0	0	4	26	7	0	42	1	0	3	1
17:45	0	4	0	0	0	0	0	0	2	0	1	0	0	11	7	0	25	4	1	1	1
17:50	1	2	0	0	0	0	0	0	3	0	1	1	3	15	6	0	31	2	1	5	2
17:55	0	1	0	0	0	0	0	0	2	0	4	0	3	24	8	0	42	3	4	2	4
Total Survey	36	81	0	5	0	0	0	5	121	0	24	5	53	478	213	4	1,006	55	32	45	72

15-Minute Interval Summary

4:00 PM to 6:00 PM

Interval Start Time	Northbound Main St				Southbound Main St				Eastbound 6th St				Westbound 6th St				Interval Total	Pedestrians Crosswalk			
	L	T	R	Bikes	L	T	R	Bikes	L	T	R	Bikes	L	T	R	Bikes		North	South	East	West
16:00	8	9	0	1	0	0	0	1	19	0	3	0	6	66	42	0	153	9	9	10	10
16:15	1	6	0	1	0	0	0	0	12	0	2	3	2	50	26	2	99	8	3	5	9
16:30	6	12	0	0	0	0	0	1	17	0	1	0	10	65	28	0	139	9	1	0	20
16:45	2	15	0	0	0	0	0	1	19	0	5	1	6	66	21	1	134	3	2	4	11
17:00	10	16	0	0	0	0	0	2	21	0	5	0	8	59	31	0	150	9	6	5	8
17:15	3	11	0	2	0	0	0	0	11	0	0	0	7	55	22	1	109	7	4	6	3
17:30	5	5	0	1	0	0	0	1	15	0	2	0	8	67	22	0	124	1	1	7	4
17:45	1	7	0	0	0	0	0	0	7	0	6	1	6	50	21	0	98	9	6	8	7
Total Survey	36	81	0	5	0	0	0	5	121	0	24	5	53	478	213	4	1,006	55	32	45	72

Peak Hour Summary

4:35 PM to 5:35 PM

By Approach	Northbound Main St				Southbound Main St				Eastbound 6th St				Westbound 6th St				Total	Pedestrians Crosswalk			
	In	Out	Total	Bikes	In	Out	Total	Bikes	In	Out	Total	Bikes	In	Out	Total	Bikes		North	South	East	West
Volume	70	43	113	2	0	221	221	3	81	272	353	1	385	0	385	2	536	25	12	17	37
%HV	1.4%				0.0%				7.4%				3.4%				3.7%				
PHF	0.63				0.00				0.78				0.82				0.89				

By Movement	Northbound Main St				Southbound Main St				Eastbound 6th St				Westbound 6th St				Total
	L	T	R	Total	L	T	R	Total	L	T	R	Total	L	T	R	Total	
Volume	21	49	0	70	0	0	0	0	68	0	13	81	30	251	104	385	536
%HV	0.0%	2.0%	0.0%	1.4%	0.0%	0.0%	0.0%	0.0%	8.8%	0.0%	0.0%	7.4%	0.0%	2.4%	6.7%	3.4%	3.7%
PHF	0.48	0.68	0.00	0.63	0.00	0.00	0.00	0.00	0.81	0.00	0.65	0.78	0.83	0.79	0.84	0.82	0.89

Rolling Hour Summary

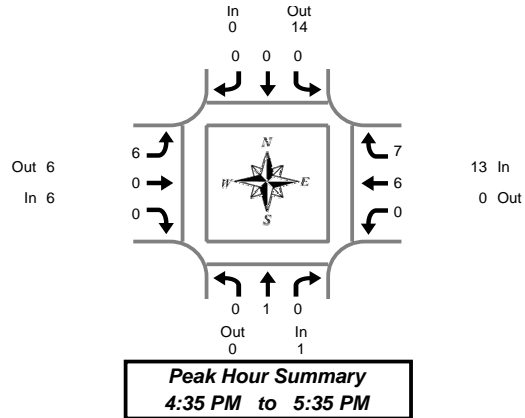
4:00 PM to 6:00 PM

Interval Start Time	Northbound Main St				Southbound Main St				Eastbound 6th St				Westbound 6th St				Interval Total	Pedestrians Crosswalk			
	L	T	R	Bikes	L	T	R	Bikes	L	T	R	Bikes	L	T	R	Bikes		North	South	East	West
16:00	17	42	0	2	0	0	0	2	67	0	11	4	24	247	117	3	525	29	15	19	50
16:15	19	49	0	1	0	0	0	3	69	0	13	4	26	240	106	3	522	29	12	14	48
16:30	21	54	0	2	0	0	0	3	68	0	11	1	31	245	102	2	532	28	13	15	42
16:45	20	47	0	3	0	0	0	4	66	0	12	1	29	247	96	2	517	20	13	22	26

Heavy Vehicle Summary



Clay Carney
(503) 833-2740



Main St & 6th St

Wednesday, August 10, 2005
4:00 PM to 6:00 PM

Heavy Vehicle 5-Minute Interval Summary 4:00 PM to 6:00 PM

Interval Start Time	Northbound Main St				Southbound Main St				Eastbound 6th St				Westbound 6th St				Interval Total	
	L	T	R	Total	L	T	R	Total	L	T	R	Total	L	T	R	Total		
16:00	0	0	0	0	0	0	0	0	0	0	0	0	0	0	0	1	1	1
16:05	0	0	0	0	0	0	0	0	0	1	0	0	1	0	0	2	2	3
16:10	0	0	0	0	0	0	0	0	0	1	0	0	1	0	1	0	1	2
16:15	0	0	0	0	0	0	0	0	0	0	0	0	0	0	1	1	2	2
16:20	0	0	0	0	0	0	0	0	0	0	0	0	0	0	1	0	1	1
16:25	0	0	0	0	0	0	0	0	0	0	0	0	0	0	0	0	0	0
16:30	0	0	0	0	0	0	0	0	0	0	0	0	0	0	0	0	0	0
16:35	0	0	0	0	0	0	0	0	0	1	0	0	1	0	0	0	0	1
16:40	0	0	0	0	0	0	0	0	0	0	0	0	0	0	3	1	4	4
16:45	0	1	0	1	0	0	0	0	0	2	0	0	2	0	0	0	0	3
16:50	0	0	0	0	0	0	0	0	0	1	0	0	1	0	0	1	1	2
16:55	0	0	0	0	0	0	0	0	0	0	0	0	0	0	0	0	0	0
17:00	0	0	0	0	0	0	0	0	0	0	0	0	0	0	0	0	0	0
17:05	0	0	0	0	0	0	0	0	0	0	0	0	0	0	1	0	1	1
17:10	0	0	0	0	0	0	0	0	0	0	0	0	0	0	1	1	1	1
17:15	0	0	0	0	0	0	0	0	0	0	0	0	0	0	0	0	0	0
17:20	0	0	0	0	0	0	0	0	0	0	0	0	0	1	1	2	2	2
17:25	0	0	0	0	0	0	0	0	0	1	0	0	1	0	0	2	2	3
17:30	0	0	0	0	0	0	0	0	0	1	0	0	1	0	1	1	2	3
17:35	0	0	0	0	0	0	0	0	0	0	0	0	0	0	0	0	0	0
17:40	0	0	0	0	0	0	0	0	0	0	0	0	0	0	2	0	2	2
17:45	0	0	0	0	0	0	0	0	0	0	0	0	0	0	1	1	1	1
17:50	0	0	0	0	0	0	0	0	0	0	0	0	0	0	0	0	0	0
17:55	0	0	0	0	0	0	0	0	0	0	0	0	0	0	1	1	1	1
Total Survey	0	1	0	1	0	0	0	0	0	8	0	0	8	0	11	13	24	33

Heavy Vehicle 15-Minute Interval Summary 4:00 PM to 6:00 PM

Interval Start Time	Northbound Main St				Southbound Main St				Eastbound 6th St				Westbound 6th St				Interval Total	
	L	T	R	Total	L	T	R	Total	L	T	R	Total	L	T	R	Total		
16:00	0	0	0	0	0	0	0	0	0	2	0	0	2	0	1	3	4	6
16:15	0	0	0	0	0	0	0	0	0	0	0	0	0	0	2	1	3	3
16:30	0	0	0	0	0	0	0	0	0	1	0	0	1	0	3	1	4	5
16:45	0	1	0	1	0	0	0	0	0	3	0	0	3	0	0	1	1	5
17:00	0	0	0	0	0	0	0	0	0	0	0	0	0	0	1	1	2	2
17:15	0	0	0	0	0	0	0	0	0	1	0	0	1	0	1	3	4	5
17:30	0	0	0	0	0	0	0	0	0	1	0	0	1	0	3	1	4	5
17:45	0	0	0	0	0	0	0	0	0	0	0	0	0	0	2	2	2	2
Total Survey	0	1	0	1	0	0	0	0	0	8	0	0	8	0	11	13	24	33

Heavy Vehicle Peak Hour Summary 4:35 PM to 5:35 PM

By Approach	Northbound Main St			Southbound Main St			Eastbound 6th St			Westbound 6th St			Total
	In	Out	Total	In	Out	Total	In	Out	Total	In	Out	Total	
Volume	1	0	1	0	14	14	6	6	12	13	0	13	20
PHF	0.25			0.00			0.50			0.54			0.56

By Movement	Northbound Main St				Southbound Main St				Eastbound 6th St				Westbound 6th St				Total	
	L	T	R	Total	L	T	R	Total	L	T	R	Total	L	T	R	Total		
Volume	0	1	0	1	0	0	0	0	0	6	0	0	6	0	6	7	13	20
PHF	0.00	0.25	0.00	0.25	0.00	0.00	0.00	0.00	0.00	0.50	0.00	0.00	0.50	0.00	0.50	0.44	0.54	0.56

Heavy Vehicle Rolling Hour Summary 4:00 PM to 6:00 PM

Interval Start Time	Northbound Main St				Southbound Main St				Eastbound 6th St				Westbound 6th St				Interval Total	
	L	T	R	Total	L	T	R	Total	L	T	R	Total	L	T	R	Total		
16:00	0	1	0	1	0	0	0	0	0	6	0	0	6	0	6	6	12	19
16:15	0	1	0	1	0	0	0	0	0	4	0	0	4	0	6	4	10	15
16:30	0	1	0	1	0	0	0	0	0	5	0	0	5	0	5	6	11	17
16:45	0	1	0	1	0	0	0	0	0	5	0	0	5	0	5	6	11	17

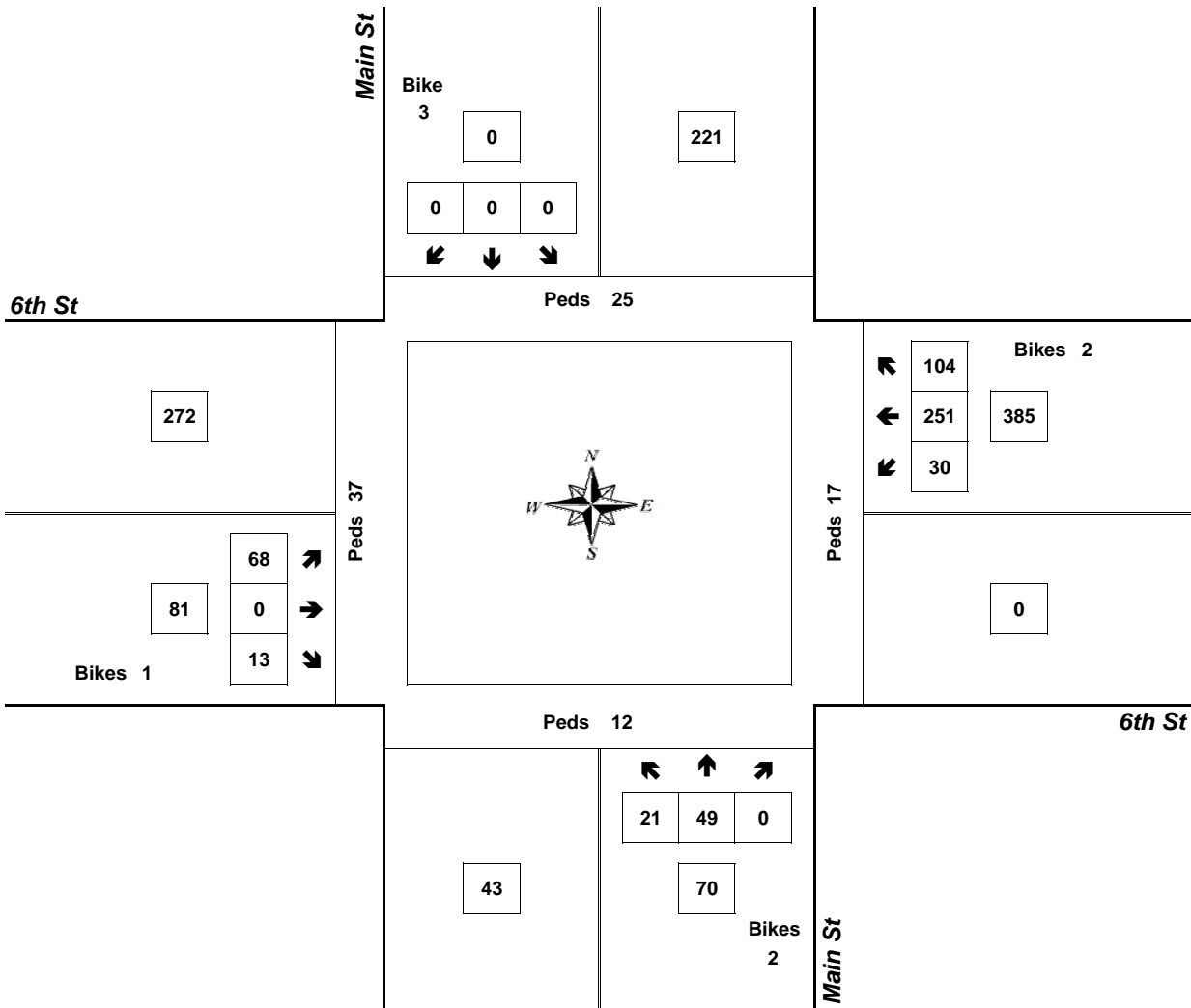
Peak Hour Summary



Clay Carney
(503) 833-2740

Main St & 6th St

4:35 PM to 5:35 PM
Wednesday, August 10, 2005



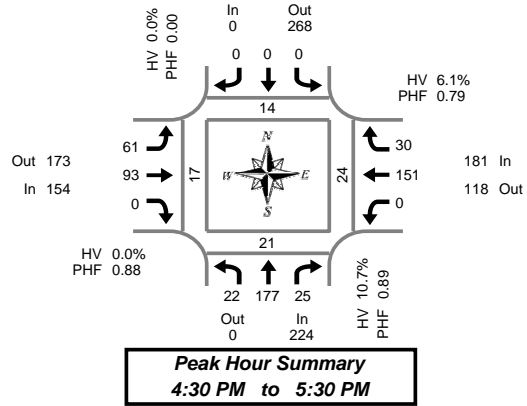
Approach	PHF	HV%	Volume
EB	0.78	7.4%	81
WB	0.82	3.4%	385
NB	0.63	1.4%	70
SB	0.00	0.0%	0
Intersection	0.89	3.7%	536

Count Period: 4:00 PM to 6:00 PM

Total Vehicle Summary



Clay Carney
(503) 833-2740



Main St & 8th St

Thursday, June 02, 2005
4:00 PM to 6:00 PM

5-Minute Interval Summary

4:00 PM to 6:00 PM

Interval Start Time	Northbound Main St				Southbound Main St				Eastbound 8th St				Westbound 8th St				Interval Total	Pedestrians Crosswalk			
	L	T	R	Bikes	L	T	R	Bikes	L	T	R	Bikes	L	T	R	Bikes		North	South	East	West
16:00	4	14	4	0	0	0	0	0	5	2	0	0	0	12	1	0	42	0	4	1	2
16:05	1	8	3	0	0	0	0	0	4	4	0	0	0	13	3	0	36	5	6	2	4
16:10	2	18	1	0	0	0	0	1	5	7	0	0	0	14	2	0	49	1	3	2	1
16:15	5	7	3	1	0	0	0	0	9	7	0	0	0	7	4	0	42	3	1	0	4
16:20	2	25	3	0	0	0	0	0	2	8	0	0	0	7	2	0	49	3	1	2	3
16:25	4	12	2	0	0	0	0	0	6	9	0	0	0	15	1	0	49	0	0	6	1
16:30	1	14	2	0	0	0	0	0	2	12	0	0	0	14	5	0	50	1	0	1	0
16:35	1	21	0	0	0	0	0	0	6	4	0	0	0	10	4	0	46	3	3	6	0
16:40	1	15	5	0	0	0	0	0	8	7	0	0	0	11	3	0	50	2	3	1	4
16:45	1	10	3	1	0	0	0	0	2	8	0	0	0	10	2	0	36	1	1	2	1
16:50	2	16	1	0	0	0	0	0	11	5	0	0	0	15	2	0	52	1	1	1	2
16:55	3	16	3	0	0	0	0	0	4	9	0	0	0	11	3	0	49	0	1	2	0
17:00	3	17	2	0	0	0	0	0	4	7	0	0	0	6	3	0	42	3	1	1	2
17:05	3	11	0	1	0	0	0	0	2	6	0	0	0	7	0	0	29	0	1	1	0
17:10	1	8	1	0	0	0	0	0	5	9	0	0	0	18	4	0	46	1	3	6	1
17:15	2	15	1	2	0	0	0	0	5	6	0	0	0	18	0	0	47	1	1	2	1
17:20	1	17	3	0	0	0	0	0	8	11	0	0	0	14	3	0	57	0	5	0	4
17:25	3	17	4	1	0	0	0	0	4	9	0	0	0	17	1	0	55	1	1	1	2
17:30	2	17	0	0	0	0	0	0	3	5	0	0	0	16	4	0	47	1	2	2	3
17:35	3	11	4	0	0	0	0	0	3	7	0	0	0	15	6	0	49	2	2	4	4
17:40	2	15	4	1	0	0	0	0	6	4	0	0	0	13	3	0	47	1	3	1	1
17:45	4	11	3	1	0	0	0	0	5	5	0	0	0	9	1	0	38	0	1	0	2
17:50	2	11	0	0	0	0	0	0	2	7	0	0	0	10	2	0	34	0	0	0	1
17:55	1	10	1	0	0	0	0	1	2	4	0	0	0	7	2	0	27	5	4	3	4
Total Survey	54	336	53	8	0	0	0	2	113	162	0	0	0	289	61	0	1,068	35	48	47	47

15-Minute Interval Summary

4:00 PM to 6:00 PM

Interval Start Time	Northbound Main St				Southbound Main St				Eastbound 8th St				Westbound 8th St				Interval Total	Pedestrians Crosswalk			
	L	T	R	Bikes	L	T	R	Bikes	L	T	R	Bikes	L	T	R	Bikes		North	South	East	West
16:00	7	40	8	0	0	0	0	1	14	13	0	0	0	39	6	0	127	6	13	5	7
16:15	11	44	8	1	0	0	0	0	17	24	0	0	0	29	7	0	140	6	2	8	8
16:30	3	50	7	0	0	0	0	0	16	23	0	0	0	35	12	0	146	6	6	8	4
16:45	6	42	7	1	0	0	0	0	17	22	0	0	0	36	7	0	137	2	3	5	3
17:00	7	36	3	1	0	0	0	0	11	22	0	0	0	31	7	0	117	4	5	8	3
17:15	6	49	8	3	0	0	0	0	17	26	0	0	0	49	4	0	159	2	7	3	7
17:30	7	43	8	1	0	0	0	0	12	16	0	0	0	44	13	0	143	4	7	7	8
17:45	7	32	4	1	0	0	0	1	9	16	0	0	0	26	5	0	99	5	5	3	7
Total Survey	54	336	53	8	0	0	0	2	113	162	0	0	0	289	61	0	1,068	35	48	47	47

Peak Hour Summary

4:30 PM to 5:30 PM

By Approach	Northbound Main St				Southbound Main St				Eastbound 8th St				Westbound 8th St				Total	Pedestrians Crosswalk			
	In	Out	Total	Bikes	In	Out	Total	Bikes	In	Out	Total	Bikes	In	Out	Total	Bikes		North	South	East	West
Volume	224	0	224	5	0	268	268	0	154	173	327	0	181	118	299	0	559	14	21	24	17
%HV	10.7%				0.0%				0.0%				6.1%				6.3%				
PHF	0.89				0.00				0.88				0.79				0.88				

By Movement	Northbound Main St				Southbound Main St				Eastbound 8th St				Westbound 8th St				Total
	L	T	R	Total	L	T	R	Total	L	T	R	Total	L	T	R	Total	
Volume	22	177	25	224	0	0	0	0	61	93	0	154	0	151	30	181	559
%HV	4.5%	13.0%	0.0%	10.7%	0.0%	0.0%	0.0%	0.0%	0.0%	0.0%	0.0%	0.0%	0.0%	6.6%	3.3%	6.1%	6.3%
PHF	0.61	0.89	0.69	0.89	0.00	0.00	0.00	0.00	0.73	0.89	0.00	0.88	0.00	0.76	0.63	0.79	0.88

Rolling Hour Summary

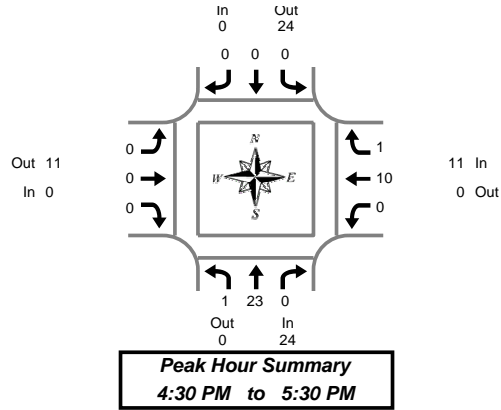
4:00 PM to 6:00 PM

Interval Start Time	Northbound Main St				Southbound Main St				Eastbound 8th St				Westbound 8th St				Interval Total	Pedestrians Crosswalk			
	L	T	R	Bikes	L	T	R	Bikes	L	T	R	Bikes	L	T	R	Bikes		North	South	East	West
16:00	27	176	30	2	0	0	0	1	64	82	0	0	0	139	32	0	550	20	24	26	22
16:15	27	172	25	3	0	0	0	0	61	91	0	0	0	131	33	0	540	18	16	29	18
16:30	22	177	25	5	0	0	0	0	61	93	0	0	0	151	30	0	559	14	21	24	17
16:45	26	170	26	6	0	0	0	0	57	86	0	0	0	160	31	0	556	12	22	23	21
17:00	27	160	23	6	0	0	0	1	49	80	0	0	0	150	29	0	518	15	24	21	25

Heavy Vehicle Summary



Clay Carney
(503) 833-2740



Main St & 8th St

Thursday, June 02, 2005

4:00 PM to 6:00 PM

Heavy Vehicle 5-Minute Interval Summary

4:00 PM to 6:00 PM

Interval Start Time	Northbound Main St				Southbound Main St				Eastbound 8th St				Westbound 8th St				Interval Total	
	L	T	R	Total	L	T	R	Total	L	T	R	Total	L	T	R	Total		
16:00	0	2	0	2	0	0	0	0	0	0	0	0	0	0	0	0	0	2
16:05	0	1	0	1	0	0	0	0	0	0	0	0	0	0	0	0	0	1
16:10	0	1	0	1	0	0	0	0	0	1	0	0	1	0	1	0	1	3
16:15	0	1	0	1	0	0	0	0	0	0	0	0	0	0	0	0	0	1
16:20	0	8	1	9	0	0	0	0	0	0	0	0	0	1	0	1	1	10
16:25	2	2	0	4	0	0	0	0	0	0	0	0	0	1	0	1	1	5
16:30	0	1	0	1	0	0	0	0	0	0	0	0	0	1	0	1	1	2
16:35	0	2	0	2	0	0	0	0	0	0	0	0	0	0	1	1	1	3
16:40	0	2	0	2	0	0	0	0	0	0	0	0	0	0	0	0	0	2
16:45	0	1	0	1	0	0	0	0	0	0	0	0	0	2	0	2	2	3
16:50	0	3	0	3	0	0	0	0	0	0	0	0	0	1	0	1	1	4
16:55	0	5	0	5	0	0	0	0	0	0	0	0	0	0	0	0	0	5
17:00	0	1	0	1	0	0	0	0	0	0	0	0	0	1	0	1	1	2
17:05	0	2	0	2	0	0	0	0	0	0	0	0	0	0	0	0	0	2
17:10	0	0	0	0	0	0	0	0	0	0	0	0	0	0	0	0	0	0
17:15	0	0	0	0	0	0	0	0	0	0	0	0	0	2	0	2	2	2
17:20	0	4	0	4	0	0	0	0	0	0	0	0	0	0	0	0	0	4
17:25	1	2	0	3	0	0	0	0	0	0	0	0	0	3	0	3	3	6
17:30	0	4	0	4	0	0	0	0	0	0	0	0	0	0	0	0	0	4
17:35	0	2	0	2	0	0	0	0	0	0	0	0	0	1	1	2	2	4
17:40	1	1	0	2	0	0	0	0	0	0	0	0	0	1	0	1	1	3
17:45	1	1	0	2	0	0	0	0	0	0	0	0	0	1	0	1	1	3
17:50	0	5	0	5	0	0	0	0	0	0	0	0	0	0	0	0	0	5
17:55	0	1	0	1	0	0	0	0	0	0	0	0	0	3	0	3	3	4
Total Survey	5	52	1	58	0	0	0	0	1	0	0	1	0	19	2	21	21	80

Heavy Vehicle 15-Minute Interval Summary

4:00 PM to 6:00 PM

Interval Start Time	Northbound Main St				Southbound Main St				Eastbound 8th St				Westbound 8th St				Interval Total	
	L	T	R	Total	L	T	R	Total	L	T	R	Total	L	T	R	Total		
16:00	0	4	0	4	0	0	0	0	1	0	0	1	0	1	0	1	1	6
16:15	2	11	1	14	0	0	0	0	0	0	0	0	0	2	0	2	2	16
16:30	0	5	0	5	0	0	0	0	0	0	0	0	0	1	1	2	2	7
16:45	0	9	0	9	0	0	0	0	0	0	0	0	0	3	0	3	3	12
17:00	0	3	0	3	0	0	0	0	0	0	0	0	0	1	0	1	1	4
17:15	1	6	0	7	0	0	0	0	0	0	0	0	0	5	0	5	5	12
17:30	1	7	0	8	0	0	0	0	0	0	0	0	0	2	1	3	3	11
17:45	1	7	0	8	0	0	0	0	0	0	0	0	0	4	0	4	4	12
Total Survey	5	52	1	58	0	0	0	0	1	0	0	1	0	19	2	21	21	80

Heavy Vehicle Peak Hour Summary

4:30 PM to 5:30 PM

By Approach	Northbound Main St			Southbound Main St			Eastbound 8th St			Westbound 8th St			Total
	In	Out	Total	In	Out	Total	In	Out	Total	In	Out	Total	
Volume	24	0	24	0	24	24	0	11	11	11	0	11	35
PHF	0.67			0.00			0.00			0.55			0.73

By Movement	Northbound Main St				Southbound Main St				Eastbound 8th St				Westbound 8th St				Total
	L	T	R	Total	L	T	R	Total	L	T	R	Total	L	T	R	Total	
Volume	1	23	0	24	0	0	0	0	0	0	0	0	0	10	1	11	35
PHF	0.25	0.64	0.00	0.67	0.00	0.00	0.00	0.00	0.00	0.00	0.00	0.00	0.00	0.50	0.25	0.55	0.73

Heavy Vehicle Rolling Hour Summary

4:00 PM to 6:00 PM

Interval Start Time	Northbound Main St				Southbound Main St				Eastbound 8th St				Westbound 8th St				Interval Total	
	L	T	R	Total	L	T	R	Total	L	T	R	Total	L	T	R	Total		
16:00	0	0	0	0	0	0	0	0	1	0	0	1	0	7	1	8	8	41
16:15	2	28	1	31	0	0	0	0	0	0	0	0	0	7	1	8	8	39
16:30	1	23	0	24	0	0	0	0	0	0	0	0	0	10	1	11	11	35
16:45	2	25	0	27	0	0	0	0	0	0	0	0	0	11	1	12	12	39
17:00	3	23	0	26	0	0	0	0	0	0	0	0	0	12	1	13	13	39

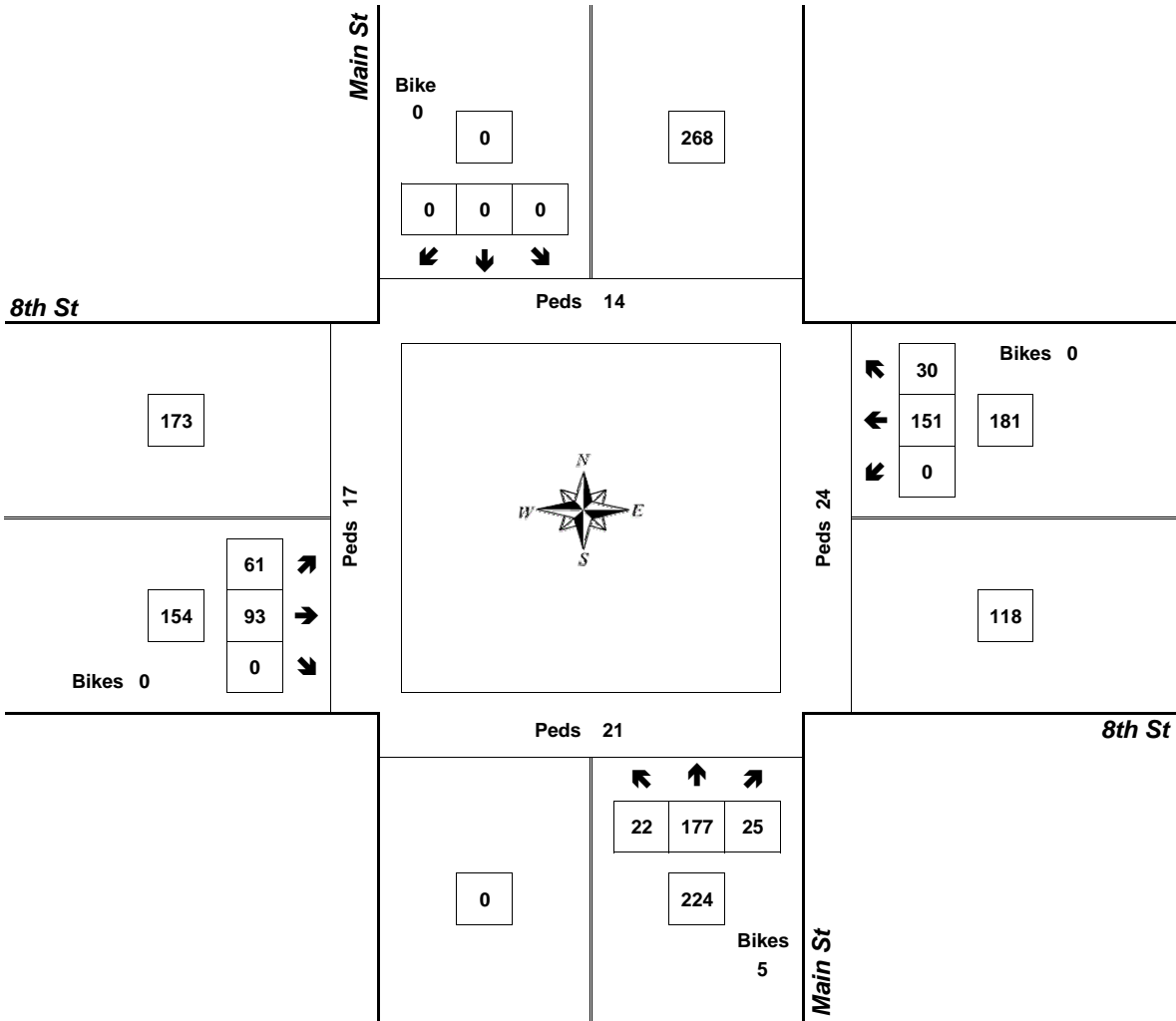
Peak Hour Summary



Clay Carney
(503) 833-2740

Main St & 8th St

4:30 PM to 5:30 PM
Thursday, June 02, 2005



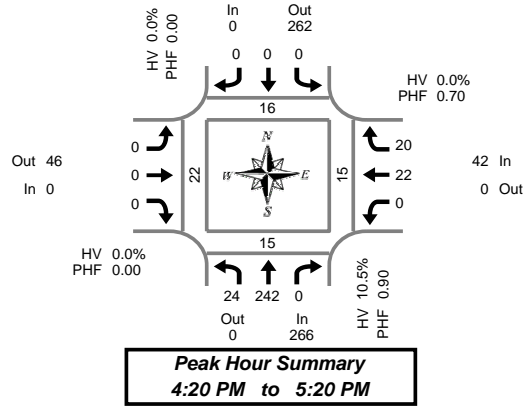
Approach	PHF	HV%	Volume
EB	0.88	0.0%	154
WB	0.79	6.1%	181
NB	0.89	10.7%	224
SB	0.00	0.0%	0
Intersection	0.88	6.3%	559

Count Period: 4:00 PM to 6:00 PM

Total Vehicle Summary



Clay Carney
(503) 833-2740



Main St & 9th St Thursday, June 02, 2005 4:00 PM to 6:00 PM

5-Minute Interval Summary 4:00 PM to 6:00 PM

Interval Start Time	Northbound Main St				Southbound Main St				Eastbound 9th St				Westbound 9th St				Interval Total	Pedestrians Crosswalk			
	L	T	R	Bikes	L	T	R	Bikes	L	T	R	Bikes	L	T	R	Bikes		North	South	East	West
16:00	0	20	0	0	0	0	0	0	0	0	0	0	0	0	3	0	23	0	4	3	5
16:05	2	16	0	0	0	0	0	0	0	0	0	0	0	3	1	0	22	3	2	0	3
16:10	0	20	0	1	0	0	0	0	0	0	0	1	0	1	2	0	23	0	8	2	0
16:15	4	14	0	0	0	0	0	0	0	0	0	0	2	4	0	24	3	0	1	1	
16:20	0	24	0	0	0	0	0	0	0	0	0	0	2	2	0	28	0	4	3	1	
16:25	4	25	0	0	0	0	0	0	0	0	0	2	2	1	0	32	2	1	1	1	
16:30	1	14	0	0	0	0	0	1	0	0	0	1	0	3	0	19	3	1	1	1	
16:35	6	24	0	0	0	0	0	0	0	0	0	0	0	0	0	30	2	2	1	2	
16:40	2	26	0	0	0	0	0	0	0	0	0	0	2	3	0	33	2	1	0	1	
16:45	1	12	0	0	0	0	0	0	0	0	0	0	0	1	0	14	1	1	2	3	
16:50	3	24	0	0	0	0	0	1	0	0	0	0	1	2	0	30	0	1	1	2	
16:55	2	22	0	0	0	0	0	0	0	0	0	0	1	1	0	26	2	0	2	0	
17:00	2	17	0	0	0	0	0	1	0	0	0	0	2	3	0	24	0	1	0	2	
17:05	1	17	0	1	0	0	0	0	0	0	0	0	4	1	0	23	0	0	1	2	
17:10	1	19	0	0	0	0	0	0	0	0	0	0	4	0	0	24	0	2	2	1	
17:15	1	18	0	0	0	0	0	0	0	0	0	0	3	3	1	25	4	1	1	6	
17:20	1	23	0	0	0	0	0	0	0	0	0	0	0	1	0	25	0	1	0	1	
17:25	1	20	0	0	0	0	0	0	0	0	0	0	3	1	0	25	2	5	2	5	
17:30	2	23	0	0	0	0	0	0	0	0	0	0	1	3	0	29	1	4	1	1	
17:35	2	17	0	1	0	0	0	0	0	0	0	0	2	1	0	22	1	1	3	0	
17:40	1	20	0	0	0	0	0	0	0	0	0	0	2	1	0	24	4	0	0	4	
17:45	3	17	0	0	0	0	0	0	0	0	0	0	2	2	0	24	2	0	0	4	
17:50	1	12	0	1	0	0	0	0	0	0	0	0	6	3	0	22	0	1	0	0	
17:55	1	15	0	0	0	0	0	0	0	0	0	0	3	2	1	21	0	0	1	0	
Total Survey	42	459	0	4	0	0	0	3	0	0	0	4	0	47	44	2	592	32	41	28	46

15-Minute Interval Summary 4:00 PM to 6:00 PM

Interval Start Time	Northbound Main St				Southbound Main St				Eastbound 9th St				Westbound 9th St				Interval Total	Pedestrians Crosswalk			
	L	T	R	Bikes	L	T	R	Bikes	L	T	R	Bikes	L	T	R	Bikes		North	South	East	West
16:00	2	56	0	1	0	0	0	0	0	0	0	1	0	4	6	0	68	3	14	5	8
16:15	8	63	0	0	0	0	0	0	0	0	0	2	0	6	7	0	84	5	5	5	3
16:30	9	64	0	0	0	0	0	1	0	0	0	1	0	3	6	0	82	7	4	2	4
16:45	6	58	0	0	0	0	0	1	0	0	0	0	2	4	0	70	3	2	5	5	
17:00	4	53	0	1	0	0	0	1	0	0	0	0	10	4	0	71	0	3	3	5	
17:15	3	61	0	0	0	0	0	0	0	0	0	0	6	5	1	75	6	7	3	12	
17:30	5	60	0	1	0	0	0	0	0	0	0	0	5	5	0	75	6	5	4	5	
17:45	5	44	0	1	0	0	0	0	0	0	0	0	11	7	1	67	2	1	1	4	
Total Survey	42	459	0	4	0	0	0	3	0	0	0	4	0	47	44	2	592	32	41	28	46

Peak Hour Summary 4:20 PM to 5:20 PM

By Approach	Northbound Main St				Southbound Main St				Eastbound 9th St				Westbound 9th St				Total	Pedestrians Crosswalk			
	In	Out	Total	Bikes	In	Out	Total	Bikes	In	Out	Total	Bikes	In	Out	Total	Bikes		North	South	East	West
Volume	266	0	266	1	0	262	262	3	0	46	46	3	42	0	42	1	308	16	15	15	22
%HV	10.5%				0.0%				0.0%				0.0%				9.1%				
PHF	0.90				0.00				0.00				0.70				0.94				

By Movement	Northbound Main St				Southbound Main St				Eastbound 9th St				Westbound 9th St				Total
	L	T	R	Total	L	T	R	Total	L	T	R	Total	L	T	R	Total	
Volume	24	242	0	266	0	0	0	0	0	0	0	0	0	22	20	42	308
%HV	0.0%	11.6%	0.0%	10.5%	0.0%	0.0%	0.0%	0.0%	0.0%	0.0%	0.0%	0.0%	0.0%	0.0%	0.0%	0.0%	9.1%
PHF	0.55	0.95	0.00	0.90	0.00	0.00	0.00	0.00	0.00	0.00	0.00	0.00	0.00	0.50	0.83	0.70	0.94

Rolling Hour Summary 4:00 PM to 6:00 PM

Interval Start Time	Northbound Main St				Southbound Main St				Eastbound 9th St				Westbound 9th St				Interval Total	Pedestrians Crosswalk			
	L	T	R	Bikes	L	T	R	Bikes	L	T	R	Bikes	L	T	R	Bikes		North	South	East	West
16:00	25	241	0	1	0	0	0	2	0	0	0	4	0	15	23	0	304	18	25	17	20
16:15	27	238	0	1	0	0	0	3	0	0	0	3	0	21	21	0	307	15	14	15	17
16:30	22	236	0	1	0	0	0	3	0	0	0	1	0	21	19	1	298	16	16	13	26
16:45	18	232	0	2	0	0	0	2	0	0	0	0	0	23	18	1	291	15	17	15	27
17:00	17	218	0	3	0	0	0	1	0	0	0	0	0	32	21	2	288	14	16	11	26

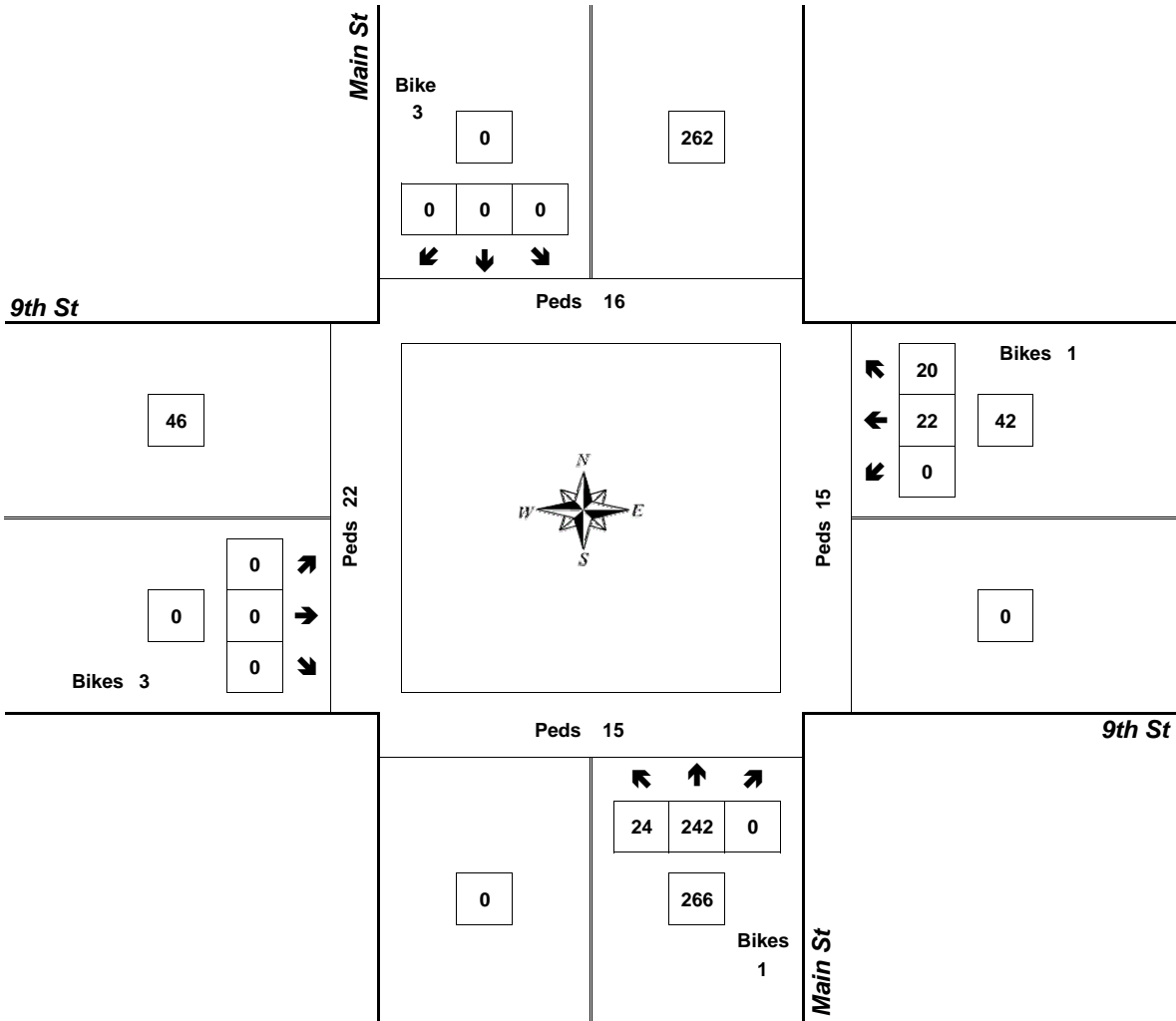
Peak Hour Summary



Clay Carney
(503) 833-2740

Main St & 9th St

4:20 PM to 5:20 PM
Thursday, June 02, 2005



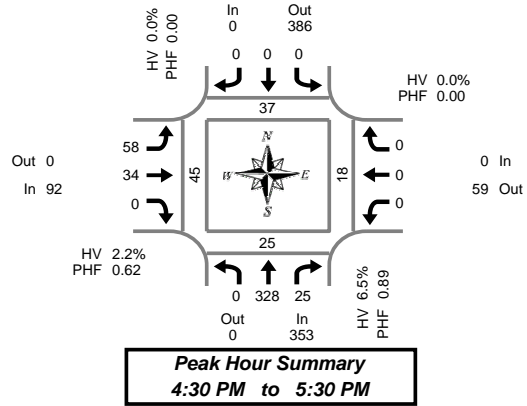
Approach	PHF	HV%	Volume
EB	0.00	0.0%	0
WB	0.70	0.0%	42
NB	0.90	10.5%	266
SB	0.00	0.0%	0
Intersection	0.94	9.1%	308

Count Period: 4:00 PM to 6:00 PM

Total Vehicle Summary



Clay Carney
(503) 833-2740



Main St & 11th St

Wednesday, June 01, 2005
4:00 PM to 6:00 PM

5-Minute Interval Summary

4:00 PM to 6:00 PM

Interval Start Time	Northbound Main St				Southbound Main St				Eastbound 11th St				Westbound 11th St				Interval Total	Pedestrians Crosswalk						
	L	T	R	Bikes	L	T	R	Bikes	L	T	R	Bikes	L	T	R	Bikes		North	South	East	West			
16:00	0	27	1	0	0	0	0	0	0	5	0	0	0	0	0	0	0	0	0	33	3	2	4	10
16:05	0	32	0	0	0	0	0	0	1	2	0	0	0	0	0	0	0	0	0	35	1	0	0	3
16:10	0	36	2	0	0	0	0	0	4	8	0	0	0	0	0	0	0	0	0	50	3	1	2	4
16:15	0	25	1	0	0	0	0	0	5	3	0	0	0	0	0	0	0	0	0	34	2	0	0	9
16:20	0	22	2	0	0	0	0	0	4	1	0	0	0	0	0	0	0	0	0	29	2	3	0	12
16:25	0	17	2	0	0	0	0	1	5	4	0	0	0	0	0	0	0	0	0	28	1	0	3	6
16:30	0	23	0	0	0	0	0	0	8	4	0	0	0	0	0	0	0	0	0	35	1	0	0	2
16:35	0	31	3	0	0	0	0	0	3	2	0	0	0	0	0	0	0	0	0	39	4	0	0	3
16:40	0	30	7	0	0	0	0	0	6	4	0	0	0	0	0	0	0	0	0	47	2	0	0	5
16:45	0	25	3	0	0	0	0	0	2	2	0	0	0	0	0	0	0	0	0	32	1	5	6	2
16:50	0	26	0	0	0	0	0	0	2	4	0	0	0	0	0	0	0	0	0	32	3	4	0	3
16:55	0	30	1	0	0	0	0	0	3	1	0	0	0	0	0	0	0	0	0	35	3	0	4	8
17:00	0	22	1	0	0	0	0	0	5	1	0	0	0	0	0	0	0	0	0	29	0	4	2	6
17:05	0	20	1	0	0	0	0	0	4	5	0	0	0	0	0	0	0	0	0	30	7	6	2	2
17:10	0	34	2	0	0	0	0	0	10	3	0	0	0	0	0	0	0	0	0	49	3	2	1	4
17:15	0	35	2	0	0	0	0	1	8	7	0	0	0	0	0	0	0	1	1	52	6	3	1	2
17:20	0	22	3	0	0	0	0	0	7	1	0	0	0	0	0	0	0	0	0	33	2	1	1	6
17:25	0	30	2	0	0	0	0	0	0	0	0	0	0	0	0	0	0	0	0	32	5	0	1	2
17:30	0	25	0	0	0	0	0	0	3	3	0	0	0	0	0	0	0	0	0	31	2	0	2	4
17:35	0	18	0	0	0	0	0	0	3	3	0	0	0	0	0	0	0	0	0	24	4	2	2	1
17:40	0	19	2	0	0	0	0	0	0	3	0	0	0	0	0	0	0	0	0	24	4	1	1	0
17:45	0	16	0	0	0	0	0	0	2	1	0	0	0	0	0	0	0	0	0	19	2	0	1	4
17:50	0	19	0	0	0	0	0	0	1	3	0	0	0	0	0	0	0	0	0	23	0	0	1	2
17:55	0	15	0	0	0	0	0	0	2	1	0	0	0	0	0	0	0	0	0	18	2	0	0	1
Total Survey	0	599	35	0	0	0	0	2	88	71	0	0	0	0	0	0	1	1	1	793	63	34	34	101

15-Minute Interval Summary

4:00 PM to 6:00 PM

Interval Start Time	Northbound Main St				Southbound Main St				Eastbound 11th St				Westbound 11th St				Interval Total	Pedestrians Crosswalk						
	L	T	R	Bikes	L	T	R	Bikes	L	T	R	Bikes	L	T	R	Bikes		North	South	East	West			
16:00	0	95	3	0	0	0	0	0	5	15	0	0	0	0	0	0	0	0	0	118	7	3	6	17
16:15	0	64	5	0	0	0	0	1	14	8	0	0	0	0	0	0	0	0	0	91	5	3	3	27
16:30	0	84	10	0	0	0	0	0	17	10	0	0	0	0	0	0	0	0	0	121	7	0	0	10
16:45	0	81	4	0	0	0	0	0	7	7	0	0	0	0	0	0	0	0	0	99	7	9	10	13
17:00	0	76	4	0	0	0	0	0	19	9	0	0	0	0	0	0	0	0	0	108	10	12	5	12
17:15	0	87	7	0	0	0	0	1	15	8	0	0	0	0	0	0	1	1	1	117	13	4	3	10
17:30	0	62	2	0	0	0	0	0	6	9	0	0	0	0	0	0	0	0	0	79	10	3	5	5
17:45	0	50	0	0	0	0	0	0	5	5	0	0	0	0	0	0	0	0	0	60	4	0	2	7
Total Survey	0	599	35	0	0	0	0	2	88	71	0	0	0	0	0	0	1	1	1	793	63	34	34	101

Peak Hour Summary

4:30 PM to 5:30 PM

By Approach	Northbound Main St				Southbound Main St				Eastbound 11th St				Westbound 11th St				Total	Pedestrians Crosswalk			
	In	Out	Total	Bikes	In	Out	Total	Bikes	In	Out	Total	Bikes	In	Out	Total	Bikes		North	South	East	West
Volume	353	0	353	0	0	386	386	1	92	0	92	0	0	59	59	1	445	37	25	18	45
%HV	6.5%				0.0%				2.2%				0.0%				5.6%				
PHF	0.89				0.00				0.62				0.00				0.83				

By Movement	Northbound Main St				Southbound Main St				Eastbound 11th St				Westbound 11th St				Total
	L	T	R	Total	L	T	R	Total	L	T	R	Total	L	T	R	Total	
Volume	0	328	25	353	0	0	0	0	58	34	0	92	0	0	0	0	445
%HV	0.0%	7.0%	0.0%	6.5%	0.0%	0.0%	0.0%	0.0%	3.4%	0.0%	0.0%	2.2%	0.0%	0.0%	0.0%	0.0%	5.6%
PHF	0.00	0.90	0.48	0.89	0.00	0.00	0.00	0.00	0.58	0.57	0.00	0.62	0.00	0.00	0.00	0.00	0.83

Rolling Hour Summary

4:00 PM to 6:00 PM

Interval Start Time	Northbound Main St				Southbound Main St				Eastbound 11th St				Westbound 11th St				Interval Total	Pedestrians Crosswalk						
	L	T	R	Bikes	L	T	R	Bikes	L	T	R	Bikes	L	T	R	Bikes		North	South	East	West			
16:00	0	324	22	0	0	0	0	1	43	40	0	0	0	0	0	0	0	0	0	429	26	15	19	67
16:15	0	305	23	0	0	0	0	1	57	34	0	0	0	0	0	0	0	0	0	419	29	24	18	62
16:30	0	328	25	0	0	0	0	1	58	34	0	0	0	0	0	0	0	0	1	445	37	25	18	45
16:45	0	306	17	0	0	0	0	1	47	33	0	0	0	0	0	0	0	0	1	403	40	28	23	40
17:00	0	275	13	0	0	0	0	1	45	31	0	0	0	0	0	0	0	0	1	364	37	19	15	34

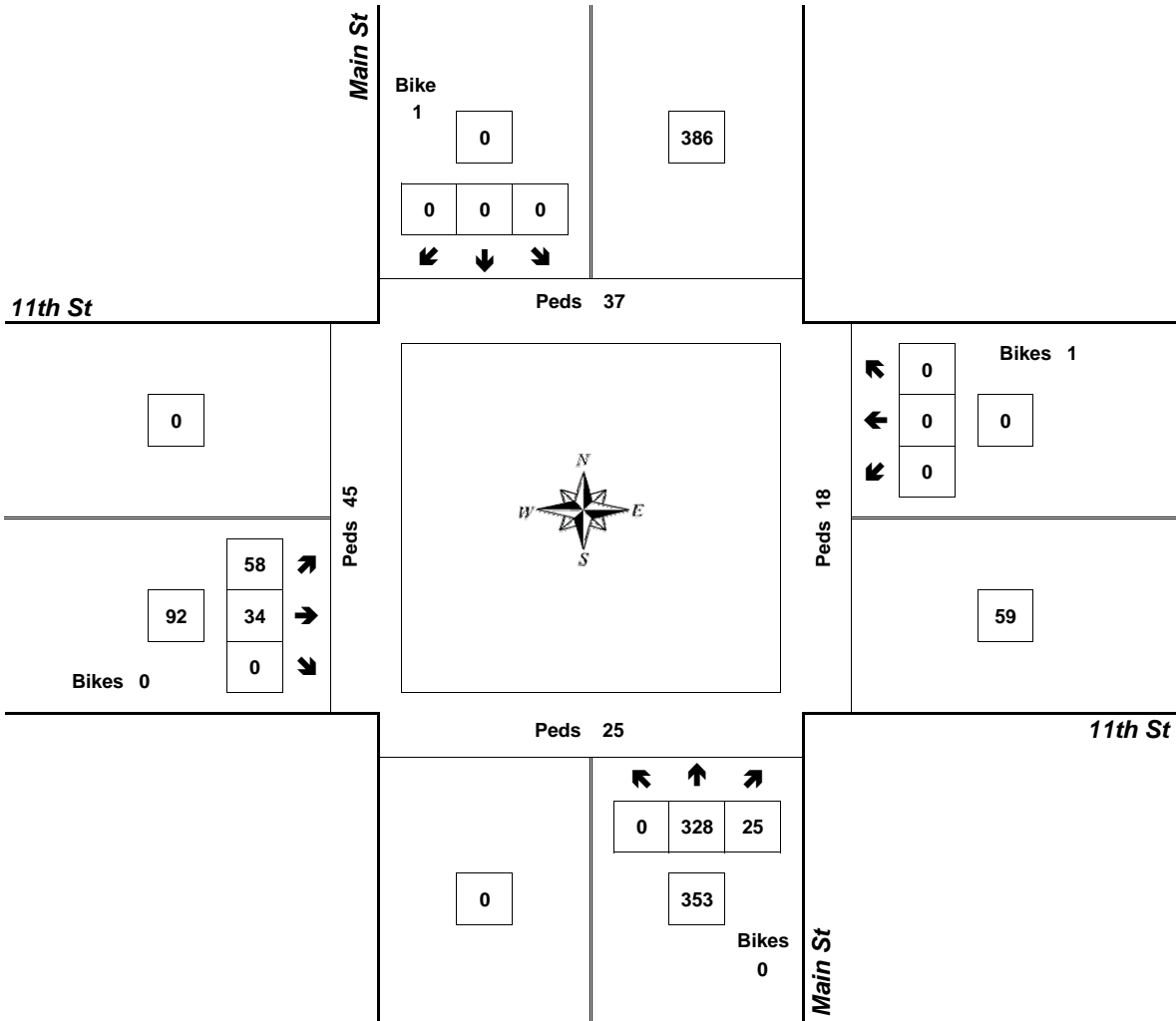
Peak Hour Summary



Clay Carney
(503) 833-2740

Main St & 11th St

4:30 PM to 5:30 PM
Wednesday, June 01, 2005



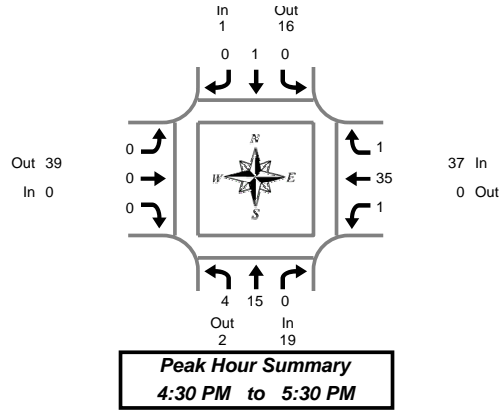
Approach	PHF	HV%	Volume
EB	0.62	2.2%	92
WB	0.00	0.0%	0
NB	0.89	6.5%	353
SB	0.00	0.0%	0
Intersection	0.83	5.6%	445

Count Period: 4:00 PM to 6:00 PM

Heavy Vehicle Summary



Clay Carney
(503) 833-2740



Main St & 15th St

Thursday, May 26, 2005
4:00 PM to 6:00 PM

Heavy Vehicle 5-Minute Interval Summary 4:00 PM to 5:50 PM

Interval Start Time	Northbound Main St				Southbound Main St				Eastbound 15th St				Westbound 15th St				Interval Total
	L	T	R	Total	L	T	R	Total	L	T	R	Total	L	T	R	Total	
16:00	0	2	0	2	0	0	0	0	0	0	0	0	0	12	0	12	14
16:15	2	2	0	4	0	0	0	0	0	0	0	0	0	13	0	13	17
16:30	0	4	0	4	0	1	0	1	0	0	0	0	0	9	0	9	14
16:45	2	2	0	4	0	0	0	0	0	0	0	0	1	8	0	9	13
17:00	0	3	0	3	0	0	0	0	0	0	0	0	0	11	0	11	14
17:15	2	6	0	8	0	0	0	0	0	0	0	0	7	1	8	16	
17:30	0	3	0	3	0	0	0	0	0	0	0	0	0	0	0	3	8
17:45	2	1	0	3	0	0	0	0	0	0	0	0	1	4	0	5	8
Total Survey	8	23	0	31	0	1	0	1	0	0	0	0	2	64	1	67	99

Heavy Vehicle 15-Minute Interval Summary 4:00 PM to 6:00 PM

Interval Start Time	Northbound Main St				Southbound Main St				Eastbound 15th St				Westbound 15th St				Interval Total
	L	T	R	Total	L	T	R	Total	L	T	R	Total	L	T	R	Total	
16:00	0	2	0	2	0	0	0	0	0	0	0	0	0	12	0	12	14
16:15	2	2	0	4	0	0	0	0	0	0	0	0	0	13	0	13	17
16:30	0	4	0	4	0	1	0	1	0	0	0	0	0	9	0	9	14
16:45	2	2	0	4	0	0	0	0	0	0	0	0	1	8	0	9	13
17:00	0	3	0	3	0	0	0	0	0	0	0	0	0	11	0	11	14
17:15	2	6	0	8	0	0	0	0	0	0	0	0	7	1	8	16	
17:30	0	3	0	3	0	0	0	0	0	0	0	0	0	0	0	3	8
17:45	2	1	0	3	0	0	0	0	0	0	0	0	1	4	0	5	8
Total Survey	8	23	0	31	0	1	0	1	0	0	0	0	2	64	1	67	99

Heavy Vehicle Peak Hour Summary 4:30 PM to 5:30 PM

By Approach	Northbound Main St			Southbound Main St			Eastbound 15th St			Westbound 15th St			Total
	In	Out	Total	In	Out	Total	In	Out	Total	In	Out	Total	
Volume	19	2	21	1	16	17	0	39	39	37	0	37	57
PHF	0.32			0.25			0.00			0.27			0.32

By Movement	Northbound Main St				Southbound Main St				Eastbound 15th St				Westbound 15th St				Total
	L	T	R	Total	L	T	R	Total	L	T	R	Total	L	T	R	Total	
Volume	4	15	0	19	0	1	0	1	0	0	0	0	1	35	1	37	57
PHF	0.25	0.31	0.00	0.32	0.00	0.25	0.00	0.25	0.00	0.00	0.00	0.00	0.25	0.26	0.25	0.27	0.32

Heavy Vehicle Rolling Hour Summary 4:00 PM to 6:00 PM

Interval Start Time	Northbound Main St				Southbound Main St				Eastbound 15th St				Westbound 15th St				Interval Total
	L	T	R	Total	L	T	R	Total	L	T	R	Total	L	T	R	Total	
16:00	4	10	0	14	0	1	0	1	0	0	0	0	1	42	0	43	58
16:15	4	11	0	15	0	1	0	1	0	0	0	0	1	41	0	42	58
16:30	4	15	0	19	0	1	0	1	0	0	0	0	1	35	1	37	57
16:45	4	14	0	18	0	0	0	0	0	0	0	0	1	26	1	28	46
17:00	4	13	0	17	0	0	0	0	0	0	0	0	1	22	1	24	41

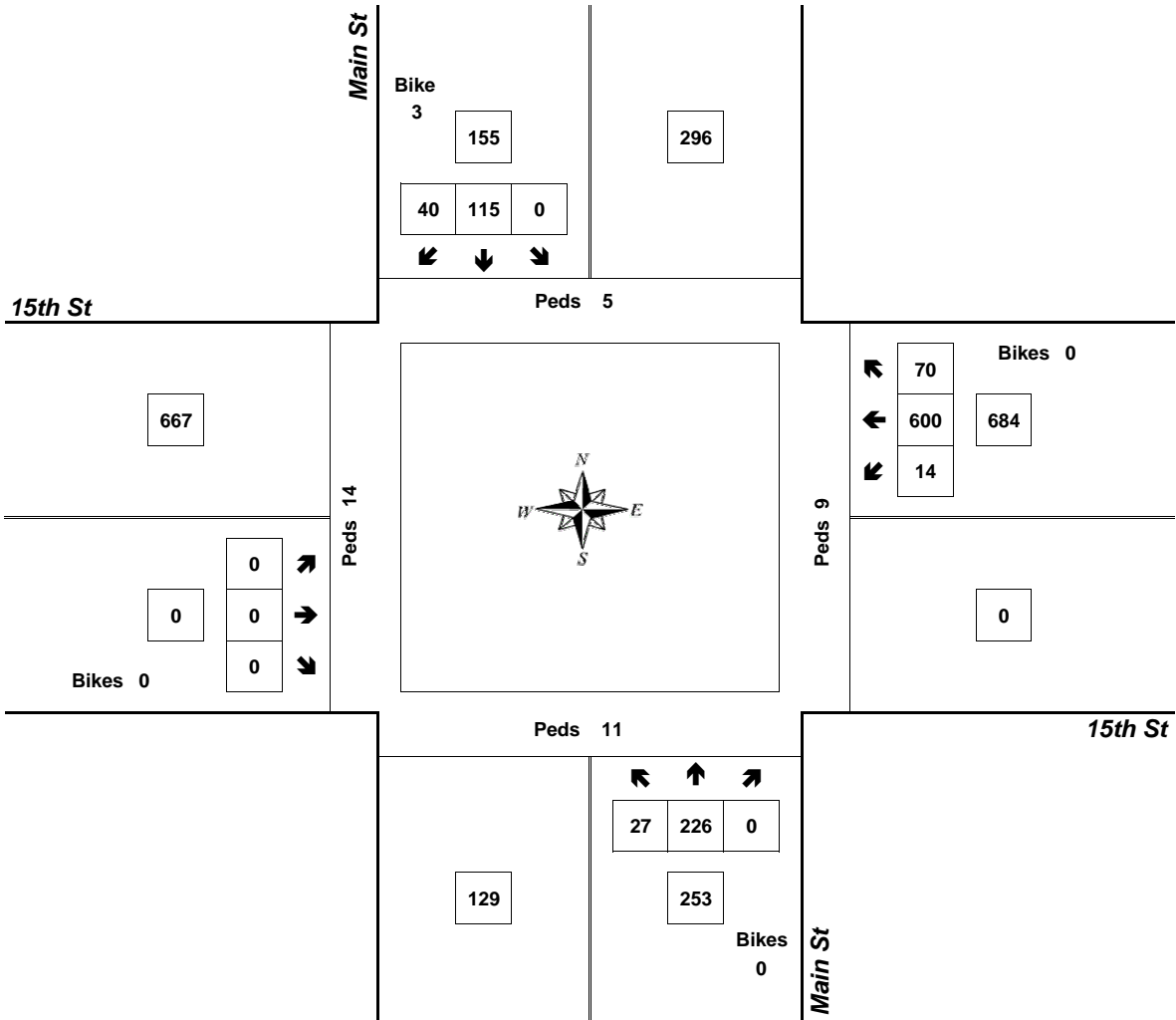
Peak Hour Summary



Clay Carney
(503) 833-2740

Main St & 15th St

4:30 PM to 5:30 PM
Thursday, May 26, 2005



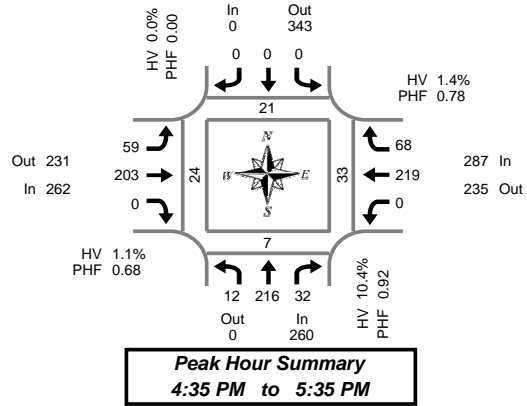
Approach	PHF	HV%	Volume
EB	0.00	0.0%	0
WB	0.90	5.4%	684
NB	0.65	7.5%	253
SB	0.84	0.6%	155
Intersection	0.98	5.2%	1,092

Count Period: 4:00 PM to 6:00 PM

Total Vehicle Summary



Clay Carney
(503) 833-2740



Main St & Evergreen Blvd

Thursday, June 02, 2005
4:00 PM to 6:00 PM

5-Minute Interval Summary

4:00 PM to 6:00 PM

Interval Start Time	Northbound Main St				Southbound Main St				Eastbound Evergreen Blvd				Westbound Evergreen Blvd				Interval Total	Pedestrians Crosswalk					
	L	T	R	Bikes	L	T	R	Bikes	L	T	R	Bikes	L	T	R	Bikes		North	South	East	West		
16:00	1	16	6	1	0	0	0	0	0	9	0	0	0	16	6	0	0	54	0	3	2	2	
16:05	1	12	2	0	0	0	0	0	0	2	17	0	0	0	15	8	0	0	57	0	2	1	4
16:10	0	20	6	0	0	0	0	0	0	8	12	0	0	0	16	7	0	0	69	1	1	7	0
16:15	2	14	1	1	0	0	0	0	0	3	9	0	0	0	21	5	0	0	55	2	2	0	5
16:20	2	19	4	0	0	0	0	0	1	5	8	0	0	0	19	3	0	0	60	1	0	5	0
16:25	2	17	4	0	0	0	0	0	0	2	10	0	0	0	14	6	0	0	55	7	1	2	3
16:30	0	20	0	0	0	0	0	0	0	4	6	0	0	0	24	8	0	0	62	1	2	0	3
16:35	1	16	4	0	0	0	0	0	1	5	10	0	1	0	17	5	0	0	58	2	1	2	2
16:40	2	22	4	0	0	0	0	0	0	6	12	0	0	0	24	6	0	0	76	1	1	4	3
16:45	1	10	2	0	0	0	0	0	1	2	9	0	0	0	28	12	0	0	64	2	0	1	2
16:50	2	22	3	0	0	0	0	0	0	4	14	0	0	0	17	4	1	0	66	0	0	3	1
16:55	1	17	4	0	0	0	0	0	0	2	7	0	1	0	17	5	0	0	53	2	2	3	0
17:00	1	19	2	0	0	0	0	0	0	3	13	0	1	0	12	4	0	0	54	0	0	0	2
17:05	0	16	5	0	0	0	0	0	0	7	23	0	0	0	24	4	0	0	79	3	0	5	2
17:10	1	14	1	0	0	0	0	0	2	6	36	0	0	0	21	6	0	0	85	1	0	3	4
17:15	0	21	1	0	0	0	0	0	1	2	23	0	0	0	21	4	1	0	72	0	0	0	2
17:20	1	21	3	0	0	0	0	0	0	5	25	0	1	0	19	6	0	0	80	3	0	3	2
17:25	0	18	0	0	0	0	0	0	0	9	17	0	0	0	9	6	1	0	59	3	1	6	2
17:30	2	20	3	0	0	0	0	0	0	8	14	0	0	0	10	6	0	0	63	4	2	3	2
17:35	2	14	5	0	0	0	0	0	1	3	13	0	0	0	12	3	0	0	52	6	0	3	2
17:40	0	19	3	0	0	0	0	0	0	1	12	0	0	0	12	2	0	0	49	3	2	0	4
17:45	1	14	1	0	0	0	0	0	0	5	10	0	0	0	14	6	0	0	51	0	0	2	2
17:50	1	16	2	0	0	0	0	0	0	3	7	0	0	0	6	6	0	0	41	3	0	2	0
17:55	3	8	2	0	0	0	0	0	0	3	9	0	0	0	8	3	1	0	36	0	1	0	0
Total Survey	27	405	68	2	0	0	0	7	98	325	0	4	0	396	131	4	0	1,450	45	21	57	49	

15-Minute Interval Summary

4:00 PM to 6:00 PM

Interval Start Time	Northbound Main St				Southbound Main St				Eastbound Evergreen Blvd				Westbound Evergreen Blvd				Interval Total	Pedestrians Crosswalk				
	L	T	R	Bikes	L	T	R	Bikes	L	T	R	Bikes	L	T	R	Bikes		North	South	East	West	
16:00	2	48	14	1	0	0	0	0	10	38	0	0	0	47	21	0	0	180	1	6	10	6
16:15	6	50	9	1	0	0	0	1	10	27	0	0	0	54	14	0	0	170	10	3	7	8
16:30	3	58	8	0	0	0	0	1	15	28	0	1	0	65	19	0	0	196	4	4	6	8
16:45	4	49	9	0	0	0	0	1	8	30	0	1	0	62	21	1	0	183	4	2	7	3
17:00	2	49	8	0	0	0	0	2	16	72	0	1	0	57	14	0	0	218	4	0	8	8
17:15	1	60	4	0	0	0	0	1	16	65	0	1	0	49	16	2	0	211	6	1	9	6
17:30	4	53	11	0	0	0	0	1	12	39	0	0	0	34	11	0	0	164	13	4	6	8
17:45	5	38	5	0	0	0	0	0	11	26	0	0	0	28	15	1	0	128	3	1	4	2
Total Survey	27	405	68	2	0	0	0	7	98	325	0	4	0	396	131	4	0	1,450	45	21	57	49

Peak Hour Summary

4:35 PM to 5:35 PM

By Approach	Northbound Main St				Southbound Main St				Eastbound Evergreen Blvd				Westbound Evergreen Blvd				Total	Pedestrians Crosswalk			
	In	Out	Total	Bikes	In	Out	Total	Bikes	In	Out	Total	Bikes	In	Out	Total	Bikes		North	South	East	West
Volume	260	0	260	0	0	343	343	5	262	231	493	4	287	235	522	3	809	21	7	33	24
%HV	10.4%				0.0%				1.1%				1.4%				4.2%				
PHF	0.92				0.00				0.68				0.78				0.85				

By Movement	Northbound Main St				Southbound Main St				Eastbound Evergreen Blvd				Westbound Evergreen Blvd				Total
	L	T	R	Total	L	T	R	Total	L	T	R	Total	L	T	R	Total	
Volume	12	216	32	260	0	0	0	0	59	203	0	262	0	219	68	287	809
%HV	8.3%	9.7%	15.6%	10.4%	0.0%	0.0%	0.0%	0.0%	1.7%	1.0%	0.0%	1.1%	0.0%	1.8%	0.0%	1.4%	4.2%
PHF	0.60	0.90	0.73	0.92	0.00	0.00	0.00	0.00	0.67	0.60	0.00	0.68	0.00	0.79	0.74	0.78	0.85

Rolling Hour Summary

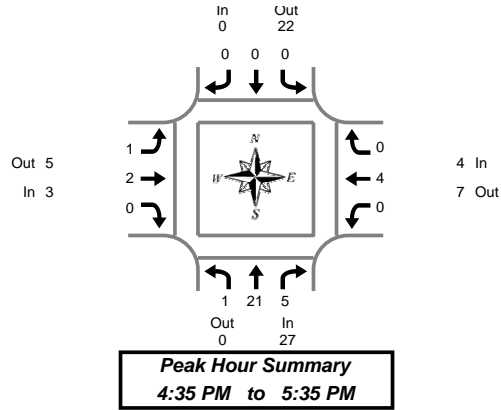
4:00 PM to 6:00 PM

Interval Start Time	Northbound Main St				Southbound Main St				Eastbound Evergreen Blvd				Westbound Evergreen Blvd				Interval Total	Pedestrians Crosswalk				
	L	T	R	Bikes	L	T	R	Bikes	L	T	R	Bikes	L	T	R	Bikes		North	South	East	West	
16:00	15	205	40	2	0	0	0	3	43	123	0	2	0	228	75	1	0	729	19	15	30	25
16:15	15	206	34	1	0	0	0	5	49	157	0	3	0	238	68	1	0	767	22	9	28	27
16:30	10	216	29	0	0	0	0	5	55	195	0	4	0	233	70	3	0	808	18	7	30	25
16:45	11	211	32	0	0	0	0	5	52	206	0	3	0	202	62	3	0	776	27	7	30	25
17:00	12	200	28	0	0	0	0	4	55	202	0	2	0	168	56	3	0	721	26	6	27	24

Heavy Vehicle Summary



Clay Carney
(503) 833-2740



Main St & Evergreen Blvd

Thursday, June 02, 2005

4:00 PM to 6:00 PM

Heavy Vehicle 5-Minute Interval Summary

4:00 PM to 6:00 PM

Interval Start Time	Northbound Main St				Southbound Main St				Eastbound Evergreen Blvd				Westbound Evergreen Blvd				Interval Total	
	L	T	R	Total	L	T	R	Total	L	T	R	Total	L	T	R	Total		
16:00	0	2	0	2	0	0	0	0	0	0	0	0	0	0	0	0	0	2
16:05	0	1	0	1	0	0	0	0	0	0	1	0	1	0	0	1	1	3
16:10	0	2	0	2	0	0	0	0	0	0	1	0	1	0	1	0	1	4
16:15	0	1	0	1	0	0	0	0	0	0	0	0	0	0	1	0	1	2
16:20	0	6	2	8	0	0	0	0	0	0	0	0	0	0	0	0	0	8
16:25	0	2	0	2	0	0	0	0	0	0	0	0	0	0	0	0	0	2
16:30	0	1	0	1	0	0	0	0	0	0	0	0	0	0	0	0	0	1
16:35	0	2	1	3	0	0	0	0	0	1	0	0	1	0	1	0	1	5
16:40	1	1	0	2	0	0	0	0	0	0	0	0	0	0	1	0	1	3
16:45	0	1	0	1	0	0	0	0	0	0	0	0	0	0	0	0	0	1
16:50	0	2	1	3	0	0	0	0	0	0	1	0	1	0	0	0	0	4
16:55	0	4	1	5	0	0	0	0	0	0	0	0	0	0	0	0	0	5
17:00	0	1	0	1	0	0	0	0	0	0	0	0	0	0	0	0	0	1
17:05	0	2	0	2	0	0	0	0	0	0	0	0	0	0	0	0	0	2
17:10	0	0	0	0	0	0	0	0	0	0	1	0	1	0	1	0	1	2
17:15	0	0	0	0	0	0	0	0	0	0	0	0	0	0	1	0	1	1
17:20	0	3	1	4	0	0	0	0	0	0	0	0	0	0	0	0	0	4
17:25	0	2	0	2	0	0	0	0	0	0	0	0	0	0	0	0	0	2
17:30	0	3	1	4	0	0	0	0	0	0	0	0	0	0	0	0	0	4
17:35	0	2	1	3	0	0	0	0	0	0	0	0	0	0	0	0	0	3
17:40	0	0	0	0	0	0	0	0	0	0	0	0	0	0	2	0	2	2
17:45	0	1	0	1	0	0	0	0	0	0	0	0	0	0	1	0	1	2
17:50	0	4	1	5	0	0	0	0	0	0	0	0	0	0	1	0	1	6
17:55	0	1	0	1	0	0	0	0	0	0	0	0	0	0	0	0	0	1
Total Survey	1	44	9	54	0	0	0	0	1	4	0	5	0	10	1	11	70	

Heavy Vehicle 15-Minute Interval Summary

4:00 PM to 6:00 PM

Interval Start Time	Northbound Main St				Southbound Main St				Eastbound Evergreen Blvd				Westbound Evergreen Blvd				Interval Total
	L	T	R	Total	L	T	R	Total	L	T	R	Total	L	T	R	Total	
16:00	0	5	0	5	0	0	0	0	0	2	0	2	0	1	1	2	9
16:15	0	9	2	11	0	0	0	0	0	0	0	0	0	1	0	1	12
16:30	1	4	1	6	0	0	0	0	0	1	0	1	0	2	0	2	9
16:45	0	7	2	9	0	0	0	0	0	1	0	1	0	0	0	0	10
17:00	0	3	0	3	0	0	0	0	0	1	0	1	0	1	0	1	5
17:15	0	5	1	6	0	0	0	0	0	0	0	0	0	1	0	1	7
17:30	0	5	2	7	0	0	0	0	0	0	0	0	0	2	0	2	9
17:45	0	6	1	7	0	0	0	0	0	0	0	0	0	2	0	2	9
Total Survey	1	44	9	54	0	0	0	0	1	4	0	5	0	10	1	11	70

Heavy Vehicle Peak Hour Summary

4:35 PM to 5:35 PM

By Approach	Northbound Main St			Southbound Main St			Eastbound Evergreen Blvd			Westbound Evergreen Blvd			Total
	In	Out	Total	In	Out	Total	In	Out	Total	In	Out	Total	
Volume	27	0	27	0	22	22	3	5	8	4	7	11	34
PHF	0.68			0.00			0.75			0.50			0.85

By Movement	Northbound Main St				Southbound Main St				Eastbound Evergreen Blvd				Westbound Evergreen Blvd				Total
	L	T	R	Total	L	T	R	Total	L	T	R	Total	L	T	R	Total	
Volume	1	21	5	27	0	0	0	0	1	2	0	3	0	4	0	4	34
PHF	0.25	0.66	0.63	0.68	0.00	0.00	0.00	0.00	0.25	0.50	0.00	0.75	0.00	0.50	0.00	0.50	0.85

Heavy Vehicle Rolling Hour Summary

4:00 PM to 6:00 PM

Interval Start Time	Northbound Main St				Southbound Main St				Eastbound Evergreen Blvd				Westbound Evergreen Blvd				Interval Total
	0	0	0	Total	0	0	0	Total	0	0	0	Total	0	0	0	Total	
16:00	1	25	5	31	0	0	0	0	1	3	0	4	0	4	1	5	40
16:15	1	23	5	29	0	0	0	0	1	2	0	3	0	4	0	4	36
16:30	1	19	4	24	0	0	0	0	1	2	0	3	0	4	0	4	31
16:45	0	20	5	25	0	0	0	0	0	2	0	2	0	4	0	4	31
17:00	0	19	4	23	0	0	0	0	0	1	0	1	0	6	0	6	30

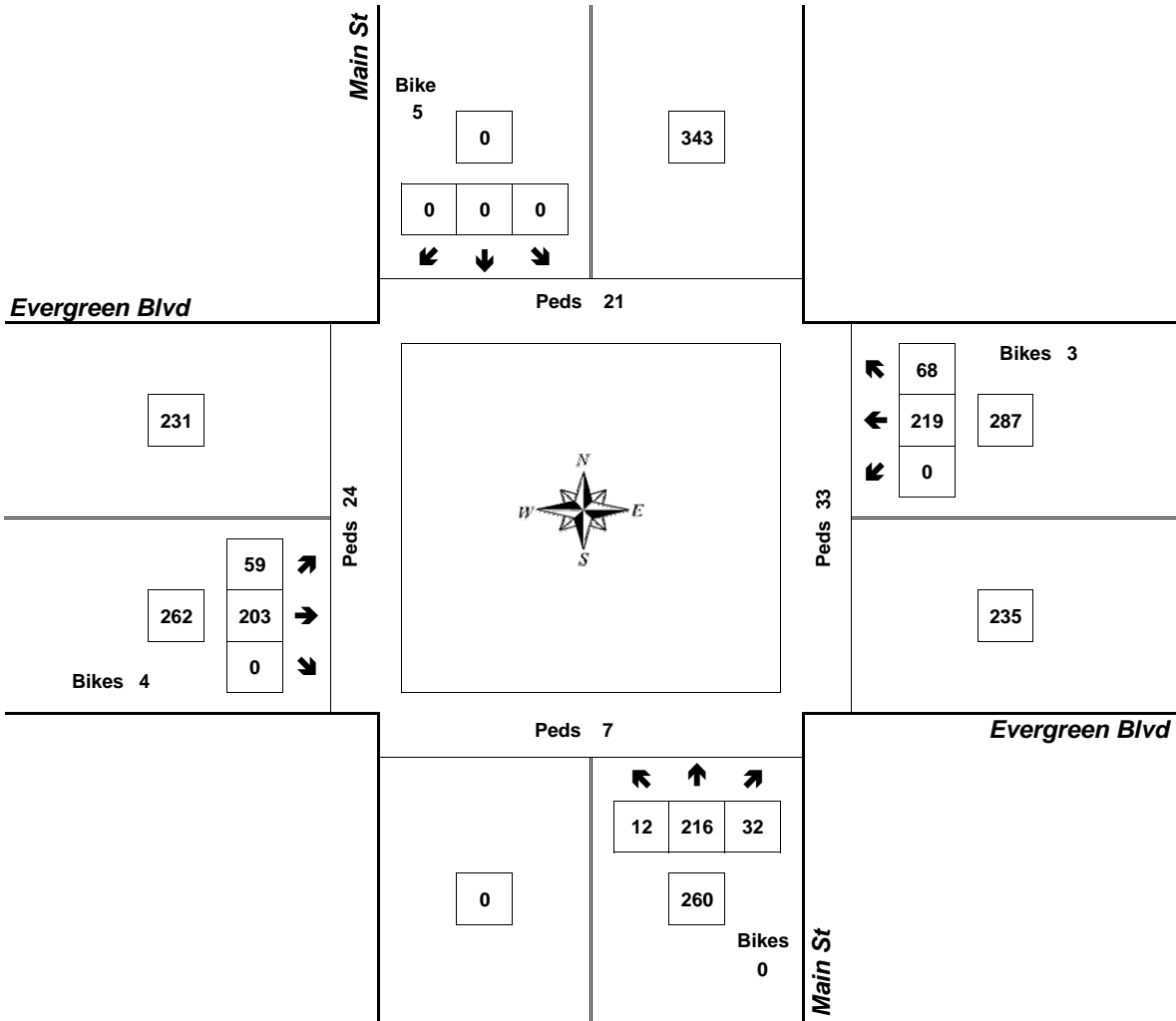
Peak Hour Summary



Clay Carney
(503) 833-2740

Main St & Evergreen Blvd

4:35 PM to 5:35 PM
Thursday, June 02, 2005



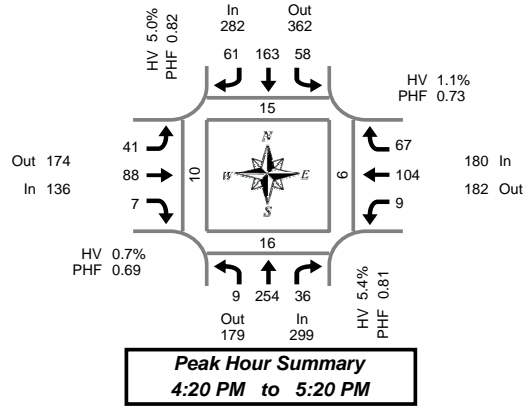
Approach	PHF	HV%	Volume
EB	0.68	1.1%	262
WB	0.78	1.4%	287
NB	0.92	10.4%	260
SB	0.00	0.0%	0
Intersection	0.85	4.2%	809

Count Period: 4:00 PM to 6:00 PM

Total Vehicle Summary



Clay Carney
(503) 833-2740



Main St & Mcloughlin Blvd

Tuesday, June 07, 2005
4:00 PM to 6:00 PM

5-Minute Interval Summary

4:00 PM to 6:00 PM

Interval Start Time	Northbound Main St				Southbound Main St				Eastbound Mcloughlin Blvd				Westbound Mcloughlin Blvd				Interval Total	Pedestrians Crosswalk			
	L	T	R	Bikes	L	T	R	Bikes	L	T	R	Bikes	L	T	R	Bikes		North	South	East	West
16:00	2	19	4	1	3	12	7	0	2	7	0	0	1	6	3	1	66	0	1	1	0
16:05	0	25	2	0	4	15	5	0	3	8	3	0	1	11	1	0	78	2	1	0	0
16:10	0	20	1	0	2	12	6	0	3	3	1	0	1	6	4	0	59	0	3	0	2
16:15	1	18	4	0	4	11	6	0	2	6	1	0	2	3	8	0	66	0	0	0	1
16:20	1	21	6	0	5	13	6	0	1	7	0	0	0	10	5	0	75	2	1	0	0
16:25	0	17	2	0	6	17	2	0	4	4	0	0	1	4	6	0	63	3	0	0	0
16:30	0	21	3	0	4	13	7	1	3	5	1	0	0	9	6	0	72	0	1	1	0
16:35	2	22	2	0	3	10	4	1	5	5	0	0	0	10	2	0	65	1	0	0	1
16:40	2	17	3	0	5	14	3	0	2	9	2	1	1	8	5	0	71	0	0	0	1
16:45	0	17	3	0	7	6	3	0	2	8	0	0	0	8	5	0	59	0	8	1	0
16:50	2	20	6	1	10	15	4	0	2	5	1	0	2	4	4	0	75	2	0	0	0
16:55	1	15	0	0	1	9	11	0	4	3	0	0	1	13	9	0	67	0	0	2	1
17:00	0	23	4	0	4	23	5	1	5	11	2	0	1	9	8	0	95	0	1	0	5
17:05	0	27	3	0	4	12	4	0	7	9	0	0	1	13	7	0	87	3	2	0	1
17:10	0	33	2	0	6	19	9	0	2	12	1	1	2	4	5	0	95	3	0	0	1
17:15	1	21	2	0	3	12	3	1	4	10	0	0	0	12	5	1	73	1	3	2	0
17:20	2	11	4	1	2	11	3	0	5	9	0	0	1	8	6	0	62	3	0	0	0
17:25	1	15	3	0	6	11	4	0	2	9	1	0	1	6	10	0	69	0	4	0	1
17:30	0	25	3	0	2	8	4	0	4	4	0	0	0	12	0	0	62	0	2	0	0
17:35	1	18	2	0	4	10	4	0	3	9	1	0	0	6	4	0	62	0	1	0	2
17:40	1	20	2	0	6	8	2	0	2	5	0	0	1	5	2	0	54	0	0	0	0
17:45	1	11	3	0	2	13	4	0	4	4	1	0	0	6	3	0	52	3	3	1	0
17:50	0	22	2	0	2	10	10	0	4	5	1	0	0	2	2	0	60	0	1	0	2
17:55	0	13	2	1	3	8	4	0	0	6	0	1	1	4	4	0	45	0	2	0	0
Total Survey	18	471	68	4	98	292	120	4	75	163	16	3	18	179	114	2	1,632	23	34	8	18

15-Minute Interval Summary

4:00 PM to 6:00 PM

Interval Start Time	Northbound Main St				Southbound Main St				Eastbound Mcloughlin Blvd				Westbound Mcloughlin Blvd				Interval Total	Pedestrians Crosswalk			
	L	T	R	Bikes	L	T	R	Bikes	L	T	R	Bikes	L	T	R	Bikes		North	South	East	West
16:00	2	64	7	1	9	39	18	0	8	18	4	0	3	23	8	1	203	2	5	1	2
16:15	2	56	12	0	15	41	14	0	7	17	1	0	3	17	19	0	204	5	1	0	1
16:30	4	60	8	0	12	37	14	2	10	19	3	1	1	27	13	0	208	1	1	1	2
16:45	3	52	9	1	18	30	18	0	8	16	1	0	3	25	18	0	201	2	8	3	1
17:00	0	83	9	0	14	54	18	1	14	32	3	1	4	26	20	0	277	6	3	0	7
17:15	4	47	9	1	11	34	10	1	11	28	1	0	2	26	21	1	204	4	7	2	1
17:30	2	63	7	0	12	26	10	0	9	18	1	0	1	23	6	0	178	0	3	0	2
17:45	1	46	7	1	7	31	18	0	8	15	2	1	1	12	9	0	157	3	6	1	2
Total Survey	18	471	68	4	98	292	120	4	75	163	16	3	18	179	114	2	1,632	23	34	8	18

Peak Hour Summary

4:20 PM to 5:20 PM

By Approach	Northbound Main St				Southbound Main St				Eastbound Mcloughlin Blvd				Westbound Mcloughlin Blvd				Total	Pedestrians Crosswalk			
	In	Out	Total	Bikes	In	Out	Total	Bikes	In	Out	Total	Bikes	In	Out	Total	Bikes		North	South	East	West
Volume	299	179	478	1	282	362	644	4	136	174	310	2	180	182	362	1	897	15	16	6	10
%HV	5.4%				5.0%				0.7%				1.1%				3.7%				
PHF	0.81				0.82				0.69				0.73				0.81				

By Movement	Northbound Main St				Southbound Main St				Eastbound Mcloughlin Blvd				Westbound Mcloughlin Blvd				Total
	L	T	R	Total	L	T	R	Total	L	T	R	Total	L	T	R	Total	
Volume	9	254	36	299	58	163	61	282	41	88	7	136	9	104	67	180	897
%HV	0.0%	0.8%	38.9%	5.4%	19.0%	1.2%	1.6%	5.0%	0.0%	1.1%	0.0%	0.7%	0.0%	1.9%	0.0%	1.1%	3.7%
PHF	0.56	0.77	0.75	0.81	0.66	0.75	0.76	0.82	0.64	0.69	0.58	0.69	0.56	0.74	0.70	0.73	0.81

Rolling Hour Summary

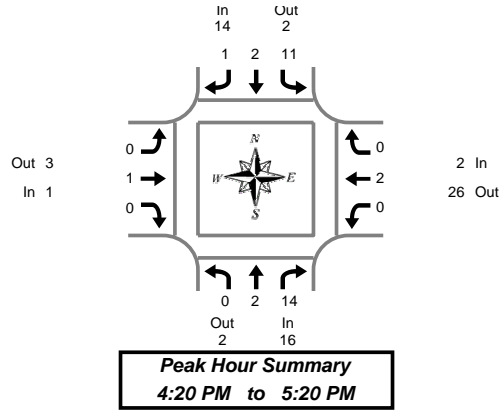
4:00 PM to 6:00 PM

Interval Start Time	Northbound Main St				Southbound Main St				Eastbound Mcloughlin Blvd				Westbound Mcloughlin Blvd				Interval Total	Pedestrians Crosswalk			
	L	T	R	Bikes	L	T	R	Bikes	L	T	R	Bikes	L	T	R	Bikes		North	South	East	West
16:00	11	232	36	2	54	147	64	2	33	70	9	1	10	92	58	1	816	10	15	5	6
16:15	9	251	38	1	59	162	64	3	39	84	8	2	11	95	70	0	890	14	13	4	11
16:30	11	242	35	2	55	155	60	4	43	95	8	2	10	104	72	1	890	13	19	6	11
16:45	9	245	34	2	55	144	56	2	42	94	6	1	10	100	65	1	860	12	21	5	11
17:00	7	239	32	2	44	145	56	2	42	93	7	2	8	87	56	1	816	13	19	3	12

Heavy Vehicle Summary



Clay Carney
(503) 833-2740



Main St & Mcloughlin Blvd

Tuesday, June 07, 2005
4:00 PM to 6:00 PM

Heavy Vehicle 5-Minute Interval Summary 4:00 PM to 6:00 PM

Interval Start Time	Northbound Main St				Southbound Main St				Eastbound Mcloughlin Blvd				Westbound Mcloughlin Blvd				Interval Total
	L	T	R	Total	L	T	R	Total	L	T	R	Total	L	T	R	Total	
16:00	0	0	0	0	2	0	0	2	0	1	0	1	0	0	0	0	3
16:05	0	1	2	3	0	0	0	0	0	1	0	1	0	1	0	1	5
16:10	0	0	0	0	0	0	0	0	0	0	0	0	0	1	0	1	1
16:15	0	0	0	0	1	0	0	1	0	1	0	1	0	0	0	0	2
16:20	0	0	4	4	1	0	0	1	0	0	0	0	0	0	0	0	5
16:25	0	0	0	0	0	0	0	0	0	0	0	0	0	0	0	0	0
16:30	0	0	2	2	2	0	0	2	0	0	0	0	0	0	0	0	4
16:35	0	0	1	1	1	1	1	3	0	0	0	0	0	0	0	0	4
16:40	0	0	0	0	0	1	0	1	0	0	0	0	0	1	0	1	2
16:45	0	0	2	2	0	0	0	0	0	1	0	1	0	0	0	0	3
16:50	0	1	3	4	2	0	0	2	0	0	0	0	0	0	0	0	6
16:55	0	0	0	0	1	0	0	1	0	0	0	0	0	0	0	0	1
17:00	0	1	1	2	1	0	0	1	0	0	0	0	0	0	0	0	3
17:05	0	0	1	1	1	0	0	1	0	0	0	0	0	1	0	1	3
17:10	0	0	0	0	2	0	0	2	0	0	0	0	0	0	0	0	2
17:15	0	0	0	0	0	0	0	0	0	0	0	0	0	0	0	0	0
17:20	0	0	3	3	0	0	0	0	0	0	0	0	0	0	0	0	3
17:25	1	1	0	2	0	0	0	0	0	0	0	0	0	0	0	0	2
17:30	0	0	2	2	1	0	0	1	0	0	0	0	0	0	0	0	3
17:35	0	0	1	1	1	0	0	1	0	0	0	0	0	0	0	0	2
17:40	0	0	0	0	2	0	0	2	0	0	0	0	0	0	0	0	2
17:45	0	0	1	1	1	0	0	1	0	0	0	0	0	0	0	0	2
17:50	0	0	1	1	0	0	0	0	0	0	0	0	0	0	0	0	1
17:55	0	0	1	1	1	0	0	1	0	0	0	0	0	0	0	0	2
Total Survey	1	4	25	30	20	2	1	23	0	4	0	4	0	4	0	4	61

Heavy Vehicle 15-Minute Interval Summary 4:00 PM to 6:00 PM

Interval Start Time	Northbound Main St				Southbound Main St				Eastbound Mcloughlin Blvd				Westbound Mcloughlin Blvd				Interval Total
	L	T	R	Total	L	T	R	Total	L	T	R	Total	L	T	R	Total	
16:00	0	1	2	3	2	0	0	2	0	2	0	2	0	2	0	2	9
16:15	0	0	4	4	2	0	0	2	0	1	0	1	0	0	0	0	7
16:30	0	0	3	3	3	2	1	6	0	0	0	0	0	1	0	1	10
16:45	0	1	5	6	3	0	0	3	0	1	0	1	0	0	0	0	10
17:00	0	1	2	3	4	0	0	4	0	0	0	0	0	1	0	1	8
17:15	1	1	3	5	0	0	0	0	0	0	0	0	0	0	0	0	5
17:30	0	0	3	3	4	0	0	4	0	0	0	0	0	0	0	0	7
17:45	0	0	3	3	2	0	0	2	0	0	0	0	0	0	0	0	5
Total Survey	1	4	25	30	20	2	1	23	0	4	0	4	0	4	0	4	61

Heavy Vehicle Peak Hour Summary 4:20 PM to 5:20 PM

By Approach	Northbound Main St			Southbound Main St			Eastbound Mcloughlin Blvd			Westbound Mcloughlin Blvd			Total
	In	Out	Total	In	Out	Total	In	Out	Total	In	Out	Total	
Volume	16	2	18	14	2	16	1	3	4	2	26	28	33
PHF	0.67			0.58			0.25			0.50			0.75

By Movement	Northbound Main St				Southbound Main St				Eastbound Mcloughlin Blvd				Westbound Mcloughlin Blvd				Total				
	L	T	R	Total	L	T	R	Total	L	T	R	Total	L	T	R	Total					
Volume	0	2	14	16	11	2	1	14	0	1	0	1	0	2	0	2	0	2	0	2	33
PHF	0.00	0.25	0.58	0.67	0.69	0.25	0.25	0.58	0.00	0.25	0.00	0.25	0.00	0.50	0.00	0.50	0.50	0.00	0.50	0.75	

Heavy Vehicle Rolling Hour Summary 4:00 PM to 6:00 PM

Interval Start Time	Northbound Main St				Southbound Main St				Eastbound Mcloughlin Blvd				Westbound Mcloughlin Blvd				Interval Total
	0	0	0	Total	0	0	0	Total	0	0	0	Total	0	0	0	Total	
16:00	0	2	14	16	10	2	1	13	0	4	0	4	0	3	0	3	36
16:15	0	2	14	16	12	2	1	15	0	2	0	2	0	2	0	2	35
16:30	1	3	13	17	10	2	1	13	0	1	0	1	0	2	0	2	33
16:45	1	3	13	17	11	0	0	11	0	1	0	1	0	1	0	1	30
17:00	1	2	11	14	10	0	0	10	0	0	0	0	0	1	0	1	25

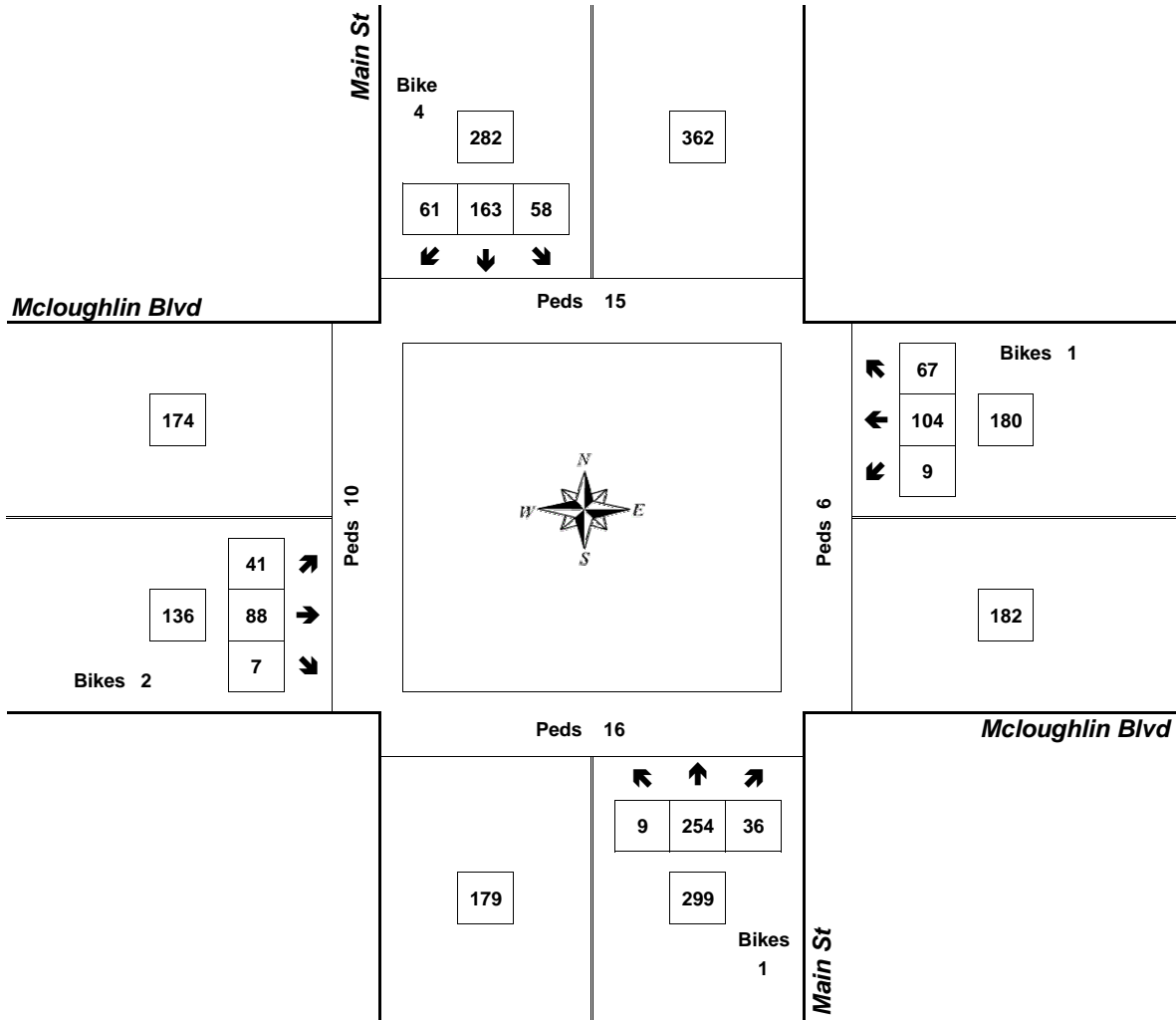
Peak Hour Summary



Clay Carney
(503) 833-2740

Main St & Mcloughlin Blvd

4:20 PM to 5:20 PM
Tuesday, June 07, 2005



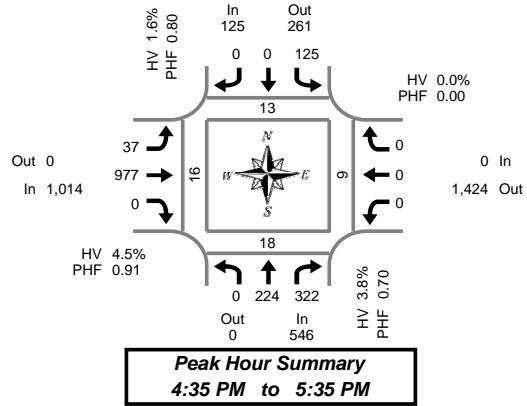
Approach	PHF	HV%	Volume
EB	0.69	0.7%	136
WB	0.73	1.1%	180
NB	0.81	5.4%	299
SB	0.82	5.0%	282
Intersection	0.81	3.7%	897

Count Period: 4:00 PM to 6:00 PM

Total Vehicle Summary



Clay Carney
(503) 833-2740



Main St & Mill Plain Blvd

Wednesday, June 01, 2005

4:00 PM to 6:00 PM

5-Minute Interval Summary

4:00 PM to 6:00 PM

Interval Start Time	Northbound Main St				Southbound Main St				Eastbound Mill Plain Blvd				Westbound Mill Plain Blvd				Interval Total	Pedestrians Crosswalk						
	L	T	R	Bikes	L	T	R	Bikes	L	T	R	Bikes	L	T	R	Bikes		North	South	East	West			
16:00	0	12	11	0	9	0	0	0	5	59	0	0	0	0	0	0	0	0	0	96	1	0	0	0
16:05	0	21	29	0	6	0	0	0	1	62	0	0	0	0	0	0	0	0	0	119	1	1	0	3
16:10	0	19	22	0	12	0	0	0	2	72	0	0	0	0	0	0	0	0	0	127	1	0	1	2
16:15	0	13	24	0	21	0	0	0	4	104	0	0	0	0	0	0	0	0	0	166	1	5	0	3
16:20	0	21	23	0	11	0	0	1	5	98	0	0	0	0	0	0	0	0	0	158	0	0	2	0
16:25	0	12	22	0	14	0	0	0	2	78	0	0	0	0	0	0	0	0	0	128	0	1	0	0
16:30	0	9	13	0	16	0	0	0	3	71	0	2	0	0	0	0	0	0	0	112	1	0	2	1
16:35	0	15	25	0	12	0	0	0	4	67	0	0	0	0	0	0	0	0	0	123	3	2	1	0
16:40	0	18	26	0	8	0	0	0	3	99	0	0	0	0	0	0	0	1	0	154	2	0	0	2
16:45	0	15	18	0	8	0	0	0	3	93	0	1	0	0	0	0	0	0	0	137	1	2	1	2
16:50	0	22	28	0	11	0	0	0	1	79	0	0	0	0	0	0	0	0	0	141	1	0	0	0
16:55	0	17	15	0	10	0	0	0	4	66	0	0	0	0	0	0	0	0	0	112	0	2	1	2
17:00	0	15	18	0	13	0	0	0	4	74	0	0	0	0	0	0	0	0	0	124	0	0	3	1
17:05	0	7	29	0	10	0	0	0	3	73	0	0	0	0	0	0	1	0	0	122	1	4	0	1
17:10	0	20	47	0	8	0	0	0	2	79	0	0	0	0	0	0	0	0	0	156	2	5	0	3
17:15	0	29	44	0	6	0	0	0	2	98	0	0	0	0	0	0	0	0	0	179	1	1	2	0
17:20	0	25	29	0	12	0	0	0	4	74	0	0	0	0	0	0	0	0	0	144	0	0	0	1
17:25	0	18	22	0	16	0	0	0	6	91	0	0	0	0	0	0	0	0	0	153	0	0	1	0
17:30	0	23	21	0	11	0	0	0	1	84	0	0	0	0	0	0	0	0	0	140	2	2	0	4
17:35	0	15	19	0	8	0	0	0	1	74	0	1	0	0	0	0	0	0	0	117	0	0	0	1
17:40	0	12	14	0	12	0	0	0	3	78	0	0	0	0	0	0	0	0	0	119	0	2	0	2
17:45	0	10	21	0	18	0	0	0	2	73	0	0	0	0	0	0	0	0	0	124	4	0	0	1
17:50	0	12	11	0	8	0	0	0	4	66	0	0	0	0	0	0	0	0	0	101	0	1	0	0
17:55	0	8	20	1	6	0	0	0	0	62	0	0	0	0	0	0	0	0	0	96	0	0	0	1
Total Survey	0	388	551	1	266	0	0	1	69	1,874	0	4	0	0	0	0	2	0	0	3,148	22	28	14	30

15-Minute Interval Summary

4:00 PM to 6:00 PM

Interval Start Time	Northbound Main St				Southbound Main St				Eastbound Mill Plain Blvd				Westbound Mill Plain Blvd				Interval Total	Pedestrians Crosswalk						
	L	T	R	Bikes	L	T	R	Bikes	L	T	R	Bikes	L	T	R	Bikes		North	South	East	West			
16:00	0	52	62	0	27	0	0	0	8	193	0	0	0	0	0	0	0	0	0	342	3	1	1	5
16:15	0	46	69	0	46	0	0	1	11	280	0	0	0	0	0	0	0	0	0	452	1	6	2	3
16:30	0	42	64	0	36	0	0	0	10	237	0	2	0	0	0	0	1	0	0	389	6	2	3	3
16:45	0	54	61	0	29	0	0	0	8	238	0	1	0	0	0	0	0	0	0	390	2	4	2	4
17:00	0	42	94	0	31	0	0	0	9	226	0	0	0	0	0	0	1	0	0	402	3	9	3	5
17:15	0	72	95	0	34	0	0	0	12	263	0	0	0	0	0	0	0	0	0	476	1	1	3	1
17:30	0	50	54	0	31	0	0	0	5	236	0	1	0	0	0	0	0	0	0	376	2	4	0	7
17:45	0	30	52	1	32	0	0	0	6	201	0	0	0	0	0	0	0	0	0	321	4	1	0	2
Total Survey	0	388	551	1	266	0	0	1	69	1,874	0	4	0	0	0	0	2	0	0	3,148	22	28	14	30

Peak Hour Summary

4:35 PM to 5:35 PM

By Approach	Northbound Main St				Southbound Main St				Eastbound Mill Plain Blvd				Westbound Mill Plain Blvd				Total	Pedestrians Crosswalk			
	In	Out	Total	Bikes	In	Out	Total	Bikes	In	Out	Total	Bikes	In	Out	Total	Bikes		North	South	East	West
Volume	546	0	546	0	125	261	386	0	1,014	0	1,014	1	0	1,424	1,424	2	1,685	13	18	9	16
%HV	3.8%				1.6%				4.5%				0.0%				4.1%				
PHF	0.70				0.80				0.91				0.00				0.88				

By Movement	Northbound Main St				Southbound Main St				Eastbound Mill Plain Blvd				Westbound Mill Plain Blvd				Total
	L	T	R	Total	L	T	R	Total	L	T	R	Total	L	T	R	Total	
Volume	0	224	322	546	125	0	0	125	37	948	0	1,014	0	0	0	0	1,685
%HV	0.0%	6.7%	1.9%	3.8%	1.6%	0.0%	0.0%	1.6%	2.7%	4.6%	0.0%	4.5%	0.0%	0.0%	0.0%	0.0%	4.1%
PHF	0.00	0.76	0.67	0.70	0.80	0.00	0.00	0.80	0.77	0.90	0.00	0.91	0.00	0.00	0.00	0.00	0.88

Rolling Hour Summary

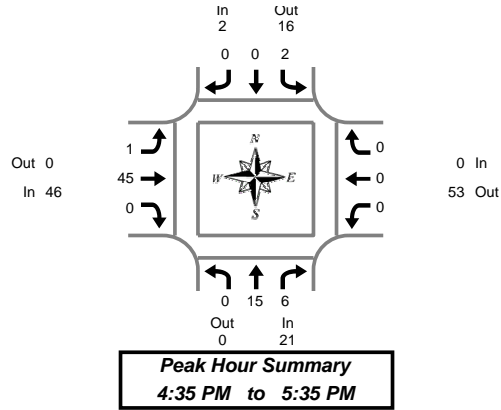
4:00 PM to 6:00 PM

Interval Start Time	Northbound Main St				Southbound Main St				Eastbound Mill Plain Blvd				Westbound Mill Plain Blvd				Interval Total	Pedestrians Crosswalk						
	L	T	R	Bikes	L	T	R	Bikes	L	T	R	Bikes	L	T	R	Bikes		North	South	East	West			
16:00	0	194	256	0	138	0	0	1	37	948	0	3	0	0	0	1	0	0	0	1,573	12	13	8	15
16:15	0	184	288	0	142	0	0	1	38	981	0	3	0	0	0	2	0	0	0	1,633	12	21	10	15
16:30	0	210	314	0	130	0	0	0	39	964	0	3	0	0	0	2	0	0	0	1,657	12	16	11	13
16:45	0	218	304	0	125	0	0	0	34	963	0	2	0	0	0	1	0	0	0	1,644	8	18	8	17
17:00	0	194	295	1	128	0	0	0	32	926	0	1	0	0	0	1	0	0	0	1,575	10	15	6	15

Heavy Vehicle Summary



Clay Carney
(503) 833-2740



Main St & Mill Plain Blvd

Wednesday, June 01, 2005

4:00 PM to 6:00 PM

Heavy Vehicle 5-Minute Interval Summary

4:00 PM to 6:00 PM

Interval Start Time	Northbound Main St				Southbound Main St				Eastbound Mill Plain Blvd				Westbound Mill Plain Blvd				Interval Total
	L	T	R	Total	L	T	R	Total	L	T	R	Total	L	T	R	Total	
16:00	0	1	1	2	0	0	0	0	0	3	0	3	0	0	0	0	5
16:05	0	2	0	2	0	0	0	0	0	2	0	2	0	0	0	0	4
16:10	0	2	0	2	0	0	0	0	0	2	0	2	0	0	0	0	4
16:15	0	0	1	1	0	0	0	0	0	7	0	7	0	0	0	0	8
16:20	0	1	1	2	0	0	0	0	0	2	0	2	0	0	0	0	4
16:25	0	3	0	3	0	0	0	0	0	3	0	3	0	0	0	0	6
16:30	0	1	0	1	1	0	0	1	0	7	0	7	0	0	0	0	9
16:35	0	0	1	1	0	0	0	0	0	6	0	6	0	0	0	0	7
16:40	0	3	0	3	0	0	0	0	0	6	0	6	0	0	0	0	9
16:45	0	0	1	1	2	0	0	2	0	4	0	4	0	0	0	0	7
16:50	0	1	1	2	0	0	0	0	0	5	0	5	0	0	0	0	7
16:55	0	2	1	3	0	0	0	0	0	1	0	1	0	0	0	0	4
17:00	0	3	0	3	0	0	0	0	1	6	0	7	0	0	0	0	10
17:05	0	0	0	0	0	0	0	0	0	5	0	5	0	0	0	0	5
17:10	0	1	1	2	0	0	0	0	0	4	0	4	0	0	0	0	6
17:15	0	1	0	1	0	0	0	0	0	4	0	4	0	0	0	0	5
17:20	0	0	0	0	0	0	0	0	0	1	0	1	0	0	0	0	1
17:25	0	3	1	4	0	0	0	0	0	2	0	2	0	0	0	0	6
17:30	0	1	0	1	0	0	0	0	0	1	0	1	0	0	0	0	2
17:35	0	1	2	3	0	0	0	0	0	1	0	1	0	0	0	0	4
17:40	0	3	1	4	0	0	0	0	0	4	0	4	0	0	0	0	8
17:45	0	1	0	1	0	0	0	0	0	4	0	4	0	0	0	0	5
17:50	0	1	1	2	0	0	0	0	0	2	0	2	0	0	0	0	4
17:55	0	1	0	1	0	0	0	0	0	2	0	2	0	0	0	0	3
Total Survey	0	32	13	45	3	0	0	3	1	84	0	85	0	0	0	0	133

Heavy Vehicle 15-Minute Interval Summary

4:00 PM to 6:00 PM

Interval Start Time	Northbound Main St				Southbound Main St				Eastbound Mill Plain Blvd				Westbound Mill Plain Blvd				Interval Total
	L	T	R	Total	L	T	R	Total	L	T	R	Total	L	T	R	Total	
16:00	0	5	1	6	0	0	0	0	0	7	0	7	0	0	0	0	13
16:15	0	4	2	6	0	0	0	0	0	12	0	12	0	0	0	0	18
16:30	0	4	1	5	1	0	0	1	0	19	0	19	0	0	0	0	25
16:45	0	3	3	6	2	0	0	2	0	10	0	10	0	0	0	0	18
17:00	0	4	1	5	0	0	0	0	1	15	0	16	0	0	0	0	21
17:15	0	4	1	5	0	0	0	0	0	7	0	7	0	0	0	0	12
17:30	0	5	3	8	0	0	0	0	0	6	0	6	0	0	0	0	14
17:45	0	3	1	4	0	0	0	0	0	8	0	8	0	0	0	0	12
Total Survey	0	32	13	45	3	0	0	3	1	84	0	85	0	0	0	0	133

Heavy Vehicle Peak Hour Summary

4:35 PM to 5:35 PM

By Approach	Northbound Main St			Southbound Main St			Eastbound Mill Plain Blvd			Westbound Mill Plain Blvd			Total
	In	Out	Total	In	Out	Total	In	Out	Total	In	Out	Total	
Volume	21	0	21	2	16	18	46	0	46	0	53	53	69
PHF	0.66			0.25			0.72			0.00			0.75

By Movement	Northbound Main St				Southbound Main St				Eastbound Mill Plain Blvd				Westbound Mill Plain Blvd				Total
	L	T	R	Total	L	T	R	Total	L	T	R	Total	L	T	R	Total	
Volume	0	15	6	21	2	0	0	2	1	45	0	46	0	0	0	0	69
PHF	0.00	0.63	0.50	0.66	0.25	0.00	0.00	0.25	0.25	0.70	0.00	0.72	0.00	0.00	0.00	0.00	0.75

Heavy Vehicle Rolling Hour Summary

4:00 PM to 6:00 PM

Interval Start Time	Northbound Main St				Southbound Main St				Eastbound Mill Plain Blvd				Westbound Mill Plain Blvd				Interval Total
	L	T	R	Total	L	T	R	Total	L	T	R	Total	L	T	R	Total	
16:00	0	16	7	23	3	0	0	3	0	48	0	48	0	0	0	0	74
16:15	0	15	7	22	3	0	0	3	1	56	0	57	0	0	0	0	82
16:30	0	15	6	21	3	0	0	3	1	51	0	52	0	0	0	0	76
16:45	0	16	8	24	2	0	0	2	1	38	0	39	0	0	0	0	65
17:00	0	16	6	22	0	0	0	0	1	36	0	37	0	0	0	0	59

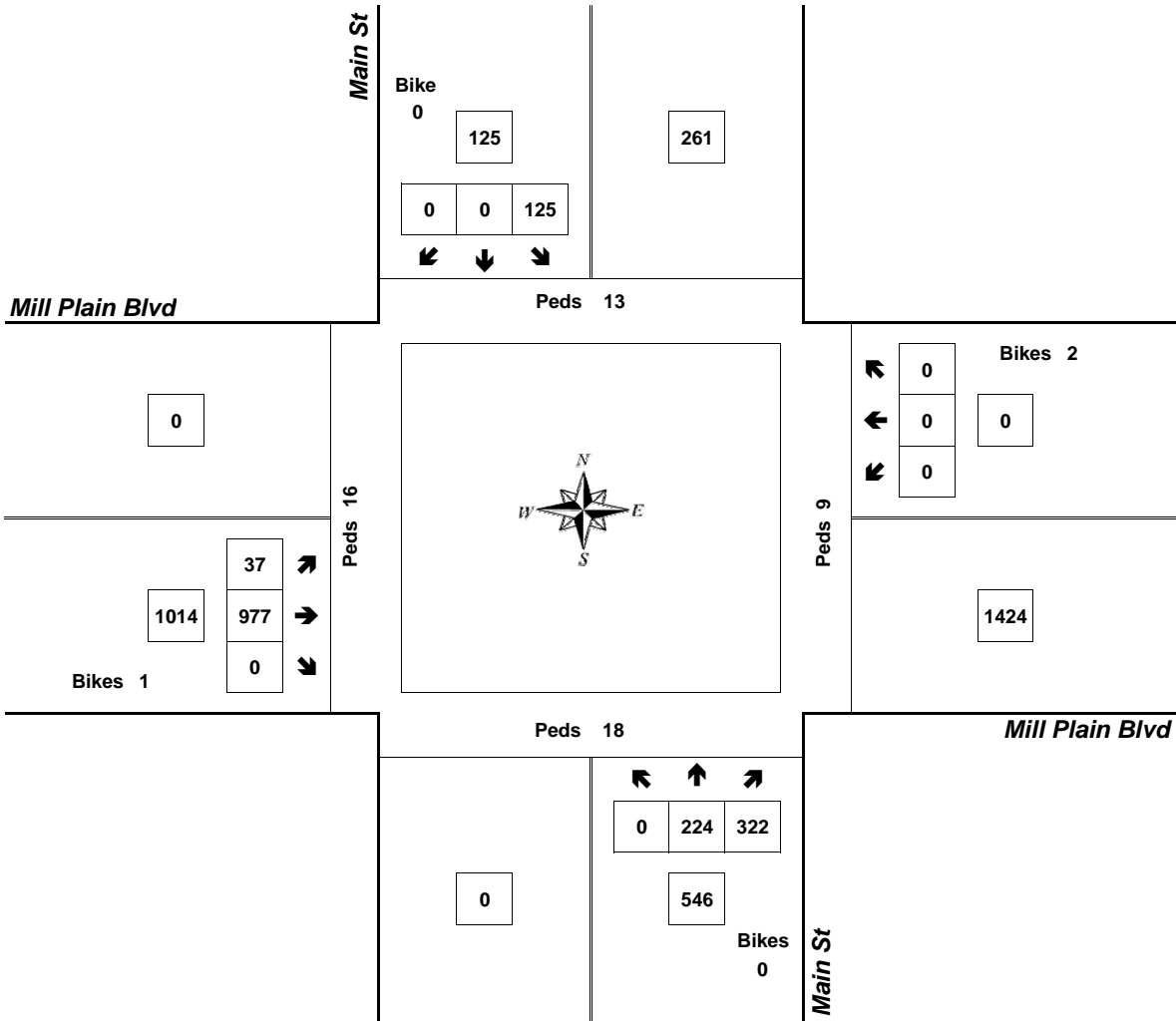
Peak Hour Summary



Clay Carney
(503) 833-2740

Main St & Mill Plain Blvd

4:35 PM to 5:35 PM
Wednesday, June 01, 2005



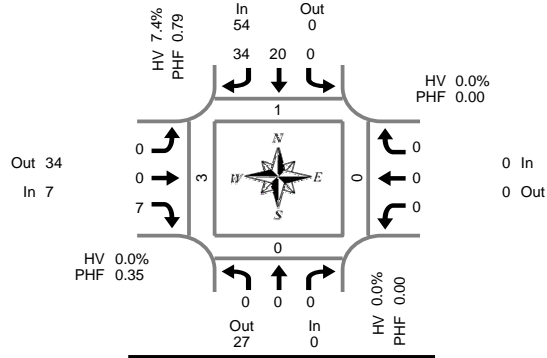
Approach	PHF	HV%	Volume
EB	0.91	4.5%	1,014
WB	0.00	0.0%	0
NB	0.70	3.8%	546
SB	0.80	1.6%	125
Intersection	0.88	4.1%	1,685

Count Period: 4:00 PM to 6:00 PM

Total Vehicle Summary



Clay Carney
(503) 833-2740



Washington St & 4th St

Wednesday, August 10, 2005
4:00 PM to 6:00 PM

Peak Hour Summary
4:50 PM to 5:50 PM

5-Minute Interval Summary

4:00 PM to 6:00 PM

Interval Start Time	Northbound Washington St				Southbound Washington St				Eastbound 4th St				Westbound 4th St				Interval Total	Pedestrians Crosswalk			
	L	T	R	Bikes	L	T	R	Bikes	L	T	R	Bikes	L	T	R	Bikes		North	South	East	West
16:00	0	0	0	0	0	2	1	0	0	0	0	0	0	0	0	0	0	0	0	0	0
16:05	0	0	0	0	0	1	1	0	0	0	0	0	0	0	0	0	0	0	0	0	0
16:10	0	0	0	0	0	0	2	0	0	0	1	0	0	0	0	0	0	0	0	0	0
16:15	0	0	0	0	0	3	4	0	0	0	0	0	0	0	0	0	0	0	0	0	1
16:20	0	0	0	0	0	1	0	0	0	0	0	0	0	0	0	0	0	0	0	0	0
16:25	0	0	0	0	0	1	2	1	0	0	0	0	0	0	0	0	0	0	0	0	2
16:30	0	0	0	0	0	1	0	0	0	0	0	0	0	0	0	0	0	0	0	0	0
16:35	0	0	0	0	0	2	3	0	0	0	1	0	0	0	0	0	0	0	0	0	0
16:40	0	0	0	0	0	1	1	0	0	0	0	0	0	0	0	0	0	0	0	0	0
16:45	0	0	0	0	0	1	3	0	0	0	0	0	0	0	0	0	0	0	0	0	0
16:50	0	0	0	0	0	2	2	0	0	0	0	0	0	0	0	0	0	0	0	0	0
16:55	0	0	0	0	0	1	1	0	0	0	0	0	0	0	0	0	0	0	0	0	0
17:00	0	0	0	0	0	1	2	0	0	0	2	0	0	0	0	0	0	0	0	0	1
17:05	0	0	0	0	0	2	4	0	0	0	1	0	0	0	0	0	0	0	0	0	0
17:10	0	0	0	0	0	2	2	0	0	0	2	0	0	0	0	0	0	0	0	0	0
17:15	0	0	0	0	0	1	3	0	0	0	0	0	0	0	0	0	0	0	0	0	1
17:20	0	0	0	0	0	2	3	0	0	0	0	0	0	0	0	0	0	0	0	0	0
17:25	0	0	0	0	0	2	5	1	0	0	1	0	0	0	0	0	0	0	0	0	0
17:30	0	0	0	0	0	1	4	0	0	0	0	0	0	0	0	0	0	0	0	0	0
17:35	0	0	0	0	0	0	0	0	0	0	0	0	0	0	0	0	0	0	0	0	0
17:40	0	0	0	0	0	2	4	0	0	0	0	0	0	0	0	0	0	0	0	0	1
17:45	0	0	0	0	0	4	4	0	0	0	1	0	0	0	0	0	0	0	0	0	0
17:50	0	0	0	0	0	1	0	0	0	0	0	0	0	0	0	0	0	0	0	0	0
17:55	0	0	0	0	0	1	2	0	0	0	0	0	0	0	0	0	0	0	0	0	0
Total Survey	0	0	0	0	0	35	53	2	0	0	9	0	0	0	0	0	0	0	0	0	6

15-Minute Interval Summary

4:00 PM to 6:00 PM

Interval Start Time	Northbound Washington St				Southbound Washington St				Eastbound 4th St				Westbound 4th St				Interval Total	Pedestrians Crosswalk			
	L	T	R	Bikes	L	T	R	Bikes	L	T	R	Bikes	L	T	R	Bikes		North	South	East	West
16:00	0	0	0	0	0	3	4	0	0	0	1	0	0	0	0	0	0	0	0	0	0
16:15	0	0	0	0	0	5	6	1	0	0	0	0	0	0	0	0	0	0	0	0	3
16:30	0	0	0	0	0	4	4	0	0	0	1	0	0	0	0	0	0	0	0	0	0
16:45	0	0	0	0	0	4	6	0	0	0	0	0	0	0	0	0	0	0	0	0	0
17:00	0	0	0	0	0	5	8	0	0	0	5	0	0	0	0	0	0	0	0	0	1
17:15	0	0	0	0	0	5	11	1	0	0	1	0	0	0	0	0	0	0	0	0	1
17:30	0	0	0	0	0	3	8	0	0	0	0	0	0	0	0	0	0	0	0	0	1
17:45	0	0	0	0	0	6	6	0	0	0	1	0	0	0	0	0	0	0	0	0	0
Total Survey	0	0	0	0	0	35	53	2	0	0	9	0	0	0	0	0	0	0	0	0	6

Peak Hour Summary

4:50 PM to 5:50 PM

By Approach	Northbound Washington St				Southbound Washington St				Eastbound 4th St				Westbound 4th St				Total	Pedestrians Crosswalk			
	In	Out	Total	Bikes	In	Out	Total	Bikes	In	Out	Total	Bikes	In	Out	Total	Bikes		North	South	East	West
Volume	0	27	27	0	54	0	54	1	7	34	41	0	0	0	0	0	61	1	0	0	3
%HV	0.0%				7.4%				0.0%				0.0%				6.6%				
PHF	0.00				0.79				0.35				0.00				0.85				

By Movement	Northbound Washington St				Southbound Washington St				Eastbound 4th St				Westbound 4th St				Total
	L	T	R	Total	L	T	R	Total	L	T	R	Total	L	T	R	Total	
Volume	0	0	0	0	0	20	34	54	0	0	7	7	0	0	0	0	61
%HV	0.0%	0.0%	0.0%	0.0%	0.0%	5.0%	8.8%	7.4%	0.0%	0.0%	0.0%	0.0%	0.0%	0.0%	0.0%	0.0%	6.6%
PHF	0.00	0.00	0.00	0.00	0.00	0.83	0.71	0.79	0.00	0.00	0.35	0.35	0.00	0.00	0.00	0.00	0.85

Rolling Hour Summary

4:00 PM to 6:00 PM

Interval Start Time	Northbound Washington St				Southbound Washington St				Eastbound 4th St				Westbound 4th St				Interval Total	Pedestrians Crosswalk			
	L	T	R	Bikes	L	T	R	Bikes	L	T	R	Bikes	L	T	R	Bikes		North	South	East	West
16:00	0	0	0	0	0	16	20	1	0	0	2	0	0	0	0	0	38	1	0	0	3
16:15	0	0	0	0	0	18	24	1	0	0	6	0	0	0	0	0	48	1	0	0	4
16:30	0	0	0	0	0	18	29	1	0	0	7	0	0	0	0	0	54	1	0	0	2
16:45	0	0	0	0	0	17	33	1	0	0	6	0	0	0	0	0	56	1	0	0	3

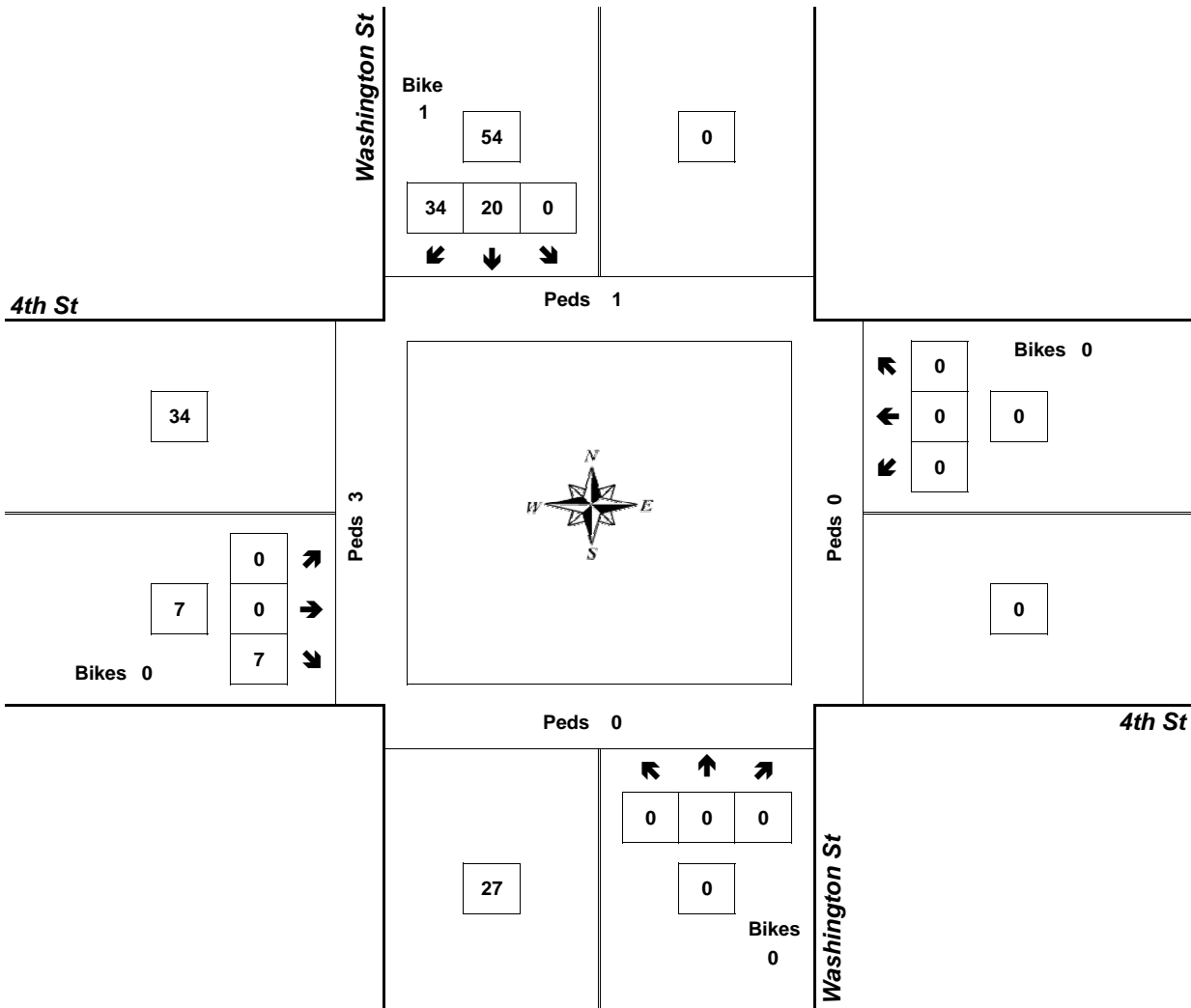
Peak Hour Summary



Clay Carney
(503) 833-2740

Washington St & 4th St

4:50 PM to 5:50 PM
Wednesday, August 10, 2005



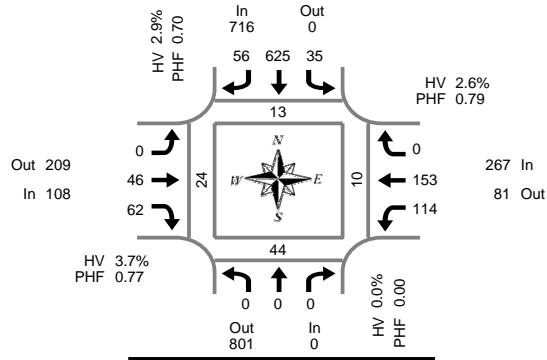
Approach	PHF	HV%	Volume
EB	0.35	0.0%	7
WB	0.00	0.0%	0
NB	0.00	0.0%	0
SB	0.79	7.4%	54
Intersection	0.85	6.6%	61

Count Period: 4:00 PM to 6:00 PM

Total Vehicle Summary



Clay Carney
(503) 833-2740



Washington St & 6th St

Wednesday, August 10, 2005
4:00 PM to 6:00 PM

5-Minute Interval Summary

4:00 PM to 6:00 PM

Interval Start Time	Northbound Washington St				Southbound Washington St				Eastbound 6th St				Westbound 6th St				Interval Total	Pedestrians Crosswalk			
	L	T	R	Bikes	L	T	R	Bikes	L	T	R	Bikes	L	T	R	Bikes		North	South	East	West
16:00	0	0	0	0	0	21	2	0	0	3	6	0	16	21	0	0	69	2	3	2	4
16:05	0	0	0	0	6	39	4	0	0	7	3	0	7	10	0	0	76	1	2	2	4
16:10	0	0	0	2	4	39	1	1	0	1	4	0	11	13	0	0	73	7	3	2	11
16:15	0	0	0	0	2	47	4	0	0	1	2	0	9	10	0	0	75	3	8	6	6
16:20	0	0	0	1	5	23	5	1	0	1	1	0	7	11	0	0	53	1	11	0	2
16:25	0	0	0	0	4	27	0	0	0	1	4	0	6	9	0	0	51	2	4	0	2
16:30	0	0	0	0	2	33	3	1	0	3	1	1	8	9	0	1	59	0	2	1	0
16:35	0	0	0	0	5	30	5	0	0	2	0	1	12	15	0	1	69	1	6	2	4
16:40	0	0	0	1	2	44	3	0	0	4	2	1	11	18	0	1	84	0	2	0	0
16:45	0	0	0	1	3	37	9	0	0	4	8	0	12	16	0	1	89	1	5	0	4
16:50	0	0	0	0	4	34	3	1	0	6	5	0	12	10	0	0	74	0	5	4	4
16:55	0	0	0	0	2	46	3	0	0	5	6	1	5	11	0	2	78	1	3	2	0
17:00	0	0	0	0	2	52	5	2	0	7	6	0	10	13	0	0	95	1	4	0	0
17:05	0	0	0	0	3	80	2	1	0	4	6	1	16	8	0	0	119	3	4	0	1
17:10	0	0	0	0	4	80	2	0	0	4	8	2	9	9	0	0	116	1	2	0	2
17:15	0	0	0	0	1	78	5	1	0	2	9	0	5	14	0	2	114	0	3	1	1
17:20	0	0	0	0	2	60	4	0	0	0	3	0	7	12	0	0	88	0	2	1	5
17:25	0	0	0	1	4	45	4	1	0	3	4	0	5	14	0	0	79	2	5	0	2
17:30	0	0	0	0	3	39	11	0	0	5	5	0	10	13	0	0	86	3	3	0	1
17:35	0	0	0	0	2	36	3	0	0	1	6	0	11	8	0	0	67	4	0	2	4
17:40	0	0	0	0	4	34	4	0	0	1	2	1	13	10	0	0	68	0	2	5	0
17:45	0	0	0	0	3	36	4	0	0	0	4	0	5	8	0	0	60	1	2	1	2
17:50	0	0	0	0	3	35	6	0	0	1	4	1	7	11	0	1	67	0	0	0	3
17:55	0	0	0	0	6	24	2	0	0	2	3	0	10	14	0	0	61	0	2	1	0
Total Survey	0	0	0	6	76	1,019	94	9	0	68	102	9	224	287	0	9	1,870	34	83	32	62

15-Minute Interval Summary

4:00 PM to 6:00 PM

Interval Start Time	Northbound Washington St				Southbound Washington St				Eastbound 6th St				Westbound 6th St				Interval Total	Pedestrians Crosswalk			
	L	T	R	Bikes	L	T	R	Bikes	L	T	R	Bikes	L	T	R	Bikes		North	South	East	West
16:00	0	0	0	2	10	99	7	1	0	11	13	0	34	44	0	0	218	10	8	6	19
16:15	0	0	0	1	11	97	9	1	0	3	7	0	22	30	0	0	179	6	23	6	10
16:30	0	0	0	1	9	107	11	1	0	9	3	3	31	42	0	3	212	1	10	3	4
16:45	0	0	0	1	9	117	15	1	0	15	19	1	29	37	0	3	241	2	13	6	8
17:00	0	0	0	0	9	212	9	3	0	15	20	3	35	30	0	0	330	5	10	0	3
17:15	0	0	0	1	7	183	13	2	0	5	16	0	17	40	0	2	281	2	10	2	8
17:30	0	0	0	0	9	109	18	0	0	7	13	1	34	31	0	0	221	7	5	7	5
17:45	0	0	0	0	12	95	12	0	0	3	11	1	22	33	0	1	188	1	4	2	5
Total Survey	0	0	0	6	76	1,019	94	9	0	68	102	9	224	287	0	9	1,870	34	83	32	62

Peak Hour Summary

4:35 PM to 5:35 PM

By Approach	Northbound Washington St				Southbound Washington St				Eastbound 6th St				Westbound 6th St				Total	Pedestrians Crosswalk			
	In	Out	Total	Bikes	In	Out	Total	Bikes	In	Out	Total	Bikes	In	Out	Total	Bikes		North	South	East	West
Volume	0	801	801	3	716	0	716	6	108	209	317	6	267	81	348	7	1,091	13	44	10	24
%HV	0.0%				2.9%				3.7%				2.6%				2.9%				
PHF	0.00				0.70				0.77				0.79				0.78				

By Movement	Northbound Washington St				Southbound Washington St				Eastbound 6th St				Westbound 6th St				Total
	L	T	R	Total	L	T	R	Total	L	T	R	Total	L	T	R	Total	
Volume	0	0	0	0	35	625	56	716	0	46	62	108	114	153	0	267	1,091
%HV	0.0%	0.0%	0.0%	0.0%	2.9%	3.0%	1.8%	2.9%	0.0%	8.7%	0.0%	3.7%	2.6%	2.6%	0.0%	2.6%	2.9%
PHF	0.00	0.00	0.00	0.00	0.88	0.66	0.74	0.70	0.00	0.64	0.67	0.77	0.81	0.78	0.00	0.79	0.78

Rolling Hour Summary

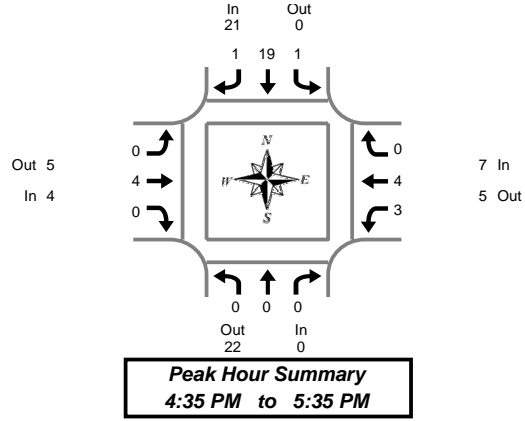
4:00 PM to 6:00 PM

Interval Start Time	Northbound Washington St				Southbound Washington St				Eastbound 6th St				Westbound 6th St				Interval Total	Pedestrians Crosswalk			
	L	T	R	Bikes	L	T	R	Bikes	L	T	R	Bikes	L	T	R	Bikes		North	South	East	West
16:00	0	0	0	5	39	420	42	4	0	38	42	4	116	153	0	6	850	19	54	21	41
16:15	0	0	0	3	38	533	44	6	0	42	49	7	117	139	0	6	962	14	56	15	25
16:30	0	0	0	3	34	619	48	7	0	44	58	7	112	149	0	8	1,064	10	43	11	23
16:45	0	0	0	2	34	621	55	6	0	42	68	5	115	138	0	5	1,073	16	38	15	24

Heavy Vehicle Summary



Clay Carney
(503) 833-2740



Washington St & 6th St

Wednesday, August 10, 2005
4:00 PM to 6:00 PM

Heavy Vehicle 5-Minute Interval Summary 4:00 PM to 6:00 PM

Interval Start Time	Northbound Washington St				Southbound Washington St				Eastbound 6th St				Westbound 6th St				Interval Total	
	L	T	R	Total	L	T	R	Total	L	T	R	Total	L	T	R	Total		
16:00	0	0	0	0	0	0	0	0	0	0	0	0	0	0	0	0	0	0
16:05	0	0	0	0	0	1	0	1	0	1	0	1	0	0	0	0	0	2
16:10	0	0	0	0	0	1	0	1	0	1	0	1	0	1	0	1	0	3
16:15	0	0	0	0	0	3	0	3	0	0	0	0	0	1	0	1	0	4
16:20	0	0	0	0	0	2	1	3	0	0	0	0	0	1	0	1	0	4
16:25	0	0	0	0	0	2	0	2	0	0	0	0	0	0	0	0	0	2
16:30	0	0	0	0	0	1	0	1	0	1	0	1	0	0	0	0	0	2
16:35	0	0	0	0	0	1	0	1	0	0	0	0	0	0	0	0	0	1
16:40	0	0	0	0	1	2	0	3	0	0	0	0	1	2	0	3	0	6
16:45	0	0	0	0	0	2	0	2	0	1	0	1	0	0	0	0	0	3
16:50	0	0	0	0	0	0	0	0	0	1	0	1	0	0	0	0	0	1
16:55	0	0	0	0	0	4	0	4	0	0	0	0	0	0	0	0	0	4
17:00	0	0	0	0	0	1	1	2	0	0	0	0	0	0	0	0	0	2
17:05	0	0	0	0	0	2	0	2	0	0	0	0	1	0	0	1	0	3
17:10	0	0	0	0	0	1	0	1	0	0	0	0	0	0	0	0	0	1
17:15	0	0	0	0	0	3	0	3	0	0	0	0	0	0	0	0	0	3
17:20	0	0	0	0	0	1	0	1	0	0	0	0	0	1	0	1	0	2
17:25	0	0	0	0	0	1	0	1	0	2	0	2	1	0	0	1	1	4
17:30	0	0	0	0	0	1	0	1	0	0	0	0	0	1	0	1	0	2
17:35	0	0	0	0	0	0	0	0	0	0	0	0	0	0	0	0	0	0
17:40	0	0	0	0	0	2	1	3	0	0	0	0	1	0	0	1	0	4
17:45	0	0	0	0	0	3	0	3	0	0	0	0	0	0	0	0	0	3
17:50	0	0	0	0	0	1	0	1	0	0	0	0	0	0	0	0	0	1
17:55	0	0	0	0	0	2	0	2	0	0	0	0	0	0	0	0	0	2
Total Survey	0	0	0	0	1	37	3	41	0	7	0	7	4	7	0	11	0	59

Heavy Vehicle 15-Minute Interval Summary 4:00 PM to 6:00 PM

Interval Start Time	Northbound Washington St				Southbound Washington St				Eastbound 6th St				Westbound 6th St				Interval Total	
	L	T	R	Total	L	T	R	Total	L	T	R	Total	L	T	R	Total		
16:00	0	0	0	0	0	2	0	2	0	2	0	2	0	1	0	1	0	5
16:15	0	0	0	0	0	7	1	8	0	0	0	0	0	2	0	2	0	10
16:30	0	0	0	0	1	4	0	5	0	1	0	1	1	2	0	3	0	9
16:45	0	0	0	0	0	6	0	6	0	2	0	2	0	0	0	0	0	8
17:00	0	0	0	0	0	4	1	5	0	0	0	0	1	0	0	1	0	6
17:15	0	0	0	0	0	5	0	5	0	2	0	2	1	1	0	2	0	9
17:30	0	0	0	0	0	3	1	4	0	0	0	0	1	1	0	2	0	6
17:45	0	0	0	0	0	6	0	6	0	0	0	0	0	0	0	0	0	6
Total Survey	0	0	0	0	1	37	3	41	0	7	0	7	4	7	0	11	0	59

Heavy Vehicle Peak Hour Summary 4:35 PM to 5:35 PM

By Approach	Northbound Washington St			Southbound Washington St			Eastbound 6th St			Westbound 6th St			Total
	In	Out	Total	In	Out	Total	In	Out	Total	In	Out	Total	
Volume	0	22	22	21	0	21	4	5	9	7	5	12	32
PHF	0.00			0.66			0.50			0.58			0.80

By Movement	Northbound Washington St				Southbound Washington St				Eastbound 6th St				Westbound 6th St				Total
	L	T	R	Total	L	T	R	Total	L	T	R	Total	L	T	R	Total	
Volume	0	0	0	0	1	19	1	21	0	4	0	4	3	4	0	7	32
PHF	0.00	0.00	0.00	0.00	0.25	0.68	0.25	0.66	0.00	0.50	0.00	0.50	0.75	0.50	0.00	0.58	0.80

Heavy Vehicle Rolling Hour Summary 4:00 PM to 6:00 PM

Interval Start Time	Northbound Washington St				Southbound Washington St				Eastbound 6th St				Westbound 6th St				Interval Total
	L	T	R	Total	L	T	R	Total	L	T	R	Total	L	T	R	Total	
16:00	0	0	0	0	1	19	1	21	0	5	0	5	1	5	0	6	32
16:15	0	0	0	0	1	21	2	24	0	3	0	3	2	4	0	6	33
16:30	0	0	0	0	1	19	1	21	0	5	0	5	3	3	0	6	32
16:45	0	0	0	0	0	18	2	20	0	4	0	4	3	2	0	5	29

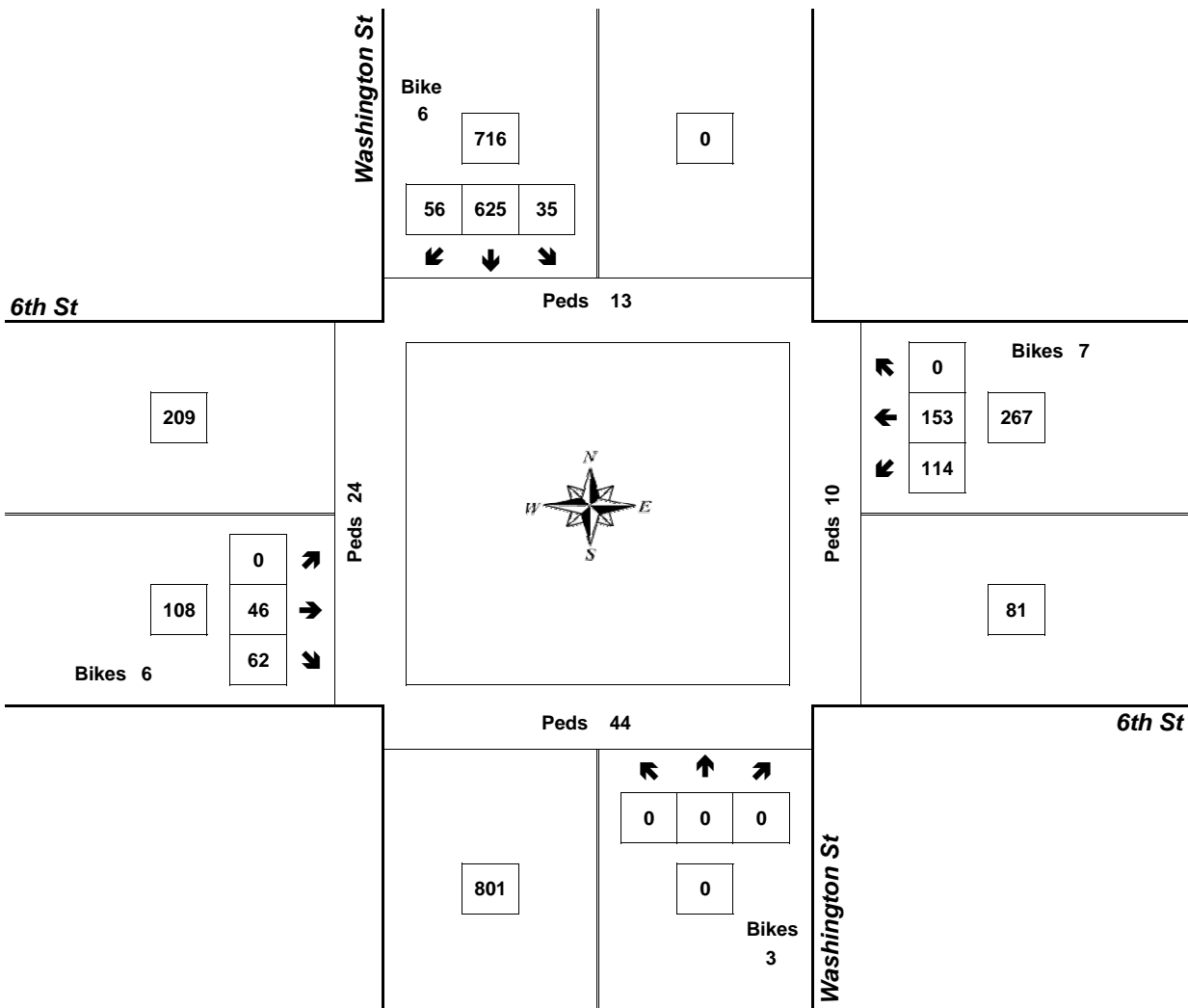
Peak Hour Summary



Clay Carney
(503) 833-2740

Washington St & 6th St

4:35 PM to 5:35 PM
Wednesday, August 10, 2005



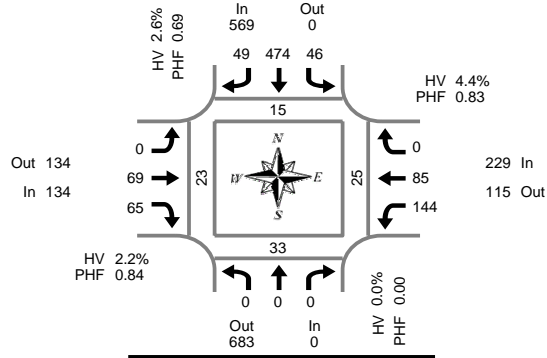
Approach	PHF	HV%	Volume
EB	0.77	3.7%	108
WB	0.79	2.6%	267
NB	0.00	0.0%	0
SB	0.70	2.9%	716
Intersection	0.78	2.9%	1,091

Count Period: 4:00 PM to 6:00 PM

Total Vehicle Summary



Clay Carney
(503) 833-2740



Washington St & 8th St

Wednesday, August 10, 2005
4:00 PM to 6:00 PM

5-Minute Interval Summary

4:00 PM to 6:00 PM

Interval Start Time	Northbound Washington St				Southbound Washington St				Eastbound 8th St				Westbound 8th St				Interval Total	Pedestrians Crosswalk			
	L	T	R	Bikes	L	T	R	Bikes	L	T	R	Bikes	L	T	R	Bikes		North	South	East	West
16:00	0	0	0	1	4	17	7	0	0	1	2	0	6	7	0	0	44	0	1	0	0
16:05	0	0	0	0	6	39	5	1	0	8	6	0	6	7	0	0	77	0	2	2	1
16:10	0	0	0	0	5	33	5	0	0	4	5	0	7	8	0	1	67	0	3	1	0
16:15	0	0	0	1	6	37	3	0	0	6	4	0	9	6	0	0	71	0	1	1	0
16:20	0	0	0	0	2	28	2	1	0	4	0	0	7	6	0	0	49	0	3	3	1
16:25	0	0	0	0	7	27	3	0	0	7	4	0	4	7	0	0	59	0	1	1	0
16:30	0	0	0	0	2	25	3	0	0	3	3	0	8	7	0	0	51	0	3	4	1
16:35	0	0	0	0	4	28	5	0	0	3	2	0	11	13	0	0	66	0	2	2	1
16:40	0	0	0	1	3	31	2	0	0	10	10	0	10	11	0	0	77	1	10	1	3
16:45	0	0	0	0	3	27	3	1	0	7	3	0	10	5	0	0	58	2	2	3	2
16:50	0	0	0	0	7	25	3	0	0	2	6	0	12	10	0	0	65	0	1	1	2
16:55	0	0	0	0	6	29	6	0	0	6	7	0	11	7	0	0	72	5	0	2	0
17:00	0	0	0	0	4	40	3	0	0	5	13	0	10	2	0	0	77	0	0	1	0
17:05	0	0	0	0	4	62	3	0	0	6	3	0	20	8	0	0	106	0	3	5	2
17:10	0	0	0	1	5	68	0	0	0	6	4	1	14	7	0	0	104	2	4	4	6
17:15	0	0	0	1	4	52	7	1	0	5	5	2	17	3	0	1	93	2	1	1	1
17:20	0	0	0	0	2	45	7	1	0	9	5	0	9	10	0	0	87	0	2	0	3
17:25	0	0	0	0	1	34	3	1	0	7	4	0	9	5	0	0	63	3	7	2	0
17:30	0	0	0	0	3	33	7	0	0	3	3	0	11	4	0	0	64	0	1	3	3
17:35	0	0	0	0	1	34	4	0	0	2	5	1	10	4	0	0	60	0	1	0	1
17:40	0	0	0	0	4	30	3	0	0	4	4	0	8	3	0	0	56	0	4	3	3
17:45	0	0	0	0	3	28	2	0	0	3	3	0	9	6	0	1	54	0	5	2	4
17:50	0	0	0	0	5	37	3	0	0	2	0	0	7	2	0	1	56	0	0	0	4
17:55	0	0	0	0	1	19	5	2	0	7	2	0	8	8	0	0	50	0	1	2	0
Total Survey	0	0	0	5	92	828	94	8	0	120	103	4	233	156	0	4	1,626	15	58	44	38

15-Minute Interval Summary

4:00 PM to 6:00 PM

Interval Start Time	Northbound Washington St				Southbound Washington St				Eastbound 8th St				Westbound 8th St				Interval Total	Pedestrians Crosswalk			
	L	T	R	Bikes	L	T	R	Bikes	L	T	R	Bikes	L	T	R	Bikes		North	South	East	West
16:00	0	0	0	1	15	89	17	1	0	13	13	0	19	22	0	1	188	0	6	3	1
16:15	0	0	0	1	15	92	8	1	0	17	8	0	20	19	0	0	179	0	5	5	1
16:30	0	0	0	1	9	84	10	0	0	16	15	0	29	31	0	0	194	1	15	7	5
16:45	0	0	0	0	16	81	12	1	0	15	16	0	33	22	0	0	195	7	3	6	4
17:00	0	0	0	1	13	170	6	0	0	17	20	1	44	17	0	0	287	2	7	10	8
17:15	0	0	0	1	7	131	17	3	0	21	14	2	35	18	0	1	243	5	10	3	4
17:30	0	0	0	0	8	97	14	0	0	9	12	1	29	11	0	0	180	0	6	6	7
17:45	0	0	0	0	9	84	10	2	0	12	5	0	24	16	0	2	160	0	6	4	8
Total Survey	0	0	0	5	92	828	94	8	0	120	103	4	233	156	0	4	1,626	15	58	44	38

Peak Hour Summary

4:35 PM to 5:35 PM

By Approach	Northbound Washington St				Southbound Washington St				Eastbound 8th St				Westbound 8th St				Total	Pedestrians Crosswalk			
	In	Out	Total	Bikes	In	Out	Total	Bikes	In	Out	Total	Bikes	In	Out	Total	Bikes		North	South	East	West
Volume	0	683	683	3	569	0	569	4	134	134	268	3	229	115	344	1	932	15	33	25	23
%HV	0.0%				2.6%				2.2%				4.4%				3.0%				
PHF	0.00				0.69				0.84				0.83				0.77				

By Movement	Northbound Washington St				Southbound Washington St				Eastbound 8th St				Westbound 8th St				Total				
	L	T	R	Total	L	T	R	Total	L	T	R	Total	L	T	R	Total					
Volume	0	0	0	0	46	474	49	569	0	69	65	134	144	85	0	229	932				
%HV	0.0%	0.0%	0.0%	0.0%	0.0%	3.0%	2.0%	2.6%	0.0%	1.4%	3.1%	2.2%	5.6%	2.4%	0.0%	4.4%	3.0%				
PHF	0.00	0.00	0.00	0.00	0.68	0.65	0.72	0.69	0.00	0.82	0.63	0.84	0.71	0.73	0.00	0.83	0.77				

Rolling Hour Summary

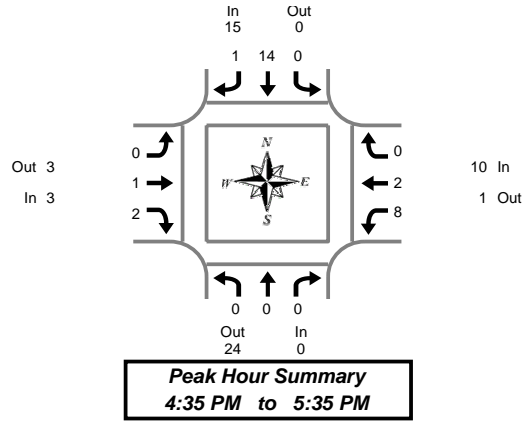
4:00 PM to 6:00 PM

Interval Start Time	Northbound Washington St				Southbound Washington St				Eastbound 8th St				Westbound 8th St				Interval Total	Pedestrians Crosswalk			
	L	T	R	Bikes	L	T	R	Bikes	L	T	R	Bikes	L	T	R	Bikes		North	South	East	West
16:00	0	0	0	3	55	346	47	3	0	61	52	0	101	94	0	1	756	8	29	21	11
16:15	0	0	0	3	53	427	36	2	0	65	59	1	126	89	0	0	855	10	30	28	18
16:30	0	0	0	3	45	466	45	4	0	69	65	3	141	88	0	1	919	15	35	26	21
16:45	0	0	0	2	44	479	49	4	0	62	62	4	141	68	0	1	905	14	26	25	23

Heavy Vehicle Summary



Clay Carney
(503) 833-2740



Washington St & 8th St

Wednesday, August 10, 2005
4:00 PM to 6:00 PM

Peak Hour Summary
4:35 PM to 5:35 PM

Heavy Vehicle 5-Minute Interval Summary 4:00 PM to 6:00 PM

Interval Start Time	Northbound Washington St				Southbound Washington St				Eastbound 8th St				Westbound 8th St				Interval Total
	L	T	R	Total	L	T	R	Total	L	T	R	Total	L	T	R	Total	
16:00	0	0	0	0	0	0	0	0	0	0	0	0	0	1	0	1	1
16:05	0	0	0	0	1	3	0	4	0	0	0	0	2	2	0	4	8
16:10	0	0	0	0	0	1	0	1	0	0	0	0	0	0	0	0	1
16:15	0	0	0	0	0	1	1	2	0	0	1	1	0	0	0	0	3
16:20	0	0	0	0	0	2	0	2	0	0	0	0	2	1	0	3	5
16:25	0	0	0	0	0	2	0	2	0	0	1	1	0	0	0	0	3
16:30	0	0	0	0	0	2	0	2	0	0	0	0	1	0	0	1	3
16:35	0	0	0	0	0	1	0	1	0	0	0	0	2	0	0	2	3
16:40	0	0	0	0	0	3	0	3	0	0	1	1	0	0	0	0	4
16:45	0	0	0	0	0	2	0	2	0	1	0	1	0	1	0	1	4
16:50	0	0	0	0	0	0	0	0	0	0	0	0	1	0	0	1	1
16:55	0	0	0	0	0	2	0	2	0	0	1	1	0	0	0	0	3
17:00	0	0	0	0	0	0	0	0	0	0	0	0	1	0	0	1	1
17:05	0	0	0	0	0	3	0	3	0	0	0	0	2	0	0	2	5
17:10	0	0	0	0	0	2	0	2	0	0	0	0	0	1	0	1	3
17:15	0	0	0	0	0	1	0	1	0	0	0	0	1	0	0	1	2
17:20	0	0	0	0	0	0	0	0	0	0	0	0	0	0	0	0	0
17:25	0	0	0	0	0	0	0	0	0	0	0	0	1	0	0	1	1
17:30	0	0	0	0	0	0	1	1	0	0	0	0	0	0	0	0	1
17:35	0	0	0	0	0	2	0	2	0	0	0	0	1	0	0	1	3
17:40	0	0	0	0	0	0	0	0	0	0	0	0	1	0	0	1	1
17:45	0	0	0	0	0	0	0	0	0	0	1	1	1	1	0	2	3
17:50	0	0	0	0	0	2	0	2	0	0	0	0	1	0	0	1	3
17:55	0	0	0	0	0	0	0	0	0	0	0	0	0	0	0	0	0
Total Survey	0	0	0	0	1	29	2	32	0	1	5	6	17	7	0	24	62

Heavy Vehicle 15-Minute Interval Summary 4:00 PM to 6:00 PM

Interval Start Time	Northbound Washington St				Southbound Washington St				Eastbound 8th St				Westbound 8th St				Interval Total
	L	T	R	Total	L	T	R	Total	L	T	R	Total	L	T	R	Total	
16:00	0	0	0	0	1	4	0	5	0	0	0	0	2	3	0	5	10
16:15	0	0	0	0	0	5	1	6	0	0	2	2	2	1	0	3	11
16:30	0	0	0	0	0	6	0	6	0	0	1	1	3	0	0	3	10
16:45	0	0	0	0	0	4	0	4	0	1	1	2	1	1	0	2	8
17:00	0	0	0	0	0	5	0	5	0	0	0	0	3	1	0	4	9
17:15	0	0	0	0	0	1	0	1	0	0	0	0	2	0	0	2	3
17:30	0	0	0	0	0	2	1	3	0	0	0	0	2	0	0	2	5
17:45	0	0	0	0	0	2	0	2	0	0	1	1	2	1	0	3	6
Total Survey	0	0	0	0	1	29	2	32	0	1	5	6	17	7	0	24	62

Heavy Vehicle Peak Hour Summary 4:35 PM to 5:35 PM

By Approach	Northbound Washington St			Southbound Washington St			Eastbound 8th St			Westbound 8th St			Total
	In	Out	Total	In	Out	Total	In	Out	Total	In	Out	Total	
Volume	0	24	24	15	0	15	3	3	6	10	1	11	28
PHF	0.00			0.63			0.38			0.63			0.64

By Movement	Northbound Washington St				Southbound Washington St				Eastbound 8th St				Westbound 8th St				Total
	L	T	R	Total	L	T	R	Total	L	T	R	Total	L	T	R	Total	
Volume	0	0	0	0	0	14	1	15	0	1	2	3	8	2	0	10	28
PHF	0.00	0.00	0.00	0.00	0.00	0.58	0.25	0.63	0.00	0.25	0.50	0.38	0.67	0.50	0.00	0.63	0.64

Heavy Vehicle Rolling Hour Summary 4:00 PM to 6:00 PM

Interval Start Time	Northbound Washington St				Southbound Washington St				Eastbound 8th St				Westbound 8th St				Interval Total
	L	T	R	Total	L	T	R	Total	L	T	R	Total	L	T	R	Total	
16:00	0	0	0	0	1	19	1	21	0	1	4	5	8	5	0	13	39
16:15	0	0	0	0	0	20	1	21	0	1	4	5	9	3	0	12	38
16:30	0	0	0	0	0	16	0	16	0	1	2	3	9	2	0	11	30
16:45	0	0	0	0	0	12	1	13	0	1	1	2	8	2	0	10	25

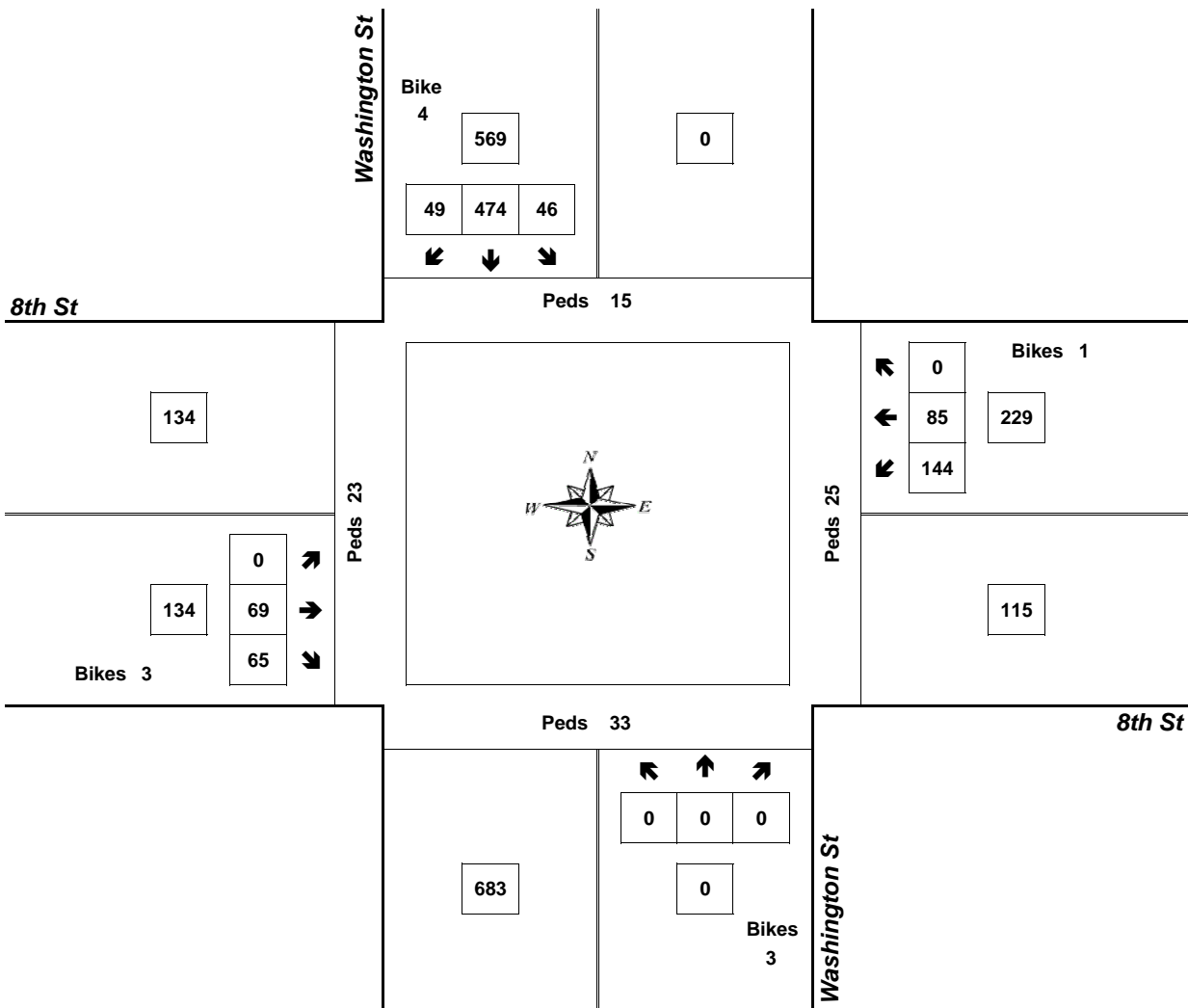
Peak Hour Summary



Clay Carney
(503) 833-2740

Washington St & 8th St

4:35 PM to 5:35 PM
Wednesday, August 10, 2005



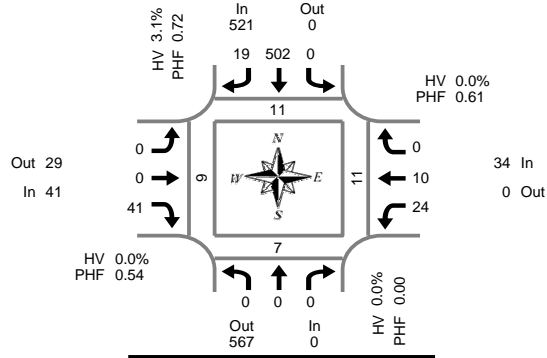
Approach	PHF	HV%	Volume
EB	0.84	2.2%	134
WB	0.83	4.4%	229
NB	0.00	0.0%	0
SB	0.69	2.6%	569
Intersection	0.77	3.0%	932

Count Period: 4:00 PM to 6:00 PM

Total Vehicle Summary



Clay Carney
(503) 833-2740



**Peak Hour Summary
4:40 PM to 5:40 PM**

Washington St & 9th St

Wednesday, August 10, 2005
4:00 PM to 6:00 PM

5-Minute Interval Summary 4:00 PM to 6:00 PM

Interval Start Time	Northbound Washington St				Southbound Washington St				Eastbound 9th St				Westbound 9th St				Interval Total	Pedestrians Crosswalk			
	L	T	R	Bikes	L	T	R	Bikes	L	T	R	Bikes	L	T	R	Bikes		North	South	East	West
16:00	0	0	0	0	0	25	1	0	0	0	4	0	2	1	0	0	33	0	0	0	1
16:05	0	0	0	0	0	47	2	1	0	0	4	0	0	1	0	0	54	0	0	0	0
16:10	0	0	0	1	0	43	1	0	0	0	2	0	2	1	0	0	49	1	1	1	0
16:15	0	0	0	1	0	37	0	0	0	0	3	0	6	0	0	0	46	1	2	0	0
16:20	0	0	0	0	0	25	1	0	0	0	3	0	1	3	0	1	33	0	0	4	2
16:25	0	0	0	0	0	31	1	0	0	0	4	0	2	2	0	1	40	1	0	1	1
16:30	0	0	0	0	0	28	2	1	0	0	6	0	2	0	0	0	38	2	0	0	1
16:35	0	0	0	0	0	29	0	1	0	0	0	1	4	3	0	0	36	1	0	1	0
16:40	0	0	0	0	0	38	0	0	0	0	0	0	1	0	0	0	39	0	1	1	0
16:45	0	0	0	1	0	36	4	0	0	0	0	3	1	0	0	0	41	2	3	1	0
16:50	0	0	0	0	0	31	3	1	0	0	4	0	2	2	0	1	42	1	0	0	0
16:55	0	0	0	0	0	29	0	0	0	0	5	0	2	1	0	0	37	1	1	1	2
17:00	0	0	0	2	0	44	3	1	0	0	2	0	1	0	0	0	50	0	0	0	0
17:05	0	0	0	0	0	62	0	0	0	0	4	2	2	0	0	0	68	4	0	0	1
17:10	0	0	0	0	0	67	6	0	0	0	4	0	3	0	0	0	80	0	1	1	2
17:15	0	0	0	1	0	44	1	1	0	0	11	0	3	1	0	1	60	0	0	2	0
17:20	0	0	0	0	0	52	1	0	0	0	2	0	1	0	0	0	56	0	0	1	0
17:25	0	0	0	1	0	30	1	0	0	0	1	0	4	2	0	1	38	1	0	3	4
17:30	0	0	0	0	0	40	0	0	0	0	1	0	3	2	0	0	46	1	0	0	0
17:35	0	0	0	0	0	29	0	2	0	0	7	0	1	2	0	0	39	1	1	1	0
17:40	0	0	0	0	0	26	1	0	0	0	5	0	3	2	0	1	37	1	0	1	0
17:45	0	0	0	0	0	28	0	0	0	0	4	1	1	1	0	1	34	2	2	1	2
17:50	0	0	0	1	0	34	0	0	0	0	3	0	3	1	0	0	41	0	1	0	0
17:55	0	0	0	0	0	18	0	0	0	0	0	0	1	0	0	0	19	0	0	0	0
Total Survey	0	0	0	8	0	873	28	8	0	0	79	7	51	25	0	7	1,056	20	13	20	16

15-Minute Interval Summary 4:00 PM to 6:00 PM

Interval Start Time	Northbound Washington St				Southbound Washington St				Eastbound 9th St				Westbound 9th St				Interval Total	Pedestrians Crosswalk			
	L	T	R	Bikes	L	T	R	Bikes	L	T	R	Bikes	L	T	R	Bikes		North	South	East	West
16:00	0	0	0	1	0	115	4	1	0	0	10	0	4	3	0	0	136	1	1	1	1
16:15	0	0	0	1	0	93	2	0	0	0	10	0	9	5	0	2	119	2	2	5	3
16:30	0	0	0	0	0	95	2	2	0	0	6	1	7	3	0	0	113	3	1	2	1
16:45	0	0	0	1	0	96	7	1	0	0	9	3	5	3	0	1	120	4	4	2	2
17:00	0	0	0	2	0	173	9	1	0	0	10	2	6	0	0	0	198	4	1	1	3
17:15	0	0	0	2	0	126	3	1	0	0	14	0	8	3	0	2	154	1	0	6	4
17:30	0	0	0	0	0	95	1	2	0	0	13	0	7	6	0	1	122	3	1	2	0
17:45	0	0	0	1	0	80	0	0	0	0	7	1	5	2	0	1	94	2	3	1	2
Total Survey	0	0	0	8	0	873	28	8	0	0	79	7	51	25	0	7	1,056	20	13	20	16

Peak Hour Summary 4:40 PM to 5:40 PM

By Approach	Northbound Washington St				Southbound Washington St				Eastbound 9th St				Westbound 9th St				Total	Pedestrians Crosswalk			
	In	Out	Total	Bikes	In	Out	Total	Bikes	In	Out	Total	Bikes	In	Out	Total	Bikes		North	South	East	West
Volume	0	567	567	5	521	0	521	5	41	29	70	5	34	0	34	3	596	11	7	11	9
%HV	0.0%				3.1%				0.0%				0.0%				2.7%				
PHF	0.00				0.72				0.54				0.61				0.72				

By Movement	Northbound Washington St				Southbound Washington St				Eastbound 9th St				Westbound 9th St				Total
	L	T	R	Total	L	T	R	Total	L	T	R	Total	L	T	R	Total	
Volume	0	0	0	0	0	502	19	521	0	0	41	41	24	10	0	34	596
%HV	0.0%	0.0%	0.0%	0.0%	0.0%	3.2%	0.0%	3.1%	0.0%	0.0%	0.0%	0.0%	0.0%	0.0%	0.0%	0.0%	2.7%
PHF	0.00	0.00	0.00	0.00	0.00	0.73	0.53	0.72	0.00	0.00	0.54	0.54	0.75	0.42	0.00	0.61	0.72

Rolling Hour Summary 4:00 PM to 6:00 PM

Interval Start Time	Northbound Washington St				Southbound Washington St				Eastbound 9th St				Westbound 9th St				Interval Total	Pedestrians Crosswalk			
	L	T	R	Bikes	L	T	R	Bikes	L	T	R	Bikes	L	T	R	Bikes		North	South	East	West
16:00	0	0	0	3	0	399	15	4	0	0	35	4	25	14	0	3	488	10	8	10	7
16:15	0	0	0	4	0	457	20	4	0	0	35	6	27	11	0	3	550	13	8	10	9
16:30	0	0	0	5	0	490	21	5	0	0	39	6	26	9	0	3	585	12	6	11	10
16:45	0	0	0	5	0	490	20	5	0	0	46	5	26	12	0	4	594	12	6	11	9

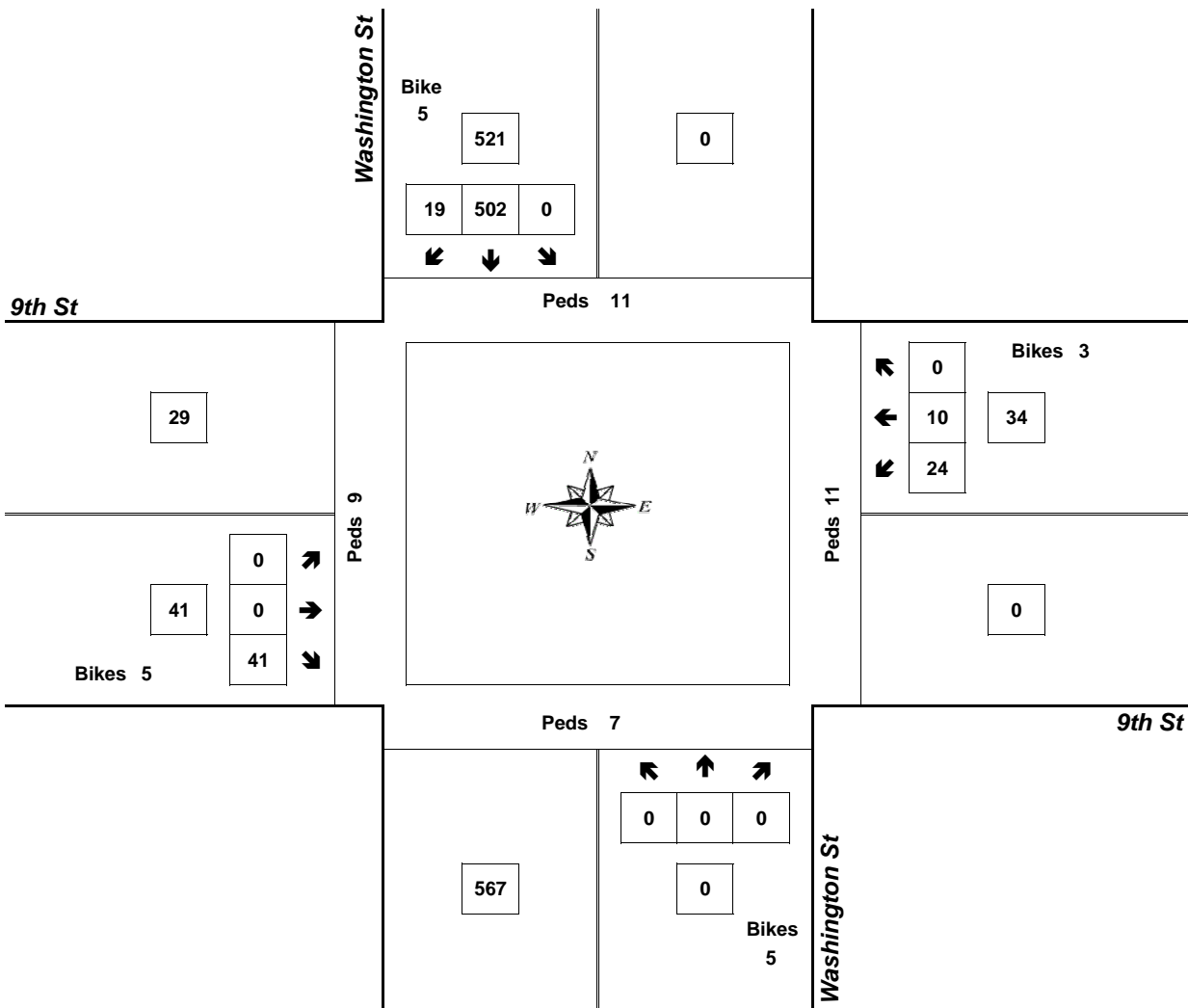
Peak Hour Summary



Clay Carney
(503) 833-2740

Washington St & 9th St

4:40 PM to 5:40 PM
Wednesday, August 10, 2005



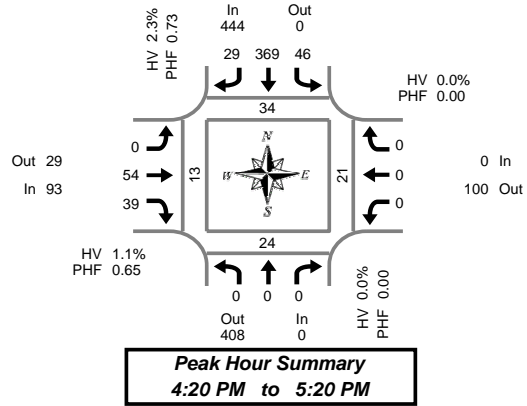
Approach	PHF	HV%	Volume
EB	0.54	0.0%	41
WB	0.61	0.0%	34
NB	0.00	0.0%	0
SB	0.72	3.1%	521
Intersection	0.72	2.7%	596

Count Period: 4:00 PM to 6:00 PM

Total Vehicle Summary



Clay Carney
(503) 833-2740



Washington St & 11th St

Wednesday, June 01, 2005

4:00 PM to 6:00 PM

5-Minute Interval Summary 4:00 PM to 6:00 PM

Interval Start Time	Northbound Washington St				Southbound Washington St				Eastbound 11th St				Westbound 11th St				Interval Total	Pedestrians Crosswalk						
	L	T	R	Bikes	L	T	R	Bikes	L	T	R	Bikes	L	T	R	Bikes		North	South	East	West			
16:00	0	0	0	0	2	38	5	0	0	3	4	0	0	0	0	0	0	0	0	52	0	0	0	3
16:05	0	0	0	0	1	26	1	0	0	1	8	0	0	0	0	0	0	0	0	37	1	2	2	2
16:10	0	0	0	0	6	35	2	0	0	4	2	0	0	0	0	0	0	0	49	1	2	3	0	
16:15	0	0	0	0	4	27	1	0	0	4	4	0	0	0	0	0	0	0	40	1	0	1	1	
16:20	0	0	0	0	5	29	3	0	0	5	3	0	0	0	0	0	0	0	45	0	5	1	5	
16:25	0	0	0	0	6	30	1	0	0	1	2	1	0	0	0	0	0	0	40	0	3	1	0	
16:30	0	0	0	0	1	36	3	0	0	9	2	0	0	0	0	0	0	0	51	1	0	1	0	
16:35	0	0	0	0	4	23	7	1	0	4	5	1	0	0	0	0	0	0	43	1	2	3	0	
16:40	0	0	0	0	3	30	0	0	0	3	4	0	0	0	0	0	0	0	40	0	2	4	1	
16:45	0	0	0	0	3	20	4	0	0	4	3	0	0	0	0	0	0	0	34	1	5	0	0	
16:50	0	0	0	0	2	31	1	1	0	4	1	0	0	0	0	0	0	0	39	1	0	2	0	
16:55	0	0	0	0	6	19	2	1	0	2	1	0	0	0	0	0	1	30	1	0	1	5		
17:00	0	0	0	0	3	20	0	1	0	1	3	0	0	0	0	0	1	27	3	2	5	1		
17:05	0	0	0	0	0	38	3	0	0	4	3	0	0	0	0	0	0	48	9	1	0	0		
17:10	0	0	0	0	8	52	4	0	0	13	8	0	0	0	0	0	0	85	11	2	0	1		
17:15	0	0	0	0	5	41	1	0	0	4	4	0	0	0	0	0	0	55	6	2	3	0		
17:20	0	0	0	0	7	32	1	1	0	2	0	0	0	0	0	0	0	42	3	0	0	2		
17:25	0	0	0	0	2	34	0	0	0	0	4	0	0	0	0	0	1	40	3	1	0	0		
17:30	0	0	0	0	4	25	1	0	0	1	1	0	0	0	0	0	0	32	4	0	1	0		
17:35	0	0	0	0	2	27	1	0	0	3	2	0	0	0	0	0	0	35	3	3	0	0		
17:40	0	0	0	0	0	25	0	0	0	3	2	0	0	0	0	0	0	30	4	0	0	0		
17:45	0	0	0	0	1	16	0	0	0	2	2	0	0	0	0	0	1	21	0	0	2	0		
17:50	0	0	0	0	0	22	0	1	0	2	0	0	0	0	0	1	24	2	0	1	0			
17:55	0	0	0	0	3	22	0	1	0	2	1	0	0	0	0	0	0	28	2	1	0	3		
Total Survey	0	0	0	0	78	698	41	7	0	81	69	2	0	0	0	5	967	58	33	31	24			

15-Minute Interval Summary 4:00 PM to 6:00 PM

Interval Start Time	Northbound Washington St				Southbound Washington St				Eastbound 11th St				Westbound 11th St				Interval Total	Pedestrians Crosswalk			
	L	T	R	Bikes	L	T	R	Bikes	L	T	R	Bikes	L	T	R	Bikes		North	South	East	West
16:00	0	0	0	0	9	99	8	0	0	8	14	0	0	0	0	0	138	2	4	5	5
16:15	0	0	0	0	15	86	5	0	0	10	9	1	0	0	0	0	125	1	8	3	6
16:30	0	0	0	0	8	89	10	1	0	16	11	1	0	0	0	0	134	2	4	8	1
16:45	0	0	0	0	11	70	7	2	0	10	5	0	0	0	0	1	103	3	5	3	5
17:00	0	0	0	0	11	110	7	1	0	18	14	0	0	0	0	1	160	23	5	5	2
17:15	0	0	0	0	14	107	2	1	0	6	8	0	0	0	0	1	137	12	3	3	2
17:30	0	0	0	0	6	77	2	0	0	7	5	0	0	0	0	0	97	11	3	1	0
17:45	0	0	0	0	4	60	0	2	0	6	3	0	0	0	0	2	73	4	1	3	3
Total Survey	0	0	0	0	78	698	41	7	0	81	69	2	0	0	0	5	967	58	33	31	24

Peak Hour Summary 4:20 PM to 5:20 PM

By Approach	Northbound Washington St				Southbound Washington St				Eastbound 11th St				Westbound 11th St				Total	Pedestrians Crosswalk			
	In	Out	Total	Bikes	In	Out	Total	Bikes	In	Out	Total	Bikes	In	Out	Total	Bikes		North	South	East	West
Volume	0	408	408	0	444	0	444	4	93	29	122	2	0	100	100	2	537	34	24	21	13
%HV	0.0%				2.3%				1.1%				0.0%				2.0%				
PHF	0.00				0.73				0.65				0.00				0.71				

By Movement	Northbound Washington St				Southbound Washington St				Eastbound 11th St				Westbound 11th St				Total
	L	T	R	Total	L	T	R	Total	L	T	R	Total	L	T	R	Total	
Volume	0	0	0	0	46	369	29	444	0	54	39	93	0	0	0	0	537
%HV	0.0%	0.0%	0.0%	0.0%	2.2%	2.4%	0.0%	2.3%	0.0%	1.9%	0.0%	1.1%	0.0%	0.0%	0.0%	0.0%	2.0%
PHF	0.00	0.00	0.00	0.00	0.88	0.70	0.66	0.73	0.00	0.64	0.65	0.65	0.00	0.00	0.00	0.00	0.71

Rolling Hour Summary 4:00 PM to 6:00 PM

Interval Start Time	Northbound Washington St				Southbound Washington St				Eastbound 11th St				Westbound 11th St				Interval Total	Pedestrians Crosswalk			
	L	T	R	Bikes	L	T	R	Bikes	L	T	R	Bikes	L	T	R	Bikes		North	South	East	West
16:00	0	0	0	0	43	344	30	3	0	44	39	2	0	0	0	1	500	8	21	19	17
16:15	0	0	0	0	45	355	29	4	0	54	39	2	0	0	0	2	522	29	22	19	14
16:30	0	0	0	0	44	376	26	5	0	50	38	1	0	0	0	3	534	40	17	19	10
16:45	0	0	0	0	42	364	18	4	0	41	32	0	0	0	0	3	497	49	16	12	9
17:00	0	0	0	0	35	354	11	4	0	37	30	0	0	0	0	4	467	50	12	12	7

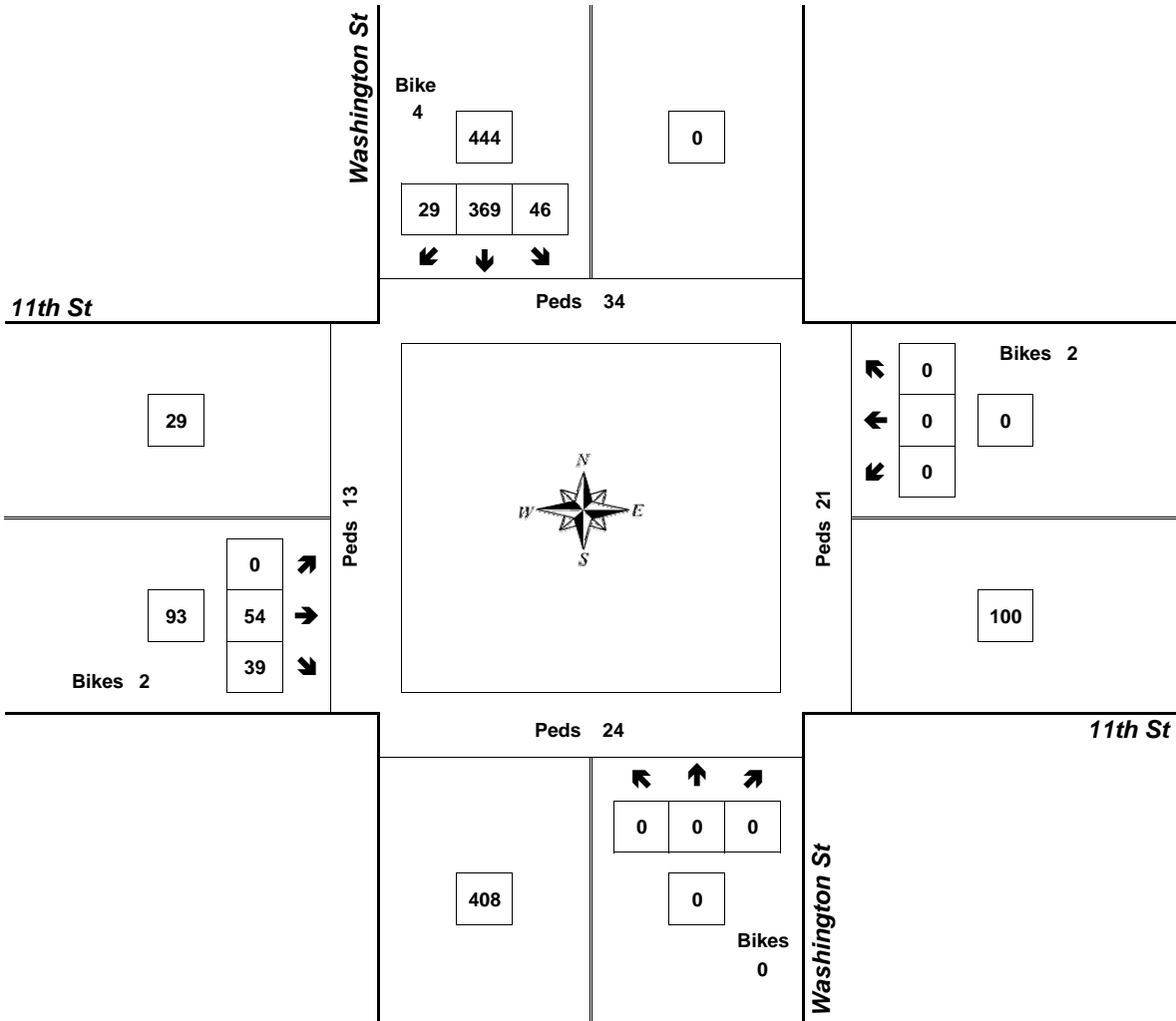
Peak Hour Summary



Clay Carney
(503) 833-2740

Washington St & 11th St

4:20 PM to 5:20 PM
Wednesday, June 01, 2005



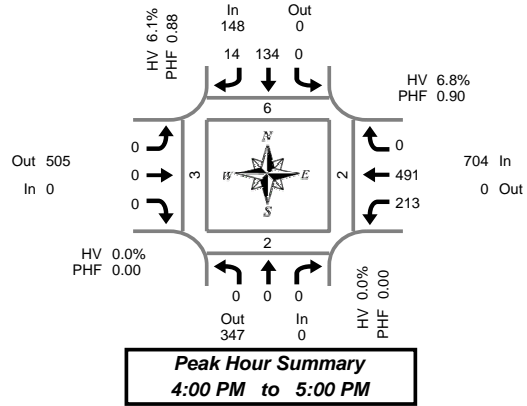
Approach	PHF	HV%	Volume
EB	0.65	1.1%	93
WB	0.00	0.0%	0
NB	0.00	0.0%	0
SB	0.73	2.3%	444
Intersection	0.71	2.0%	537

Count Period: 4:00 PM to 6:00 PM

Total Vehicle Summary



Clay Carney
(503) 833-2740



Washington St & 15th St

Thursday, May 26, 2005
4:00 PM to 6:00 PM

5-Minute Interval Summary

4:00 PM to 5:50 PM

Interval Start Time	Northbound Washington St				Southbound Washington St				Eastbound 15th St				Westbound 15th St				Interval Total	Pedestrians Crosswalk			
	L	T	R	Bikes	L	T	R	Bikes	L	T	R	Bikes	L	T	R	Bikes		North	South	East	West
16:00	0	0	0	0	0	34	2	0	0	0	0	0	45	150	0	0	231	0	0	1	0
16:15	0	0	0	0	0	31	4	1	0	0	0	0	56	107	0	0	198	0	0	0	0
16:30	0	0	0	0	0	29	6	0	0	0	0	0	48	127	0	0	210	2	0	0	0
16:45	0	0	0	1	0	40	2	0	0	0	0	0	64	107	0	0	213	4	2	1	3
17:00	0	0	0	0	0	36	5	0	0	0	0	0	50	124	0	0	215	1	3	1	3
17:15	0	0	0	1	0	39	0	1	0	0	0	0	43	88	0	0	170	15	4	2	3
17:30	0	0	0	0	0	29	3	1	0	0	0	0	39	70	0	0	141	1	3	2	0
17:45	0	0	0	0	0	23	1	0	0	0	0	0	43	98	0	0	165	3	0	2	2
Total Survey	0	0	0	2	0	261	23	3	0	0	0	0	388	871	0	0	1,543	26	12	9	11

15-Minute Interval Summary

4:00 PM to 6:00 PM

Interval Start Time	Northbound Washington St				Southbound Washington St				Eastbound 15th St				Westbound 15th St				Interval Total	Pedestrians Crosswalk			
	L	T	R	Bikes	L	T	R	Bikes	L	T	R	Bikes	L	T	R	Bikes		North	South	East	West
16:00	0	0	0	0	0	34	2	0	0	0	0	0	45	150	0	0	231	0	0	1	0
16:15	0	0	0	0	0	31	4	1	0	0	0	0	56	107	0	0	198	0	0	0	0
16:30	0	0	0	0	0	29	6	0	0	0	0	0	48	127	0	0	210	2	0	0	0
16:45	0	0	0	1	0	40	2	0	0	0	0	0	64	107	0	0	213	4	2	1	3
17:00	0	0	0	0	0	36	5	0	0	0	0	0	50	124	0	0	215	1	3	1	3
17:15	0	0	0	1	0	39	0	1	0	0	0	0	43	88	0	0	170	15	4	2	3
17:30	0	0	0	0	0	29	3	1	0	0	0	0	39	70	0	0	141	1	3	2	0
17:45	0	0	0	0	0	23	1	0	0	0	0	0	43	98	0	0	165	3	0	2	2
Total Survey	0	0	0	2	0	261	23	3	0	0	0	0	388	871	0	0	1,543	26	12	9	11

Peak Hour Summary

4:00 PM to 5:00 PM

By Approach	Northbound Washington St				Southbound Washington St				Eastbound 15th St				Westbound 15th St				Total	Pedestrians Crosswalk			
	In	Out	Total	Bikes	In	Out	Total	Bikes	In	Out	Total	Bikes	In	Out	Total	Bikes		North	South	East	West
Volume	0	347	347	1	148	0	148	1	0	505	505	0	704	0	704	0	852	6	2	2	3
%HV	0.0%				6.1%				0.0%				6.8%				6.7%				
PHF	0.00				0.88				0.00				0.90				0.92				

By Movement	Northbound Washington St				Southbound Washington St				Eastbound 15th St				Westbound 15th St				Total
	L	T	R	Total	L	T	R	Total	L	T	R	Total	L	T	R	Total	
Volume	0	0	0	0	0	134	14	148	0	0	0	0	213	491	0	704	852
%HV	0.0%	0.0%	0.0%	0.0%	0.0%	5.2%	14.3%	6.1%	0.0%	0.0%	0.0%	0.0%	1.9%	9.0%	0.0%	6.8%	6.7%
PHF	0.00	0.00	0.00	0.00	0.00	0.84	0.58	0.88	0.00	0.00	0.00	0.00	0.83	0.82	0.00	0.90	0.92

Rolling Hour Summary

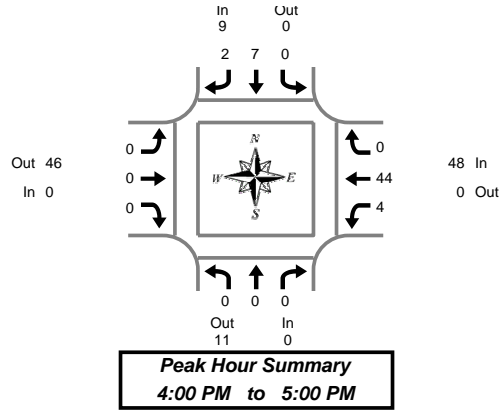
4:00 PM to 6:00 PM

Interval Start Time	Northbound Washington St				Southbound Washington St				Eastbound 15th St				Westbound 15th St				Interval Total	Pedestrians Crosswalk			
	L	T	R	Bikes	L	T	R	Bikes	L	T	R	Bikes	L	T	R	Bikes		North	South	East	West
16:00	0	0	0	1	0	134	14	1	0	0	0	0	213	491	0	0	852	6	2	2	3
16:15	0	0	0	1	0	136	17	1	0	0	0	0	218	465	0	0	836	7	5	2	6
16:30	0	0	0	2	0	144	13	1	0	0	0	0	205	446	0	0	808	22	9	4	9
16:45	0	0	0	2	0	144	10	2	0	0	0	0	196	389	0	0	739	21	12	6	9
17:00	0	0	0	1	0	127	9	2	0	0	0	0	175	380	0	0	691	20	10	7	8

Heavy Vehicle Summary



Clay Carney
(503) 833-2740



Washington St & 15th St

Thursday, May 26, 2005

4:00 PM to 6:00 PM

Heavy Vehicle 5-Minute Interval Summary

4:00 PM to 5:50 PM

Interval Start Time	Northbound Washington St				Southbound Washington St				Eastbound 15th St				Westbound 15th St				Interval Total	
	L	T	R	Total	L	T	R	Total	L	T	R	Total	L	T	R	Total		
16:00	0	0	0	0	0	2	0	2	0	0	0	0	0	12	0	12	14	
16:15	0	0	0	0	0	1	1	2	0	0	0	0	0	1	16	0	17	19
16:30	0	0	0	0	0	3	0	3	0	0	0	0	0	8	0	8	11	
16:45	0	0	0	0	0	1	1	2	0	0	0	0	0	3	8	0	11	13
17:00	0	0	0	0	0	1	0	1	0	0	0	0	0	2	7	0	9	10
17:15	0	0	0	0	0	1	0	1	0	0	0	0	0	1	7	0	8	9
17:30	0	0	0	0	0	1	0	1	0	0	0	0	0	1	0	0	1	2
17:45	0	0	0	0	0	2	0	2	0	0	0	0	0	0	8	0	8	10
Total Survey	0	0	0	0	0	12	2	14	0	0	0	0	8	66	0	74	88	

Heavy Vehicle 15-Minute Interval Summary

4:00 PM to 6:00 PM

Interval Start Time	Northbound Washington St				Southbound Washington St				Eastbound 15th St				Westbound 15th St				Interval Total	
	L	T	R	Total	L	T	R	Total	L	T	R	Total	L	T	R	Total		
16:00	0	0	0	0	0	2	0	2	0	0	0	0	0	12	0	12	14	
16:15	0	0	0	0	0	1	1	2	0	0	0	0	0	1	16	0	17	19
16:30	0	0	0	0	0	3	0	3	0	0	0	0	0	8	0	8	11	
16:45	0	0	0	0	0	1	1	2	0	0	0	0	0	3	8	0	11	13
17:00	0	0	0	0	0	1	0	1	0	0	0	0	0	2	7	0	9	10
17:15	0	0	0	0	0	1	0	1	0	0	0	0	0	1	7	0	8	9
17:30	0	0	0	0	0	1	0	1	0	0	0	0	0	1	0	0	1	2
17:45	0	0	0	0	0	2	0	2	0	0	0	0	0	0	8	0	8	10
Total Survey	0	0	0	0	0	12	2	14	0	0	0	0	8	66	0	74	88	

Heavy Vehicle Peak Hour Summary

4:00 PM to 5:00 PM

By Approach	Northbound Washington St			Southbound Washington St			Eastbound 15th St			Westbound 15th St			Total
	In	Out	Total	In	Out	Total	In	Out	Total	In	Out	Total	
Volume	0	11	11	9	0	9	0	46	46	48	0	48	57
PHF	0.00			0.32			0.00			0.32			0.32

By Movement	Northbound Washington St				Southbound Washington St				Eastbound 15th St				Westbound 15th St				Total
	L	T	R	Total	L	T	R	Total	L	T	R	Total	L	T	R	Total	
Volume	0	0	0	0	0	7	2	9	0	0	0	0	4	44	0	48	57
PHF	0.00	0.00	0.00	0.00	0.00	0.29	0.25	0.32	0.00	0.00	0.00	0.00	0.17	0.31	0.00	0.32	0.32

Heavy Vehicle Rolling Hour Summary

4:00 PM to 6:00 PM

Interval Start Time	Northbound Washington St				Southbound Washington St				Eastbound 15th St				Westbound 15th St				Interval Total
	L	T	R	Total	L	T	R	Total	L	T	R	Total	L	T	R	Total	
16:00	0	0	0	0	0	7	2	9	0	0	0	0	4	44	0	48	57
16:15	0	0	0	0	0	6	2	8	0	0	0	0	6	39	0	45	53
16:30	0	0	0	0	0	6	1	7	0	0	0	0	6	30	0	36	43
16:45	0	0	0	0	0	4	1	5	0	0	0	0	7	22	0	29	34
17:00	0	0	0	0	0	5	0	5	0	0	0	0	4	22	0	26	31

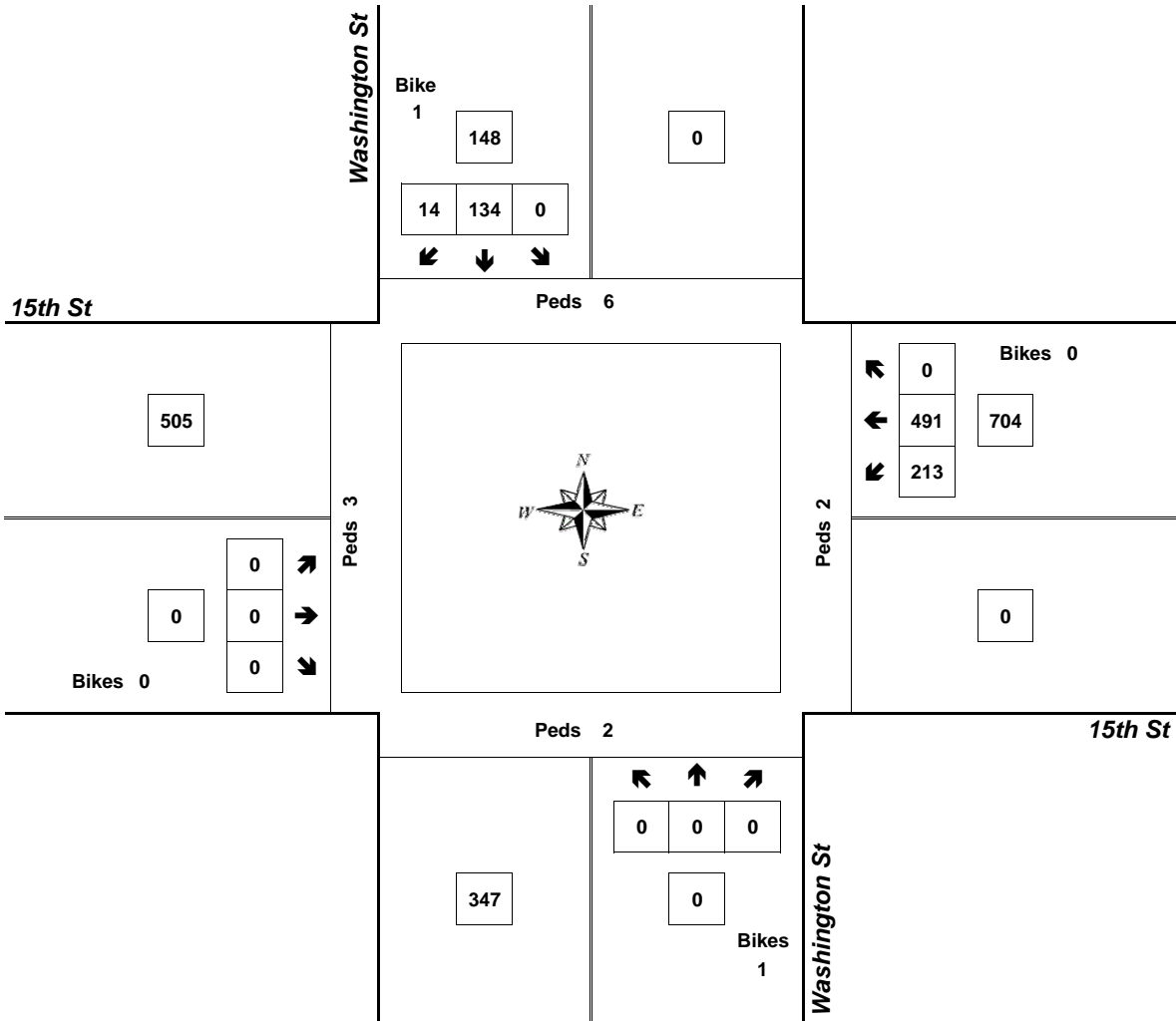
Peak Hour Summary



Clay Carney
(503) 833-2740

Washington St & 15th St

4:00 PM to 5:00 PM
Thursday, May 26, 2005



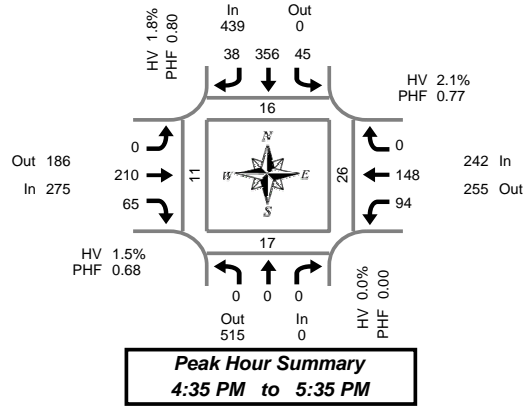
Approach	PHF	HV%	Volume
EB	0.00	0.0%	0
WB	0.90	6.8%	704
NB	0.00	0.0%	0
SB	0.88	6.1%	148
Intersection	0.92	6.7%	852

Count Period: 4:00 PM to 6:00 PM

Total Vehicle Summary



Clay Carney
(503) 833-2740



Washington St & Evergreen Blvd

Thursday, June 02, 2005
4:00 PM to 6:00 PM

5-Minute Interval Summary

4:00 PM to 6:00 PM

Interval Start Time	Northbound Washington St				Southbound Washington St				Eastbound Evergreen Blvd				Westbound Evergreen Blvd				Interval Total	Pedestrians Crosswalk			
	L	T	R	Bikes	L	T	R	Bikes	L	T	R	Bikes	L	T	R	Bikes		North	South	East	West
16:00	0	0	0	0	3	24	4	0	0	7	4	0	2	13	0	0	57	0	7	0	1
16:05	0	0	0	0	2	20	6	0	0	15	1	0	5	12	0	1	61	4	1	0	1
16:10	0	0	0	0	6	26	2	0	0	15	4	0	7	10	0	0	70	2	3	3	0
16:15	0	0	0	0	4	30	2	0	0	4	3	0	9	14	0	0	66	2	1	3	2
16:20	0	0	0	0	2	32	2	0	0	11	3	0	3	18	0	0	71	1	1	1	3
16:25	0	0	0	0	2	27	2	0	0	10	2	0	3	12	0	0	58	1	2	1	3
16:30	0	0	0	0	3	24	5	0	0	7	2	0	6	16	0	0	63	0	5	2	1
16:35	0	0	0	0	4	32	4	1	0	13	6	0	8	11	0	0	78	0	0	2	1
16:40	0	0	0	0	5	25	4	0	0	11	4	0	12	16	0	0	77	1	0	2	3
16:45	0	0	0	0	1	29	4	0	0	12	3	0	8	22	0	0	79	1	1	1	2
16:50	0	0	0	0	0	28	0	1	0	14	6	0	10	11	0	0	69	0	1	1	1
16:55	0	0	0	0	4	20	0	0	0	7	4	0	5	16	0	0	56	2	3	3	0
17:00	0	0	0	0	3	27	2	0	0	13	4	0	5	9	0	0	63	2	2	0	0
17:05	0	0	0	0	4	24	5	1	0	29	3	0	10	15	0	1	90	2	3	4	1
17:10	0	0	0	0	3	43	3	1	0	35	5	0	9	14	0	0	112	5	1	6	0
17:15	0	0	0	0	5	37	4	1	0	21	8	0	7	12	0	0	94	2	1	2	1
17:20	0	0	0	0	5	35	3	1	0	23	9	0	11	8	0	1	94	1	2	2	2
17:25	0	0	0	0	8	27	4	0	0	16	7	0	3	7	0	1	72	0	0	2	0
17:30	0	0	0	0	3	29	5	0	0	16	6	0	6	7	0	0	72	0	3	1	0
17:35	0	0	0	0	4	28	2	0	0	14	4	0	4	8	0	0	64	0	0	0	7
17:40	0	0	0	0	2	26	1	0	0	9	4	0	3	8	0	0	53	1	6	2	0
17:45	0	0	0	0	5	19	0	0	0	11	4	0	9	6	0	0	54	4	0	3	0
17:50	0	0	0	0	1	17	3	0	0	6	2	0	2	6	0	0	37	2	0	1	1
17:55	0	0	0	0	3	19	3	0	0	12	0	0	3	6	0	0	46	0	2	4	0
Total Survey	0	0	0	0	82	648	70	6	0	331	98	0	150	277	0	4	1,656	33	45	46	30

15-Minute Interval Summary

4:00 PM to 6:00 PM

Interval Start Time	Northbound Washington St				Southbound Washington St				Eastbound Evergreen Blvd				Westbound Evergreen Blvd				Interval Total	Pedestrians Crosswalk			
	L	T	R	Bikes	L	T	R	Bikes	L	T	R	Bikes	L	T	R	Bikes		North	South	East	West
16:00	0	0	0	0	11	70	12	0	0	37	9	0	14	35	0	1	188	6	11	3	2
16:15	0	0	0	0	8	89	6	0	0	25	8	0	15	44	0	0	195	4	4	5	8
16:30	0	0	0	0	12	81	13	1	0	31	12	0	26	43	0	0	218	1	5	6	5
16:45	0	0	0	0	5	77	4	1	0	33	13	0	23	49	0	0	204	3	5	5	3
17:00	0	0	0	0	10	94	10	2	0	77	12	0	24	38	0	1	265	9	6	10	1
17:15	0	0	0	0	18	99	11	2	0	60	24	0	21	27	0	2	260	3	3	6	3
17:30	0	0	0	0	9	83	8	0	0	39	14	0	13	23	0	0	189	1	9	3	7
17:45	0	0	0	0	9	55	6	0	0	29	6	0	14	18	0	0	137	6	2	8	1
Total Survey	0	0	0	0	82	648	70	6	0	331	98	0	150	277	0	4	1,656	33	45	46	30

Peak Hour Summary

4:35 PM to 5:35 PM

By Approach	Northbound Washington St				Southbound Washington St				Eastbound Evergreen Blvd				Westbound Evergreen Blvd				Total	Pedestrians Crosswalk			
	In	Out	Total	Bikes	In	Out	Total	Bikes	In	Out	Total	Bikes	In	Out	Total	Bikes		North	South	East	West
Volume	0	515	515	0	439	0	439	6	275	186	461	0	242	255	497	3	956	16	17	26	11
%HV	0.0%				1.8%				1.5%				2.1%				1.8%				
PHF	0.00				0.80				0.68				0.77				0.80				

By Movement	Northbound Washington St				Southbound Washington St				Eastbound Evergreen Blvd				Westbound Evergreen Blvd				Total				
	L	T	R	Total	L	T	R	Total	L	T	R	Total	L	T	R	Total					
Volume	0	0	0	0	45	356	38	439	0	210	65	275	94	148	0	242	956				
%HV	0.0%	0.0%	0.0%	0.0%	0.0%	2.0%	2.6%	1.8%	0.0%	1.0%	3.1%	1.5%	3.2%	1.4%	0.0%	2.1%	1.8%				
PHF	0.00	0.00	0.00	0.00	0.63	0.77	0.79	0.80	0.00	0.62	0.68	0.68	0.78	0.76	0.00	0.77	0.80				

Rolling Hour Summary

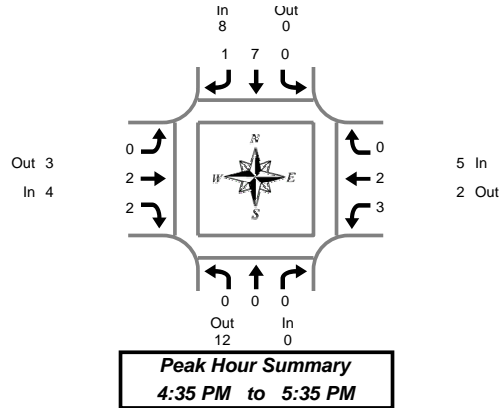
4:00 PM to 6:00 PM

Interval Start Time	Northbound Washington St				Southbound Washington St				Eastbound Evergreen Blvd				Westbound Evergreen Blvd				Interval Total	Pedestrians Crosswalk			
	L	T	R	Bikes	L	T	R	Bikes	L	T	R	Bikes	L	T	R	Bikes		North	South	East	West
16:00	0	0	0	0	36	317	35	2	0	126	42	0	78	171	0	1	805	14	25	19	18
16:15	0	0	0	0	35	341	33	4	0	166	45	0	88	174	0	1	882	17	20	26	17
16:30	0	0	0	0	45	351	38	6	0	201	61	0	94	157	0	3	947	16	19	27	12
16:45	0	0	0	0	42	353	33	5	0	209	63	0	81	137	0	3	918	16	23	24	14
17:00	0	0	0	0	46	331	35	4	0	205	56	0	72	106	0	3	851	19	20	27	12

Heavy Vehicle Summary



Clay Carney
(503) 833-2740



Washington St & Evergreen Blvd

Thursday, June 02, 2005

4:00 PM to 6:00 PM

Heavy Vehicle 5-Minute Interval Summary 4:00 PM to 6:00 PM

Interval Start Time	Northbound Washington St				Southbound Washington St				Eastbound Evergreen Blvd				Westbound Evergreen Blvd				Interval Total
	L	T	R	Total	L	T	R	Total	L	T	R	Total	L	T	R	Total	
16:00	0	0	0	0	0	2	1	3	0	1	0	1	0	0	0	0	4
16:05	0	0	0	0	0	1	2	3	0	0	0	0	0	0	0	0	3
16:10	0	0	0	0	0	1	0	1	0	0	1	1	1	0	0	1	3
16:15	0	0	0	0	0	2	0	2	0	0	1	1	0	1	0	1	4
16:20	0	0	0	0	0	2	0	2	0	0	0	0	0	0	0	0	2
16:25	0	0	0	0	0	0	0	0	0	0	0	0	0	0	0	0	0
16:30	0	0	0	0	0	2	1	3	0	1	1	2	0	0	0	0	5
16:35	0	0	0	0	0	0	0	0	0	0	0	0	0	1	0	1	1
16:40	0	0	0	0	0	1	1	2	0	0	0	0	2	0	0	2	4
16:45	0	0	0	0	0	2	0	2	0	0	0	0	0	0	0	0	2
16:50	0	0	0	0	0	0	0	0	0	1	0	1	0	0	0	0	1
16:55	0	0	0	0	0	1	0	1	0	0	1	1	0	0	0	0	2
17:00	0	0	0	0	0	0	0	0	0	0	0	0	0	0	0	0	0
17:05	0	0	0	0	0	0	0	0	0	0	1	1	0	0	0	0	1
17:10	0	0	0	0	0	0	0	0	0	1	0	1	0	1	0	1	2
17:15	0	0	0	0	0	1	0	1	0	0	0	0	1	0	0	1	2
17:20	0	0	0	0	0	2	0	2	0	0	0	0	0	0	0	0	2
17:25	0	0	0	0	0	0	0	0	0	0	0	0	0	0	0	0	0
17:30	0	0	0	0	0	0	0	0	0	0	0	0	0	0	0	0	0
17:35	0	0	0	0	0	0	0	0	0	0	0	0	0	0	0	0	0
17:40	0	0	0	0	0	1	0	1	0	0	0	0	1	1	0	2	3
17:45	0	0	0	0	0	1	0	1	0	0	0	0	0	1	0	1	2
17:50	0	0	0	0	0	1	0	1	0	0	0	0	0	1	0	1	2
17:55	0	0	0	0	0	0	0	0	0	0	0	0	0	0	0	0	0
Total Survey	0	0	0	0	0	20	5	25	0	4	5	9	5	6	0	11	45

Heavy Vehicle 15-Minute Interval Summary 4:00 PM to 6:00 PM

Interval Start Time	Northbound Washington St				Southbound Washington St				Eastbound Evergreen Blvd				Westbound Evergreen Blvd				Interval Total
	L	T	R	Total	L	T	R	Total	L	T	R	Total	L	T	R	Total	
16:00	0	0	0	0	0	4	3	7	0	1	1	2	1	0	0	1	10
16:15	0	0	0	0	0	4	0	4	0	0	1	1	0	1	0	1	6
16:30	0	0	0	0	0	3	2	5	0	1	1	2	2	1	0	3	10
16:45	0	0	0	0	0	3	0	3	0	1	1	2	0	0	0	0	5
17:00	0	0	0	0	0	0	0	0	0	1	1	2	0	1	0	1	3
17:15	0	0	0	0	0	3	0	3	0	0	0	0	1	0	0	1	4
17:30	0	0	0	0	0	1	0	1	0	0	0	0	1	1	0	2	3
17:45	0	0	0	0	0	2	0	2	0	0	0	0	0	2	0	2	4
Total Survey	0	0	0	0	0	20	5	25	0	4	5	9	5	6	0	11	45

Heavy Vehicle Peak Hour Summary 4:35 PM to 5:35 PM

By Approach	Northbound Washington St			Southbound Washington St			Eastbound Evergreen Blvd			Westbound Evergreen Blvd			Total
	In	Out	Total	In	Out	Total	In	Out	Total	In	Out	Total	
Volume	0	12	12	8	0	8	4	3	7	5	2	7	17
PHF	0.00			0.50			0.50			0.42			0.61

By Movement	Northbound Washington St				Southbound Washington St				Eastbound Evergreen Blvd				Westbound Evergreen Blvd				Total
	L	T	R	Total	L	T	R	Total	L	T	R	Total	L	T	R	Total	
Volume	0	0	0	0	0	7	1	8	0	2	2	4	3	2	0	5	17
PHF	0.00	0.00	0.00	0.00	0.00	0.58	0.25	0.50	0.00	0.50	0.25	0.50	0.38	0.50	0.00	0.42	0.61

Heavy Vehicle Rolling Hour Summary 4:00 PM to 6:00 PM

Interval Start Time	Northbound Washington St				Southbound Washington St				Eastbound Evergreen Blvd				Westbound Evergreen Blvd				Interval Total
	L	T	R	Total	L	T	R	Total	L	T	R	Total	L	T	R	Total	
16:00	0	0	0	0	0	14	5	19	0	3	4	7	3	2	0	5	31
16:15	0	0	0	0	0	10	2	12	0	3	4	7	2	3	0	5	24
16:30	0	0	0	0	0	9	2	11	0	3	3	6	3	2	0	5	22
16:45	0	0	0	0	0	7	0	7	0	2	2	4	2	2	0	4	15
17:00	0	0	0	0	0	6	0	6	0	1	1	2	2	4	0	6	14

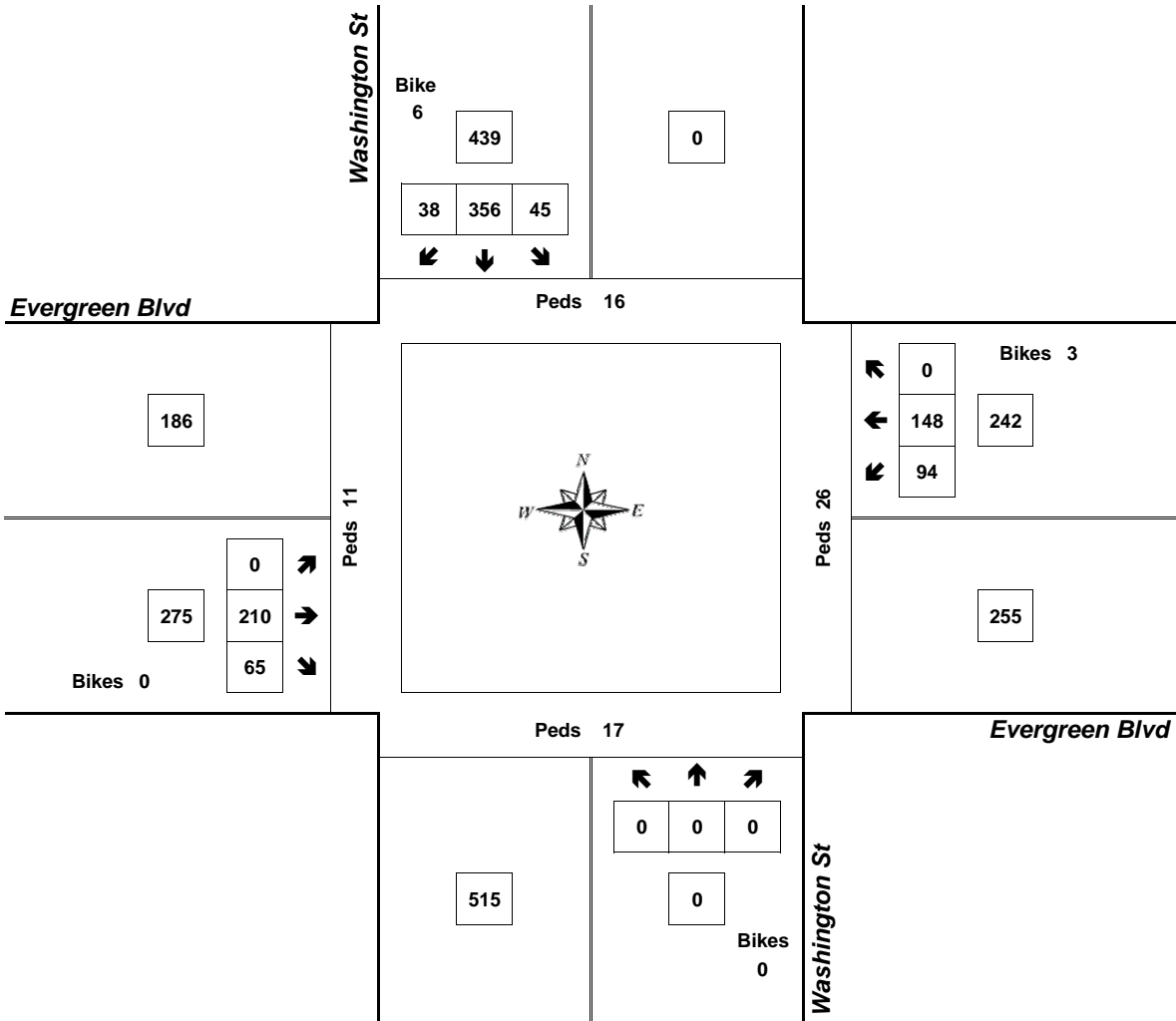
Peak Hour Summary



Clay Carney
(503) 833-2740

Washington St & Evergreen Blvd

4:35 PM to 5:35 PM
Thursday, June 02, 2005



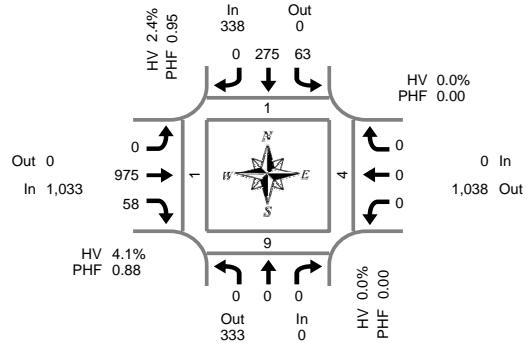
Approach	PHF	HV%	Volume
EB	0.68	1.5%	275
WB	0.77	2.1%	242
NB	0.00	0.0%	0
SB	0.80	1.8%	439
Intersection	0.80	1.8%	956

Count Period: 4:00 PM to 6:00 PM

Total Vehicle Summary



Clay Carney
(503) 833-2740



Peak Hour Summary
4:35 PM to 5:35 PM

Washington St & Mill Plain Blvd

Wednesday, June 01, 2005

4:00 PM to 6:00 PM

5-Minute Interval Summary

4:00 PM to 6:00 PM

Interval Start Time	Northbound Washington St				Southbound Washington St				Eastbound Mill Plain Blvd				Westbound Mill Plain Blvd				Interval Total	Pedestrians Crosswalk						
	L	T	R	Bikes	L	T	R	Bikes	L	T	R	Bikes	L	T	R	Bikes		North	South	East	West			
16:00	0	0	0	0	6	26	0	0	0	68	2	0	0	0	0	0	0	0	0	102	0	0	0	1
16:05	0	0	0	0	4	26	0	1	0	59	5	0	0	0	0	0	0	0	0	94	0	0	0	2
16:10	0	0	0	0	9	27	0	0	0	104	5	0	0	0	0	0	0	0	0	145	1	1	0	2
16:15	0	0	0	0	5	28	0	1	0	92	3	0	0	0	0	0	0	0	0	128	0	0	0	0
16:20	0	0	0	0	5	23	0	0	0	75	4	0	0	0	0	0	0	0	0	107	0	0	1	0
16:25	0	0	0	0	4	20	0	1	0	66	0	0	0	0	0	0	0	0	0	90	0	0	0	1
16:30	0	0	0	0	1	32	0	0	0	66	4	0	0	0	0	0	0	0	0	103	2	0	1	1
16:35	0	0	0	0	9	32	0	1	0	93	6	0	0	0	0	0	0	0	0	140	0	0	0	0
16:40	0	0	0	0	7	15	0	1	0	108	3	0	0	0	0	0	0	0	0	133	0	0	0	0
16:45	0	0	0	0	6	20	0	0	0	70	6	0	0	0	0	0	0	0	0	102	1	1	0	0
16:50	0	0	0	0	3	30	0	0	0	68	1	0	0	0	0	0	0	0	0	102	0	1	0	0
16:55	0	0	0	0	5	23	0	0	0	63	1	0	0	0	0	0	0	0	0	92	0	1	1	0
17:00	0	0	0	0	8	18	0	0	0	68	2	0	0	0	0	0	0	0	0	96	0	0	0	0
17:05	0	0	0	0	8	19	0	0	0	66	12	0	0	0	0	0	0	0	0	105	0	0	0	1
17:10	0	0	0	0	3	29	0	0	0	98	9	0	0	0	0	0	0	0	0	139	0	1	2	0
17:15	0	0	0	0	6	20	0	0	0	96	8	1	0	0	0	0	0	0	0	130	0	1	1	0
17:20	0	0	0	0	4	25	0	0	0	77	5	1	0	0	0	0	0	0	0	111	0	2	0	0
17:25	0	0	0	0	0	22	0	0	0	85	1	1	0	0	0	0	0	0	0	108	0	0	0	0
17:30	0	0	0	0	4	22	0	0	0	83	4	0	0	0	0	0	0	0	0	113	0	2	0	0
17:35	0	0	0	0	8	23	0	0	0	64	2	0	0	0	0	0	0	0	0	97	1	0	0	1
17:40	0	0	0	0	3	19	0	0	0	69	2	1	0	0	0	0	0	0	0	93	0	0	0	0
17:45	0	0	0	0	4	14	0	0	0	69	2	1	0	0	0	0	0	0	0	89	0	1	0	2
17:50	0	0	0	0	4	9	0	0	0	32	2	0	0	0	0	0	0	0	0	47	0	0	0	1
17:55	0	0	0	0	4	5	0	0	0	21	2	0	0	0	0	0	0	0	0	32	0	0	0	0
Total Survey	0	0	0	0	120	527	0	5	0	1,760	91	5	0	0	0	0	0	0	0	2,498	5	11	6	12

15-Minute Interval Summary

4:00 PM to 6:00 PM

Interval Start Time	Northbound Washington St				Southbound Washington St				Eastbound Mill Plain Blvd				Westbound Mill Plain Blvd				Interval Total	Pedestrians Crosswalk						
	L	T	R	Bikes	L	T	R	Bikes	L	T	R	Bikes	L	T	R	Bikes		North	South	East	West			
16:00	0	0	0	0	19	79	0	1	0	231	12	0	0	0	0	0	0	0	0	341	1	1	0	5
16:15	0	0	0	0	14	71	0	2	0	233	7	0	0	0	0	0	0	0	0	325	0	0	1	1
16:30	0	0	0	0	17	79	0	2	0	267	13	0	0	0	0	0	0	0	0	376	2	0	1	1
16:45	0	0	0	0	14	73	0	0	0	201	8	0	0	0	0	0	0	0	0	296	1	3	1	0
17:00	0	0	0	0	19	66	0	0	0	232	23	0	0	0	0	0	0	0	0	340	0	1	2	1
17:15	0	0	0	0	10	67	0	0	0	258	14	3	0	0	0	0	0	0	0	349	0	3	1	0
17:30	0	0	0	0	15	64	0	0	0	216	8	1	0	0	0	0	0	0	0	303	1	2	0	1
17:45	0	0	0	0	12	28	0	0	0	122	6	1	0	0	0	0	0	0	0	168	0	1	0	3
Total Survey	0	0	0	0	120	527	0	5	0	1,760	91	5	0	0	0	0	0	0	0	2,498	5	11	6	12

Peak Hour Summary

4:35 PM to 5:35 PM

By Approach	Northbound Washington St				Southbound Washington St				Eastbound Mill Plain Blvd				Westbound Mill Plain Blvd				Total	Pedestrians Crosswalk			
	In	Out	Total	Bikes	In	Out	Total	Bikes	In	Out	Total	Bikes	In	Out	Total	Bikes		North	South	East	West
Volume	0	333	333	0	338	0	338	2	1,033	0	1,033	3	0	1,038	1,038	0	1,371	1	9	4	1
%HV	0.0%				2.4%				4.1%				0.0%				3.6%				
PHF	0.00				0.95				0.88				0.00				0.90				

By Movement	Northbound Washington St				Southbound Washington St				Eastbound Mill Plain Blvd				Westbound Mill Plain Blvd				Total
	L	T	R	Total	L	T	R	Total	L	T	R	Total	L	T	R	Total	
Volume	0	0	0	0	63	275	0	338	0	975	58	1,033	0	0	0	0	1,371
%HV	0.0%	0.0%	0.0%	0.0%	3.2%	2.2%	0.0%	2.4%	0.0%	4.3%	0.0%	4.1%	0.0%	0.0%	0.0%	0.0%	3.6%
PHF	0.00	0.00	0.00	0.00	0.72	0.93	0.00	0.95	0.00	0.90	0.50	0.88	0.00	0.00	0.00	0.00	0.90

Rolling Hour Summary

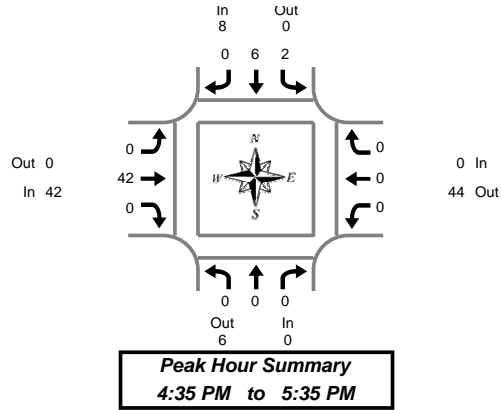
4:00 PM to 6:00 PM

Interval Start Time	Northbound Washington St				Southbound Washington St				Eastbound Mill Plain Blvd				Westbound Mill Plain Blvd				Interval Total	Pedestrians Crosswalk						
	L	T	R	Bikes	L	T	R	Bikes	L	T	R	Bikes	L	T	R	Bikes		North	South	East	West			
16:00	0	0	0	0	64	302	0	5	0	932	40	0	0	0	0	0	0	0	0	1,338	4	4	3	7
16:15	0	0	0	0	64	289	0	4	0	933	51	0	0	0	0	0	0	0	0	1,337	3	4	5	3
16:30	0	0	0	0	60	285	0	2	0	958	58	3	0	0	0	0	0	0	0	1,361	3	7	5	2
16:45	0	0	0	0	58	270	0	0	0	907	53	4	0	0	0	0	0	0	0	1,288	2	9	4	2
17:00	0	0	0	0	56	225	0	0	0	828	51	5	0	0	0	0	0	0	0	1,160	1	7	3	5

Heavy Vehicle Summary



Clay Carney
(503) 833-2740



Washington St & Mill Plain Blvd

Wednesday, June 01, 2005

4:00 PM to 6:00 PM

Heavy Vehicle 5-Minute Interval Summary 4:00 PM to 6:00 PM

Interval Start Time	Northbound Washington St				Southbound Washington St				Eastbound Mill Plain Blvd				Westbound Mill Plain Blvd				Interval Total
	L	T	R	Total	L	T	R	Total	L	T	R	Total	L	T	R	Total	
16:00	0	0	0	0	0	1	0	1	0	2	0	2	0	0	0	0	3
16:05	0	0	0	0	0	2	0	2	0	2	0	2	0	0	0	0	4
16:10	0	0	0	0	0	0	0	0	0	6	0	6	0	0	0	0	6
16:15	0	0	0	0	0	0	0	0	0	1	0	1	0	0	0	0	1
16:20	0	0	0	0	0	1	0	1	0	3	0	3	0	0	0	0	4
16:25	0	0	0	0	0	1	0	1	0	6	0	6	0	0	0	0	7
16:30	0	0	0	0	0	0	0	0	0	5	0	5	0	0	0	0	5
16:35	0	0	0	0	0	0	0	0	0	7	0	7	0	0	0	0	7
16:40	0	0	0	0	0	2	0	2	0	4	0	4	0	0	0	0	6
16:45	0	0	0	0	0	0	0	0	0	5	0	5	0	0	0	0	5
16:50	0	0	0	0	0	1	0	1	0	1	0	1	0	0	0	0	2
16:55	0	0	0	0	1	0	0	1	0	5	0	5	0	0	0	0	6
17:00	0	0	0	0	0	0	0	0	0	7	0	7	0	0	0	0	7
17:05	0	0	0	0	0	0	0	0	0	4	0	4	0	0	0	0	4
17:10	0	0	0	0	0	2	0	2	0	4	0	4	0	0	0	0	6
17:15	0	0	0	0	0	1	0	1	0	1	0	1	0	0	0	0	2
17:20	0	0	0	0	0	0	0	0	0	1	0	1	0	0	0	0	1
17:25	0	0	0	0	0	0	0	0	0	2	0	2	0	0	0	0	2
17:30	0	0	0	0	1	0	0	1	0	1	0	1	0	0	0	0	2
17:35	0	0	0	0	0	0	0	0	0	4	0	4	0	0	0	0	4
17:40	0	0	0	0	0	0	0	0	0	2	0	2	0	0	0	0	2
17:45	0	0	0	0	0	1	0	1	0	2	0	2	0	0	0	0	3
17:50	0	0	0	0	0	0	0	0	0	2	0	2	0	0	0	0	2
17:55	0	0	0	0	0	0	0	0	0	0	0	0	0	0	0	0	0
Total Survey	0	0	0	0	2	12	0	14	0	77	0	77	0	0	0	0	91

Heavy Vehicle 15-Minute Interval Summary 4:00 PM to 6:00 PM

Interval Start Time	Northbound Washington St				Southbound Washington St				Eastbound Mill Plain Blvd				Westbound Mill Plain Blvd				Interval Total
	L	T	R	Total	L	T	R	Total	L	T	R	Total	L	T	R	Total	
16:00	0	0	0	0	0	3	0	3	0	10	0	10	0	0	0	0	13
16:15	0	0	0	0	0	2	0	2	0	10	0	10	0	0	0	0	12
16:30	0	0	0	0	0	2	0	2	0	16	0	16	0	0	0	0	18
16:45	0	0	0	0	1	1	0	2	0	11	0	11	0	0	0	0	13
17:00	0	0	0	0	0	2	0	2	0	15	0	15	0	0	0	0	17
17:15	0	0	0	0	0	1	0	1	0	4	0	4	0	0	0	0	5
17:30	0	0	0	0	1	0	0	1	0	7	0	7	0	0	0	0	8
17:45	0	0	0	0	0	1	0	1	0	4	0	4	0	0	0	0	5
Total Survey	0	0	0	0	2	12	0	14	0	77	0	77	0	0	0	0	91

Heavy Vehicle Peak Hour Summary 4:35 PM to 5:35 PM

By Approach	Northbound Washington St			Southbound Washington St			Eastbound Mill Plain Blvd			Westbound Mill Plain Blvd			Total
	In	Out	Total	In	Out	Total	In	Out	Total	In	Out	Total	
Volume	0	6	6	8	0	8	42	0	42	0	44	44	50
PHF	0.00			0.67			0.66			0.00			0.69

By Movement	Northbound Washington St				Southbound Washington St				Eastbound Mill Plain Blvd				Westbound Mill Plain Blvd				Total
	L	T	R	Total	L	T	R	Total	L	T	R	Total	L	T	R	Total	
Volume	0	0	0	0	2	6	0	8	0	42	0	42	0	0	0	0	50
PHF	0.00	0.00	0.00	0.00	0.50	0.50	0.00	0.67	0.00	0.66	0.00	0.66	0.00	0.00	0.00	0.00	0.69

Heavy Vehicle Rolling Hour Summary 4:00 PM to 6:00 PM

Interval Start Time	Northbound Washington St				Southbound Washington St				Eastbound Mill Plain Blvd				Westbound Mill Plain Blvd				Interval Total
	L	T	R	Total	L	T	R	Total	L	T	R	Total	L	T	R	Total	
16:00	0	0	0	0	1	8	0	9	0	0	0	0	0	0	0	0	56
16:15	0	0	0	0	1	7	0	8	0	52	0	52	0	0	0	0	60
16:30	0	0	0	0	1	6	0	7	0	46	0	46	0	0	0	0	53
16:45	0	0	0	0	2	4	0	6	0	37	0	37	0	0	0	0	43
17:00	0	0	0	0	1	4	0	5	0	30	0	30	0	0	0	0	35

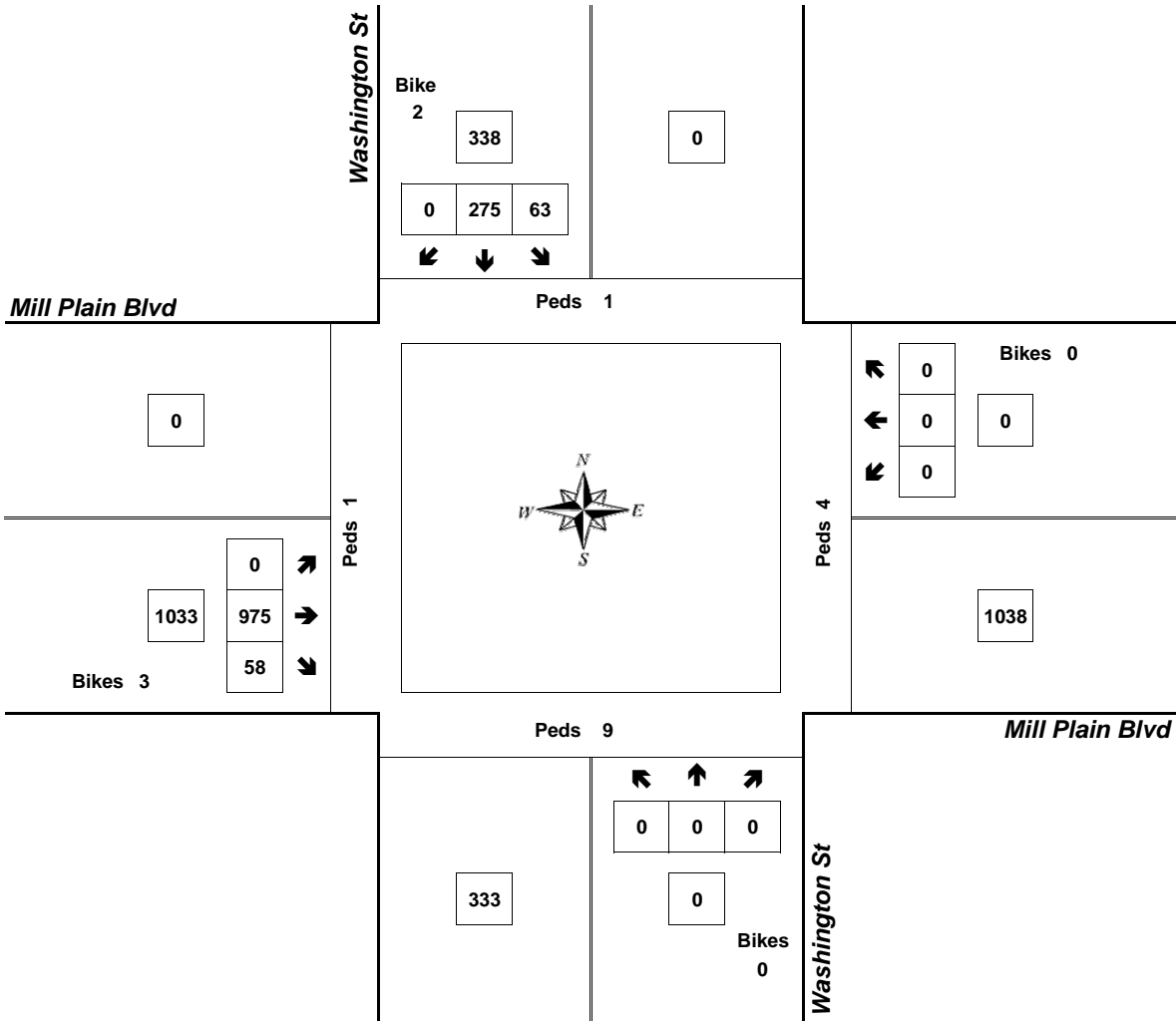
Peak Hour Summary



Clay Carney
(503) 833-2740

Washington St & Mill Plain Blvd

4:35 PM to 5:35 PM
Wednesday, June 01, 2005



Approach	PHF	HV%	Volume
EB	0.88	4.1%	1,033
WB	0.00	0.0%	0
NB	0.00	0.0%	0
SB	0.95	2.4%	338
Intersection	0.90	3.6%	1,371

Count Period: 4:00 PM to 6:00 PM